



US00D450059B1

(12) **United States Design Patent** (10) **Patent No.:** **US D450,059 S**
Itou (45) **Date of Patent:** **** Nov. 6, 2001**

(54) **COMPUTER GENERATED IMAGE FOR A DISPLAY PANEL OR SCREEN**

(74) *Attorney, Agent, or Firm*—Rader, Fishman & Grauer, PLLC

(75) Inventor: **Yoko Itou**, Tokyo (JP)

(57) **CLAIM**

(73) Assignee: **Sony Corporation**, Tokyo (JP)

The ornamental design for a computer generated image for a display panel or screen, as shown and described.

(**) Term: **14 Years**

DESCRIPTION

(21) Appl. No.: **29/105,574**

(22) Filed: **May 26, 1999**

Related U.S. Application Data

(62) Division of application No. 29/091,524, filed on Jul. 31, 1998, now abandoned.

(51) **LOC (7) Cl.** **14-02**

(52) **U.S. Cl.** **D14/489**

(58) **Field of Search** D14/485-95; D18/24-33; D20/11; D19/6; D21/324-33; 345/326, 339-58

FIG. 1 is a front view of a computer generated image for a display panel or screen showing our new design.
FIG. 2 is a front view of a second embodiment thereof;
FIG. 3 is a front view of a third embodiment thereof;
FIG. 4 is a front view of a fourth embodiment thereof;
FIG. 5 is a front view of a fifth embodiment thereof;
FIG. 6 is a front view of a sixth embodiment thereof;
FIG. 7 is a front view of a seventh embodiment thereof;
FIG. 8 is a front view of an eighth embodiment thereof;
FIG. 9 is a front view of a ninth embodiment thereof;
FIG. 10 is a front view of a tenth embodiment thereof;
FIG. 11 is a front view of an eleventh embodiment thereof;
FIG. 12 is a front view of a twelfth embodiment thereof;
FIG. 13 is a front view of a thirteenth embodiment thereof;
FIG. 14 is a front view of a fourteenth embodiment thereof;
FIG. 15 is a front view of a fifteenth embodiment thereof;
FIG. 16 is a front view of a sixteenth embodiment thereof;
FIG. 17 is a front view of a seventeenth embodiment thereof;
FIG. 18 is a front view of an eighteenth embodiment thereof;
FIG. 19 is a front view of a nineteenth embodiment thereof;
FIG. 20 is a front view of a twentieth embodiment thereof;
FIG. 21 is a front view of a twenty-first embodiment thereof;
FIG. 22 is a front view of a twenty-second embodiment thereof;
FIG. 23 is a front view of a twenty-third embodiment thereof;
FIG. 24 is a front view of a twenty-fourth embodiment thereof;
FIG. 25 is a front view of a twenty-fifth embodiment thereof;
FIG. 26 is a front view of a twenty-sixth embodiment thereof;
FIG. 27 is a front view of a twenty-seventh embodiment thereof;
FIG. 28 is a front view of a twenty-eighth embodiment thereof;

(56) **References Cited**

U.S. PATENT DOCUMENTS

- D. 391,558 * 3/1998 Marshall, Jr. et al. D14/114.1
- D. 392,264 * 3/1998 Marshall, Jr. et al. D14/114.1
- D. 395,642 * 6/1998 Kosek D14/114.1
- D. 407,698 * 4/1999 Alexiev D14/114.1

OTHER PUBLICATIONS

- Corel Gallery II Clipart Catalog, Corel Corp., symbols, p. B69, info symbols, p. B68, symbols, p. B70, 1995.*
- Symbol Sourcebook, Henry Dreyfuss, Van Nostrand Reinhold, borax symbol, p. 195, 1972.*
- Microsoft Word 97, Microsoft Corp., callout shapes, window and about word window, 1983-97.*
- The Icon Book, William Horton, John Wiley & Sons, Inc., command icon, p. 378, merge & message icons, p. 386, speech icon, p. 392, 1994.*

* cited by examiner

Primary Examiner—M. H. Tung

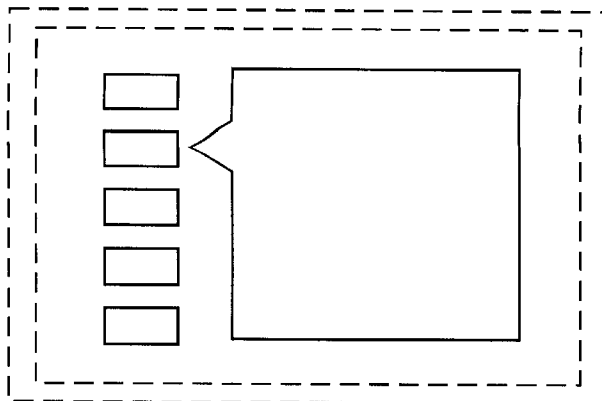


FIG. 29 is a front view of a twenty-ninth embodiment thereof;

FIG. 30 is a front view of a thirtieth embodiment thereof;

FIG. 31 is a front view of a thirty-first embodiment thereof;

FIG. 32 is a front view of a thirty-second embodiment thereof;

FIG. 33 is a front view of a thirty-third embodiment thereof;

FIG. 34 is a front view of a thirty-fourth embodiment thereof;

FIG. 35 is a front view of a thirty-fifth embodiment thereof;

FIG. 36 is a front view of a thirty-sixth embodiment thereof;

FIG. 37 is a front view of a thirty-seventh embodiment thereof;

FIG. 38 is a front view of a thirty-eighth embodiment thereof;

FIG. 39 is a front view of a thirty-ninth embodiment thereof;

FIG. 40 is a front view of a fortieth embodiment thereof;

FIG. 41 is a front view of a forty-first embodiment thereof;

FIG. 42 is a front view of a forty-second embodiment thereof;

FIG. 43 is a front view of a forty-third embodiment thereof;

FIG. 44 is a front view of a forty-fourth embodiment thereof;

FIG. 45 is a front view of a forty-fifth embodiment thereof; and,

FIG. 46 is a front view of a forty-sixth embodiment thereof.

The broken line drawing of a display panel and screen in all views is for illustrative purpose only and forms no part of the claimed design.

1 Claim, 17 Drawing Sheets

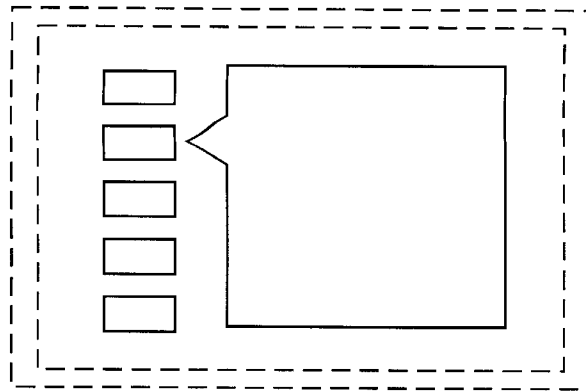


FIG. 1

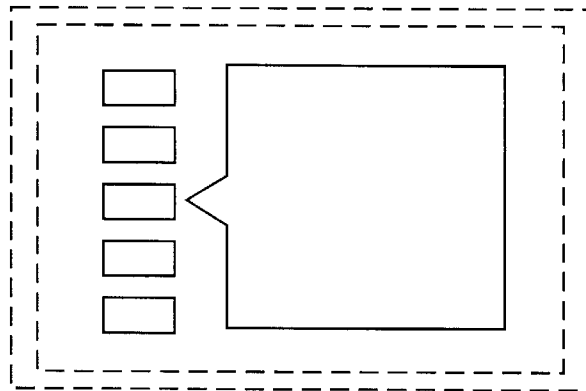


FIG. 2

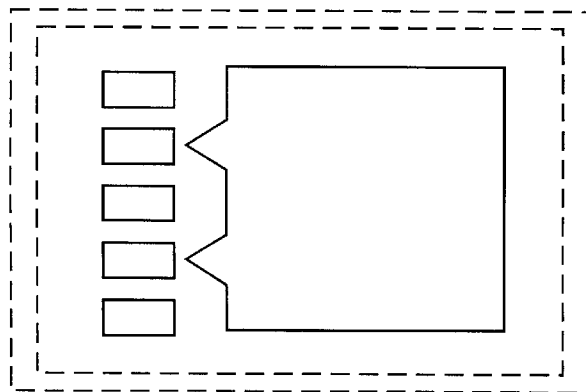


FIG. 3

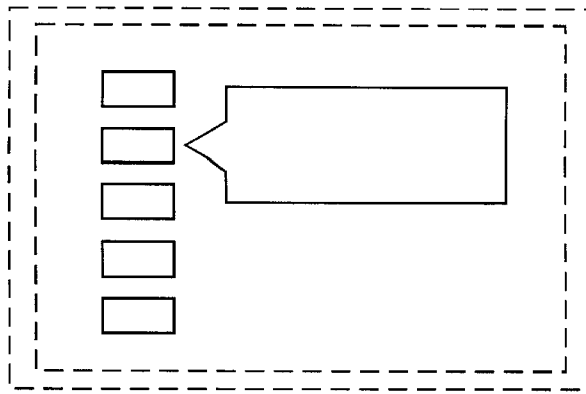


FIG. 4

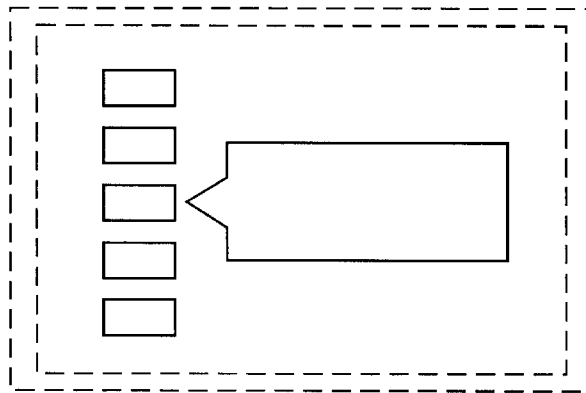


FIG. 5

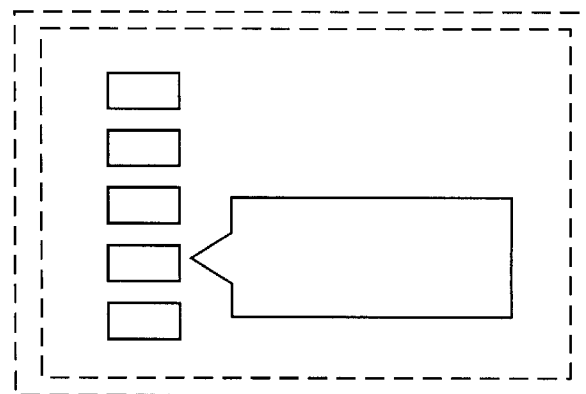


FIG. 6

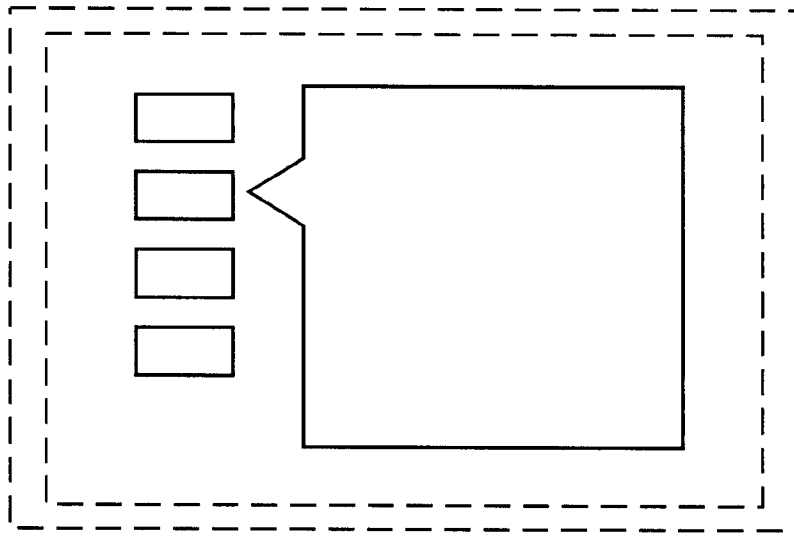


FIG. 7

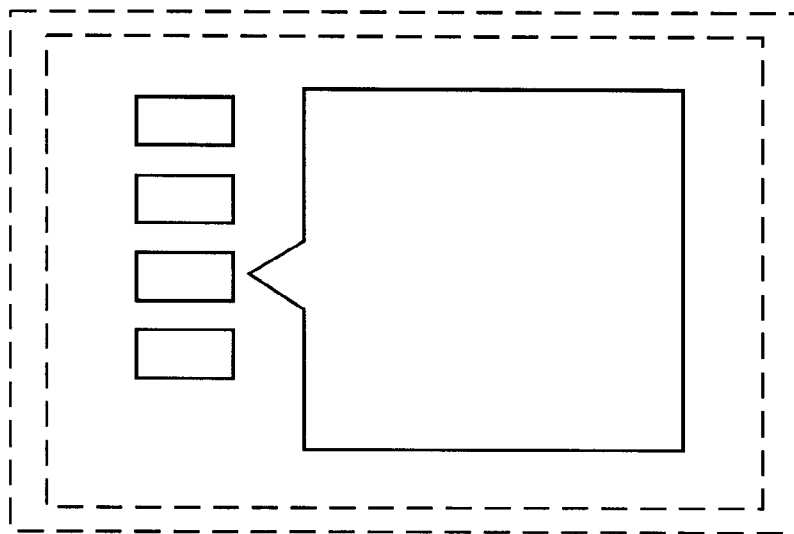


FIG. 8

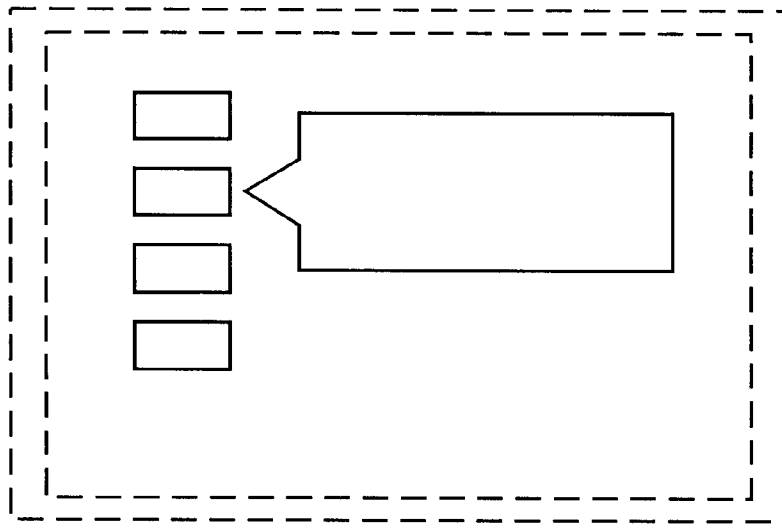


FIG. 9

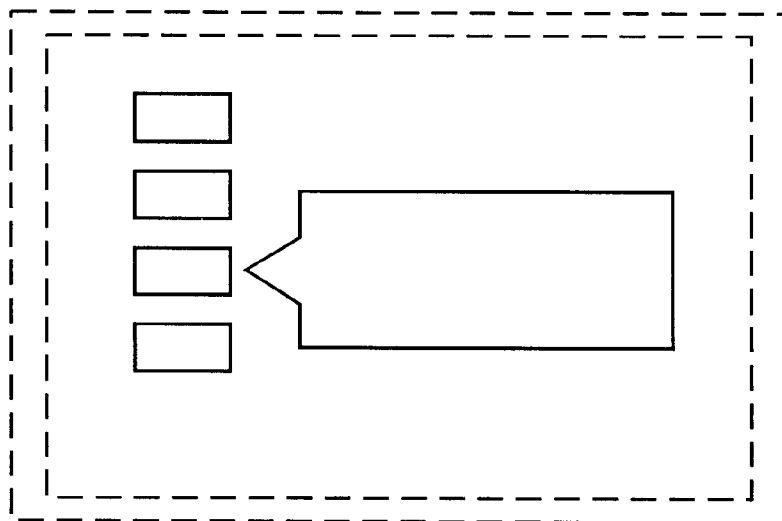


FIG. 10

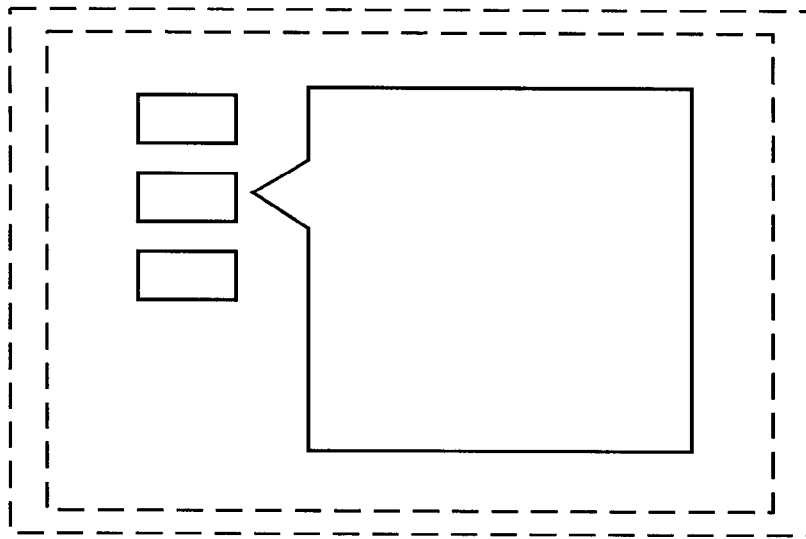


FIG. 11

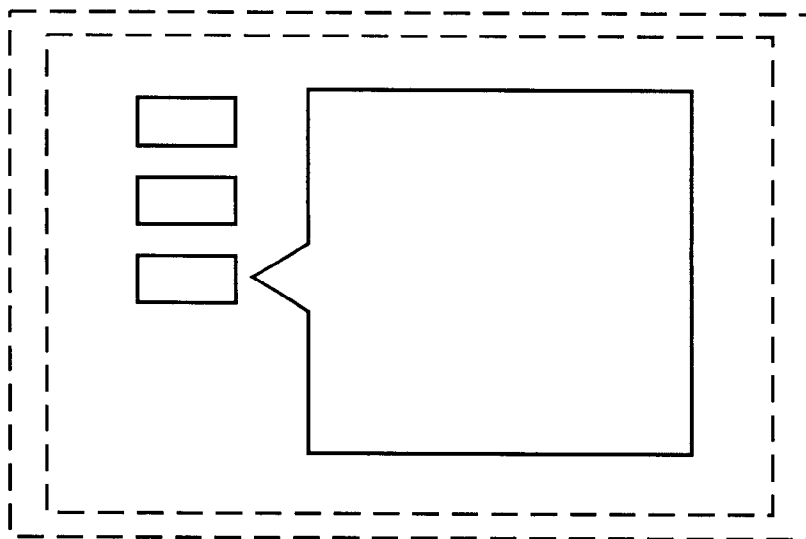


FIG. 12

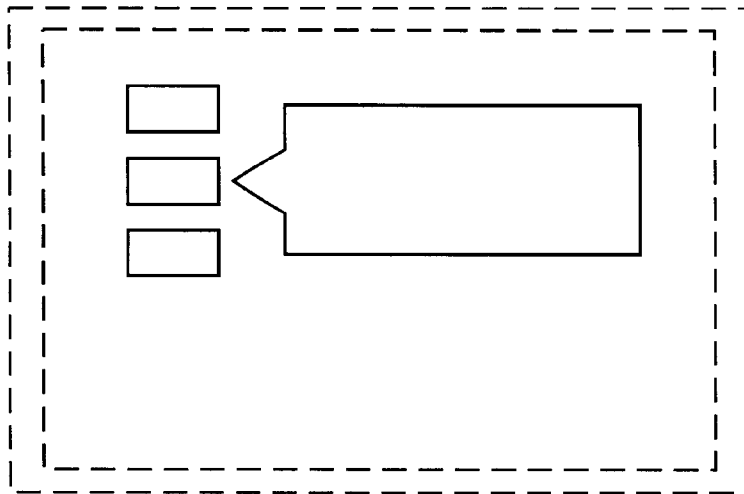


FIG. 13

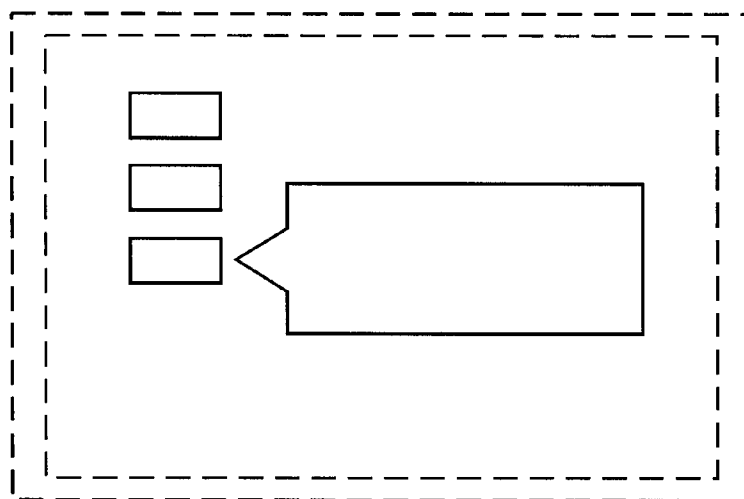


FIG. 14

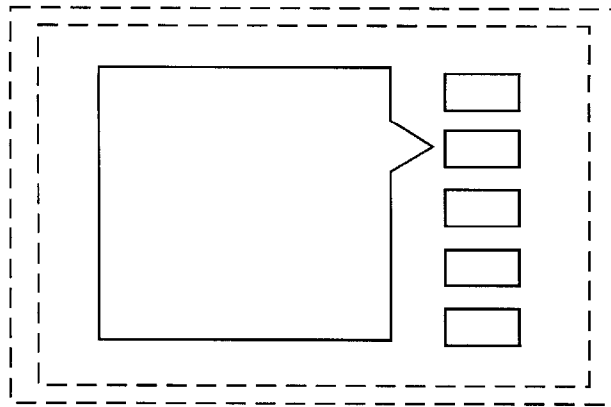


FIG. 15

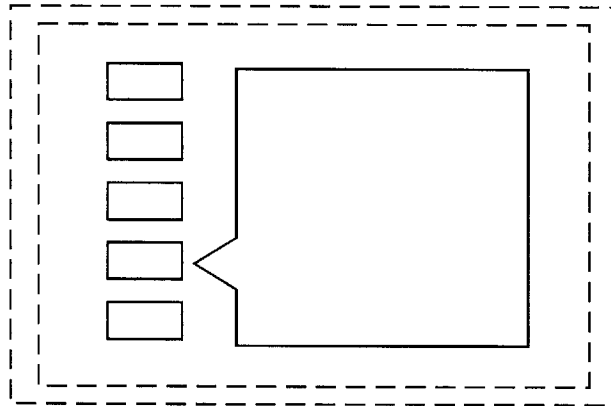


FIG. 16

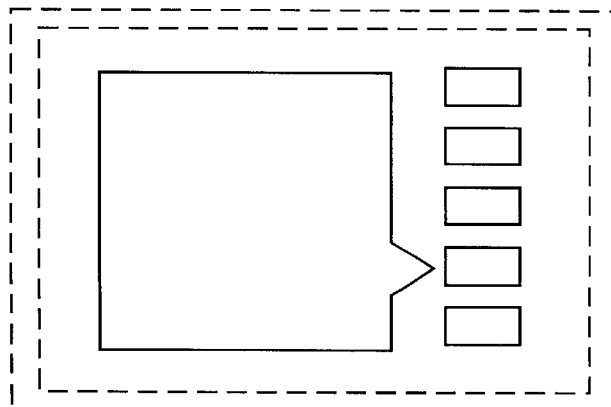


FIG. 17

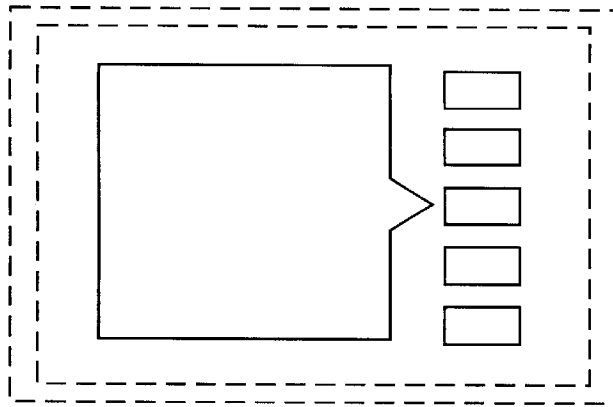


FIG. 18

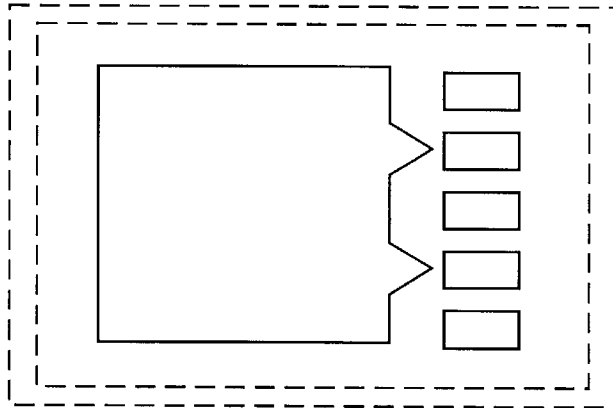


FIG. 19

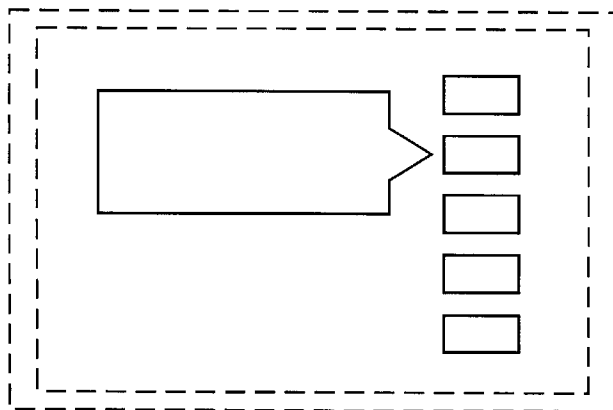


FIG. 20

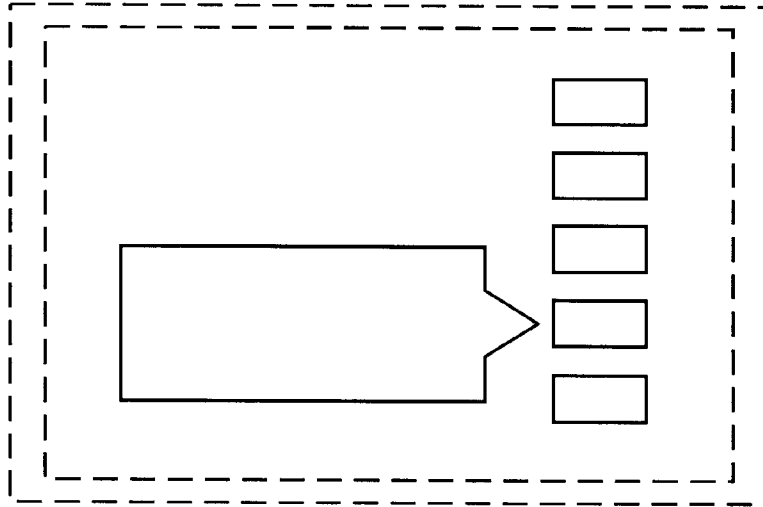


FIG. 21

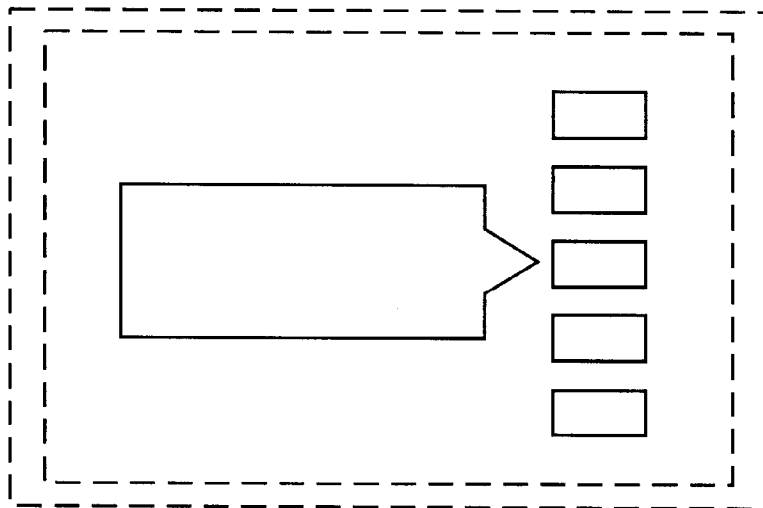


FIG. 22

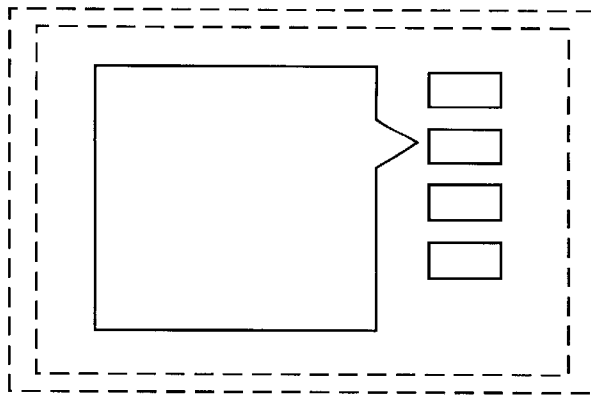


FIG. 23

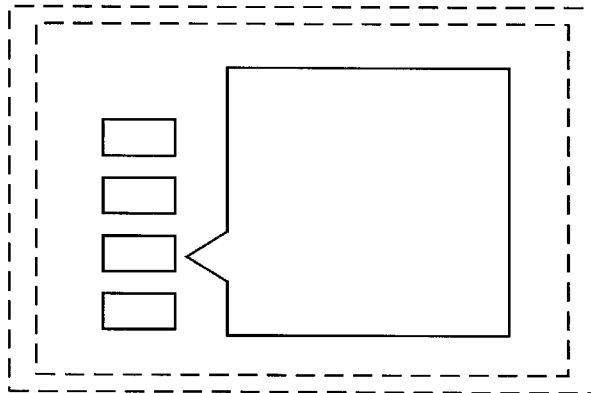


FIG. 24

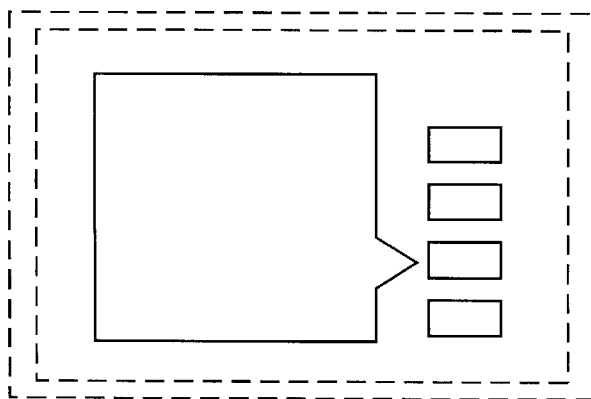


FIG. 25

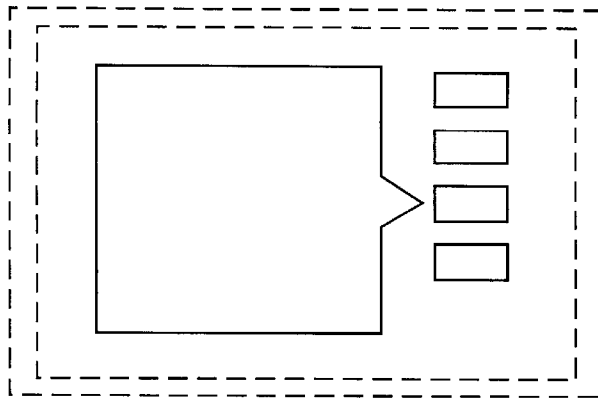


FIG. 26

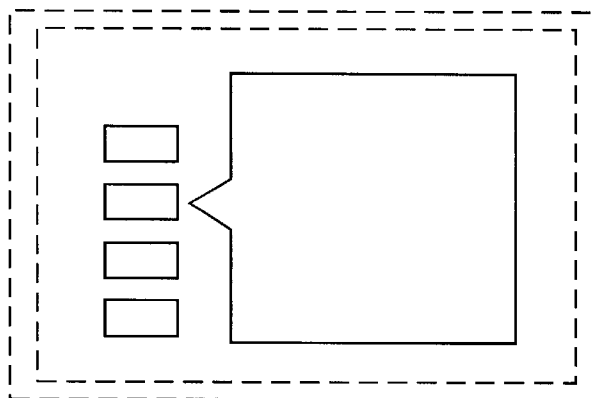


FIG. 27

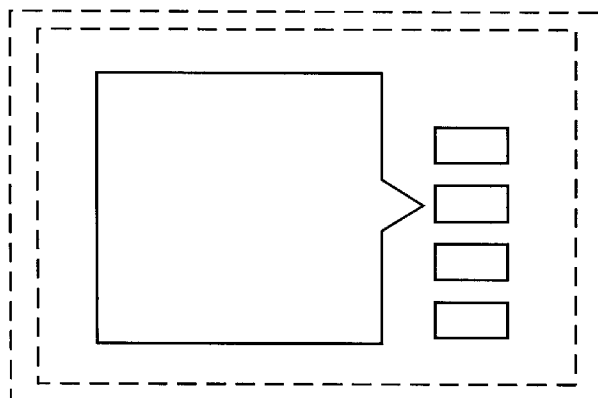


FIG. 28

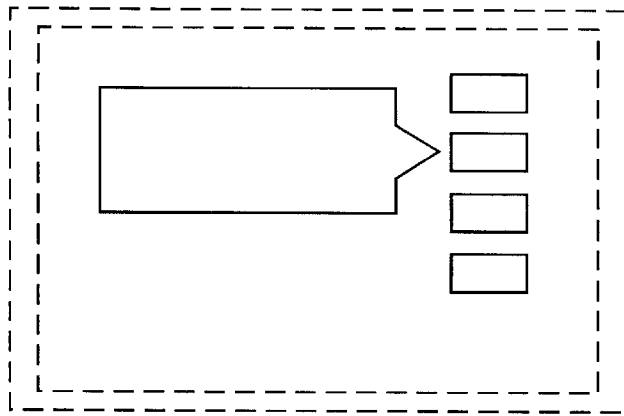


FIG. 29

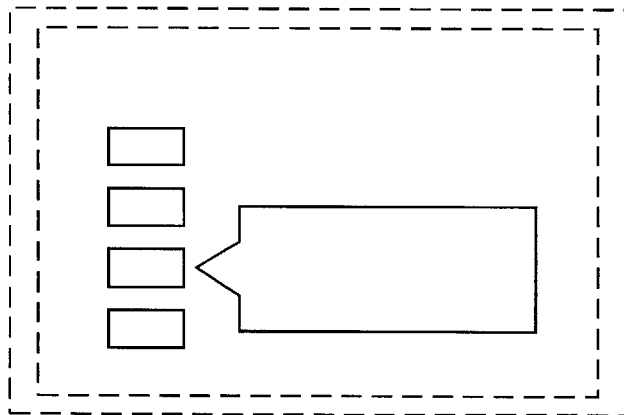


FIG. 30

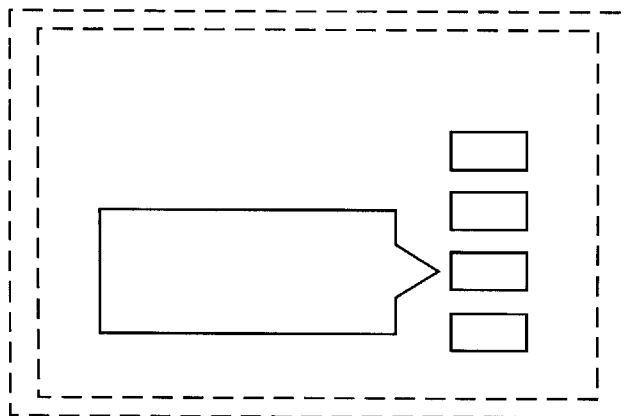


FIG. 31

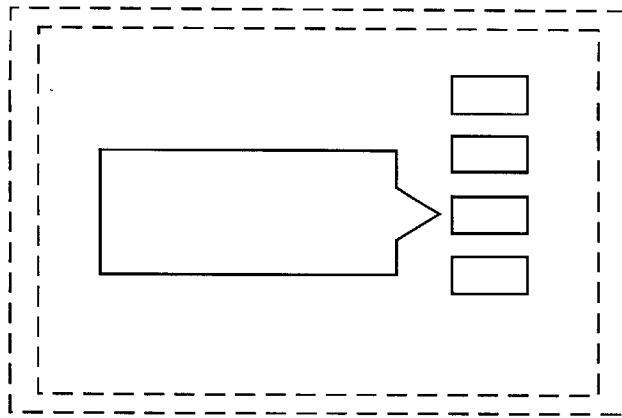


FIG. 32

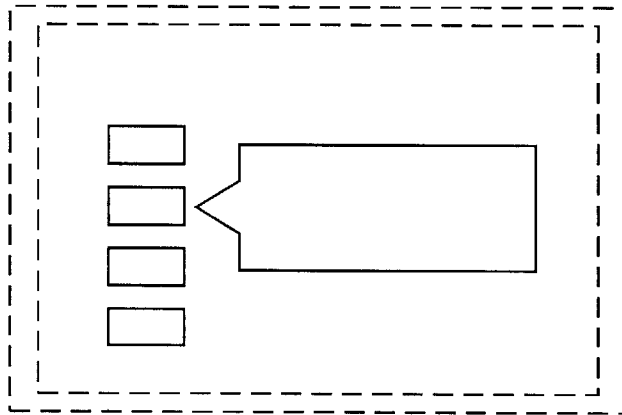


FIG. 33

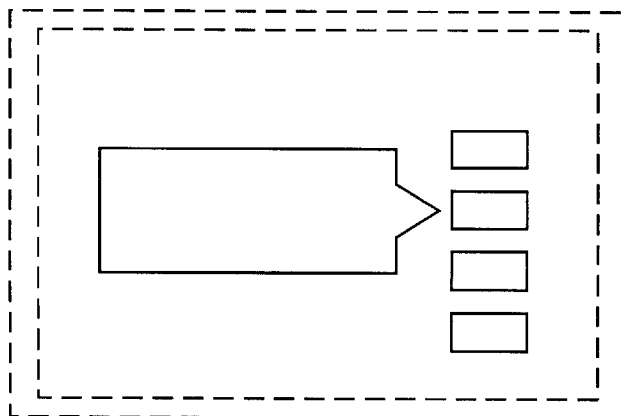


FIG. 34

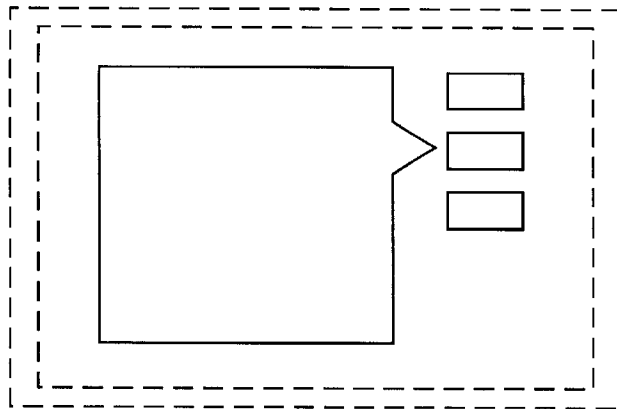


FIG. 35

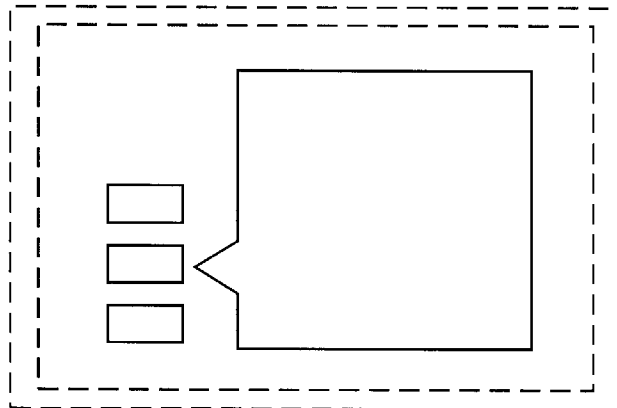


FIG. 36

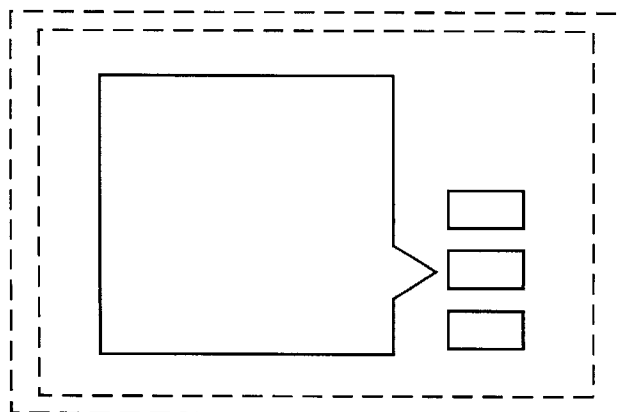


FIG. 37

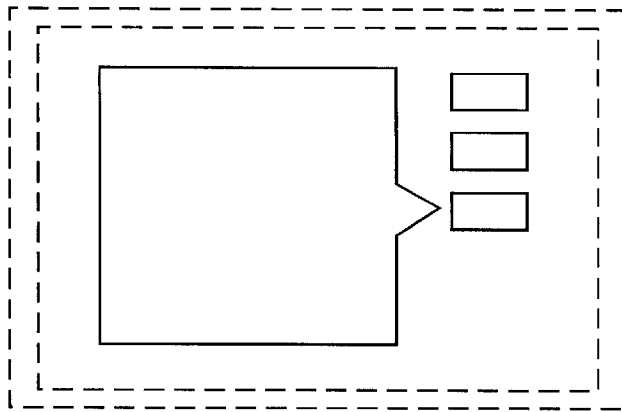


FIG. 38

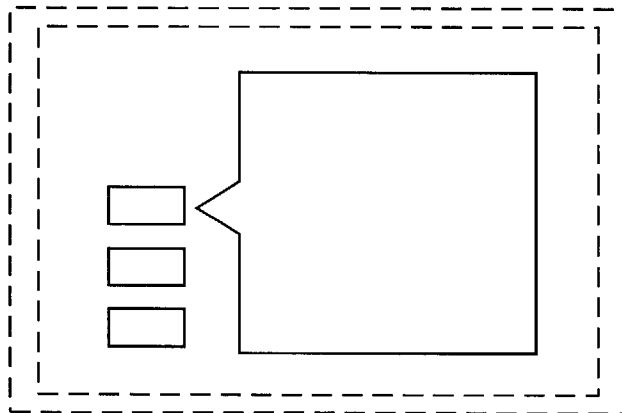


FIG. 39

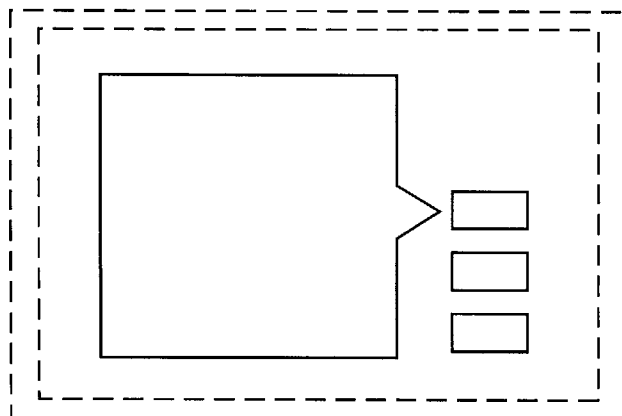


FIG. 40

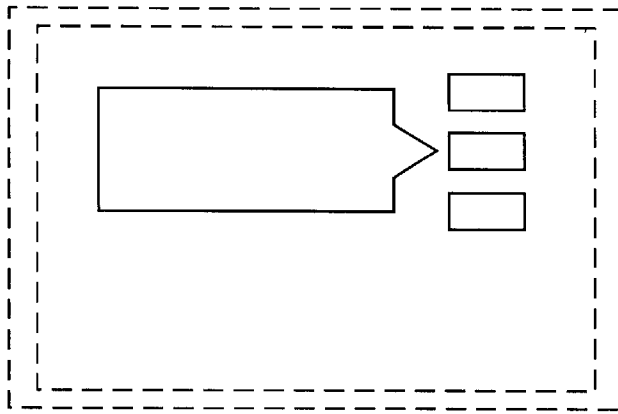


FIG. 41

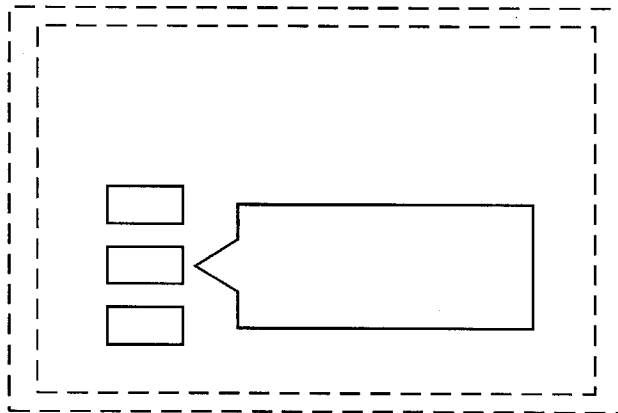


FIG. 42

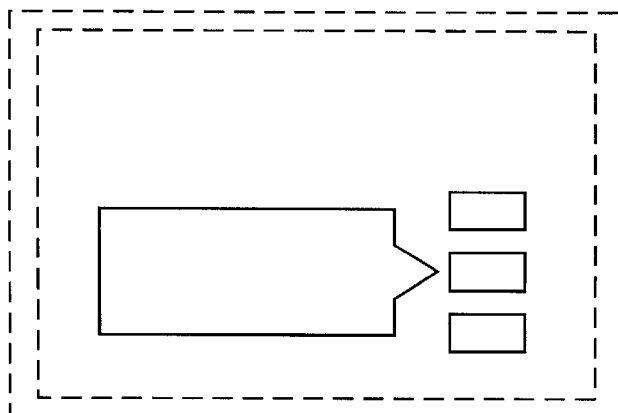


FIG. 43

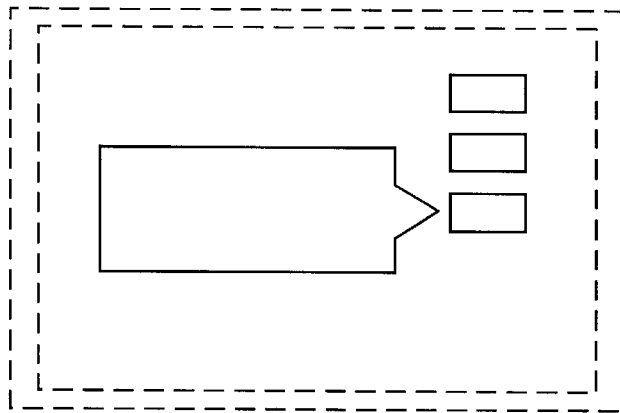


FIG. 44

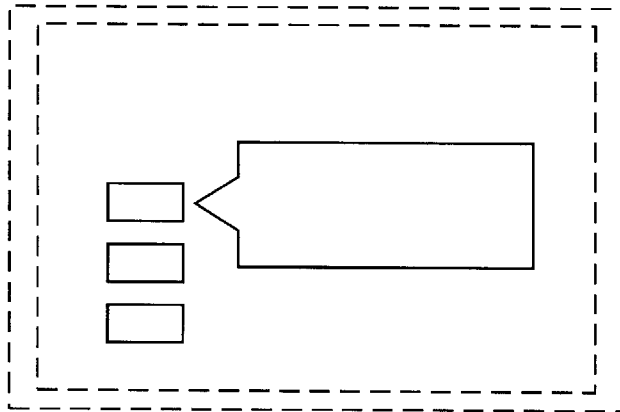


FIG. 45

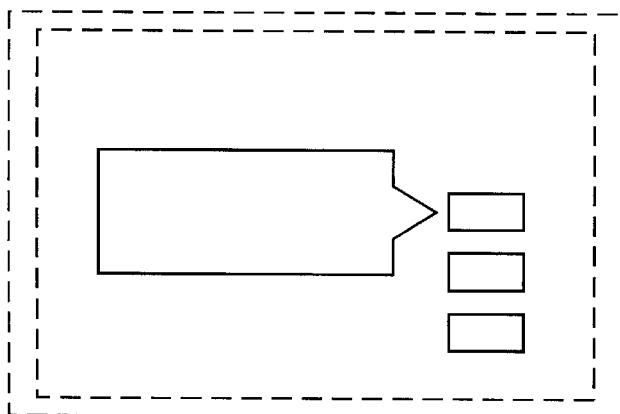


FIG. 46