



US00D623376S

(12) **United States Design Patent**
Griebel

(10) **Patent No.:** **US D623,376 S**

(45) **Date of Patent:** **** Sep. 14, 2010**

(54) **SHAPED TORTILLA**

(75) Inventor: **Jonathan M. Griebel**, Maple Grove, MN (US)

(73) Assignee: **General Mills Marketing, Inc.**, Minneapolis, MN (US)

(**) Term: **14 Years**

(21) Appl. No.: **29/343,770**

(22) Filed: **Sep. 18, 2009**

(51) **LOC (9) Cl.** **01-01**

(52) **U.S. Cl.** **D1/122**

(58) **Field of Classification Search** D1/101-105, D1/116, 118, 120-130, 199; D7/504, 509, D7/510, 523, 524, 555, 566, 568, 584-587, D7/602, 672, 300.1; D21/386; D25/119, D25/121; D12/223, 162; D8/356; D19/91; D23/267; D24/101-104; 426/92, 94, 95, 426/99, 101, 138-139, 143, 514, 132, 279, 426/282-283, 391; 211/189; D11/146, 151, D11/154; D14/480.5, 484.1; D9/544, 682, D9/694

See application file for complete search history.

(56) **References Cited**

U.S. PATENT DOCUMENTS

D19,696 S *	3/1890	Beckstein	D7/354
909,715 A *	1/1909	Troegeler	220/8
D93,019 S *	8/1934	Hose	D1/122
2,601,822 A *	7/1952	Hopkins	99/339
2,630,389 A *	3/1953	Lipshutz	426/90
D205,126 S *	6/1966	Haessler	D1/122
3,481,458 A *	12/1969	Mayeaux	206/527
D222,682 S *	11/1971	Douglas	D7/554.2
3,794,455 A *	2/1974	Heiderpriem	425/403
4,055,670 A	10/1977	Belmont	
4,065,581 A *	12/1977	Heiderpriem	426/138
D251,396 S *	3/1979	Hutchinson	D1/122
D251,816 S *	5/1979	Majeski	D1/122
D277,234 S *	1/1985	Bank	D1/122
D278,199 S	4/1985	Richards	

4,626,438 A *	12/1986	Glantz	426/438
4,666,799 A *	5/1987	Runquist et al.	429/101
4,812,376 A *	3/1989	Rudolph	429/101
4,896,820 A	1/1990	Harrington	
5,002,783 A	3/1991	Ruiz	
D335,758 S	5/1993	Stickle	
D339,899 S	10/1993	Kittleson	
5,298,273 A	3/1994	Ito	

(Continued)

Primary Examiner—Robert M Spear

Assistant Examiner—Barbara Fox

(74) *Attorney, Agent, or Firm*—John A. O’Toole

(57) **CLAIM**

I claim the ornamental design for shaped tortilla, as shown.

DESCRIPTION

FIG. 1 is a perspective view of a shaped tortilla, according to the present invention;

FIG. 2 is a top plan view of the shaped tortilla of FIG. 1;

FIG. 3 is a bottom plan view of the shaped tortilla of FIG. 1;

FIG. 4 is a right side view of the shaped tortilla of FIG. 1;

FIG. 5 is a left side view of the shaped tortilla of FIG. 1;

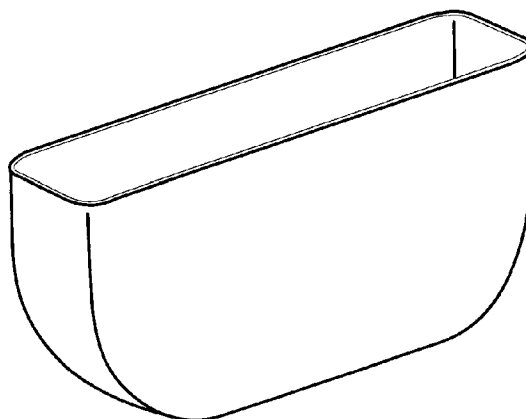
FIG. 6 is a front end view of the shaped tortilla of FIG. 1;

FIG. 7 is a rear end view of the shaped tortilla of FIG. 1;

FIG. 8 is a longitudinal section view of the shaped tortilla of FIG. 1; and,

FIG. 9 is a transverse section view of the shaped tortilla of FIG. 1.

1 Claim, 3 Drawing Sheets



US D623,376 S

Page 2

U.S. PATENT DOCUMENTS

D358,018 S *	5/1995	Lindemann	D1/101	D425,685 S *	5/2000	Kitslaar	D1/122
D369,451 S	5/1996	Gornet et al.		D450,420 S *	11/2001	Brost et al.	D1/129
D376,893 S *	12/1996	Gornet	D1/122	D493,943 S *	8/2004	Mendenhall	D1/123
D393,136 S *	4/1998	Gornet	D1/122	D579,626 S *	11/2008	Schulman	D1/122
D395,937 S *	7/1998	Zada	D1/122	7,648,374 B2 *	1/2010	Koskondy	439/135
D402,085 S *	12/1998	Gornet	D1/106	D609,712 S *	2/2010	Bedol	D14/480.5
5,993,871 A	11/1999	Beehler		D610,156 S *	2/2010	Mudrick	D14/480.5
				2006/0147587 A1	7/2006	Kovich et al.	

* cited by examiner

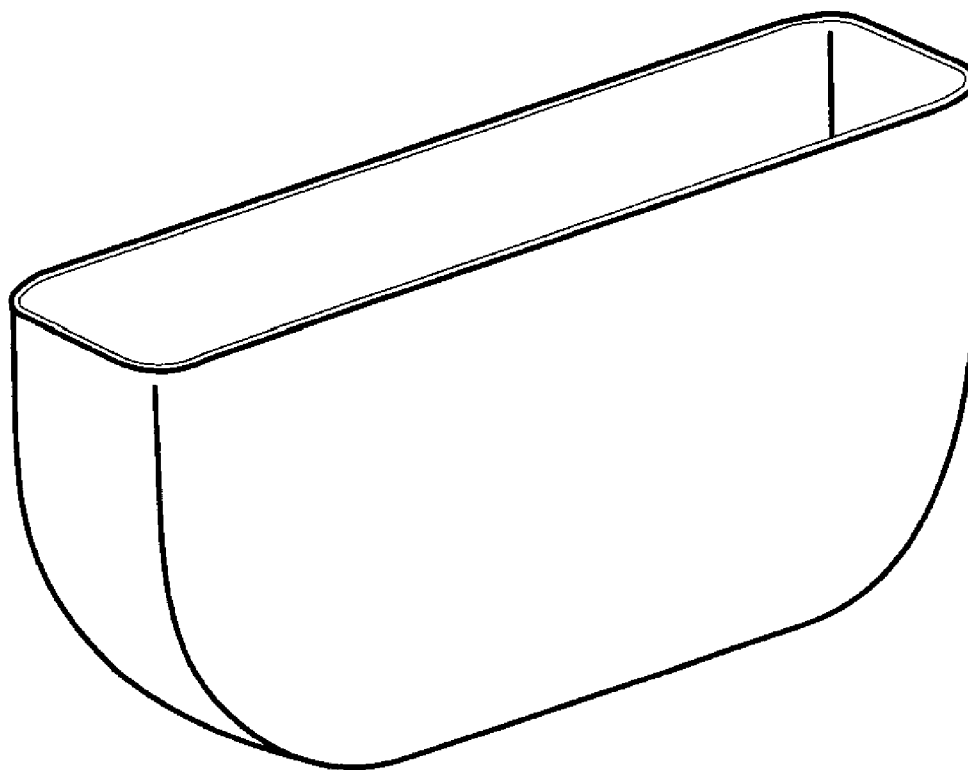


FIG. 1



FIG. 2



FIG. 3




FIG. 6



FIG. 5




FIG. 7



FIG. 4




FIG. 8




FIG. 9