



US00D628261S

(12) **United States Design Patent**
Ballard

(10) **Patent No.:** **US D628,261 S**

(45) **Date of Patent:** **** Nov. 30, 2010**

(54) **GUNSIGHT BODY**

(76) Inventor: **Marlin Daniel Ballard**, 4900 W.
William Cannon, Austin, TX (US) 78749

(**) Term: **14 Years**

(21) Appl. No.: **29/349,298**

(22) Filed: **Mar. 23, 2010**

Related U.S. Application Data

(63) Continuation-in-part of application No. 12/151,863,
filed on May 9, 2008.

(51) **LOC (9) Cl.** **22-01**

(52) **U.S. Cl.** **D22/110**

(58) **Field of Classification Search** D22/108-110,
D22/199; D16/130, 132, 133, 134, 330;
359/359, 399, 744, 823; 42/111, 119, 122,
42/133

See application file for complete search history.

(56) **References Cited**

U.S. PATENT DOCUMENTS

6,360,471	B1	3/2002	Stein	
6,779,290	B1 *	8/2004	Houtsma	42/148
7,040,027	B1	5/2006	Schaeffer et al.	
7,356,962	B2 *	4/2008	Swan	42/147
D602,110	S	10/2009	Ballard	
D602,111	S	10/2009	Ballard	
D602,112	S	10/2009	Ballard	
D602,113	S	10/2009	Ballard	

D602,114	S	10/2009	Ballard
D602,115	S	10/2009	Ballard
D603,928	S	11/2009	Ballard
D605,247	S	12/2009	Ballard
D606,159	S	12/2009	Ballard
2009/0049734	A1	2/2009	Storch et al.
2009/0188147	A1	7/2009	Schwerman et al.

* cited by examiner

Primary Examiner—T. Chase Nelson

Assistant Examiner—Michael A Pratt

(74) *Attorney, Agent, or Firm*—David O. Simmons

(57) **CLAIM**

The ornamental design for a gunsight body, substantially as shown and described.

DESCRIPTION

FIG. 1 is a perspective view of a gunsight body in accordance with the present invention;

FIG. 2 is a front view of the gunsight body shown in FIG. 1;

FIG. 3 is a rear view of the gunsight body shown in FIG. 1;

FIG. 4 is a right side view of the gunsight body shown in FIG. 1;

FIG. 5 is a left side view of the gunsight body shown in FIG. 1;

FIG. 6 is a top view of the gunsight body shown in FIG. 1; and, FIG. 7 is a bottom view of the gunsight body shown in FIG. 1.

1 Claim, 2 Drawing Sheets

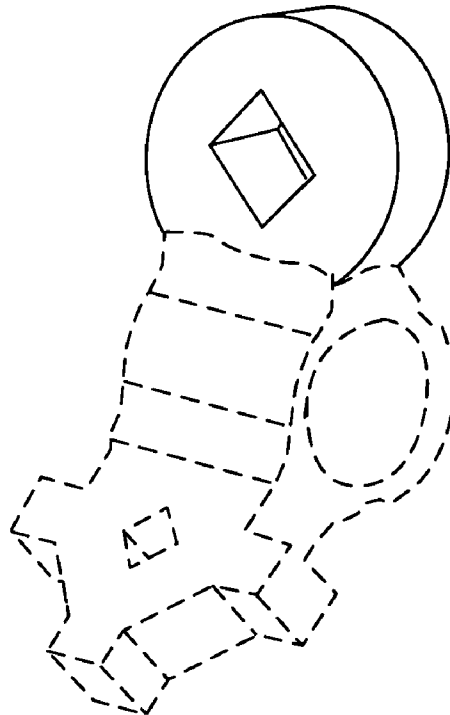


FIG. 1

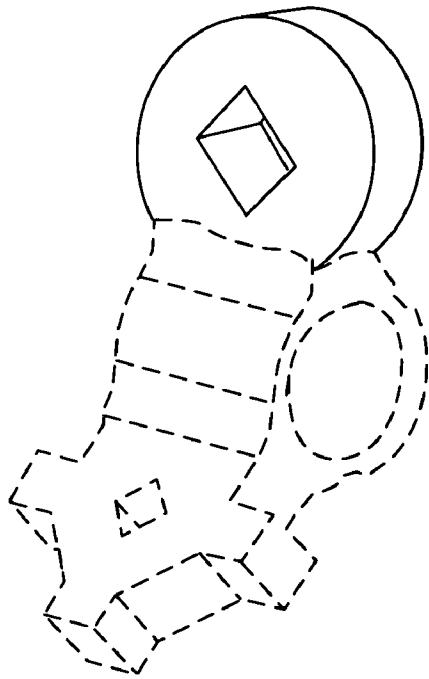


FIG. 2

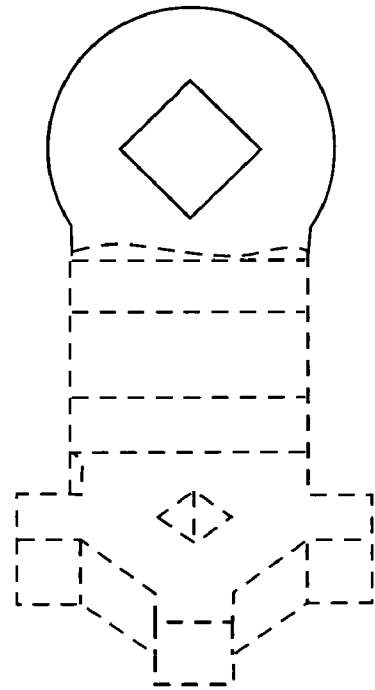


FIG. 3

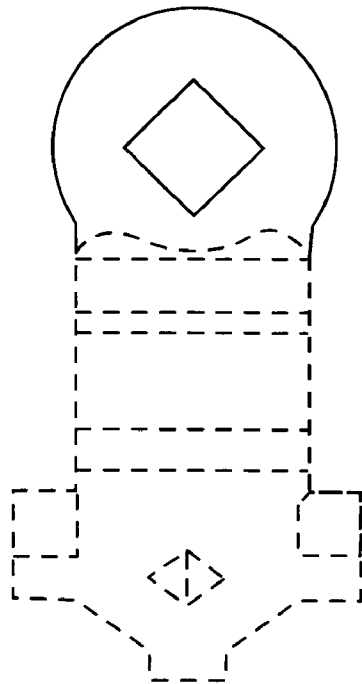


FIG. 4

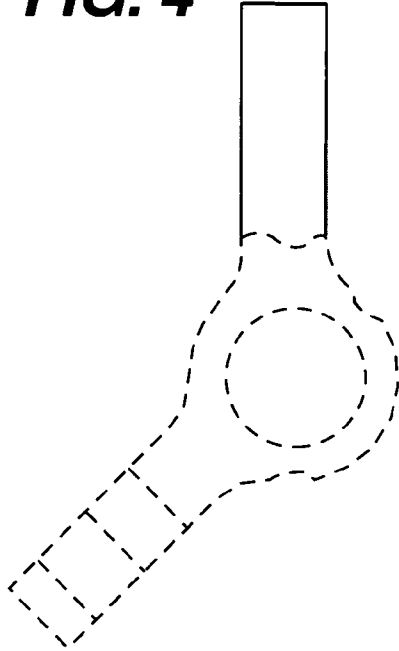


FIG. 5

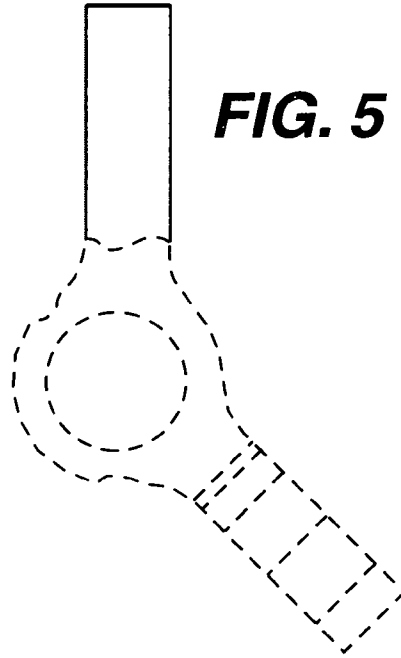


FIG. 6

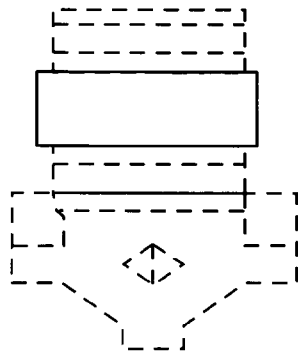


FIG. 7

