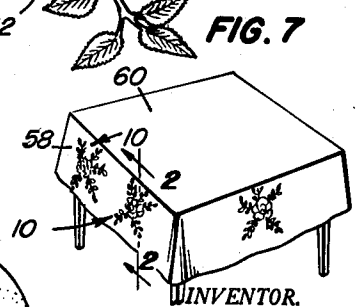
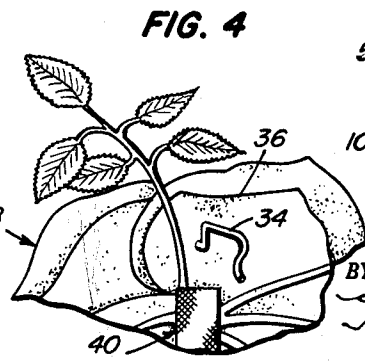
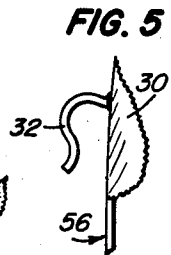
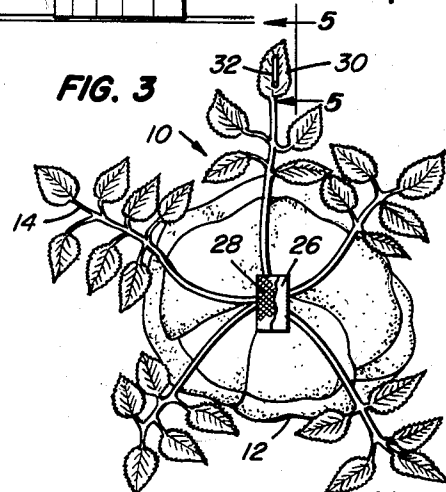
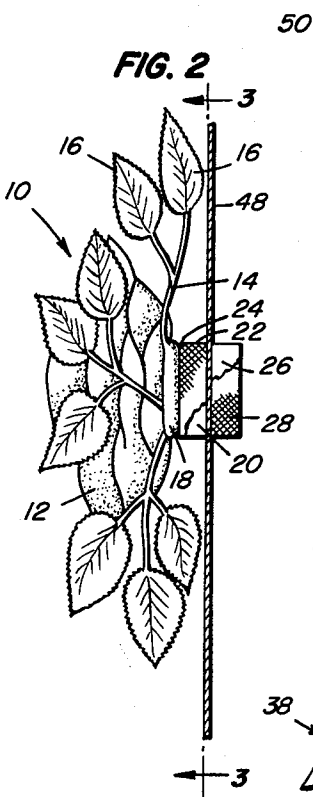
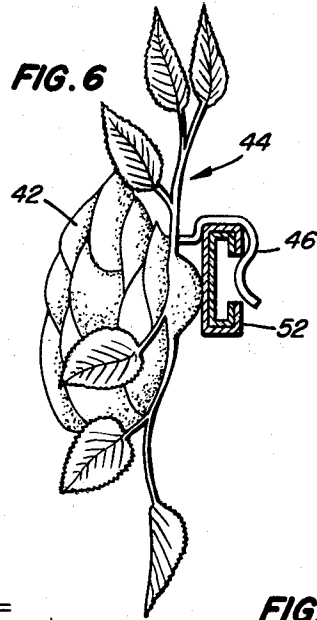
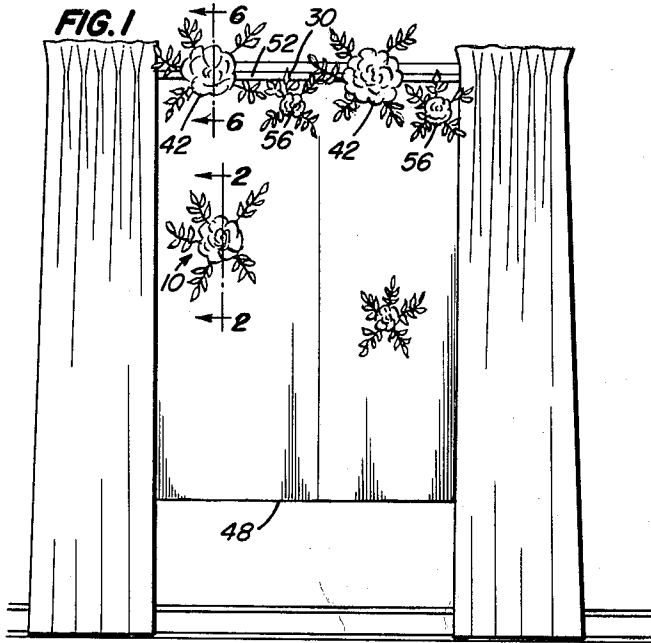


Jan. 5, 1965

J. WEAVER
FLOWER VALANCE

3,164,352

Filed Sept. 25, 1961



INVENTOR.
Joan Weaver
BY
Gustave Miller
ATTORNEY

1

3,164,352

FLOWER VALANCE

Joan Weaver, 235 W. Lewis, 14 Stafford Apts.,
Pocatello, Idaho

Filed Sept. 25, 1961, Ser. No. 140,468
1 Claim. (Cl. 248—214)

This invention relates to a flower valance, and has for an object to provide a flower valance or floral decoration which may be used as a valance on a curtain rod, or as a floral decoration for a window curtain, or for any hanging fabric material such as the sides of a draped buffet table, and which may be attached to a fabric both individually and in sets without any mechanical perforation of the fabric, that is, without sticking a pin, hook or nail through the fabric, thus avoiding any possibility of damaging the fabric.

Thus, it is an object of this invention to provide a floral decoration which may be attached to and supported on a fabric such as a sheer curtain of a window, or a table cloth draped over a buffet table, and may thereafter be removed therefrom at any time, or rearranged thereon at any time, all without any actual mechanical penetration of the fabric, and thus, without the possibility of causing a tear or a run in even the sheerest fabric.

Still a further object of this invention is to provide a floral decoration set made up of a plurality of floral pieces, some of which may be attached to the curtain rod supporting the curtains, and others of which may be attached to the sheer fabric of the curtains, without damage thereto.

Still a further object of this invention is to provide a floral decoration set wherein some of the floral pieces may be secured to a curtain rod as by having hooks thereon to hook over the curtain rod, while others of which may be secured at any desired location to the sheer fabric or curtain by cooperating magnetic members, one of which is attached to the floral member, and the other of which is placed behind the fabric to cooperate with the magnetic member attached to the floral member for holding the floral member at the desired location.

Still a further object of this invention is to provide a floral set having means, such as magnetic members, for attaching it to a sheer fabric, wherein one or both the magnetic members may be enclosed in an envelope so that one magnetic member may be readily attached to the floral member, and the other magnetic member may be placed behind the fabric member to which it is to be attached to cooperate with the magnetic member attached to the floral member.

Still a further object of this invention is to provide a floral decoration which may be made of a suitable semi-soft washable plastic, which may have a hook attached thereto either at the center of the back of the floral piece, or at the back of a projecting portion of the floral member, and wherein the hook may be likewise of a suitable plastic material, so that it may readily support the weight of the floral member on a curtain rod, the floral member also preferably having the cooperating pair of magnetic members thereon so that the floral member may be used interchangeably as a valance on the curtain rod, or as a decoration on the curtain supported from the rod.

With the above and related objects in view, the present invention consists in the details of construction and combination of parts, as will be more fully understood from the following description, when read in conjunction with the accompanying drawing, in which:

FIG. 1 is an elevational view of a window to which this invention has been applied.

FIG. 2 is a sectional view on line 2—2 of FIG. 1, and also line 2—2 of FIG. 7.

FIG. 3 is a view on line 3—3 of FIG. 2.

2

FIG. 4 is a fragmentary detail of the back of a floral member of this invention, showing both a hook support and a magnetic member support therefor.

FIG. 5 is a fragmentary view on line 5—5 of FIG. 3, showing a hook member attached to an outer portion of the floral member.

FIG. 6 is a sectional view on line 6—6 of FIG. 1.

FIG. 7 is a perspective view of a buffet table with a draped table cloth to which this invention has been applied.

There is shown at 10 one example of a floral member including this invention. This floral member 10 is made, in this example, in the shape of a rose 12, suitably colored, and provided with a plurality of extending stems 14 on which are rose leaves 16. Obviously, the floral member may be made in the shape of any other flower.

The floral member 10 and its stems and leaves may be of any suitable material as normally used for making an artificial flower. It also may be of a semi-soft washable plastic material. Secured to the center 18 of the back of the floral member 10 is a magnetic member 20 encased in a suitable envelope such as plastic, or cotton net 22, whereby the magnetic member 20 is readily attached to the floral member. In the case of the cotton net, the envelope 22 may be sewed at 24 to the floral back 18, while if the envelope is of plastic material, a suitable plastic cement may be utilized in attaching the plastic envelope 22 to the plastic flower back center 18. A second cooperative magnetic member 26 similarly enveloped in an envelope 28 of the same material as the envelope 22 makes a cooperating pair with the magnetic member 20, the magnetic members 26 and 20 readily remaining together when stored away.

Attached to the back of one rose leaf 30 is a hook member 32, preferably of a plastic material having sufficient rigidity to support the weight of the flower member together with the weight of the magnetic members 20 and 26, it being observed that the pair of magnetic members 20 and 26 are extremely small in size and hence, in weight, yet are of sufficient magnetic strength to readily support the floral member 10.

The floral members will each necessarily differ somewhat from each other, as customary with artificial flowers, and instead of the hook being on one of the extending floral member leaves, it may be on the back of one of the rose petals such as the hook 34 on the back of the rose petal 36, as illustrated on the floral member 38 in FIG. 4, this floral member 38 having a similar pair of magnetic members at 40 on the back of the center thereof.

Furthermore, the floral members will not only differ from each other just as natural flowers differ in minor details from each other, but they may also vary in size from each other, and the hooks may also vary in size and location, a somewhat larger hook being shown at 46 on the back of the rose 42 of the floral member 44 in FIG. 6. Occasionally, as herein illustrated, the magnetic member may be omitted when a particularly large floral member may be intended for use solely as a valance member. In a set of any desired number of floral decorations, one or two may be these large floral members 44 with only a hook member 46 thereon.

In operation, the floral member 10 is illustrated in FIGS. 1, 2 and 7, as secured to a piece of fabric. In FIG. 1, it is secured to the sheer curtain 48 of the window 50, the curtain 48 being supported on a curtain rod 52, by placing the cooperating magnetic member 26 of the pair of magnetic members, behind the curtain 48 so as to cooperate with the magnetic member 20, which is attached to the back 18 of the rose 12 of the floral decoration 10. The two magnetic members 20 and 26 cooperate with each other on opposite sides of the curtain fabric 48, and securely hold the rose 12 in place thereon.

without any danger of causing any damage to the fabric of the curtain 48. The hook 32 in FIG. 2 is not visible, being of light weight, but it is visible in the position shown in FIG. 3 and FIG. 5. This hook 32 may be utilized on some of the floral decoration for hanging it on the curtain rod 52 such as illustrated at 56 in FIG. 1. As here illustrated, only the petal 30 extends as high as the curtain rod, and the remainder of the floral decoration 56 extends down below the curtain rod 52. If desired, the magnetic member 26 of this floral decoration may be removed, placed behind the curtain fabric 48 in cooperative position with its magnetic member 20 to further support this floral decoration in position.

On the other hand, one or more roses 42 may be used solely as a valance member, as illustrated, with its hook 46 securely hooked over the curtain rod 52 with its petals extending both above and below the curtain rod 52, as illustrated.

In FIG. 7 there is illustrated another way of using this invention, the floral members 10 are held in any desired location on the draped ends 58 of the table cloth 60 as on a buffet table, thus providing additional uses for the flower decorations of this invention.

Thus, the floral members of this invention may be secured either by hook or by cooperating magnetic members, or by both, in suitable locations, the use of the hooks being confined for hooking over a rod such as a curtain rod, the hooks being, as above mentioned, of sufficiently rigid, but not too rigid, plastic and not intended to penetrate any fabric, in fact, being preferably too thick and dull to possibly penetrate any fabric. The support on the fabric is provided by the cooperating magnetic members, so that the floral decorations may be placed in any desired arrangement over the surface of any suitable fabric, such as illustrated on the window curtain and on the buffet table cloth ends.

Although this invention has been described in considerable detail, such description is intended as being illustrative rather than limiting, since the invention may be variously embodied, and the scope of the invention is to be determined as claimed.

Having thus set forth and described the nature of this invention, what is claimed is:

A readily removable and replaceable floral valance set for a curtain rod and the curtain supported thereon comprising a plurality of three dimensional floral members of semi-soft washable plastic, and means for attaching said floral members to the curtain rod and the curtains supported on the rod, said rod attaching means comprising hook members mounted off center on the back of some floral members, said curtain attaching means comprising pairs of cooperating magnetic members, each magnetic member being enveloped in a fabric net, one member of each pair having its fabric net secured to the back of a floral member, the other magnetic member of the pair being a separate member adapted to be placed on the rear of the curtain to cooperate magnetically with said floral member mounted magnetic member placed on the front of the curtain to thereby attach the floral member to the curtain free of any mechanical perforation of the curtain, said off center mounted hook being also hooked over the curtain rod to hold the floral member in vertically extending position over the curtain rod.

References Cited in the file of this patent

UNITED STATES PATENTS

2,212,326	Piken	Aug. 20, 1940
2,448,611	Martin	Sept. 7, 1948
2,712,191	Hillenbrand	July 5, 1955
3,002,308	De Camp	Oct. 3, 1961