

(19) World Intellectual Property Organization  
International Bureau



(43) International Publication Date  
7 February 2002 (07.02.2002)

PCT

(10) International Publication Number  
**WO 02/10278 A1**

(51) International Patent Classification<sup>7</sup>: C08L 27/08,  
75/04, 91/06, B28B 1/14, B05D 1/18, 1/38

(21) International Application Number: PCT/US01/23954

(22) International Filing Date: 31 July 2001 (31.07.2001)

(25) Filing Language: English

(26) Publication Language: English

(30) Priority Data:  
60/222,351 1 August 2000 (01.08.2000) US

(71) Applicant (for all designated States except US): **ANSELL  
HEALTHCARE PRODUCTS INC.** [US/US]; 1875  
Harsh Avenue, SE, Massillon, OH 44646 (US).

(72) Inventors; and

(75) Inventors/Applicants (for US only): **NILE, Jeffery, G.**  
[US/US]; 14156 McCallum Road, Alliance, OH 44601  
(US). **GROMELSKI, Stanley, J.** [US/US]; 6953 Harbor  
Drive NW, Canton, OH 44718 (US). **CACIOLI, Paul**  
[AU/US]; 125 21st Street NW, Canton, OH 44709 (US).

**COX, Richard** [US/US]; 1875 Harsh Avenue SE, Mas-  
sillon, OH 44646 (US). **YU, E., Anthony** [—/US]; 1875  
Harsh Avenue SE, Massillon, OH 44646 (US).

(74) Agents: **OSTERHOFF, Michael, R.** et al.; Gardner, Car-  
ton & Douglas, 321 North Clark, Suite 3400, Chicago, IL  
60610-4795 (US).

(81) Designated States (*national*): AE, AG, AL, AM, AT, AU,  
AZ, BA, BB, BG, BR, BY, BZ, CA, CH, CN, CO, CR, CU,  
CZ, DE, DK, DM, DZ, EC, EE, ES, FI, GB, GD, GE, GH,  
GM, HR, HU, ID, IL, IN, IS, JP, KE, KG, KP, KR, KZ, LC,  
LK, LR, LS, LT, LU, LV, MA, MD, MG, MK, MN, MW,  
MX, MZ, NO, NZ, PL, PT, RO, RU, SD, SE, SG, SI, SK,  
SL, TJ, TM, TR, TT, TZ, UA, UG, US, UZ, VN, YU, ZA,  
ZW.

(84) Designated States (*regional*): ARIPO patent (GH, GM,  
KE, LS, MW, MZ, SD, SL, SZ, TZ, UG, ZW), Eurasian  
patent (AM, AZ, BY, KG, KZ, MD, RU, TJ, TM), European  
patent (AT, BE, CH, CY, DE, DK, ES, FI, FR, GB, GR, IE,  
IT, LU, MC, NL, PT, SE, TR), OAPI patent (BF, BJ, CF,  
CG, CI, CM, GA, GN, GQ, GW, ML, MR, NE, SN, TD,  
TG).

[Continued on next page]

(54) Title: NOVEL COATING FOR RUBBER GLOVES



(57) Abstract: A composition for a damp hand donnable glove using a novel coating. The novel coating results in the formulation of domains of variable size and height. The coating has a polyurethane polymer, and aqueous dispersion and a surfactant.



WO 02/10278 A1



**Published:**

— with international search report

*For two-letter codes and other abbreviations, refer to the "Guidance Notes on Codes and Abbreviations" appearing at the beginning of each regular issue of the PCT Gazette.*

## Novel Coating For Rubber Gloves

### Field of the Invention

This invention relates to a damp hand donnable glove produced using a novel coating  
5 formulation that yields domains variable in size and height on the surface of the glove.

### Background of the Invention

Medical, surgical and other gloves, made of a rubber latex, are typically manufactured  
so that these rubber articles tightly conform to the human hand. Because of this tight fit,  
10 such gloves are typically lubricated on the skin-contacting inner surface in order to facilitate  
donning of the articles. The standard lubricant utilized for this purpose is dusting powder,  
e.g., cross-linked corn starch. However, it is also desirable to have a glove that does not rely  
on an internal surface lubricant for donnability. Therefore, attempts have been made to  
eliminate the internal surface lubricants while at the same time providing an inner glove  
15 surface that will aid in the donning of the glove.

Various methods have been proposed to provide slip finishes on rubber articles of this  
type. For example, the surface of a rubber glove can be halogenated with bromine or chlorine  
to make it slippery. This treatment, however, has certain disadvantages well-known in the art  
and typically does not produce a glove that is easier to don than a glove internally coated with  
20 dusting powder. One prior art glove provides a slip finish comprising a rubber latex blended  
with a resin latex. This approach, while lowering the coefficient of friction of the rubber  
glove, does not significantly improve donnability. Yet another prior art glove is made with  
granular material deposited on the inner, skin-contacting surface of a single-layer vinyl or  
silicone glove in order to reduce the frictional contact between the glove layer and the skin of  
25 the wearer and, thus, to aid in the donning of the glove. Use of this glove, however, results in  
the granular material being abraded from the inner glove surface thus generating loose  
particulate matter. It is therefore desirable to have a glove with improved donnability that  
does not generate loose particulate matter. It is further desirable to have damp-hand donnable  
glove having domain formations on the glove surface that are produced during the  
30 manufacturing process.

### Summary of the Invention

In one embodiment, the present invention provides a damp-hand donnable glove produced using a novel coating formulation that yields domains variable in size and height on the surface of the glove. In another embodiment, the present invention also provides a  
5 formulation useful in producing gloves in a conventional dipping process where the gloves so made exhibit domain formation. In still another embodiment, the present invention further provides a process for the manufacture of a polymeric coating useful in the generation of domain formation on gloves made using the polymeric coating.

### Description of the Drawings

Figure 1 is a scanning electron photomicrograph of a glove surface made according to the principles of a first embodiment of the present invention.

Figure 2 is a scanning electron photomicrograph of a glove surface of the prior art.

Figure 3 is a scanning electron photomicrograph of a glove surface made according to  
15 a second embodiment of the present invention.

Figure 4 is a scanning electron photomicrograph of a glove surface made according to the second embodiment of the present invention at a 0% stretch.

Figure 5 is a scanning electron photomicrograph of a glove surface made according to the second embodiment of the present invention at a 500 % stretch.

Figure 6 is a scanning electron photomicrograph of a glove surface made according to  
20 the second embodiment of the present invention at 5 X 700%.

Figure 7 is a scanning electron photomicrograph of a glove surface made according to the second embodiment of the present invention after a break.

Figure 8 is a scanning electron photomicrograph of a glove surface made according to  
25 a third embodiment of the present invention at a 0% stretch.

Figure 9 is a scanning electron photomicrograph of a glove surface made according to the third embodiment of the present invention at 5 X 700%.

Figure 10 is a scanning electron photomicrograph of a glove surface made according to the third embodiment of the present invention after break.

Figure 11 is a scanning electron photomicrograph of a glove surface made according to the fourth embodiment of the present invention at a 0% stretch.

Figure 12 is a scanning electron photomicrograph of a glove surface made according to the fourth embodiment of the present invention at a 500% stretch.

Figure 13 is a scanning electron photomicrograph of a glove surface made according to the fourth embodiment of the present invention at 5 X 700%.

Figure 14 is a scanning electron photomicrograph of a glove surface made according to the fourth embodiment of the present invention after break.

5        Figure 15 is a scanning electron photomicrograph of a glove surface made according to the fifth embodiment of the present invention at a 0% stretch.

Figure 16 is a scanning electron photomicrograph of a glove surface made according to the fifth embodiment of the present invention at a 500% stretch.

10       Figure 17 is a scanning electron photomicrograph of a glove surface made according to the fifth embodiment of the present invention at 5 X 700%.

Figure 18 is a scanning electron photomicrograph of a glove surface made according to the fifth embodiment of the present invention after break.

Figure 19 is a scanning electron photomicrograph of a glove surface made according to the sixth embodiment of the present invention at a 0% stretch.

15       Figure 20 is a scanning electron photomicrograph of a glove surface made according to the sixth embodiment of the present invention at a 500% stretch.

Figure 21 is a scanning electron photomicrograph of a glove surface made according to the sixth embodiment of the present invention at 5 X 700%.

20       Figure 22 is a scanning electron photomicrograph of a glove surface made according to the sixth embodiment of the present invention after break.

Figure 23 is a scanning electron photomicrograph of a glove surface made according to the seventh embodiment of the present invention at a 0% stretch.

Figure 24 is a scanning electron photomicrograph of a glove surface made according to the seventh embodiment of the present invention at a 500% stretch.

25       Figure 25 is a scanning electron photomicrograph of a glove surface made according to the seventh embodiment of the present invention at 5 X 700%.

Figure 26 is a scanning electron photomicrograph of a glove surface made according to the seventh embodiment of the present invention after break.

### Detailed Description of the Invention

There is provided according to the principles of the present invention, an aqueous-based polymeric coating including, in one embodiment of the present invention, water, a polyurethane dispersion, a sodium polymethacrylate solution and a polyvinyl chloride latex is prepared by first mixing the water, the polyurethane dispersion, and the polyvinyl chloride latex, to form a first mixture. Then, the sodium polymethacrylate is metered into the first mixture to form the coating of the present invention. Metered addition of the sodium polymethacrylate, under mixing, facilitates agglomeration of the polyvinyl chloride. Agglomeration of the polyvinyl chloride enhances the formation of domains on a glove surface.

According to the principles of the present invention, it has been demonstrated that the formation of domains on the interior of the glove surface greatly enhances donnability. The domains reduce the coefficient of friction between the interior glove surface and the skin, thus enhancing wet-hand donnability.

As but one example of a coating made according to the principles of the present invention, table 1 below presents a formulation useful as coating for the formation of domains on a glove surface.

Table 1.

Item	Ingredient	% Solids (w/w)	% Used
1	Water	-	Balance
2	Solucote	35	3.0
3	VYCAR 576	58	2.5
4	GOOD-RITE K-765	30	0.5

VYCAR 576 is plasticized polyvinyl chloride latex, available from BF Goodrich Specialty Chemicals, Cleveland, Ohio. VYCAR 576 is an emulsion including water, polyvinyl chloride solids, di(2-ethylhexyl) phthalate, and an anionic synthetic emulsifier. GOOD-RITE K-765 is a sodium polymethacrylate solution available from BF Goodrich Specialty Chemicals, Cleveland, Ohio. GOOD-RITE K-765 is an aqueous solution of a sodium polymethacrylate having a molecular weight, by conventional gel permeation chromatographic methods, of about 30,000. Solucote is a conventional polyurethane dispersion available from Soluol Chemical Company, Warwick, Rhode Island.

The percentages provided in table 1 are illustrative of but one embodiment of the present invention. The solids contents of the plasticized polyvinyl chloride latex, the sodium polymethacrylate solution, and the polyurethane dispersion may be varied over the ranges of concentrations found in commercially available products. The concentration of these components in the coating of the present invention may accordingly be varied. However, according to the principles of the present invention, a polyurethane dispersion at from about 0.1% (w/w) to about 10% (w/w), a plasticized polyvinyl chloride at from about 0.1% (w/w) to about 10% (w/w), and a sodium polymethacrylate solution at from about 0.1% (w/w) to about 10% (w/w), each based on the total coating weight, may be used in making the coating of the present invention.

A process for making a glove, using a coating of the present invention, is described as follows. A standard latex coagulant, well known by those of ordinary skill in the art, is applied to a clean ceramic former and dried. A standard latex coagulant generally comprises an aqueous solution of a divalent cationic metal salt, a surfactant or wetting agent, and a release powder. The typical divalent metal salt includes, but is not limited to calcium nitrate and the typical class of surfactant or wetting agent is nonionic while the typical release powder is calcium carbonate. Of course, alcohols may be used in lieu of water, other divalent and trivalent cationic metal salts can be used, other surfactant types may be used that are salt stable and other release powders include, but are not limited to starch and talc.

The former is dipped into compounded latex to form a rubber film in the shape of a hand. The gelled latex is leached in water. The leached film enters the coating solution of the present invention. A dry time is incorporated following the coating solution to promote domain formation. The glove is cured and then optionally silicone coated to enhance damp hand donnability.

Figure 1 illustrates a scanning electron photomicrograph of a glove surface made in one embodiment of the present invention. Ridges R can be clearly seen in Figure 1. These ridges R define the domains on the glove surface. Figure 2, on the other hand, illustrates a scanning electron photomicrograph of a glove surface of the prior art. A comparison of Figures 1 and 2 demonstrates the lack of domain formation on the surface of the glove of the prior art as compared to the glove surface of the present invention.

In a second embodiment of the present invention, there is provided an aqueous based polymeric coating that includes water, a styrene acrylic emulsion, a nonionic surfactant, an ionic surfactant, an aqueous wax dispersion and an amount of 10% solution of potassium hydroxide. In this particular embodiment of the present invention, the styrene acrylic emulsion is used as a substitute for the polyurethane used in the first embodiment of the donning coating formulation.

The second embodiment of a donning coating made according to the principles of the present invention, presenting a formulation useful as coating for the formation of domains on a glove surface is set forth in the table below:

Table 2.

Item	Ingredient	% Solids (w/w)	% Used
1	Water	-	Balance
2	Rhoplex TR-3388	44	3.0
3	Aquamat 213	30	2.0
4	Igepal CO-897	70	0.05
5	Darvan WAQ	66	0.03
6	KOH (10%)	10	0.12

Rhoplex TR-3388, a polymer selected to substitute the polyurethane latex in the donning coating, is a styrene acrylic emulsion, available from Rohm & Haas. Aquamat 213 is an aqueous wax dispersion. Igepal CO-897 is a nonionic surfactant and Darvan WAQ is an anionic surfactant used as an emulsion stabilizer.

The percentages set forth in Table 2 are merely illustrative of but one embodiment of the present invention. The solids content of the emulsion, the aqueous wax dispersion, both the nonionic and anionic surfactants as well as the potassium hydroxide may be varied over the ranges of concentrations found in commercially available products. Waxes may be synthetic or natural. The natural waxes that may be generally used include montan, carnauba, bees wax, bayberry-myrtle, candelialla, caranday, castor bean, asparto-grass, Japan, ouricury, retamo-ceri, mimbi, schlack, spermaceti, sugar-cane and wool lanolin. Synthetic waxes generally include polyethylene and modified polyethylenes, polypropylene and modified polypropylenes, and hydrogen-based materials.



The concentrations of these components in the coating of the second embodiment of the present invention may accordingly be varied. However, according to the principles of the second embodiment of the present invention, an emulsion from about 0.1% (w/w) to about 10% (w/w), an aqueous wax dispersion of from about 0.1% (w/w) to about 10% (w/w), a nonionic surfactant from about 0.01% (w/w) to about 0.1% (w/w), an anionic surfactant from about 0.01% to about 0.1% (w/w) and an amount of potassium hydroxide from about 0.01% to about 1.0% (w/w), each based on the total coating weight, may be used in making the coating of the present invention.

Figure 3 illustrates a scanning electron photomicrograph of a glove surface made in the second embodiment of the present invention. Like Figure 1, ridges R can clearly be seen, the ridges R defining the domains on the glove surface. Figures 4-7 illustrates a scanning electron photomicrograph of the glove surface from a 0% stretch through a series of stretches continuing to the breaking point as illustrated in Figure 7. As is shown, the domains on the glove surface remain even as the glove is stretched to the breaking point.

In a third embodiment of the present invention, there is provided an aqueous based polymeric coating that includes water, a styrene acrylic emulsion and a surfactant. In this particular embodiment of the present invention, the styrene acrylic emulsion, or any other emulsion known by those skilled in the art, may be used as a substitute for the polyurethane used in the first embodiment in the donning coating formulation.

The third embodiment of a donning coating made according to the principles of the present invention, presenting a formulation useful as coating for the formation of domains on a glove surface is set forth in the table below:

Table 3.

Item	Ingredient	% Solids (w/w)	% Used
1	Water	-	Balance
2	Rhoplex TR-3388	44	2.826
3	Triton X-114	100	0.02

Rhoplex TR-3388, a polymer selected as a substitute for a polyurethane latex in this embodiment of the present invention of the donning coating, is a styrene acrylic emulsion, available from Rohm & Haas. Triton X-114 is a surfactant that is added to act as a stabilizer

for the Rhoplex TR-3318. The surfactant assists in the formation of domains on the glove surface and in improving adhesion.

The percentages set forth in Table 3 are merely illustrative of but one embodiment of the present invention. The solids content of the emulsion and the surfactant may be varied over the ranges of concentrations found in commercially available products. The concentration of these components in the coating of the third embodiment of the present invention may accordingly be varied. However, according to the principles of the third embodiment of the present invention, an emulsion from about 0.1% (w/w) to about 10% (w/w) and a surfactant from about 0.01% (w/w) to about 0.1% (w/w), each based on the total coating weight, may be used in making the coating of the present invention.

Figure 8 illustrates a scanning electron photomicrograph of a glove surface made according to the third embodiment of the present invention. Ridges R can be seen, the ridges R defining the domains on the glove surface. Figures 8-10 illustrates scanning electron photomicrographs of the glove surface from a 0% stretch through a series of stretches continuing to the breaking point as illustrated in Figure 10. As is shown, the domains on the glove surface remain even as the glove is stretched to the breaking point.

Another process for making a glove, using a coating of the present invention is set forth below. A standard coagulant, well known by those of ordinary skill in the art, is applied to a clean ceramic former and dried. The former is dipped into compounded latex to form a rubber film in the shape of a hand. The gelled latex is then leached in water. The latex film is then normally primed with aluminum sulfate before being dipped into the donning coating. For the experiments set forth below, the latex film is not primed by the aluminum sulfate, but instead is dipped into the donning coating without being primed. A dry time is then provided following the application of the donning coating to promote domain formation. The glove is then cured and silicone coated to enhance damp hand donnability.

Figures 11-14 illustrate the domain formations of a coating having water, Solucote 1088, Aquamat 213, Igepal CO-897, Darvan WAQ and an amount of potassium hydroxide on the latex film that has not been primed with aluminum sulfate. Figures 11-14 also illustrate some amount of delamination as the film is stretched to its breaking point.

Accordingly, there is provided, in a fourth embodiment of the present invention, water, a polyurethane dispersion, an aqueous wax dispersion, a nonionic surfactant, an anionic surfactant and potassium hydroxide. In this particular embodiment of the present invention, the amount of polyurethane dispersion is increased while the wax dispersion remains approximately constant.

The fourth embodiment of a donning coating made according to the principles of the present invention, presenting a formulation useful as coating for the formation of domains on a glove surface is set forth in the table below:

Table 4.

Item	Ingredient	% Solids (w/w)	% Used
1	Water	-	Balance
2	Solucote 1088	35	4.0
3	Aquamat 213	30	2.0
4	Igepal CO-897	70	0.05
5	Darvan WAQ	66	0.03
6	KOH (10%)	10	0.12

Solucote 1088 is a conventional polyurethane dispersion available from Solvol Chemical Company, Warwick, Rhode Island. Aquamat 213 is an aqueous wax dispersion that is susceptible to saponification. Igepal CO-897 is a nonionic surfactant and Darvan WAQ is an anionic surfactant used as a stabilizer.

The percentages set forth in Table 4 are merely illustrative of but one embodiment of the present invention. The solids content of the polyurethane dispersion, the aqueous wax dispersion and both the nonionic and anionic surfactants, and the potassium hydroxide, may be varied over the ranges of concentrations found in commercially available products. The concentrations of these components in the coating of the fourth embodiment of the present invention may be varied. However, according to the principles of the fourth embodiment of the present invention, a polyurethane dispersion from about 0.1% (w/w) to about 10% (w/w), an aqueous wax dispersion of from about 0.1% (w/w) to about 10% (w/w), a nonionic surfactant from about 0.01% (w/w) to about 0.1% (w/w), an anionic surfactant from about 0.01% to about 0.1% (w/w) and an amount of potassium hydroxide from about 0.01% to about 1.0% (w/w), each based on the total coating weight, may be used in making the coating

of the present invention. It should be evident to those of ordinary skill in the art that while specific examples of the components of the coating of the present invention have been provided, equivalents of these components are within the scope of this disclosure.

Figure 15 illustrates a scanning electron photomicrograph of a glove surface made in the fourth embodiment of the present invention. As illustrated previously, ridges R define the domains on the glove surface. Figures 15-18 illustrate scanning electron photomicrographs of a glove surface as taken from a 0% stretch and continuously stretched through to the breaking point as shown in Figure 18. As is illustrated, the domain formations on the glove surface remain even as the glove is stretched to the breaking point.

Accordingly, there is provided, in a fifth embodiment of the present invention, water, a polyurethane dispersion, an aqueous wax dispersion, a nonionic surfactant, an anionic surfactant and potassium hydroxide. In this particular embodiment of the present invention, the amount of polyurethane dispersion is relatively constant while the wax dispersion was decreased to test the effect on both domain formation and adhesion properties.

The fifth embodiment of a donning coating made according to the principles of the present invention, presenting a formulation useful as coating for the formation of domains on a glove surface is set forth in the table below:

Table 5.

Item	Ingredient	% Solids (w/w)	% Used
1	Water	-	Balance
2	Solucote 1088	35	3.0
3	Aquamat 213	30	1.4
4	Igepal CO-897	70	0.05
5	Darvan WAQ	66	0.03
6	KOH (10%)	10	0.12

Solucote 1088 is a conventional polyurethane dispersion available from Solvol Chemical Company, Warwick, Rhode Island. Aquamat 213 is an aqueous wax dispersion that is saponified by the potassium hydroxide. Igepal CO-897 is a nonionic surfactant and Darvan WAQ is an anionic surfactant used as a stabilizer.

The results of the fifth embodiment of the present invention are illustrated in Figures 19-22. As illustrated, domain formation can be found at ridges, R. Figures 19-22 show the amount of domain formations at a 0% stretch through to the breaking point. The domains remain on the glove surface even as the glove is stretched to the breaking point.

A preferred embodiment of the present invention is illustrated by the sixth embodiment. There is provided, in the sixth embodiment, water, a polyurethane dispersion, an aqueous wax dispersion, a nonionic surfactant, an anionic surfactant and potassium hydroxide. In this particular embodiment of the present invention, the amount of polyurethane dispersion is increased significantly while the wax dispersion level was decreased and showed superior properties on both domain formation and adhesion properties.

The sixth embodiment of the donning coating made according to the principles of the present invention, presenting a formulation useful as coating for the formation of domains on a glove surface is set forth in the table below:

Table 6.

Item	Ingredient	% Solids (w/w)	% Used
1	Water	-	Balance
2	Solucote 1088	35	8.5
3	Aquamat 213	30	2.0
4	Igepal CO-897	70	0.05
5	Darvan WAQ	66	0.03
6	KOH (10%)	10	0.12

Solucote 1088 is a conventional polyurethane dispersion available from Solvol Chemical Company, Warwick, Rhode Island. Aquamat 213 is an aqueous wax dispersion that is saponified by the potassium hydroxide. Igepal CO-897 is a nonionic surfactant and Darvan WAQ is an anionic surfactant used as a stabilizer.

The results of the sixth embodiment of the present invention are illustrated in Figures 23-26. As illustrated, domain formation can be found at ridges, R. Figures 23-26 show the amount of domain formations at a 0% stretch through to the breaking point. The domains remain on the glove surface even as the glove is stretched to the breaking point. As is illustrated, superior domain formations and adhesion properties are found.

It should be evident to those of ordinary skill in the art that while specific examples of the components of the coating of the present invention have been provided, equivalents of these components are within the scope of this disclosure. The composition may include, for example, an acrylic polymer, a polyurethane polymer, and a polyvinyl chloride polymer.

5

## What is Claimed Is:

1. An aqueous coating for use in making gloves, the coating comprising:  
an acrylic polymer;  
5 a polyurethane latex; and  
an agglomerated polyvinyl chloride latex.
2. The coating of claim 1 wherein the acrylic polymer is in an amount from about 0.1% to about 10% based on the total coating weight.
3. The coating of claim 1 wherein the polyurethane latex is an amount from about 0.1%  
10 to about 10% based on the total coating weight.
4. The coating of claim 1 wherein the agglomerated polyvinyl chloride latex is an amount from about 0.1% to about 10% based on the total coating weight.
5. An aqueous coating for use in making gloves, the coating comprising:  
a styrene acrylic emulsion;  
15 an aqueous wax dispersion;  
a nonionic surfactant;  
an anionic surfactant; and  
potassium hydroxide.
6. The coating of claim 5 wherein the aqueous wax dispersion is a polyethylene wax.
- 20 7. The coating of claim 5 wherein the styrene acrylic emulsion is in an amount from about 0.1% to about 10% based on the total coating weight.
8. The coating of claim 5 wherein the aqueous wax dispersion is in an amount from about 0.1% to about 10% based on the total coating weight.
9. The coating of claim 5 wherein the nonionic surfactant is in an amount from about  
25 0.01% to about 0.1% based on the total coating weight.
10. The coating of claim 5 wherein the nonionic surfactant is in an amount from about 0.01% to about 0.1% based on the total coating weight.
11. The coating of claim 5 wherein the anionic surfactant is in an amount from about 0.01% to about 0.1% based on the total coating weight.
- 30 12. The coating of claim 5 wherein the potassium hydroxide is at about a 10% solution and is present in an amount from about 0.01% to about 1.0% based on the total coating weight.

13. An aqueous coating for use in making gloves, the coating comprising:  
a polyurethane latex;  
an aqueous wax dispersion;  
5 a nonionic surfactant;  
an anionic surfactant; and  
potassium hydroxide.
14. The coating of claim 13 wherein the aqueous wax dispersion is a polyethylene wax.
15. The coating of claim 13 wherein the polyurethane latex is in an amount from about  
10 0.1% to about 10% based on the total coating weight.
16. The coating of claim 13 wherein the aqueous wax dispersion is in an amount from  
about 0.1% to about 10% based on the total coating weight.
17. The coating of claim 13 wherein the nonionic surfactant is in an amount from about  
0.01% to about 0.1% based on the total coating weight.
- 15 18. The coating of claim 13 wherein the anionic surfactant is in an amount from about  
0.01% to about 0.1% based on the total coating weight.
19. The coating of claim 13 wherein the potassium hydroxide is at about a 10% solution  
and is present in an amount from about 0.01% to about 1.0% based on the total coating  
weight.
- 20 20. An aqueous coating for use in making gloves, the coating comprising:  
an styrene acrylic emulsion; and  
a surfactant.
21. A process for making gloves, the process comprising the steps of:  
applying a standard coagulant to a clean ceramic former;  
25 drying the standard coagulant, thus forming a coagulant coating on the former;  
dipping the former with the first coating into compounded latex to form a rubber film  
in the shape of a hand;  
leaching the rubber film by dipping the former with the rubber film in water;  
dipping the former with leached rubber film in an aqueous coating solution, the  
30 coating solution comprising:  
an styrene acrylic emulsion,  
an aqueous wax dispersion,  
a nonionic surfactant,



an anionic surfactant,  
potassium hydroxide,

thus forming a coated former;

drying the coated former to promote formation of a domain in the coating surface.

- 5 22. A process for making gloves, the process comprising the steps of:  
applying a standard coagulant to a clean ceramic former;  
drying the standard coagulant, thus forming a coagulant coating on the former;  
dipping the former with the first coating into compounded latex to form a rubber film  
in the shape of a hand;

- 10 leaching the rubber film by dipping the former with the rubber film in water;  
dipping the former with leached rubber film in an aqueous coating solution, the  
coating solution comprising:

a polyurethane latex,  
an aqueous dispersion,  
15 a nonionic surfactant,  
an anionic surfactant,  
potassium hydroxide,

thus forming a coated former;

drying the coated former to promote formation of a domain in the coating surface.

20

1/25

FIG. 1




FIG. 2



FIG. 3

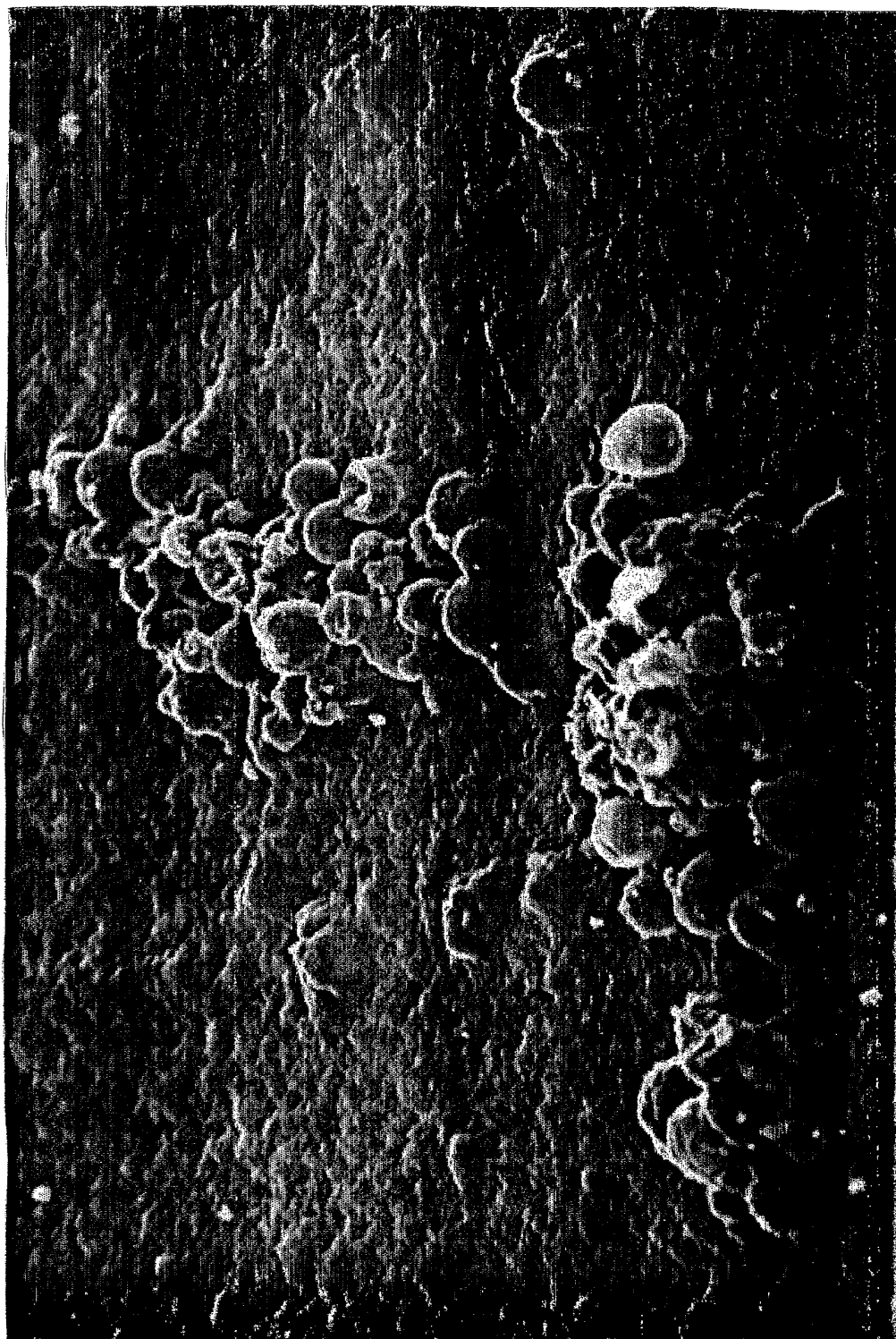
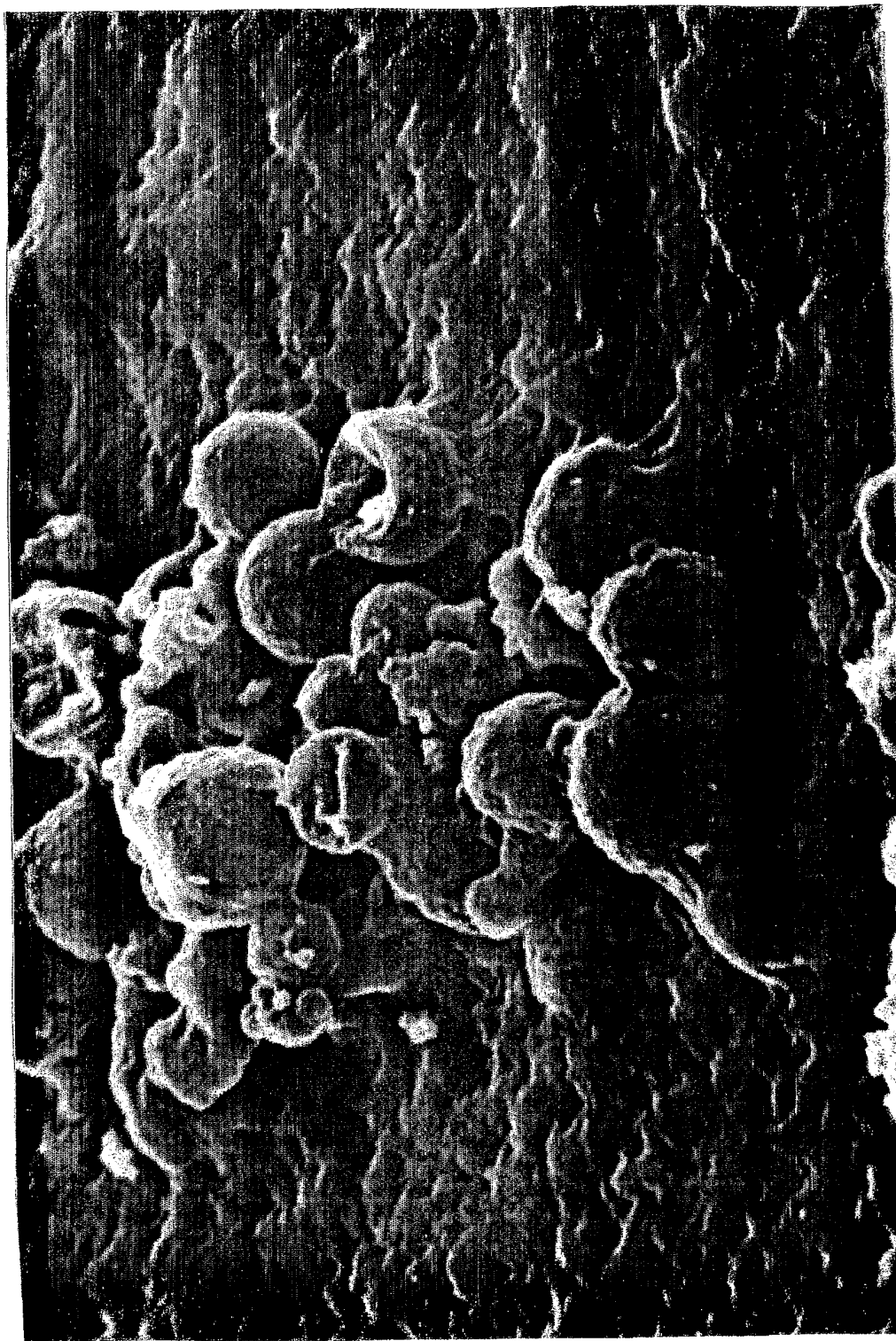


FIG. 4



5/25

FIG. 5






FIG. 6



6/25

FIG. 7



7/25

FIG. 8


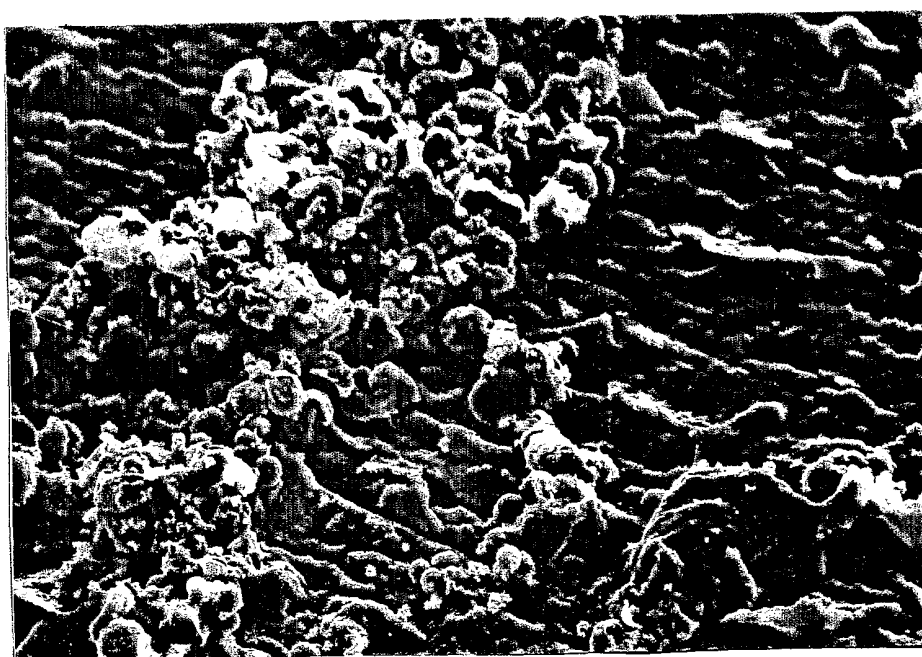


FIG. 9





8/25

FIG. 10


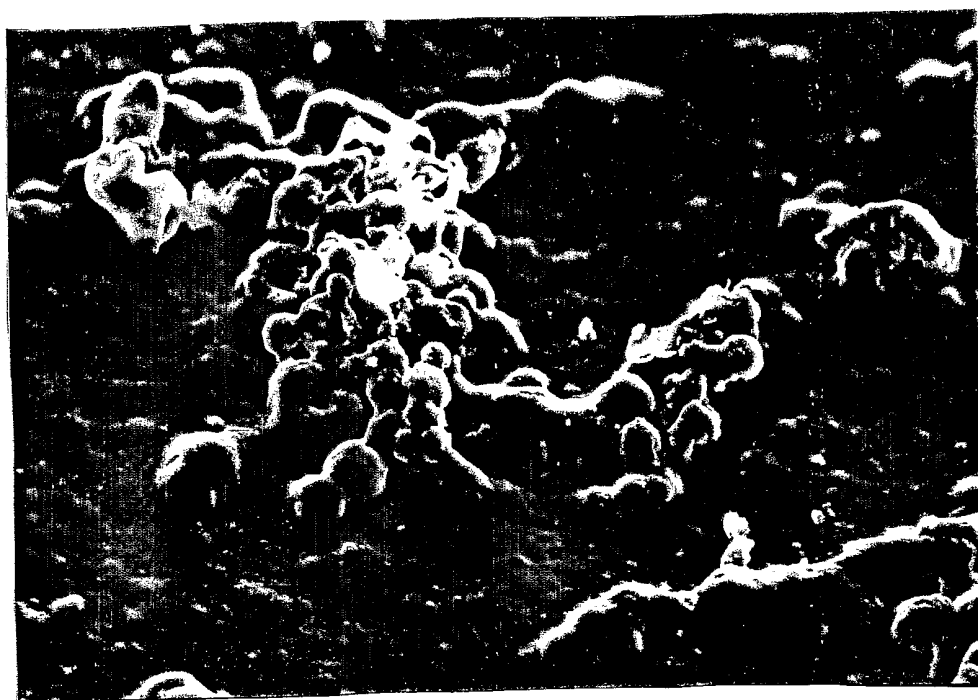


FIG. 11



9/25

FIG. 12




FIG. 13

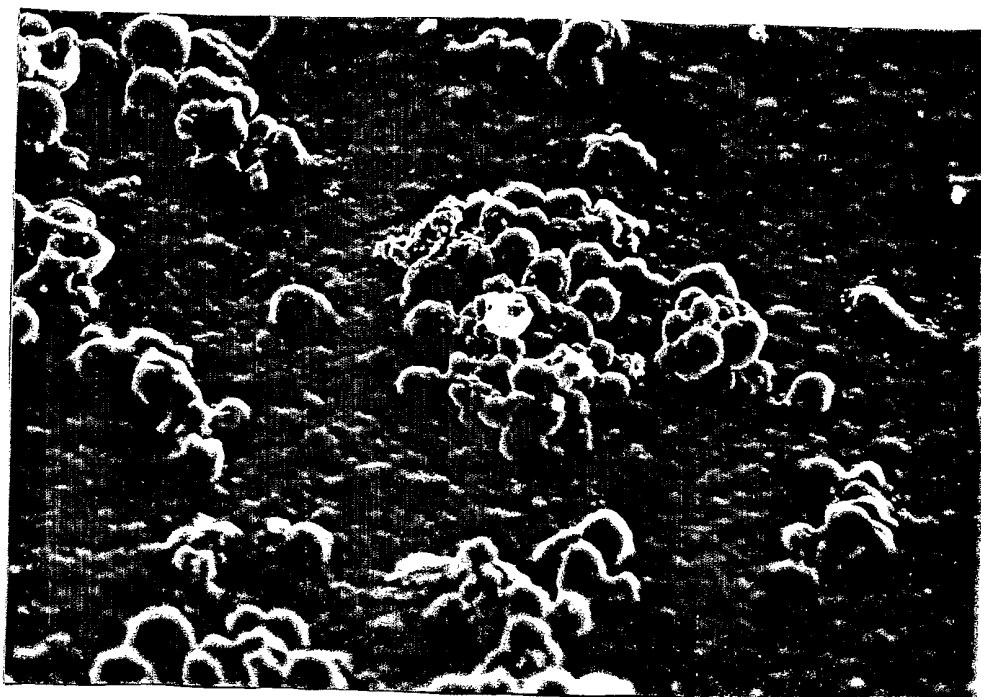


FIG. 14





FIG. 15



11/25

FIG. 16





FIG. 17



12/25

FIG. 18


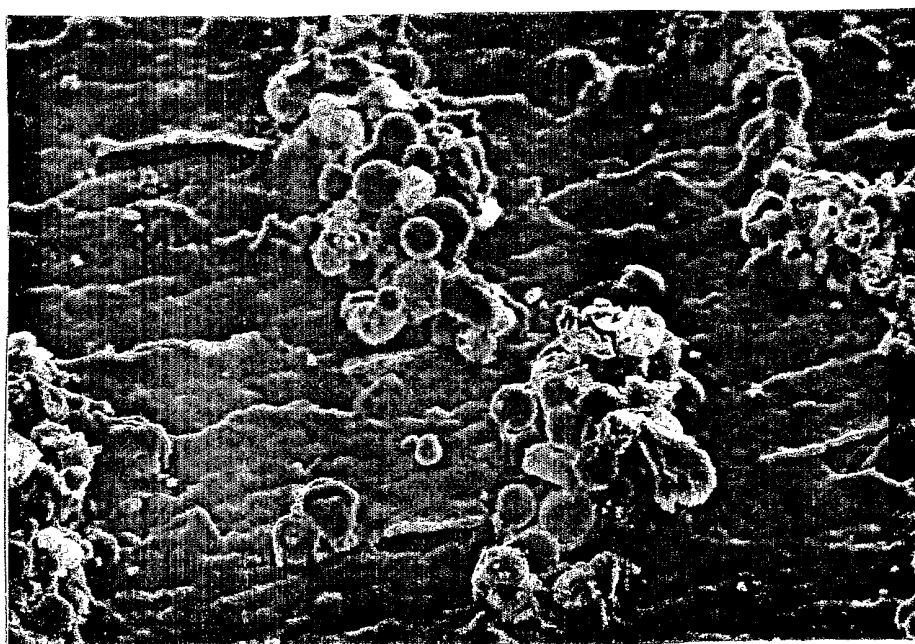


FIG. 19



13/25

FIG. 20

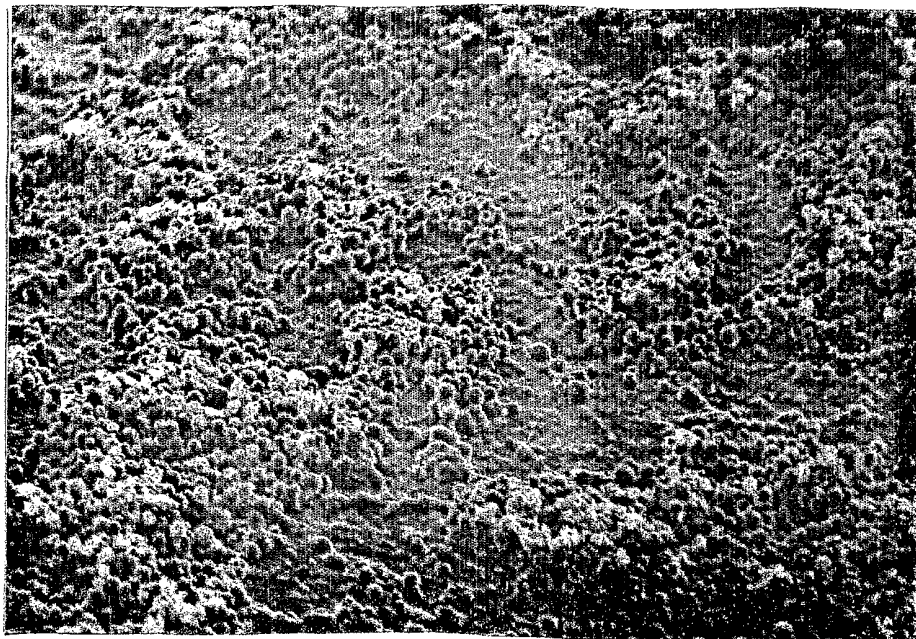
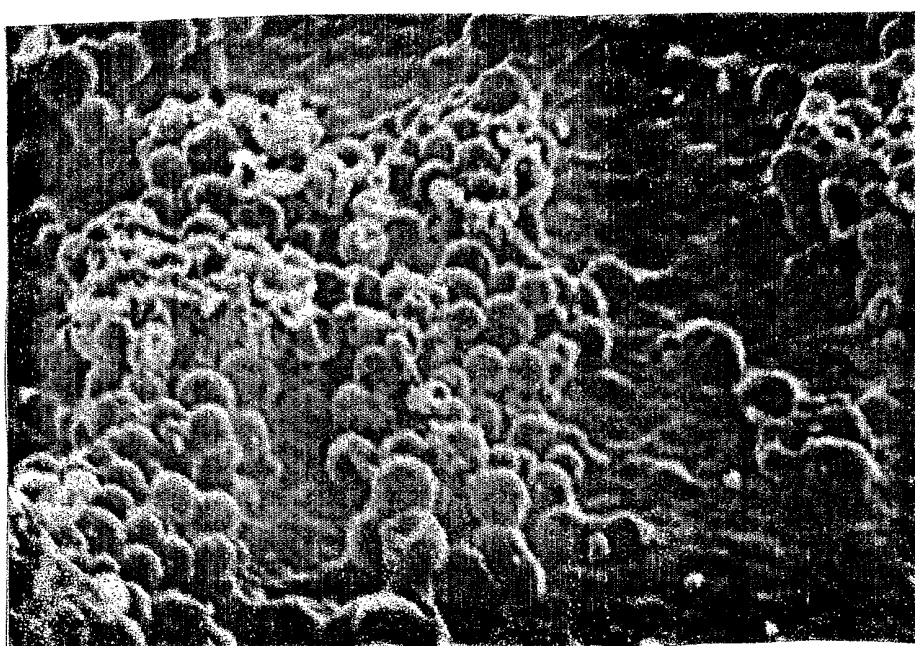


FIG. 21





14/25

FIG. 22




FIG. 23

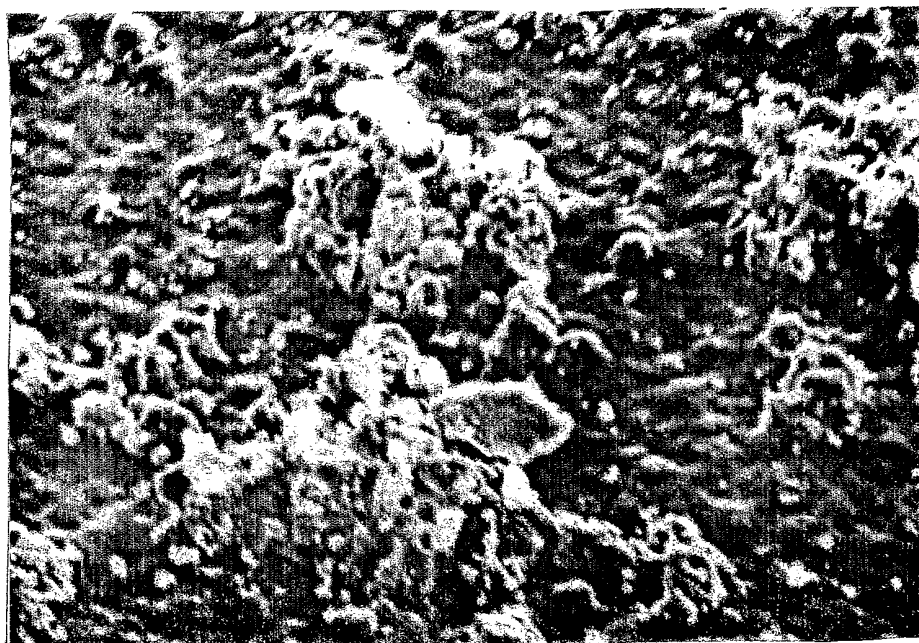


FIG. 24


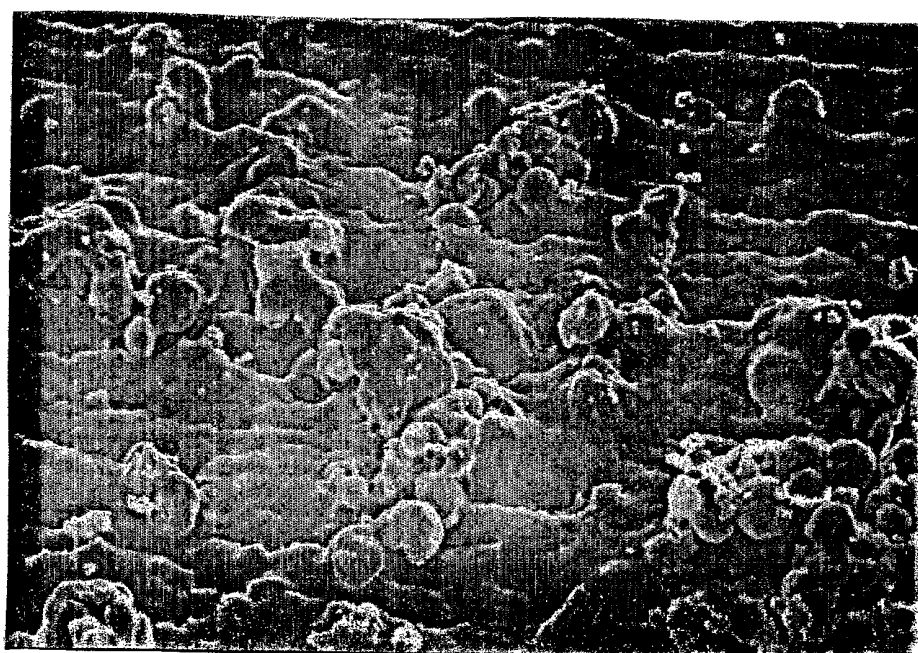


FIG. 25





16/25

FIG. 26





FIG. 27



17/25

FIG. 28

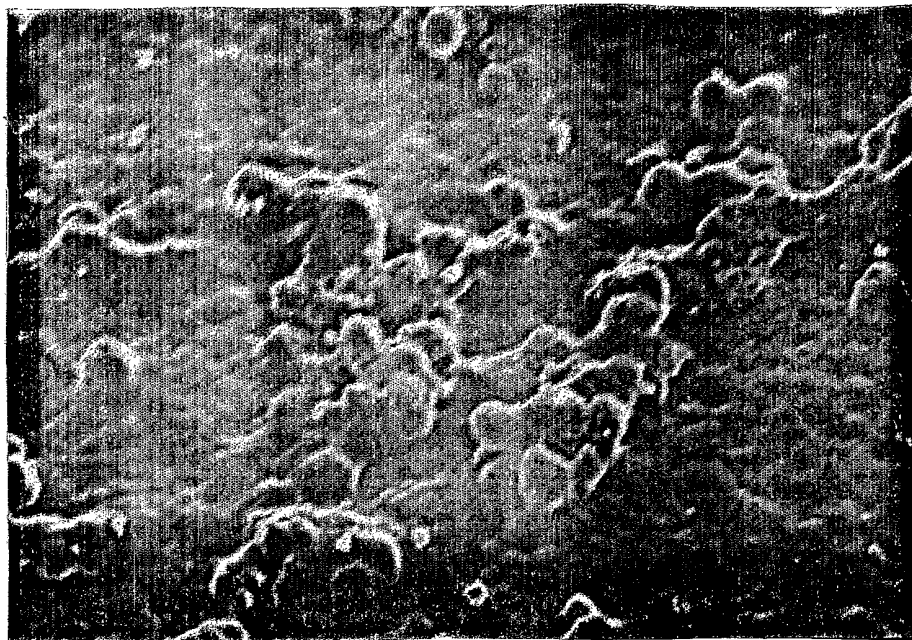


FIG. 29

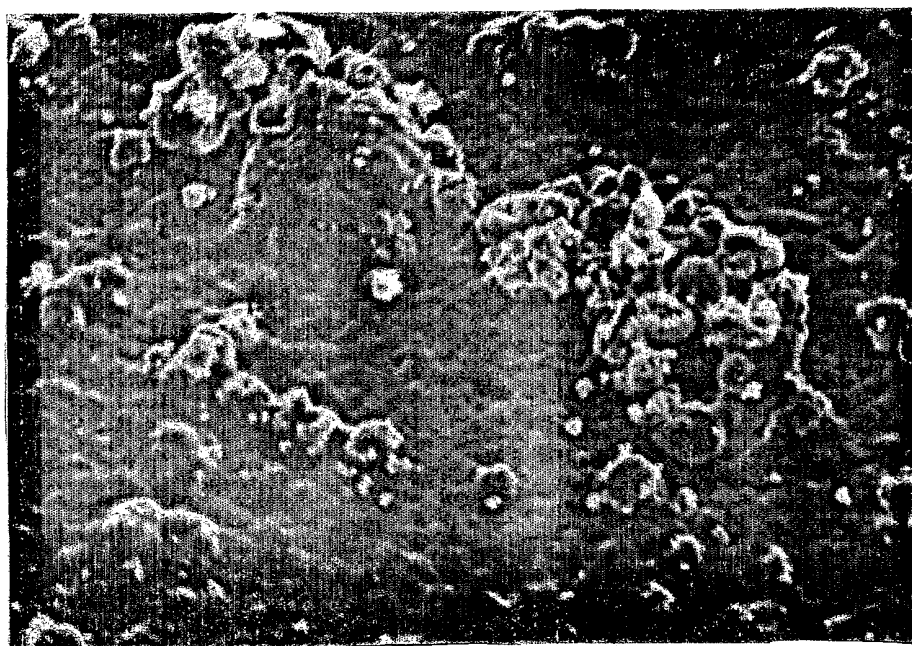


FIG. 30




FIG. 31

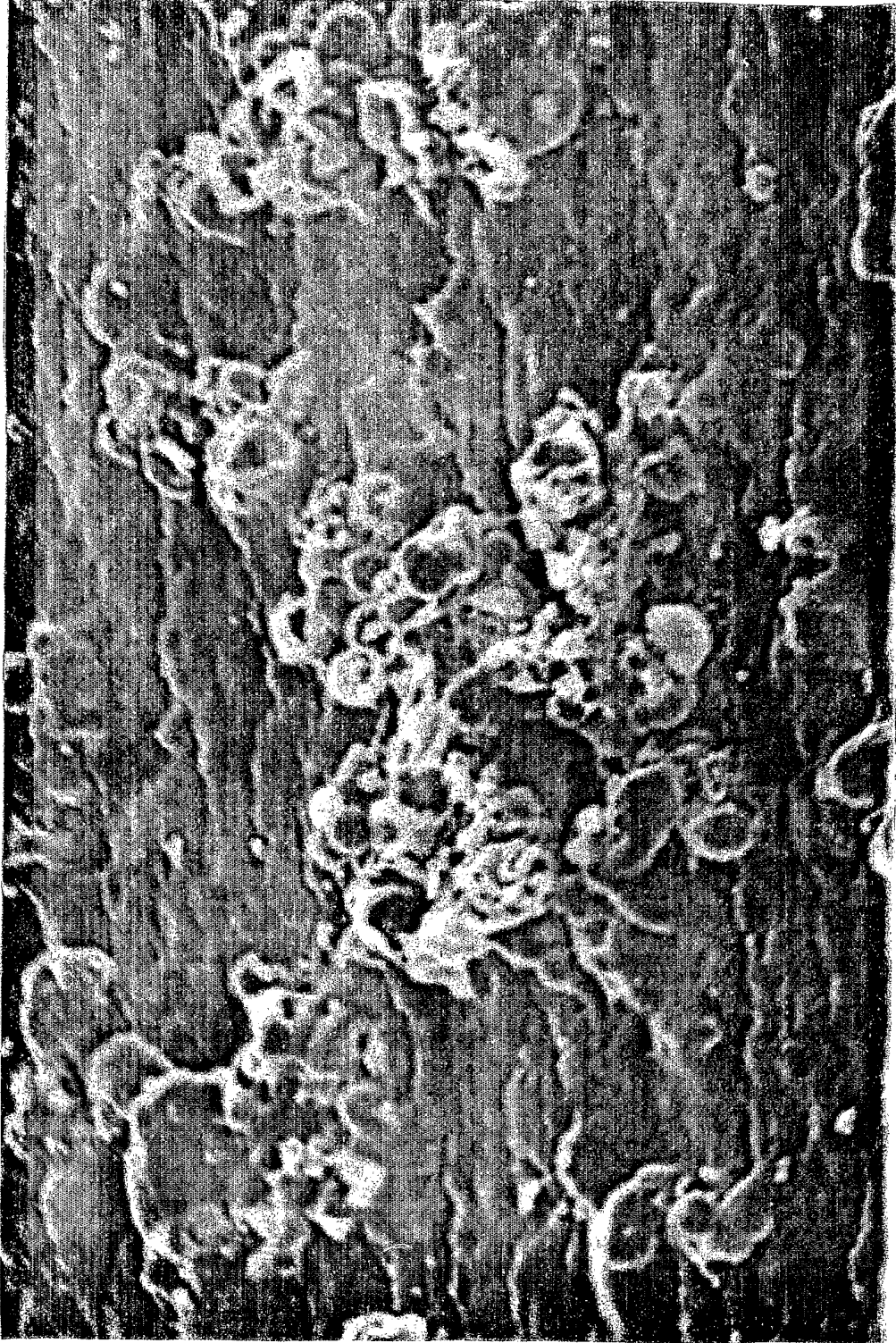




FIG. 32




FIG. 33




FIG. 34

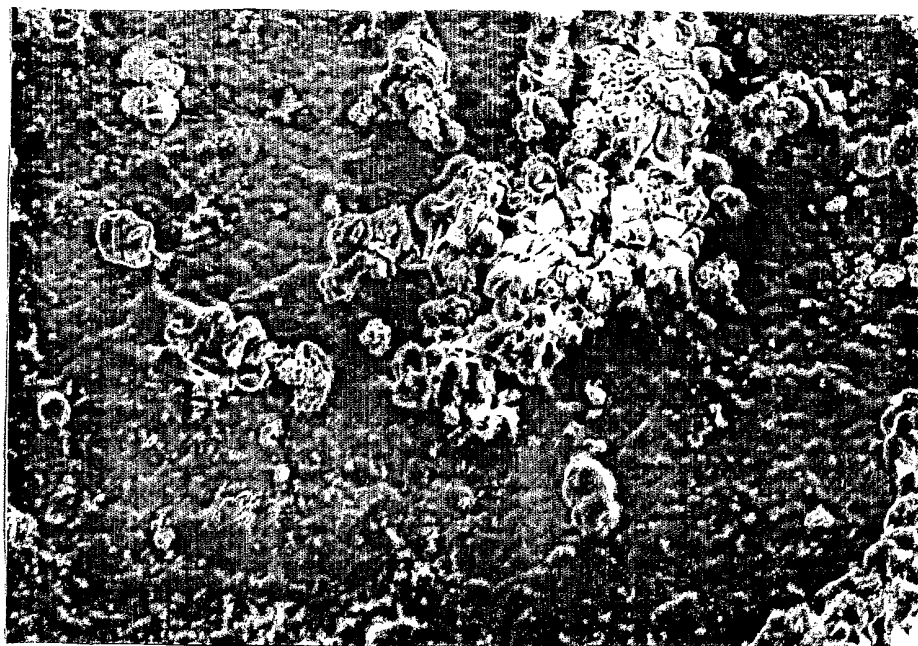


FIG. 35

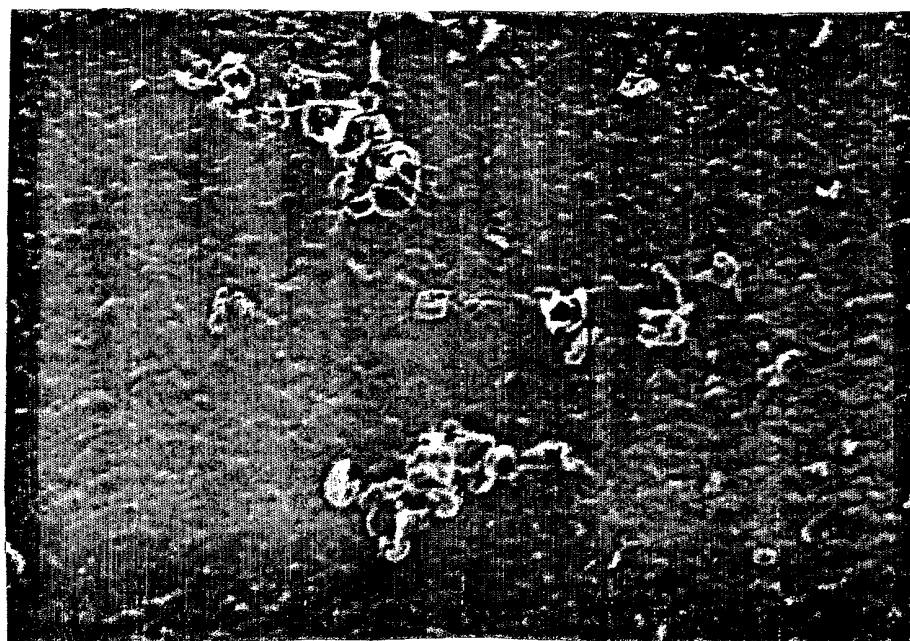


FIG. 36




FIG. 37



FIG. 38

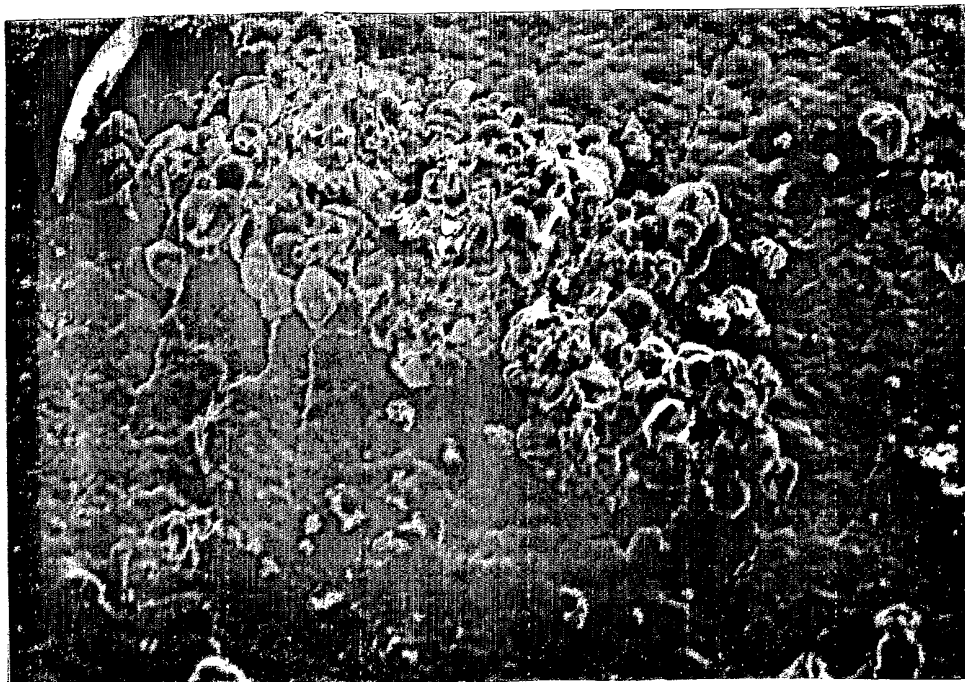



FIG. 39





24/25

FIG. 40




FIG. 41




FIG. 42





FIG. 43



## INTERNATIONAL SEARCH REPORT

International application No.

PCT/US01/23954

**A. CLASSIFICATION OF SUBJECT MATTER**

IPC(7) :CosL 27/08, 75/04, 91/06; B28B 1/14; B05D 1/18, 1/38

US CL :Please See Extra Sheet.

According to International Patent Classification (IPC) or to both national classification and IPC

**B. FIELDS SEARCHED**

Minimum documentation searched (classification system followed by classification symbols)

U.S. : 524/276, 277, 507, 527, 591, 803, 839; 264/299

Documentation searched other than minimum documentation to the extent that such documents are included in the fields searched

Electronic data base consulted during the international search (name of data base and, where practicable, search terms used)

EAST; (pvc or polyurethane or acrylic) latex, wax, glove, styrene/acrylic, coating, potassium hydroxide, anionic surfactant, vvyar 576, rhoplex, solucote

**C. DOCUMENTS CONSIDERED TO BE RELEVANT**

Category*	Citation of document, with indication, where appropriate, of the relevant passages	Relevant to claim No.
Y	US 5,612,083 A (HAUNG et al) 18 MARCH 1997, col. 3, line 1 to col. 4, line 14 and example.	13-19 and 22
Y	US 6,016,570 A (VANDE POL et al) 25 January 2000, col. 5, lines 39-53, table of cols. 9-12 and example 2.	5-22
Y	US 5,182,784 A (HAGER et al) 26 January 1993, abstract and col. 2	13-19
X	US 4,517,228 A (MATEJKA et al) 14 May 1985, example 1.	20
----- Y		5-12
Y	US 5,977,223 A (RYAN et al) 02 November 1999, col. 5, line 66 and claim 1.	13-19 and 22

☒ Further documents are listed in the continuation of Box C.
 ☐ See patent family annex.

* Special categories of cited documents:	"T" later document published after the international filing date or priority date and not in conflict with the application but cited to understand the principle or theory underlying the invention
"A" document defining the general state of the art which is not considered to be of particular relevance	"X" document of particular relevance; the claimed invention cannot be considered novel or cannot be considered to involve an inventive step when the document is taken alone
"E" earlier document published on or after the international filing date	"Y" document of particular relevance; the claimed invention cannot be considered to involve an inventive step when the document is combined with one or more other such documents, such combination being obvious to a person skilled in the art
"L" document which may throw doubts on priority claim(s) or which is cited to establish the publication date of another citation or other special reason (as specified)	"&" document member of the same patent family
"O" document referring to an oral disclosure, use, exhibition or other means	
"P" document published prior to the international filing date but later than the priority date claimed	

Date of the actual completion of the international search	Date of mailing of the international search report
08 OCTOBER 2001	05 NOV 2001

Name and mailing address of the ISA/US  
Commissioner of Patents and Trademarks  
Box PCT  
Washington, D.C. 20231

Facsimile No. (703) 805-8230

Authorized officer

TAE H. YOON

 Jean Proctor  
Paralegal Specialist

Telephone No. 703-808-2351

## INTERNATIONAL SEARCH REPORT

International application No.  
PCT/US01/23954

## C (Continuation). DOCUMENTS CONSIDERED TO BE RELEVANT

Category*	Citation of document, with indication, where appropriate, of the relevant passages	Relevant to claim No
Y	US 3,973,563 A (GREEN et al ) 10 August 1976, col. 3, lines 41-52 and examples.	1-22
Y	US 4,589,940 A (JOHNSON) 20 May 1986, col. 4, lines 11-28.	1

# INTERNATIONAL SEARCH REPORT

International application No.

PCT/US01/23954

## A. CLASSIFICATION OF SUBJECT MATTER:

US CL :

524/276, 277, 507, 527, 591, 803, 839; 264/299; 427/299, 407.1, 430.1