



US00D701668S

(12) **United States Design Patent**  
**Rodgers et al.**

(10) **Patent No.:** **US D701,668 S**

(45) **Date of Patent:** **\*\* Apr. 1, 2014**

(54) **SET OF CONFECTIONARY ARTICLES**

(75) Inventors: **Mark Rodgers**, New York, NY (US);  
**Ruth Waddingham**, New York, NY (US)

(73) Assignee: **Intercontinental Great Brands LLC**,  
East Hanover, NJ (US)

(\*\*) Term: **14 Years**

(21) Appl. No.: **29/403,030**

(22) Filed: **Sep. 30, 2011**

(51) **LOC (10) Cl.** ..... **01-01**

(52) **U.S. Cl.**

USPC ..... **D1/127**

(58) **Field of Classification Search**

USPC ..... D1/100-130, 199; D24/101, 102;  
426/3, 5, 87, 89, 92, 103, 104, 129,  
426/138, 144, 249, 383, 512, 516, 660,  
426/808; 424/467; D25/113, 119, 121-132;  
D21/499; D5/55-58, 62

See application file for complete search history.

(56) **References Cited**

**U.S. PATENT DOCUMENTS**

D72,019	S	*	2/1927	Labram	.....	D5/62
D82,203	S	*	9/1930	Winter	.....	D5/62
D99,486	S	*	4/1936	Cleverly	.....	D5/62
D118,892	S	*	2/1940	Pahlmann	.....	D5/62
D170,775	S	*	11/1953	Saporito	.....	D5/55
D180,221	S	*	5/1957	Carver	.....	D25/123
5,538,742	A	*	7/1996	McHale et al.	.....	426/5
D393,907	S	*	4/1998	Current	.....	D25/122
D403,085	S	*	12/1998	Current	.....	D25/123
D511,581	S	*	11/2005	Holztrager	.....	D25/123
D562,567	S	*	2/2008	Proserpio	.....	D5/56
D617,583	S	*	6/2010	Daino	.....	D6/491
D647,277	S	*	10/2011	Bruyca et al.	.....	D1/127

\* cited by examiner

*Primary Examiner* — Deanna L Pratt

*Assistant Examiner* — Katie Mroccka

(74) *Attorney, Agent, or Firm* — Cantor Colburn LLP

(57) **CLAIM**

We claim, the ornamental design for a set of confectionary articles, as shown and described.

**DESCRIPTION**

FIG. 1 is a perspective view of a set of confectionary articles, showing our new design in an exemplary embodiment;

FIG. 2 is a side elevation view of the embodiment shown in FIG. 1, the opposite side view being a mirror image thereof;

FIG. 3 is a top plan view of the embodiment shown in FIG. 1, the bottom view being a mirror image thereof;

FIG. 4 is a front elevation view of the embodiment shown in FIG. 1, the back view being a mirror image thereof;

FIG. 5 is a perspective view of a set of confectionary articles, showing our new design in an exemplary embodiment;

FIG. 6 is a side elevation view of the embodiment shown in FIG. 5, the opposite side view being a mirror image thereof;

FIG. 7 is a top plan view of the embodiment shown in FIG. 5;

FIG. 8 is a bottom plan view of the embodiment shown in FIG. 5;

FIG. 9 is a front elevation view of the embodiment shown in FIG. 5, the back view being a mirror image thereof;

FIG. 10 is a perspective view of a set of confectionary articles, showing our new design in an exemplary embodiment;


FIG. 11 is a side elevation view of the embodiment shown in FIG. 10, the opposite side view being a mirror image thereof;


FIG. 12 is a top plan view of the embodiment shown in FIG. 10;

FIG. 13 is a bottom plan view of the embodiment shown in FIG. 10; and,


FIG. 14 is a front elevation view of the embodiment shown in FIG. 10, the back view being a mirror image thereof.

**1 Claim, 8 Drawing Sheets**






**FIG. 1**



**FIG. 2**



**FIG. 3**



**FIG. 4**






FIG. 5



**FIG. 6**



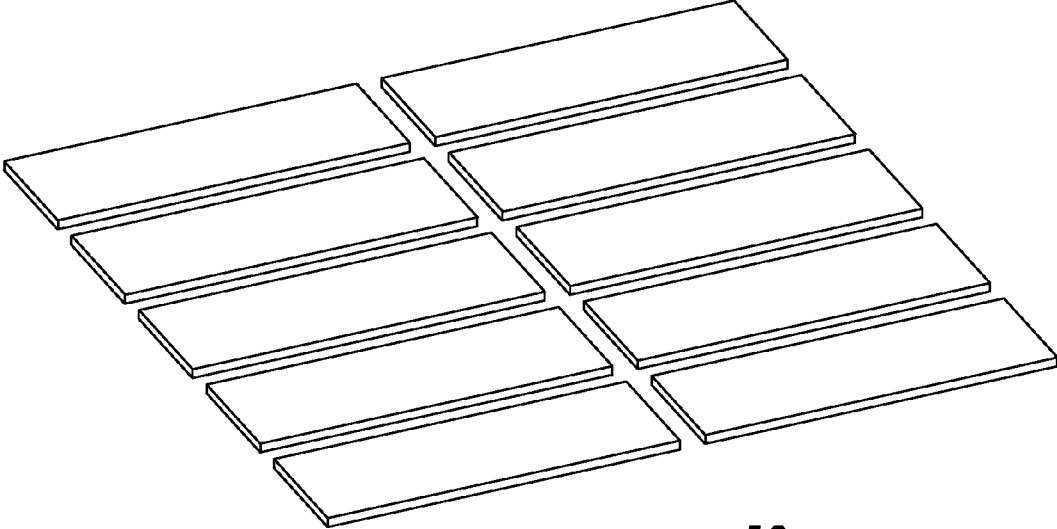
**FIG. 7**



**FIG. 8**



**FIG. 9**




**FIG. 10**



**FIG. 11**



**FIG. 12**



**FIG. 13**



**FIG. 14**