

A&A Ref: 146196

PUBLICATION PARTICULARS AND ABSTRACT
(Section 32(3)(a) - Regulations 22(1)(g) and 31)

21	01	PATENT APPLICATION NO	22	LODGING DATE	43	ACCEPTANCE DATE
----	----	-----------------------	----	--------------	----	-----------------

2002/5641

15 July 2002

3-11-03

51	INTERNATIONAL CLASSIFICATION	NOT FOR PUBLICATION
----	------------------------------	---------------------

C07D, A01N

CLASSIFIED BY: ISA

71	FULL NAME(S) OF APPLICANT(S)
----	------------------------------

Syngenta Participations AG

72	FULL NAME(S) OF INVENTOR(S)
----	-----------------------------

WALTER, Harald

SCHNEIDER, Hermann

EARLIEST PRIORITY CLAIMED	COUNTRY	NUMBER	DATE
	33 GB	31 0001447.2	32 21 January 2000

NOTE: The country must be indicated by its International Abbreviation - see schedule 4 of the Regulations

54	TITLE OF INVENTION
----	--------------------

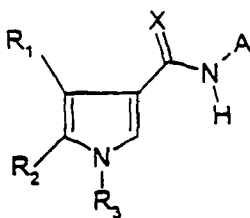
Pyrrolecarboxamides and pyrrolethioamides as fungicides

57	ABSTRACT (NOT MORE THAN 150 WORDS)
----	------------------------------------

NUMBER OF SHEETS	118
------------------	-----

The sheet(s) containing the abstract is/are attached.

If no classification is furnished, Form P.9 should accompany this form.
The figure of the drawing to which the abstract refers is attached.



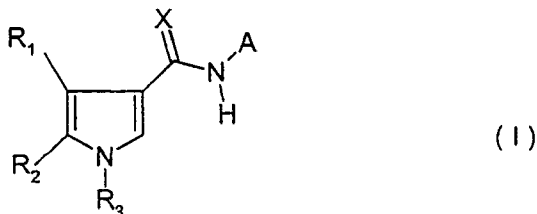
(I)

Abstract: Novel pyrrole derivatives of formula (I) wherein X is oxygen or sulfur; R₁ is C₁-C₄alkyl unsubstituted or substituted, with the exception of CF₃; C₃-C₆cycloalkyl unsubstituted or substituted; or halogen; R₂ is hydrogen, C₁-C₄alkyl unsubstituted or substituted, C₁-C₄alkoxy unsubstituted or substituted, cyano or halogen; R₃ is C₁-C₄alkyl unsubstituted or substituted; and A is orthosubstituted aryl; orthosubstituted heteroaryl; bicycloaryl unsubstituted or substituted; or bicycloheteroaryl unsubstituted or substituted. The novel compounds have plant-protective properties and are suitable for protecting plants against infestations by phytopathogenic microorganisms.

PYRROLECARBOXAMIDES AND PYRROLETHIOAMIDES AS FUNGICIDES

The present invention relates to novel substituted pyrrolecarboxamides or pyrrolethioamides which have microbicidal activity, in particular fungicidal activity. The invention also relates to the preparation of these substances, to agrochemical compositions which comprise at least one of the novel compounds as active ingredient, to the preparation of the compositions mentioned and to the use of the active ingredients or compositions in agriculture and horticulture for controlling or preventing infestation of plants by phytopathogenic microorganisms, preferably fungi.

The pyrrolecarboxamides (thioamides) of the present invention have the general formula I



wherein

X is oxygen or sulfur;

R₁ is C₁-C₄alkyl unsubstituted or substituted, with the exception of CF₃; C₃-C₆cycloalkyl unsubstituted or substituted; or halogen;

R₂ is hydrogen, C₁-C₄alkyl unsubstituted or substituted, C₁-C₄alkoxy unsubstituted or substituted, cyano or halogen;

R₃ is C₁-C₄alkyl unsubstituted or substituted; and

A is orthosubstituted aryl; orthosubstituted heteroaryl; bicycloaryl unsubstituted or substituted; or bicycloheteroaryl unsubstituted or substituted.

Surprisingly, it has now been found that the compounds of formula (I) exhibit improved biological properties which render them more suitable for the practical use in agriculture and horticulture.

Where asymmetrical carbon atoms are present in the compounds of formula I, these compounds are in optically active form. The invention relates to the pure isomers, such as

enantiomers and diastereomers, as well as to all possible mixtures of isomers, e.g. mixtures of diastereomers, racemates or mixture of racemates.

Within the present specification alkyl denotes methyl, ethyl, n-propyl, isopropyl, n-butyl, sec-butyl, isobutyl and tert-butyl. Non-branched alkyl is preferred. Alkyl as part of other radicals such as alkoxy, haloalkyl, alkylcycloalkyl, alkylcycloalkoxy, etc. is understood in an analogous way. Halogen will be understood generally as meaning fluoro, chloro, bromo or iodo. Fluoro, chloro or bromo are preferred meanings. Halogen as part of other radicals such as haloalkyl, haloalkoxy, haloalkenyl, haloalkenyloxy, haloaryl or haloheteroaryl, etc. is understood in an analogous way. Haloaryl or haloheteroaryl designates mono- to five times halo-substituted aryl, whereby the halogens are independently chosen. Where more than two halogens are present, the halogens are preferably the same, e.g. trifluorophenyl, trichlorophenyl, tetrachlorophenyl or perchlorophenyl.

Haloalkyl is a monohalogenated to perhalogenated alkyl radical, such as, inter alia, fluoromethyl, difluoromethyl, difluorochloromethyl, trifluoromethyl, chloromethyl, dichloromethyl, trichloromethyl, 2,2,2-trifluoroethyl, 2-fluoroethyl, 2-chloroethyl, 2,2,2-trichloroethyl, 3,3,3-trifluoropropyl.

Haloalkoxy is a monohalogenated to perhalogenated alkoxy radical, such as, inter alia, OCH_2F , OCHF_2 , OCF_3 , OCHFCH_3 , $\text{OCH}_2\text{CH}_2\text{Br}$, OCF_2CHFCl .

Substituted alkyl will be understood as for example haloalkyl, alkoxy-alkyl, haloalkoxy-alkyl.

Cycloalkyl is, depending on the ring size, cyclopropyl, cyclobutyl, cyclopentyl, cyclohexyl or cycloheptyl. Substituted cycloalkyl will be understood for example as alkyl-cycloalkyl, haloalkyl-cycloalkyl, alkoxy-cycloalkyl, haloalkoxy-cycloalkyl, halo-cycloalkyl, alkoxyalkyl-cycloalkyl, haloalkoxyalkyl-cycloalkyl.

Alkenyl will be understood as meaning straight-chain or branched alkenyl such as allyl, methallyl, 1-methylvinyl or but-2-en-1-yl. Preferred alkenyl radicals contain 3 to 4 carbon atoms in the chain.

Alkynyl can likewise, in accordance with the number of carbon atoms, be straight-chain or branched and is typically propargyl, but-1-yn-1-yl or but-1-yn-3yl.

Aryl is phenyl or naphthyl.

Heteroaryl will be understood as a 5- to 10-membered ring that may contain up to 3 heteroatoms, such as nitrogen, oxygen or sulfur. The following list of examples is not exhaustive : furyl, thienyl, imidazolyl, pyrazolyl, thiazolyl, isothiazolyl, oxazolyl, isoxazolyl, oxadiazolyl, thiadiazolyl, triazolyl, tetrazolyl, pyrrolyl, dithiolyl, oxathiolyl, dioxazolyl, oxathiazolyl, oxathiolyl, pyridyl, pyridazinyl, pyrimidinyl, pyrazinyl, triazinyl, indolyl, benzofuranyl, benzimidazolyl, indazolyl, benzotriazolyl, benzothiazolyl, benzoxazolyl, quinoliny, isoquinoliny, phthalazinyl, quinoxaliny, quinazoliny, cinnoliny, naphthyridiny, isobenzofuranyl, isoindolyl, benzothiadiazolyl, benzisoxazolyl, benzothienyl, purinyl, 5,6-dihydro-1,4,2-dioxazinyl, and the like.

Bicycloaryl or bicycloheteroaryl will be understood as a 6-membered aryl or 6-membered heteroaryl ring, wherein it may contain up to 3 heteroatoms such as nitrogen, oxygen or sulfur, and which is fused to an additional ring. The fused ring may be aromatic, partially hydrogenated or completely saturated and may be a ring from 5 to 7 ring members, of which up to 3 members may be heteroatoms selected from the group nitrogen, oxygen and sulfur. The following list of examples is not exhaustive: dihydroisobenzofuranyl, dihydroisoindolyl and the like.

Substituted aryl, substituted heteroaryl, substituted bicycloaryl or substituted bicycloheteroaryl will be understood as substituted by, inter alia, cycloalkyl, cycloalkenyl, cycloalkadienyl, phenyl, heteroaryl, cyano, nitro, halogen, alkyl, haloalkyl, alkoxy, haloalkoxy, alkoxyalkyl, haloalkoxyalkyl, alkenyl, alkynyl.

Preferred embodiment of compounds of formula I are those wherein

X is oxygen or sulfur; or

X is oxygen; or

X is sulfur; or

R₁ is C₁-C₄alkyl unsubstituted or substituted, with the exception of CF₃; C₃-C₆cycloalkyl unsubstituted or substituted; or halogen; or

R₁ is C₁-C₄alkyl; C₁-C₄haloalkyl; C₁-C₄alkoxy-C₁-C₄alkyl; C₁-C₄haloalkoxy-C₁-C₄alkyl;

C₃-C₆cycloalkyl unsubstituted or substituted by C₁-C₄alkyl, C₁-C₄haloalkyl, C₁-C₄alkoxy,

C₁-C₄haloalkoxy, C₁-C₄alkoxy-C₁-C₄alkyl, C₁-C₄haloalkoxy-C₁-C₄alkyl or halogen; or halogen;
or

R₁ is C₁-C₃alkyl; C₁-C₃haloalkyl; C₃-C₆cycloalkyl unsubstituted or substituted by C₁-C₃alkyl, C₁-C₃haloalkyl or halogen; or

R₁ is C₁-C₂alkyl, C₁-C₃haloalkyl or cyclopropyl; or

R₁ is methyl, ethyl, CFH₂ or CF₂H; or

R₂ is hydrogen, C₁-C₄alkyl, C₁-C₄haloalkyl, C₁-C₄alkoxy, C₁-C₄haloalkoxy, C₁-C₄alkoxy-C₁-C₄alkyl, C₁-C₄haloalkoxy-C₁-C₄alkyl, cyano or halogen; or

R₂ is hydrogen, C₁-C₄alkyl or C₁-C₄haloalkyl; or

R₂ is hydrogen or C₁-C₃alkyl; or

R₂ is hydrogen; or

R₃ is C₁-C₄alkyl unsubstituted or substituted; or

R₃ is C₁-C₄alkyl, C₁-C₄haloalkyl, C₁-C₄alkoxy-C₁-C₄alkyl or C₁-C₄haloalkoxy-C₁-C₄alkyl; or

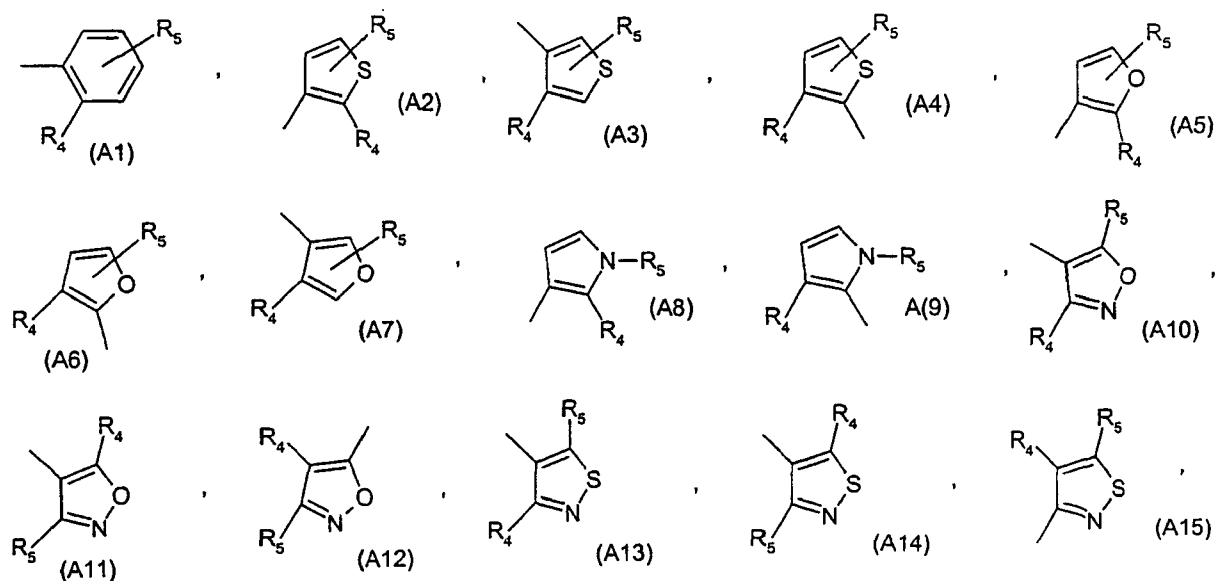
R₃ is C₁-C₄alkyl, C₁-C₃haloalkyl or C₁-C₃alkoxy-C₁-C₃alkyl; or

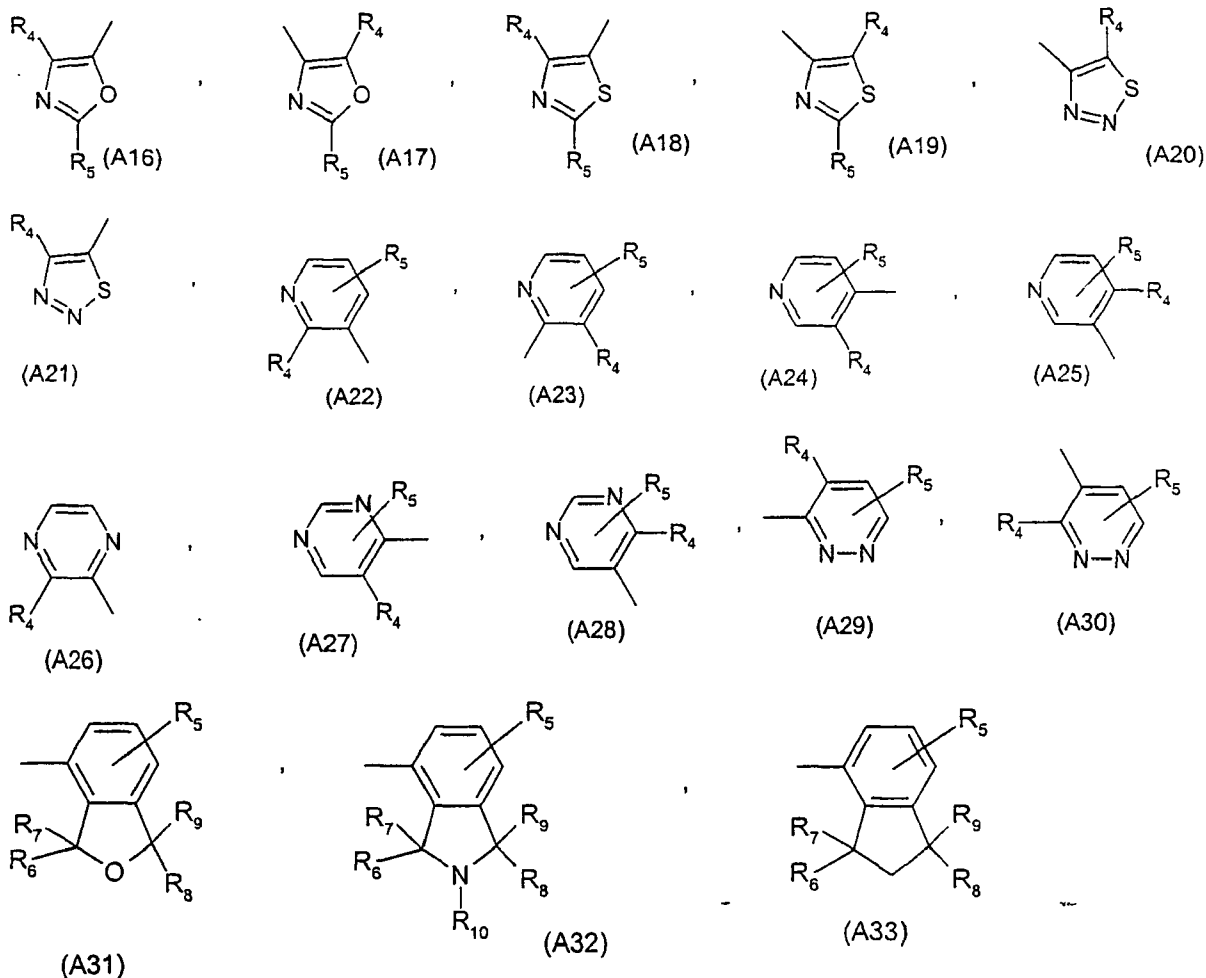
R₃ is C₁-C₃alkyl or C₁-C₃alkoxy-C₁-C₃alkyl; or

R₃ is methyl or CH₂OCH₃; or

A is orthosubstituted aryl; orthosubstituted heteroaryl; bicycloaryl unsubstituted or substituted; or bicycloheteroaryl unsubstituted or substituted; or

A is a group





or

A is A1, A2, A3, A5, A8, A10, A13, A14, A17, A18, A20, A21, A22, A24, A25, A26, A27, A29, A31, A32 or A33; or

A is A1, A2, A3, A17, A20, A21, A24, A25, A26, A27, A31 or A33; or

A is A31 or A33; or

R₄ is C₃-C₇cycloalkyl, C₄-C₇cycloalkenyl, C₅-C₇cycloalkadienyl wherein the cycloalkyl group can be mono- to pentasubstituted by halogen, hydroxy, C₁-C₄alkyl, C₁-C₄alkoxy, C₁-C₄haloalkoxy, C₂-C₄alkenyl, C₂-C₅alkynyl, C₁-C₄haloalkyl; phenyl unsubstituted or substituted by halogen, nitro, cyano, CHO, C₁-C₄alkyl, C₁-C₄alkoxy, C₁-C₄haloalkoxy, C₂-C₅alkenyl, C₂-C₅alkynyl, C₁-C₄haloalkyl, COOC₁-C₄alkyl, C₁-C₄alkoxy-C₁-C₄alkyl, C₁-C₄alkyl-C₁-C₄alkoxy, C₁-C₄haloalkoxy-C₁-C₄alkyl, C₁-C₄haloalkyl-C₁-C₄alkoxy; thienyl, furyl, pyrrolyl, pyrazolyl, oxazolyl, thiazolyl, isoxazolyl, isothiazolyl, thiadiazolyl, imidazolyl, triazinyl, pyridyl, pyrazinyl, pyridazinyl or pyrimidinyl which are unsubstituted or substituted by

halogen, C₁-C₆haloalkyl, C₁-C₆alkyl, C₂-C₅alkenyl, C₂-C₅alkynyl, nitro, cyano, hydroxy, CHO, C₁-C₆alkoxy, COOC₁-C₆alkyl, C₁-C₄alkoxy-C₁-C₄alkyl, C₁-C₄haloalkoxy-C₁-C₄alkyl or C₁-C₆haloalkoxy; or

R₄ is C₅-C₇cycloalkyl, unsubstituted or mono- to trisubstituted by halogen, hydroxy, C₂-C₄alkenyl, C₂-C₄alkynyl, C₁-C₄alkyl, C₁-C₄haloalkyl, C₁-C₄haloalkoxy or C₁-C₄alkoxy;

C₅-C₇cycloalkenyl, unsubstituted or mono- to trisubstituted by halogen, hydroxy, C₂-C₄alkenyl, C₂-C₄alkynyl, C₁-C₄alkyl, C₁-C₄haloalkyl, C₁-C₄haloalkoxy or C₁-C₄alkoxy;

C₅-C₇cycloalkadienyl, unsubstituted or mono- to trisubstituted by halogen, hydroxy, C₁-C₄alkyl, C₁-C₄alkoxy, C₁-C₄haloalkoxy, C₂-C₄alkenyl, C₂-C₄alkynyl or C₁-C₄haloalkyl;

phenyl which is unsubstituted or substituted by halogen, C₁-C₄alkyl, C₁-C₄alkoxy,

C₁-C₄haloalkoxy or C₁-C₄haloalkyl; thienyl, furyl, oxazolyl, isoxazolyl, thiadiazolyl, triazinyl,

pyridyl, pyrazinyl, pyridazinyl or pyrimidinyl which are unsubstituted or substituted by

halogen, C₁-C₄haloalkyl, C₁-C₄alkyl, hydroxy, C₁-C₄alkoxy or C₁-C₄haloalkoxy; or

R₄ is cyclohexyl, cyclohexenyl or cyclohexadienyl, which are unsubstituted or mono- to disubstituted by chloro, bromo, C₁-C₂alkyl, C₁-C₂haloalkyl or C₁-C₂haloalkoxy; thienyl, furyl, triazinyl, pyridyl, pyrazinyl, pyridazinyl or pyrimidinyl which are unsubstituted or substituted by halogen, C₁-C₄alkyl, C₁-C₄haloalkyl or C₁-C₄haloalkoxy; or

R₄ is phenyl substituted by halogen; C₅-C₇cycloalkyl; or halothieryl; or

R₅ is hydrogen, cyano, nitro, halogen, C₁-C₄haloalkyl, C₁-C₄alkyl, C₁-C₄alkoxy-C₁-C₄alkyl, C₁-C₄haloalkoxy-C₁-C₄alkyl, C₁-C₄alkoxy or C₁-C₄haloalkoxy; or

R₅ is hydrogen, halogen, C₁-C₄alkyl, C₁-C₄haloalkyl, C₁-C₄alkoxy or C₁-C₄haloalkoxy; or

R₅ is hydrogen, halogen, C₁-C₃alkyl, C₁-C₃haloalkyl, C₁-C₃alkoxy or C₁-C₃haloalkoxy; or

R₆, R₇, R₈, R₉ and R₁₀ are identical or different and are each independently of the others hydrogen, halogen, C₁-C₄haloalkyl, C₁-C₄alkyl, C₂-C₅alkenyl, C₂-C₅alkynyl, C₁-C₄alkoxy, C₁-C₄alkoxy-C₁-C₄alkyl, C₁-C₆haloalkoxy-C₁-C₄alkyl, C₁-C₄haloalkoxy or C₃-C₇cycloalkyl; or

R₆, R₇, R₈, R₉ and R₁₀ are identical or different and are each independently of the others hydrogen, C₁-C₄alkyl, C₁-C₄alkoxy, C₁-C₄haloalkyl or C₁-C₄haloalkoxy; or

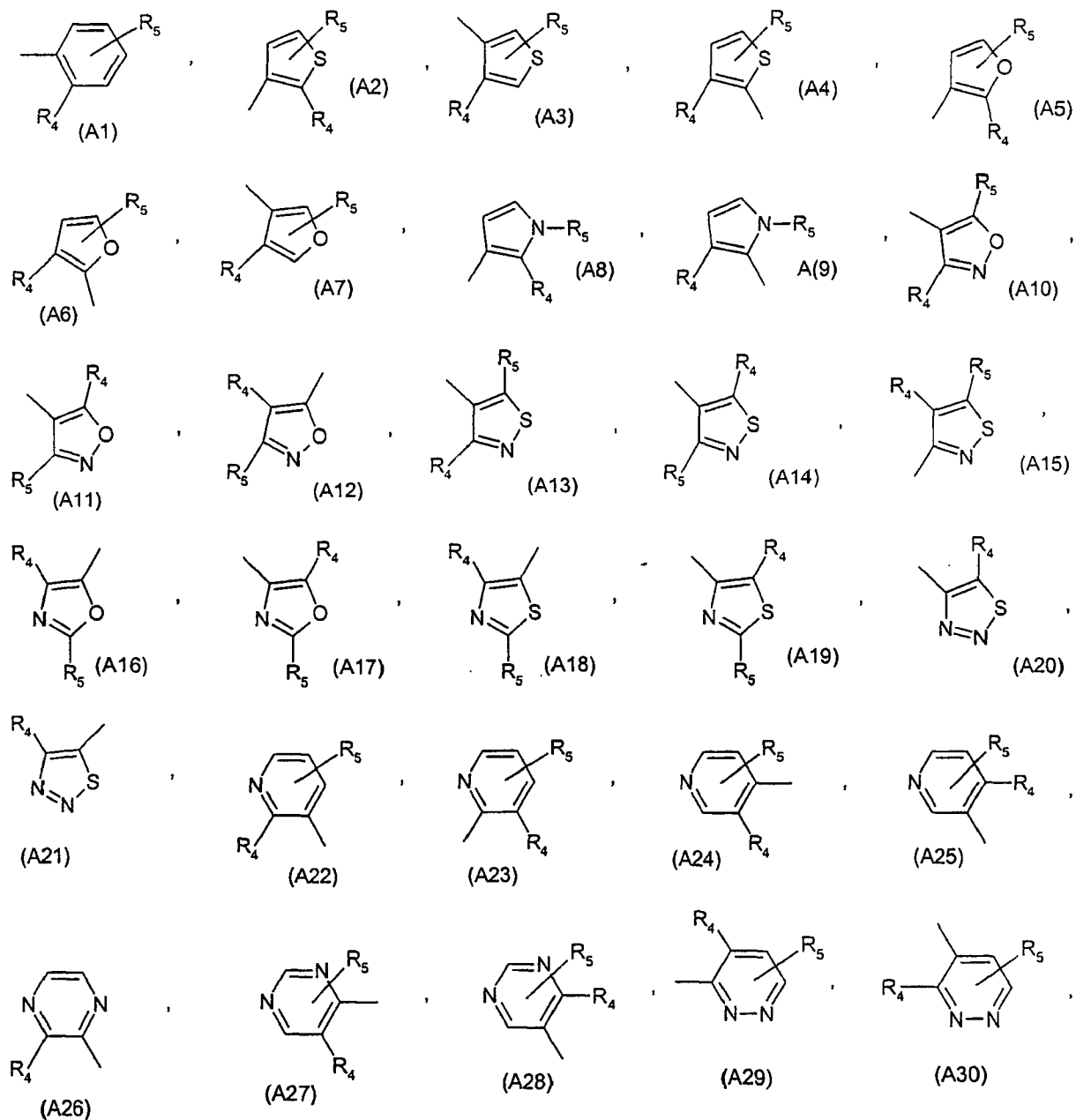
R₆, R₇, R₈, R₉ and R₁₀ are identical or different and are each independently of the others hydrogen or C₁-C₃alkyl.

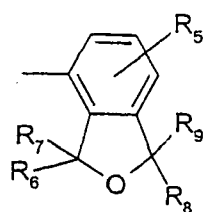
Within the group of compounds of formula I those compounds are preferred wherein :

R₁ is C₁-C₄alkyl; C₁-C₄haloalkyl; C₁-C₄alkoxy-C₁-C₄alkyl; C₁-C₄haloalkoxy-C₁-C₄alkyl;

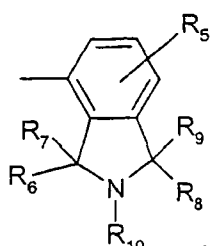
C₃-C₆cycloalkyl unsubstituted or substituted by C₁-C₄alkyl, C₁-C₄haloalkyl, C₁-C₄alkoxy,

C₁-C₄haloalkoxy, C₁-C₄alkoxy-C₁-C₄alkyl, C₁-C₄haloalkoxy-C₁-C₄alkyl or halogen; or halogen;
 R₂ is hydrogen, C₁-C₄alkyl, C₁-C₄haloalkyl, C₁-C₄alkoxy, C₁-C₄haloalkoxy,
 C₁-C₄alkoxy-C₁-C₄alkyl, C₁-C₄haloalkoxy-C₁-C₄alkyl, cyano or halogen;
 R₃ is C₁-C₄alkyl, C₁-C₄haloalkyl, C₁-C₄alkoxy-C₁-C₄alkyl or C₁-C₄haloalkoxy-C₁-C₄alkyl;
 A is a group

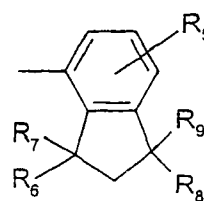




(A31)



(A32)



(A33)

and

R_4 is C_3 - C_7 cycloalkyl, C_4 - C_7 cycloalkenyl, C_5 - C_7 cycloalkadienyl wherein the cycloalkyl group can be mono- to pentasubstituted by halogen, hydroxy, C_1 - C_4 alkyl, C_1 - C_4 alkoxy, C_1 - C_4 haloalkoxy, C_2 - C_4 alkenyl, C_2 - C_5 alkynyl, C_1 - C_4 haloalkyl; phenyl unsubstituted or substituted by halogen, nitro, cyano, CHO, C_1 - C_4 alkyl, C_1 - C_4 alkoxy, C_1 - C_4 haloalkoxy, C_2 - C_5 alkenyl, C_2 - C_5 alkynyl, C_1 - C_4 haloalkyl, COOC $_1$ - C_4 alkyl, C_1 - C_4 alkoxy- C_1 - C_4 alkyl, C_1 - C_4 alkyl- C_1 - C_4 alkoxy, C_1 - C_4 haloalkoxy- C_1 - C_4 alkyl, C_1 - C_4 haloalkyl- C_1 - C_4 alkoxy; thienyl, furyl, pyrrolyl, pyrazolyl, oxazolyl, thiazolyl, isoxazolyl, isothiazolyl, thiadiazolyl, imidazolyl, triazinyl, pyridyl, pyrazinyl, pyridazinyl or pyrimidinyl which are unsubstituted or substituted by halogen, C_1 - C_6 haloalkyl, C_1 - C_6 alkyl, C_2 - C_5 alkenyl, C_2 - C_5 alkynyl, nitro, cyano, hydroxy, CHO, C_1 - C_6 alkoxy, COOC $_1$ - C_6 alkyl, C_1 - C_4 alkoxy- C_1 - C_4 alkyl, C_1 - C_4 haloalkoxy- C_1 - C_4 alkyl or C_1 - C_6 haloalkoxy;

R_5 is hydrogen, cyano, nitro, halogen, C_1 - C_4 haloalkyl, C_1 - C_4 alkyl, C_1 - C_4 alkoxy- C_1 - C_4 alkyl, C_1 - C_4 haloalkoxy- C_1 - C_4 alkyl, C_1 - C_4 alkoxy or C_1 - C_4 haloalkoxy;

R_6 , R_7 , R_8 , R_9 and R_{10} are identical or different and are each independently of the others hydrogen, halogen, C_1 - C_4 haloalkyl, C_1 - C_4 alkyl, C_2 - C_5 alkenyl, C_2 - C_5 alkynyl, C_1 - C_4 alkoxy, C_1 - C_4 alkoxy- C_1 - C_4 alkyl, C_1 - C_6 haloalkoxy- C_1 - C_4 alkyl, C_1 - C_4 haloalkoxy or C_3 - C_7 cycloalkyl (subgroup AA).

Within the group AA of compounds of formula I those compounds are preferred wherein X is oxygen (subgroup AB).

Another group of compounds of formula I within the group AA are those wherein X is sulfur (subgroup AC).

Within the subgroup AB are those compounds preferred wherein

R_1 is C_1 - C_3 alkyl; C_1 - C_3 haloalkyl; C_3 - C_6 cycloalkyl unsubstituted or substituted by C_1 - C_3 alkyl, C_1 - C_3 haloalkyl or halogen;

R_2 is hydrogen, C_1 - C_4 alkyl or C_1 - C_4 haloalkyl;

R_3 is C_1 - C_4 alkyl, C_1 - C_3 haloalkyl or C_1 - C_3 alkoxy- C_1 - C_3 alkyl;

A is A1, A2, A3, A5, A8, A10, A13, A14, A17, A18, A20, A21, A22, A24, A25, A26, A27, A29, A31, A32 or A33;

R_4 is C_5 - C_7 cycloalkyl, unsubstituted or mono- to trisubstituted by halogen, hydroxy, C_2 - C_4 alkenyl, C_2 - C_4 alkynyl, C_1 - C_4 alkyl, C_1 - C_4 haloalkyl, C_1 - C_4 haloalkoxy or C_1 - C_4 alkoxy; C_5 - C_7 cycloalkenyl, unsubstituted or mono- to trisubstituted by halogen, hydroxy, C_2 - C_4 alkenyl, C_2 - C_4 alkynyl, C_1 - C_4 alkyl, C_1 - C_4 haloalkyl, C_1 - C_4 haloalkoxy or C_1 - C_4 alkoxy; C_5 - C_7 cyclodialkenyl, unsubstituted or mono- to disubstituted by halogen, hydroxy, C_2 - C_4 alkenyl, C_2 - C_4 alkynyl, C_1 - C_4 alkyl, C_1 - C_4 haloalkyl, C_1 - C_4 haloalkoxy or C_1 - C_4 alkoxy; thienyl, furyl, isoxazolyl, oxazolyl, thiadiazolyl, triazinyl, pyridyl, pyrimidinyl, pyrazinyl or pyridazinyl, which are unsubstituted or substituted by halogen, hydroxy, C_1 - C_4 alkyl, C_1 - C_4 haloalkyl, C_1 - C_4 alkoxy or C_1 - C_4 haloalkoxy; phenyl which is unsubstituted or substituted by halogen, C_1 - C_4 alkyl, C_1 - C_4 alkoxy, C_1 - C_4 haloalkyl or C_1 - C_4 haloalkoxy;

R_5 is hydrogen, halogen, C_1 - C_4 alkyl, C_1 - C_4 alkoxy, C_1 - C_4 haloalkyl or C_1 - C_4 haloalkoxy; and R_6 , R_7 , R_8 , R_9 and R_{10} are identical or different and are each independently of the others hydrogen, C_1 - C_4 alkyl, C_1 - C_4 alkoxy, C_1 - C_4 haloalkyl or C_1 - C_4 haloalkoxy (subgroup AB1).

Within the subgroup AB1 are those compounds more preferred wherein

A is A1, A2, A3, A17, A20, A21, A24, A25, A26, A27, A31 or A33;

R_1 is C_1 - C_2 alkyl, C_1 - C_3 haloalkyl or cyclopropyl;

R_2 is hydrogen or C_1 - C_3 alkyl;

R_3 is C_1 - C_3 alkyl or C_1 - C_3 alkoxy- C_1 - C_3 alkyl;

R_4 is cyclohexyl, cyclohexenyl or cyclohexadienyl, which are unsubstituted or mono- to disubstituted by chloro, bromo, C_1 - C_2 alkyl, C_1 - C_2 haloalkyl or C_1 - C_2 haloalkoxy; thienyl, furyl, triazinyl, pyridyl, pyrazinyl, pyridazinyl or pyrimidinyl which are unsubstituted or substituted by halogen, C_1 - C_4 alkyl, C_1 - C_4 haloalkyl or C_1 - C_4 haloalkoxy;

R_5 is hydrogen, halogen, C_1 - C_3 alkyl, C_1 - C_3 haloalkyl, C_1 - C_3 alkoxy or C_1 - C_3 haloalkoxy; and R_6 , R_7 , R_8 , R_9 and R_{10} are identical or different and are each independently of the others hydrogen or C_1 - C_3 alkyl (subgroup AB2).

Preferred compounds within the subgroup AB2 are those compounds wherein

R₁ is methyl, ethyl, CFH₂ or CF₂H;

R₂ is hydrogen;

R₃ is methyl or CH₂OCH₃;

A is A31 or A33; and

R₄ is halophenyl, C₅-C₇cycloalkyl or halothienyl (subgroup AB3).

Within the subgroup AC are those compounds preferred wherein

R₁ is C₁-C₃alkyl; C₁-C₃haloalkyl; C₃-C₆cycloalkyl unsubstituted or substituted by C₁-C₃alkyl, C₁-C₃haloalkyl or halogen;

R₂ is hydrogen, C₁-C₄alkyl or C₁-C₄haloalkyl;

R₃ is C₁-C₄alkyl, C₁-C₃haloalkyl or C₁-C₃alkoxy-C₁-C₃alkyl;

A is A1, A2, A3, A5, A8, A10, A13, A14, A17, A18, A20, A21, A22, A24, A25, A26, A27, A29, A31, A32 or A33;

R₄ is C₅-C₇cycloalkyl, unsubstituted or mono- to trisubstituted by halogen, hydroxy, C₂-C₄alkenyl, C₂-C₄alkynyl, C₁-C₄alkyl, C₁-C₄haloalkyl, C₁-C₄haloalkoxy or C₁-C₄alkoxy; C₅-C₇cycloalkenyl, unsubstituted or mono- to trisubstituted by halogen, hydroxy, C₂-C₄alkenyl, C₂-C₄alkynyl, C₁-C₄alkyl, C₁-C₄haloalkyl, C₁-C₄haloalkoxy or C₁-C₄alkoxy; C₅-C₇cyclodialkenyl, unsubstituted or mono- to disubstituted by halogen, hydroxy, C₂-C₄alkenyl, C₂-C₄alkynyl, C₁-C₄alkyl, C₁-C₄haloalkyl, C₁-C₄haloalkoxy or C₁-C₄alkoxy; thienyl, furyl, isoxazolyl, oxazolyl, thiadiazolyl, triazinyl, pyridyl, pyrimidinyl, pyrazinyl or pyridazinyl, which are unsubstituted or substituted by halogen, hydroxy, C₁-C₄alkyl, C₁-C₄haloalkyl, C₁-C₄alkoxy or C₁-C₄haloalkoxy; phenyl which is unsubstituted or substituted by halogen, C₁-C₄alkyl, C₁-C₄alkoxy, C₁-C₄haloalkyl or C₁-C₄haloalkoxy;

R₅ is hydrogen, halogen, C₁-C₄alkyl, C₁-C₄alkoxy, C₁-C₄haloalkyl or C₁-C₄haloalkoxy; and

R₆, R₇, R₈, R₉ and R₁₀ are identical or different and are each independently of the others hydrogen, C₁-C₄alkyl, C₁-C₄alkoxy, C₁-C₄haloalkyl or C₁-C₄haloalkoxy (subgroup AC1).

Within the subgroup AC1 are those compounds more preferred wherein

A is A1, A2, A3, A17, A20, A21, A24, A25, A26, A27, A31 or A33;

R₁ is C₁-C₂alkyl, C₁-C₃haloalkyl or cyclopropyl;

R₂ is hydrogen or C₁-C₃alkyl;

R₃ is C₁-C₃alkyl or C₁-C₃alkoxy-C₁-C₃alkyl;

R_4 is cyclohexyl, cyclohexenyl or cyclohexadienyl, which are unsubstituted or mono- to disubstituted by chloro, bromo, C_1 - C_2 alkyl, C_1 - C_2 haloalkyl or C_1 - C_2 haloalkoxy; thienyl, furyl, triazinyl, pyridyl, pyrazinyl, pyridazinyl or pyrimidinyl which are unsubstituted or substituted by halogen, C_1 - C_4 alkyl, C_1 - C_4 haloalkyl or C_1 - C_4 haloalkoxy;

R_5 is hydrogen, halogen, C_1 - C_3 alkyl, C_1 - C_3 haloalkyl, C_1 - C_3 alkoxy or C_1 - C_3 haloalkoxy; and

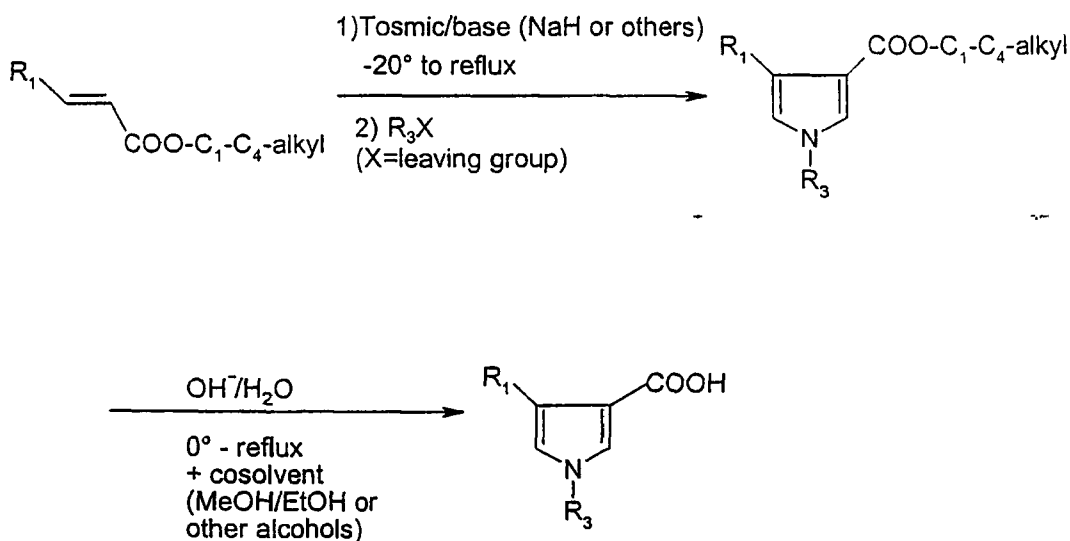
R_6 , R_7 , R_8 , R_9 and R_{10} are identical or different and are each independently of the others hydrogen or C_1 - C_3 alkyl (subgroup AC2).

The compounds according to formula I may be prepared according to the following reaction schemes.

A) Synthesis of the pyrrole carboxylic acids :

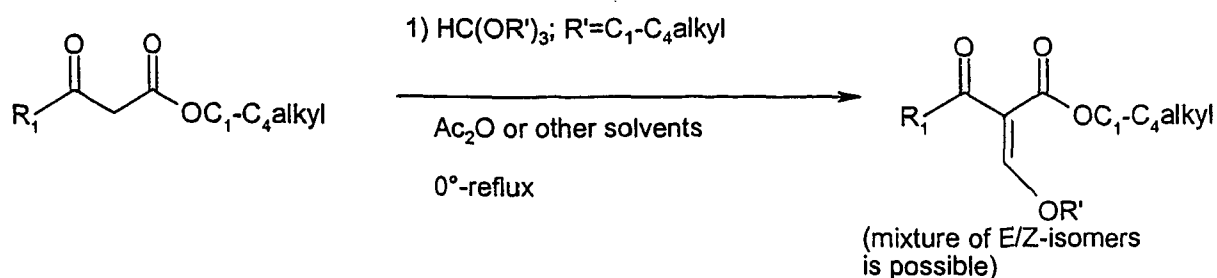
Route 1 (Tosmic-route) :

Scheme 1

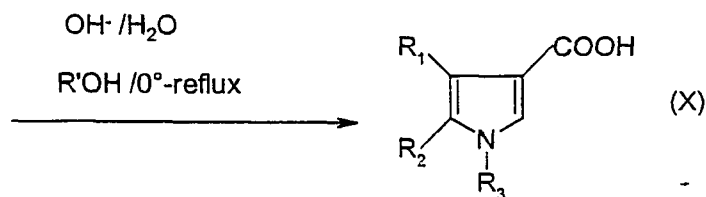
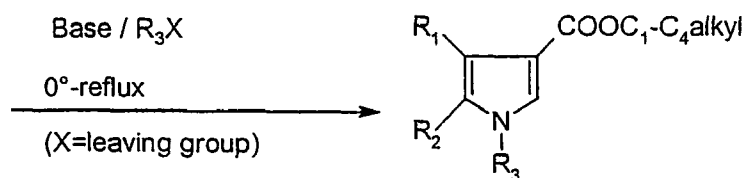
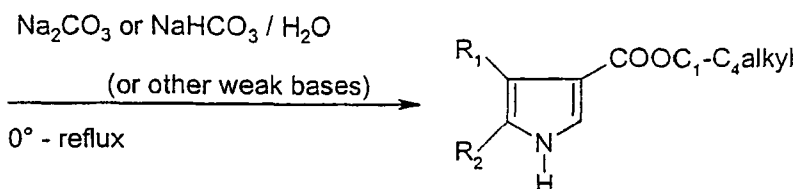



Route 2 ("acetoacetic acid"-route, see e.g. EP-326108; J.Am.Chem.Soc. 70,497(1948) or JP-07157466)

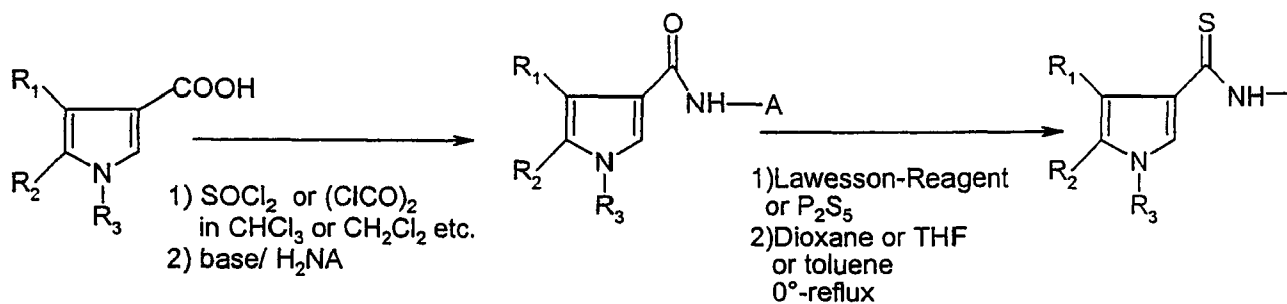
Scheme 2



- 12 -

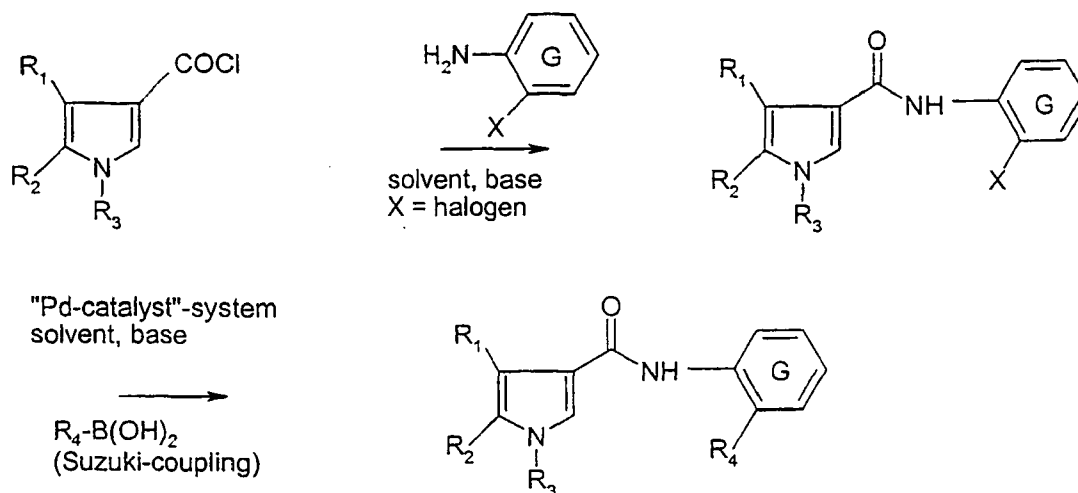


B) Synthesis of the amides/thioamides,

Scheme 3Base = NEt_3 , Hünig-base, Na_2CO_3 , K_2CO_3 and others

B1) Synthesis of the amides wherein A is phenyl, pyridine or pyrimidine

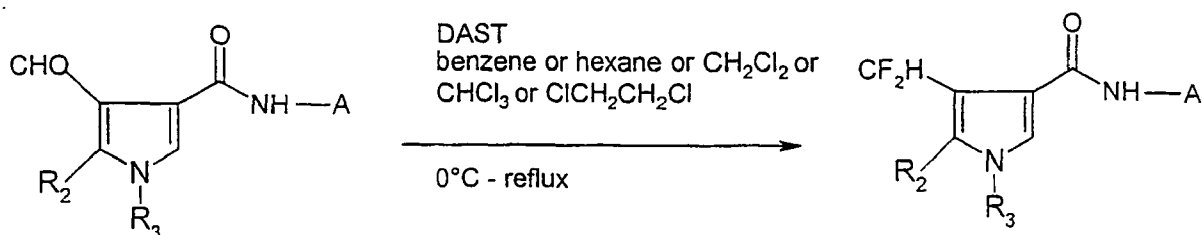
Scheme 4



G = phenyl, pyridine, pyrimidine

The "in situ" prepared pyrazole carboxylic acid chloride reacts with an ortho-halosubstituted phenylamine in the presence of a solvent like toluene, benzene, xylene, hexane, cyclohexane, THF, chloroform or methylenechloride and in the presence of a base like sodium carbonate, sodium hydrogencarbonate, potassium carbonate, Hünig base, triethylamine or pyridine at a temperature between 0°C and reflux temperature. The obtained pyrazolecarboxamide reacts with a boronic acid of the formula $\text{R}_4\text{-B(OH)}_2$ in the presence of a Pd-catalyst like $\text{Pd(P(phenyl)}_3)_4$, $\text{Pd(P(phenyl)}_3)_2\text{Cl}_2$, PdCl_2dppb , $\text{Pd}_2(\text{dba})_3$, Pd(OAc)_2 , $\text{PdOAc}_2/(\text{o-tolyl})_3\text{P}$, $\text{Pd(OAc)}_2/\text{dppf}$, $\text{Pd(PhCN)}_2\text{Cl}_2/\text{Ph}_3\text{As}$, $\text{Pd(CH}_3\text{CN)}_2\text{Cl}_2$, $\text{Pd}_2(\text{dba})_3/\text{P(tert.butyl)}_3$, $\text{Pd(OAc)}_2/\text{P(tert.butyl)}_2\text{biphenyl}$, $\text{Pd(OAc)}_2/\text{TPPTS}$, $\text{Pd(OAc)}_2/\text{PCy}_3$, $\text{Pd(OAc)}_2/\text{P(O-i-Pr)}_3$, $\text{Pd(OAc)}_2/2\text{-dimethylamino-2'-dicyclohexylphosphinobiphenyl}$, $\text{Pd(OAc)}_2/2\text{-dimethylamino-2'-ditert.butylphosphinobiphenyl}$, $\text{Pd(OAc)}_2/(\text{o-biphenyl})\text{P(cyclohexyl)}_2$ in a solvent like 1,2-dimethoxyethane/water, DMF, DMA, THF/water, dioxane/water, benzene, toluene, xylene and others and a base like sodium carbonate, sodium hydrogencarbonate, potassium carbonate, cesium carbonate, potassium phosphate, triethylamine, sodium hydroxide, sodium ethylate, sodium tert.butylate, silver oxide, barium carbonate, potassium fluoride or cesium fluoride at a temperature between 0°C and reflux temperature.

B2) Synthesis of pyrrolecarboxamides wherein R_1 is CF_2H

Scheme 5C) Synthesis of the ortho-substituted amines A-NH₂ :

The compounds are either known from the literature or can be prepared by known methods.

Literature for the synthesis of amine-intermediates and/or amines A_i-NH₂ :

A₁-NH₂ : Tetrahedron 1993,49,49-64 or EP-83975 or J.Org.Chem. 1995,60,292;

A₂-NH₂ : EP-737682;

A₃-NH₂ : J.Chem.Res.(S) 1978,11,428 or Chem.Scr.1972,2,245;

A₁₇-NH₂ : Org.Prep.Procedures Int. 1989,21,141;

A₂₁-NH₂ : J.Chem.Soc.Perkin I 1981,5,1591;

A₂₅-NH₂ : Tetrahedron 1993,49,49-64 or Heterocycles 1999,51,721;

A₂₆-NH₂ : Synthesis 1996,10,1015 or Synthesis 1994,9,931;

A₂₇-NH₂ : Liebigs Ann.Chemie 1977,537-544 or J.Med.Chem. 1975,18,623;

A₃₁-NH₂ : EP-315502;

A₃₂-NH₂ : J.Pesticide Science 1993,18,245;

A₃₀-NH₂ : J.Heterocyclic Chem. 1982,19,1285.

The invention relates also to the pyrrolecarboxylic acid of formula X, wherein R₁, R₂ and R₃ have the meaning as defined for formula I.

Surprisingly, it has now been found that the novel compounds of formula I have, for practical purposes, a very advantageous spectrum of activities for protecting plants against diseases that are caused by fungi as well as by bacteria and viruses.

The compounds of formula I can be used in the agricultural sector and related fields of use as active ingredients for controlling plant pests. The novel compounds are distinguished by excellent activity at low rates of application, by being well tolerated by plants and by being environmentally safe. They have very useful curative, preventive and systemic properties and are used for protecting numerous cultivated plants. The compounds of formula I can be used to inhibit or destroy the pests that occur on plants or parts of plants (fruit, blossoms, leaves, stems, tubers, roots) of different crops of useful plants, while at the same time protecting also those parts of the plants that grow later e.g. from phytopathogenic microorganisms.

It is also possible to use compounds of formula I as dressing agents for the treatment of plant propagation material, in particular of seeds (fruit, tubers, grains) and plant cuttings (e.g. rice), for the protection against fungal infections as well as against phytopathogenic fungi occurring in the soil.

The compounds I are, for example, effective against the phytopathogenic fungi of the following classes: Fungi imperfecti (e.g. *Botrytis*, *Pyricularia*, *Helminthosporium*, *Fusarium*, *Septoria*, *Cercospora* and *Alternaria*) and Basidiomycetes (e.g. *Rhizoctonia*, *Hemileia*, *Puccinia*). Additionally, they are also effective against the Ascomycetes classes (e.g. *Venturia* and *Erysiphe*, *Podosphaera*, *Monilinia*, *Uncinula*) and of the Oomycetes classes (e.g. *Phytophthora*, *Pythium*, *Plasmopara*). Outstanding activity has been observed against powdery mildew (*Erysiphe* spp.). Furthermore, the novel compounds of formula I are effective against phytopathogenic bacteria and viruses (e.g. against *Xanthomonas* spp, *Pseudomonas* spp, *Erwinia amylovora* as well as against the tobacco mosaic virus).

Within the scope of present invention, target crops to be protected typically comprise the following species of plants: cereal (wheat, barley, rye, oat, rice, maize, sorghum and related species); beet (sugar beet and fodder beet); pomes, drupes and soft fruit (apples, pears, plums, peaches, almonds, cherries, strawberries, raspberries and blackberries); leguminous plants (beans, lentils, peas, soybeans); oil plants (rape, mustard, poppy, olives, sunflowers, coconut, castor oil plants, cocoa beans, groundnuts); cucumber plants (pumpkins, cucumbers, melons); fibre plants (cotton, flax, hemp, jute); citrus fruit (oranges, lemons, grapefruit, mandarins); vegetables (spinach, lettuce, asparagus, cabbages, carrots, onions, tomatoes, potatoes, paprika); lauraceae (avocado, cinnamomum, camphor) or plants such as tobacco,

nuts, coffee, eggplants, sugar cane, tea, pepper, vines, hops, bananas and natural rubber plants, as well as ornamentals.

The compounds of formula I are used in unmodified form or, preferably, together with the adjuvants conventionally employed in the art of formulation. To this end they are conveniently formulated in known manner to emulsifiable concentrates, coatable pastes, directly sprayable or dilutable solutions, dilute emulsions, wettable powders, soluble powders, dusts, granulates, and also encapsulations e.g. in polymeric substances. As with the type of the compositions, the methods of application, such as spraying, atomizing, dusting, scattering, coating or pouring, are chosen in accordance with the intended objectives and the prevailing circumstances. The compositions may also contain further adjuvants such as stabilizers, antifoams, viscosity regulators, binders or tackifiers as well as fertilizers, micronutrient donors or other formulations for obtaining special effects.

Suitable carriers and adjuvants can be solid or liquid and are substances useful in formulation technology, e.g. natural or regenerated mineral substances, solvents, dispersants, wetting agents, tackifiers, thickeners, binders or fertilizers. Such carriers are for example described in WO 97/33890.

The compounds of formula I are normally used in the form of compositions and can be applied to the crop area or plant to be treated, simultaneously or in succession with further compounds. These further compounds can be e.g. fertilizers or micronutrient donors or other preparations which influence the growth of plants. They can also be selective herbicides as well as insecticides, fungicides, bactericides, nematocides, molluscicides or mixtures of several of these preparations, if desired together with further carriers, surfactants or application promoting adjuvants customarily employed in the art of formulation.

The compounds of formula I can be mixed with other fungicides, resulting in some cases in unexpected synergistic activities.

Mixing components which are particularly preferred are azoles such as azaconazole, bitertanol, propiconazole, difenoconazole, diniconazole, cyproconazole, epoxiconazole, fluquinconazole, flusilazole, flutriafol, hexaconazole, imazalil, imibenconazole, ipconazole, tebuconazole, tetraconazole, fenbuconazole, metconazole, myclobutanil, perfurazoate,

penconazole, bromuconazole, pyrifenox, prochloraz, triadimefon, triadimenol, triflumizole or triticonazole; pyrimidinyl carbinols such as ancymidol, fenarimol or nuarimol; 2-amino-pyrimidine such as bupirimate, dimethirimol or ethirimol; morpholines such as dodemorph, fenpropidin, fenpropimorph, spiroxamin or tridemorph; anilinopyrimidines such as cyprodinil, pyrimethanil or mepanipyrim; pyrroles such as fenpiclonil or fludioxonil; phenylamides such as benalaxyl, furalaxyl, metalaxyl, R-metalaxyl, ofurace or oxadixyl; benzimidazoles such as benomyl, carbendazim, debacarb, fuberidazole or thiabendazole; dicarboximides such as chlozolinate, dichlozoline, iprodine, myclozoline, procymidone or vinclozolin; carboxamides such as carboxin, fenfuram, flutolanil, mepronil, oxycarboxin or thifluzamide; guanidines such as guazatine, dodine or iminoctadine; strobilurines such as azoxystrobin, kresoxim-methyl, metominostrobin, SSF-129, methyl 2-[(2-trifluoromethyl)-pyrid-6-yloxymethyl]-3-methoxyacrylate or 2-[α [[α -methyl-3-trifluoromethyl-benzyl)imino]-oxy]-o-tolyl]-glyoxylic acid-methylester-O-methyloxime (trifloxystrobin); dithiocarbamates such as ferbam, mancozeb, maneb, metiram, propineb, thiram, zineb or ziram; N-halomethylthio-dicarboximides such as captafol, captan, dichlofluanid, fluoromide, folpet or tolyfluanid; copper compounds such as Bordeaux mixture, copper hydroxide, copper oxychloride, copper sulfate, cuprous oxide, mancopper or oxine-copper; nitrophenol derivatives such as dinocap or nitrothal-isopropyl; organo phosphorous derivatives such as edifenphos, iprobenphos, isoprothiolane, phosdiphen, pyrazophos or toclofos-methyl; and other compounds of diverse structures such as acibenzolar-S-methyl, anilazine, blastocidin-S, chinomethionat, chloroneb, chlorothalonil, cymoxanil, dichlone, diclomezine, dicloran, diethofencarb, dimethomorph, dithianon, etridiazole, famoxadone, fenamidone, fentin, ferimzone, fluazinam, flusulfamide, fenhexamid, fosetyl-aluminium, hymexazol, kasugamycin, methasulfocarb, pencycuron, phthalide, polyoxins, probenazole, propamocarb, pyroquilon, quinoxifen, quintozone, sulfur, triazoxide, tricyclazole, triforine, validamycin, (S)-5-methyl-2-methylthio-5-phenyl-3-phenyl-amino-3,5-dihydroimidazol-4-one (RPA 407213), 3,5-dichloro-N-(3-chloro-1-ethyl-1-methyl-2-oxopropyl)-4-methylbenzamide (RH-7281), N-allyl-4,5-dimethyl-2-trimethylsilylthiophene-3-carboxamide (MON 65500), 4-chloro-4-cyano-N,N-dimethyl-5-p-tolylimidazole-1-sulfonamide (IKF-916), N-(1-cyano-1,2-dimethylpropyl)-2-(2,4-dichlorophenoxy)-propionamide (AC 382042), or iprovalicarb (SZX 722).

A preferred method of applying a compound of formula I, or an agrochemical composition which contains at least one of said compounds, is foliar application. The frequency of

application and the rate of application will depend on the risk of infestation by the corresponding pathogen. However, the compounds of formula I can also penetrate the plant through the roots via the soil (systemic action) by drenching the locus of the plant with a liquid formulation, or by applying the compounds in solid form to the soil, e.g. in granular form (soil application). In crops of water rice such granulates can be applied to the flooded rice field. The compounds of formula I may also be applied to seeds (coating) by impregnating the seeds or tubers either with a liquid formulation of the fungicide or coating them with a solid formulation.

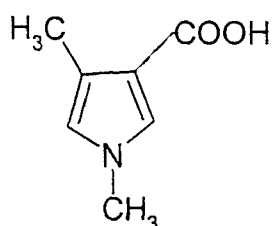
The formulation, i.e. the compositions containing the compound of formula I and, if desired, a solid or liquid adjuvant, are prepared in known manner, typically by intimately mixing and/or grinding the compound with extenders, e.g. solvents, solid carriers and, optionally, surface active compounds (surfactants).

The agrochemical formulations will usually contain from 0.1 to 99 % by weight, preferably from 0.1 to 95 % by weight, of the compound of formula I, 99.9 to 1 % by weight, preferably 99.8 to 5 % by weight, of a solid or liquid adjuvant, and from 0 to 25 % by weight, preferably from 0.1 to 25 % by weight, of a surfactant.

Advantageous rates of application are normally from 5 g to 2 kg of active ingredient (a.i.) per hectare (ha), preferably from 10 g to 1 kg a.i./ha, most preferably from 20 g to 600 g a.i./ha. When used as seed drenching agent, convenient dosages are from 10 mg to 1 g of active substance per kg of seeds.

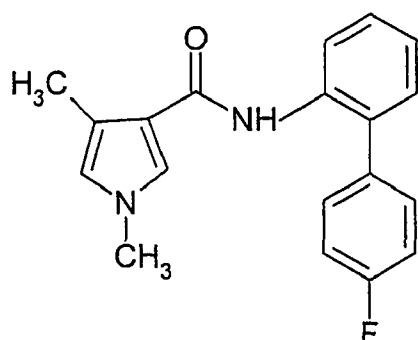
Whereas it is preferred to formulate commercial products as concentrates, the end user will normally use dilute formulations.

The following non-limiting Examples illustrate the above-described invention in more detail. Temperatures are given in degrees Celsius. The following abbreviations are used: m.p.= melting point; b.p.= boiling point. "NMR" means nuclear magnetic resonance spectrum. MS stands for mass spectrum. "%" is percent by weight, unless corresponding concentrations are indicated in other units.

Example 1: 1,4-Dimethylpyrrole-3-carboxylic acid

[cmpd. 11.1]

In a sulfonation flask 0.87 g (20 mmol) NaH (55%) are dissolved in 10 ml of absolute THF. Then a solution of 2.8 g (20 mmol) 4-methylpyrrole-3-carboxylic acid methylester in 400 ml THF is added dropwise. After stirring of the mixture for 10 minutes at room temperature, 1.2 ml (20 mmol) methyl iodide are added and stirring continued for 1 hour. After addition of 50 ml of a cold ca. 10% ammonium chloride solution the mixture is extracted twice with ethylacetate. After drying of the organic phase the solvent is removed in a water jet vacuum. The obtained crude N-methylated ester is dissolved in 10 ml ethanol and 20 ml of a 2N sodium hydroxide solution. The resulted mixture is stirred at 80-85°C for 3 hours and then ethanol is removed in a water jet vacuum. After addition of 25 ml of water and extraction with ethylacetate the water phase is acidified with concentrated hydrochloric acid. After cooling the acid is separated by filtration. Yield after drying: 2.1 g of 1,4-dimethylpyrrole-3-carboxylic acid in form of a slightly brownish powder; m.p. 166-168°C.

Example 2: 1,4-Dimethylpyrrole-3-carboxylic acid [(4-fluorobiphenyl)-2-yl]amide

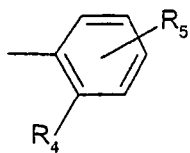
[cmpd. 1.25]

A solution of 0.49 g (3.5 mmol) 1,4-dimethylpyrrole-3-carboxylic acid and 0.49 g (3.8 mmol) oxalyl chloride in 20 ml of methylene chloride is stirred for 3 hours at room temperature in the presence of a catalytic amount of DMF. Then the acid chloride solution is slowly added to a solution of 0.65 g (3.5 mmol) 2-(4'-fluorophenyl)aniline, 0.43 g (4.2 mmol) triethylamine and 15 ml methylene chloride. The resulting mixture is then stirred for 16 hours at room


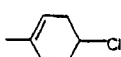













temperature. After addition of ethylacetate, the organic phase is washed twice with water. Drying of the organic phase (Na_2SO_4) and removal of the solvent in a water jet vacuum yielded the raw material. Purification by column chromatography over silica gel (eluant: ethylacetate/hexane 1:1) gave 0.55 g 1,4-dimethylpyrrole-3-carboxylic acid [(4-fluorobiphenyl)-2-yl]amide in the form of slightly yellowish powder; m.p. : 147-149°C.

The following compounds are prepared in a similar way, using analogous methods.

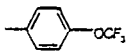
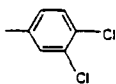
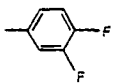

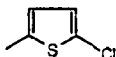










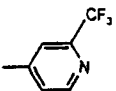
Table 1: Compounds of the formula I, wherein A = A1 =

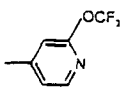








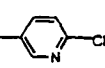











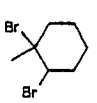



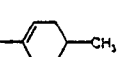
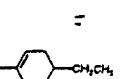

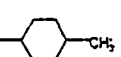
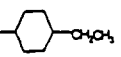
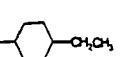

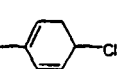
Compd. No.	R ₁	R ₂	R ₃	R ₄	R ₅	X	Phys.data [m.p.]
1.1	CH ₃	H	CH ₃		H	O	
1.2	CH ₃	H	CH ₃		H	O	
1.3	CH ₃	H	CH ₃		H	O	
1.4	CH ₃	H	CH ₃		H	O	
1.5	CH ₃	H	CH ₃		H	O	resin; MS, ¹ H-NMR
1.6	CH ₃	H	CH ₃		H	S	
1.7	CH ₃	H	CH ₃		H	O	
1.8	CH ₃	H	CH ₃		H	O	
1.9	CH ₃	H	CH ₃		H	O	resin; MS, ¹ H-NMR
1.10	CH ₃	H	CH ₃		H	O	
1.11	CH ₃	H	CH ₃		H	O	
1.12	CH ₃	CH ₃	CH ₃		H	O	

1.13	CH ₃	H	CH ₃		H	O	
1.14	CH ₃	H	CH ₃		H	O	
1.15	CH ₃	H	CH ₃		H	O	
1.16	CH ₃	H	CH ₃		H	O	
1.17	CH ₃	H	CH ₃		H	O	
1.18	CH ₃	H	CH ₃		H	O	
1.19	CH ₃	H	CH ₃		H	O	
1.20	CH ₃	H	CH ₃		H	O	
1.21	CH ₃	H	CH ₃		H	O	
1.22	CH ₃	H	CH ₃		H	O	
1.23	CH ₃	H	CH ₃		H	O	156-158
1.24	CH ₃	H	CH ₃		H	S	
1.25	CH ₃	H	CH ₃		H	O	148-149
1.26	CH ₃	H	CH ₃		H	S	resin
1.27	CH ₃	H	CH ₃		H	O	
















-23-

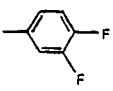

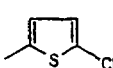

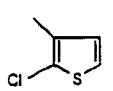




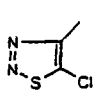

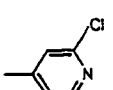
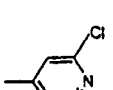
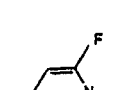
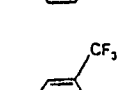
1.28	CH ₃	H	CH ₃		H	O
1.29	CH ₃	H	CH ₃		H	O
1.30	CH ₃	H	CH ₃		H	O
1.31	CH ₃	H	CH ₃		H	O
1.32	CH ₃	H	CH ₃		H	O
1.33	CH ₃	H	CH ₃		H	O
1.34	CH ₃	H	CH ₃		H	O
1.35	CH ₃	H	CH ₃		H	O
1.36	CH ₃	H	CH ₃		H	O
1.37	CH ₃	H	CH ₃		H	O
1.38	CH ₃	H	CH ₃		H	O
1.39	CH ₃	H	CH ₃		H	O
1.40	CH ₃	H	CH ₃		H	O
1.41	CH ₃	H	CH ₃		H	O
1.42	CH ₃	H	CH ₃		H	O
1.43	CH ₃	H	CH ₃		H	O

1.44	CH ₃	H	CH ₃		H	O	
1.45	CH ₃	H	CH ₃		H	O	
1.46	CH ₃	H	CH ₃		H	O	118-120
1.47	CH ₃	H	CH ₃		H	O	
1.48	CH ₃	H	CH ₃		H	O	
1.49	CH ₃	H	CH ₃		H	O	
1.50	CH ₃	H	CH ₃		H	O	
1.51	CH ₃	H	CH ₃		H	O	
1.52	CH ₃	H	CH ₃		H	O	
1.53	CH ₃	H	CH ₃		H	O	
1.54	CH ₃	H	CH ₃		H	O	
1.55	CH ₃	H	CH ₃		H	O	
1.56	CH ₃	H	CH ₃		H	O	
1.57	CH ₃	H	CH ₃		H	O	
1.58	CH ₃	H	CH ₃		H	O	

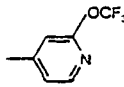








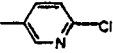





1.59	CH ₃	H	CH ₃		H	O
1.60	CH ₃	H	CH ₃		H	O
1.61	CFH ₂	H	CH ₃		H	O
1.62	CFH ₂	H	CH ₃		H	O
1.63	CFH ₂	H	CH ₃		H	O
1.64	CFH ₂	H	CH ₃		H	O
1.65	CFH ₂	H	CH ₃		H	O
1.66	CFH ₂	H	CH ₃		H	S
1.67	CFH ₂	H	CH ₃		H	O
1.68	CFH ₂	H	CH ₃		H	O
1.69	CFH ₂	H	CH ₃		H	O
1.70	CFH ₂	H	CH ₃		H	O
1.71	CFH ₂	H	CH ₃		H	O
1.72	CFH ₂	CH ₃	CH ₃		H	O
1.73	CFH ₂	H	CH ₃		H	O
1.74	CFH ₂	H	CH ₃		H	O





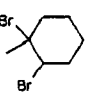



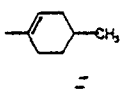
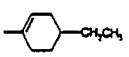

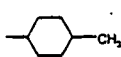
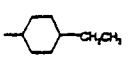
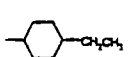

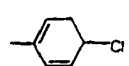
-26-
















1.75	CFH ₂	H	CH ₃		H	O
1.76	CFH ₂	H	CH ₃		H	O
1.77	CFH ₂	H	CH ₃		H	O
1.78	CFH ₂	H	CH ₃		H	O
1.79	CFH ₂	H	CH ₃		H	O
1.80	CFH ₂	H	CH ₃		H	O
1.81	CFH ₂	H	CH ₃		H	O
1.82	CFH ₂	H	CH ₃		H	O
1.83	CFH ₂	H	CH ₃		H	O
1.84	CFH ₂	H	CH ₃		H	S
1.85	CFH ₂	H	CH ₃		H	O
1.86	CFH ₂	H	CH ₃		H	S
1.87	CFH ₂	H	CH ₃		H	O
1.88	CFH ₂	H	CH ₃		H	O
1.89	CFH ₂	H	CH ₃		H	O

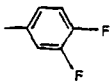

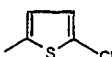












1.90	CFH ₂	H	CH ₃		H	O
1.91	CFH ₂	H	CH ₃		H	O
1.92	CFH ₂	H	CH ₃		H	O
1.93	CFH ₂	H	CH ₃		H	O
1.94	CFH ₂	H	CH ₃		H	O
1.95	CFH ₂	H	CH ₃		H	O
1.96	CFH ₂	H	CH ₃		H	O
1.97	CFH ₂	H	CH ₃		H	O
1.98	CFH ₂	H	CH ₃		H	O
1.99	CFH ₂	H	CH ₃		H	O
1.100	CFH ₂	H	CH ₃		H	O
1.101	CFH ₂	H	CH ₃		H	O
1.102	CFH ₂	H	CH ₃		H	S
1.103	CFH ₂	H	CH ₃		H	O
1.104	CFH ₂	H	CH ₃		H	O

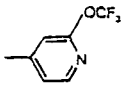














-28-





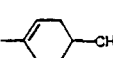



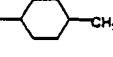
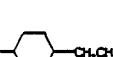


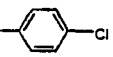


1.105	CFH ₂	H	CH ₃		H	O
1.106	CFH ₂	H	CH ₃		H	O
1.107	CFH ₂	H	CH ₃		H	O
1.108	CFH ₂	H	CH ₃		H	O
1.109	CFH ₂	H	CH ₃		H	O
1.110	CFH ₂	H	CH ₃		H	O
1.111	CFH ₂	H	CH ₃		H	O
1.112	CFH ₂	H	CH ₃		H	O
1.113	CFH ₂	H	CH ₃		H	O
1.114	CFH ₂	H	CH ₃		H	O
1.115	CFH ₂	H	CH ₃		H	O
1.116	CFH ₂	H	CH ₃		H	O
1.117	CFH ₂	H	CH ₃		H	O
1.118	CFH ₂	H	CH ₃		H	O
1.119	CFH ₂	H	CH ₃		H	O

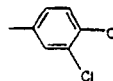
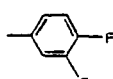






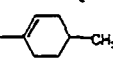
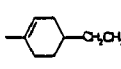

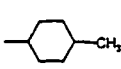
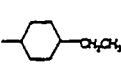
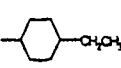

1.120	CFH ₂	H	CH ₃		H	O
1.121	CFH ₂	H	CH ₃		H	O
1.122	CF ₂ H	H	CH ₃		H	O
1.123	CF ₂ H	H	CH ₃		H	O
1.124	CF ₂ H	H	CH ₃		H	O
1.125	CF ₂ H	H	CH ₃		H	O
1.126	CF ₂ H	H	CH ₃		H	O
1.127	CF ₂ H	H	CH ₃		H	S
1.128	CF ₂ H	H	CH ₃		H	O
1.129	CF ₂ H	H	CH ₃		H	O
1.130	CF ₂ H	H	CH ₃		H	O
1.131	CF ₂ H	H	CH ₃		H	O
1.132	CF ₂ H	H	CH ₃		H	O
1.133	CF ₂ H	CH ₃	CH ₃		H	O
1.134	CF ₂ H	H	CH ₃		H	O
1.135	CF ₂ H	H	CH ₃		H	O

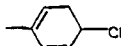













1.136	CF ₂ H	H	CH ₃		H	O	
1.137	CF ₂ H	H	CH ₃		H	O	
1.138	CF ₂ H	H	CH ₃		H	O	
1.139	CF ₂ H	H	CH ₃		H	O	
1.140	CF ₂ H	H	CH ₃		H	O	
1.141	CF ₂ H	H	CH ₃		H	O	
1.142	CF ₂ H	H	CH ₃		H	O	
1.143	CF ₂ H	H	CH ₃		H	O	
1.144	CF ₂ H	H	CH ₃		H	O	resin
1.145	CF ₂ H	H	CH ₃		H	S	
1.146	CF ₂ H	H	CH ₃		H	O	
1.147	CF ₂ H	H	CH ₃		H	S	
1.148	CF ₂ H	H	CH ₃		H	O	
1.149	CF ₂ H	H	CH ₃		H	O	
1.150	CF ₂ H	H	CH ₃		H	O	

1.151	CF ₂ H	H	CH ₃		H	O	
1.152	CF ₂ H	H	CH ₃		H	O	
1.153	CF ₂ H	H	CH ₃		H	O	resin, MS
1.154	CF ₂ H	H	CH ₃		H	O	
1.155	CF ₂ H	H	CH ₃		H	O	
1.156	CF ₂ H	H	CH ₃		H	O	
1.157	CF ₂ H	H	CH ₃		H	O	
1.158	CF ₂ H	H	CH ₃		H	O	
1.159	CF ₂ H ₂	H	CH ₃		H	O	
1.160	CF ₂ H	H	CH ₃		H	O	
1.161	CF ₂ H	H	CH ₃		H	O	
1.162	CF ₂ H	H	CH ₃		H	O	
1.163	CF ₂ H	H	CH ₃		H	S	
1.164	CF ₂ H	H	CH ₃		H	O	
1.165	CF ₂ H	H	CH ₃		H	O	

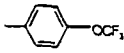
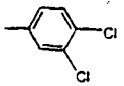
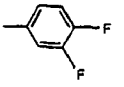

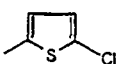










1.166	CF ₂ H	H	CH ₃		H	O
1.167	CF ₂ H	H	CH ₃		H	O
1.168	CF ₂ H	H	CH ₃		H	O
1.169	CF ₂ H	H	CH ₃		H	O
1.170	CF ₂ H	H	CH ₃		H	O
1.171	CF ₂ H	H	CH ₃		H	O
1.172	CF ₂ H	H	CH ₃		H	O
1.173	CF ₂ H	H	CH ₃		H	O
1.174	CF ₂ H	H	CH ₃		H	O
1.175	CF ₂ H	H	CH ₃		H	O
1.176	CF ₂ H	H	CH ₃		H	O
1.177	CF ₂ H	H	CH ₃		H	O
1.178	CF ₂ H	H	CH ₃		H	O
1.179	CF ₂ H	H	CH ₃		H	O
1.180	CF ₂ H	H	CH ₃		H	O















1.181	CF ₂ H	H	CH ₃		H	O	
1.182	CF ₂ H	H	CH ₃		H	O	
1.183	CF ₂ CF ₃	H	CH ₃		H	O	113-114
1.184	CF ₂ CF ₃	H	CH ₃		H	S	
1.185	CF ₂ CF ₃	H	CH ₃		H	O	
1.186	CF ₂ CF ₃	H	CH ₃		H	O	
1.187	CF ₂ CF ₃	H	CH ₃		H	O	120-121
1.188	CF ₂ CF ₃	H	CH ₃		H	O	
1.189	CF ₂ CF ₃	H	CH ₃		H	O	
1.190	CF ₂ CF ₃	H	CH ₃		H	O	148-150
1.191	CF ₂ CF ₃	H	CH ₃		H	S	
1.192	CF ₂ CF ₃	H	CH ₃		H	O	134-136
1.193	CF ₂ CF ₃	H	CH ₃		H	S	
1.194	CF ₂ CF ₃	H	CH ₃		H	O	
1.195	CF ₂ CF ₃	H	CH ₃		H	O	

1.196	CF ₂ CF ₃	H	CH ₃		H	O	
1.197	CF ₂ CF ₃	H	CH ₃		H	O	
1.198	Δ	H	CH ₃		H	O	
1.199	Δ	H	CH ₃		H	O	
1.200	Δ	H	CH ₃		H	O	
1.201	Δ	H	CH ₃		H	O	
1.202	Δ	H	CH ₃		H	O	
1.203	Δ	H	CH ₃		H	S	
1.204	Δ	H	CH ₃		H	O	
1.205	Δ	H	CH ₃		H	O	
1.206	Δ	H	CH ₃		H	O	resin;MS, 1H-NMR
1.207	Δ	H	CH ₃		H	O	
1.208	Δ	H	CH ₃		H	O	
1.209	Δ	CH ₃	CH ₃		H	O	
1.210	Δ	H	CH ₃		H	O	

1.211	△	H	CH ₃		H	O
1.212	△	H	CH ₃		H	O
1.213	△	H	CH ₃		H	O
1.214	△	H	CH ₃		H	O
1.215	△	H	CH ₃		H	O
1.216	△	H	CH ₃		H	O
1.217	△	H	CH ₃		H	O
1.218	△	H	CH ₃		H	O
1.219	△	H	CH ₃		H	O
1.220	△	H	CH ₃		H	O
1.221	△	H	CH ₃		H	S
1.222	△	H	CH ₃		H	O
1.223	△	H	CH ₃		H	S
1.224	△	H	CH ₃		H	O

-36-

1.225	△	H	CH ₃		H	O
1.226	△	H	CH ₃		H	O
1.227	△	H	CH ₃		H	O
1.228	△	H	CH ₃		H	O
1.229	△	H	CH ₃		H	O
1.230	△	H	CH ₃		H	O
1.231	△	H	CH ₃		H	O
1.232	△	H	CH ₃		H	O
1.233	△	H	CH ₃		H	O
1.234	△	H	CH ₃		H	O
1.235	△	H	CH ₃		H	O
1.236	△	H	CH ₃		H	O
1.237	△	H	CH ₃		H	O
1.238	△	H	CH ₃		H	O
1.239	△	H	CH ₃		H	S

1.240	△	H	CH ₃		H	O	
1.241	△	H	CH ₃		H	O	
1.242	△	H	CH ₃		H	O	
1.243	△	H	CH ₃		H	O	
1.244	△	H	CH ₃		H	O	105-107
1.245	△	H	CH ₃		H	O	
1.246	△	H	CH ₃		H	O	
1.247	△	H	CH ₃		H	O	
1.248	△	H	CH ₃		H	O	
1.249	△	H	CH ₃		H	O	
1.250	△	H	CH ₃		H	O	
1.251	△	H	CH ₃		H	O	
1.252	△	H	CH ₃		H	O	
1.253	△	H	CH ₃		H	O	







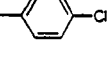
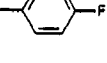

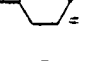

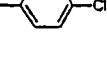
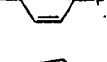

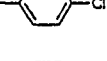
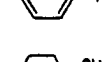



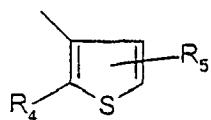

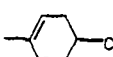













1.254	Δ	H	CH ₃		H	O	
1.255	Δ	H	CH ₃		H	O	
1.256	Δ	H	CH ₃		H	O	
1.257	Δ	H	CH ₃		H	O	
1.258	Δ	H	CH ₃		H	O	
1.259	CH ₃	H	CH ₃		H	S	
1.260	CH ₂ CH ₃	H	CH ₃		H	O	152-153
1.261	CH ₂ CH ₃	H	CH ₃		H	O	120-121
1.262	CH ₂ CH ₃	H	CH ₃		H	O	
1.263	CH ₂ CH ₃	H	CH ₃		H	O	
1.264	CH ₂ CH ₃	H	CH ₃		H	O	
1.265	CH ₂ CH ₃	H	CH ₂ CH ₃		H	O	97-98
1.266	CH ₂ CH ₃	H	CH ₂ CH ₃		H	O	95-96
1.267	CH ₂ CH ₃	H	CH ₂ CH ₃		H	O	
1.268	(CH ₃) ₂ CH	H	CH ₃		H	O	102-103
1.269	(CH ₃) ₂ CH	H	CH ₃		H	O	99-100
1.270	(CH ₃) ₂ CH	H	CH ₃		H	O	
1.271	(CH ₃) ₂ CH	H	CH ₂ CH ₃		H	O	116-117
1.272	(CH ₃) ₂ CH	H	CH ₂ CH ₃		H	O	93-94

Table 2: Compounds of the formula I, where A = A2 =

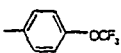
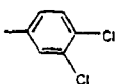
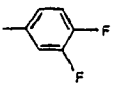

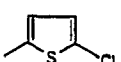












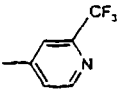
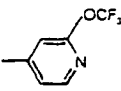
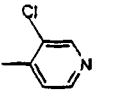
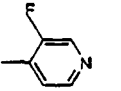
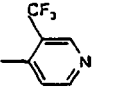
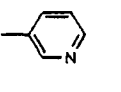
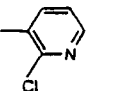
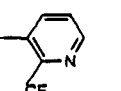
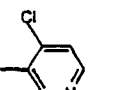
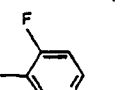
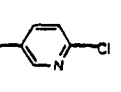
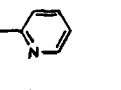
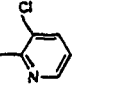
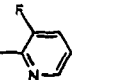
Compd. No.	R ₁	R ₂	R ₃	R ₄	R ₅	X	Phys.data [m.p.]
2.1	CH ₃	H	CH ₃		H	O	
2.2	CH ₃	H	CH ₃		H	O	
2.3	CH ₃	H	CH ₃		H	O	
2.4	CH ₃	H	CH ₃		H	O	
2.5	CH ₃	H	CH ₃		H	O	
2.6	CH ₃	H	CH ₃		H	S	
2.7	CH ₃	H	CH ₃		H	O	
2.8	CH ₃	H	CH ₃		H	O	
2.9	CH ₃	H	CH ₃		H	O	
2.10	CH ₃	H	CH ₃		H	O	
2.11	CH ₃	H	CH ₃		H	O	
2.12	CH ₃	CH ₃	CH ₃		H	O	







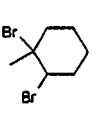



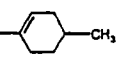
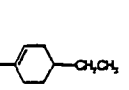
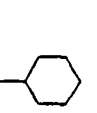
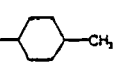
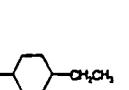
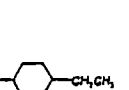
-40-

2.13	CH ₃	H	CH ₃		H	O	
2.14	CH ₃	H	CH ₃		H	O	
2.15	CH ₃	H	CH ₃		H	O	
2.16	CH ₃	H	CH ₃		H	O	
2.17	CH ₃	H	CH ₃		H	O	
2.18	CH ₃	H	CH ₃		H	O	
2.19	CH ₃	H	CH ₃		H	O	
2.20	CH ₃	H	CH ₃		H	O	
2.21	CH ₃	H	CH ₃		H	O	
2.22	CH ₃	H	CH ₃		H	O	
2.23	CH ₃	H	CH ₃		H	O	resin,MS
2.24	CH ₃	H	CH ₃		H	S	
2.25	CH ₃	H	CH ₃		H	O	
2.26	CH ₃	H	CH ₃		H	S	
2.27	CH ₃	H	CH ₃		H	O	


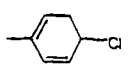








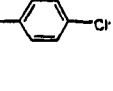
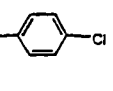
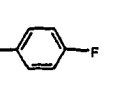
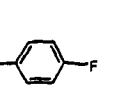
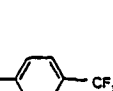
-41-

2.28	CH ₃	H	CH ₃		H	O
2.29	CH ₃	H	CH ₃		H	O
2.30	CH ₃	H	CH ₃		H	O
2.31	CH ₃	H	CH ₃		H	O
2.32	CH ₃	H	CH ₃		H	O
2.33	CH ₃	H	CH ₃		H	O
2.34	CH ₃	H	CH ₃		H	O
2.35	CH ₃	H	CH ₃		H	O
2.36	CH ₃	H	CH ₃		H	O
2.37	CH ₃	H	CH ₃		H	O
2.38	CH ₃	H	CH ₃		H	O
2.39	CH ₃	H	CH ₃		H	O
2.40	CH ₃	H	CH ₃		H	O
2.41	CH ₃	H	CH ₃		H	O
2.42	CH ₃	H	CH ₃		H	S

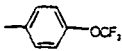
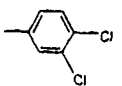
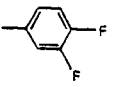

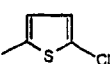










2.43	CH ₃	H	CH ₃		H	O
2.44	CH ₃	H	CH ₃		H	O
2.45	CH ₃	H	CH ₃		H	O
2.46	CH ₃	H	CH ₃		H	O
2.47	CH ₃	H	CH ₃		H	O
2.48	CH ₃	H	CH ₃		H	O
2.49	CH ₃	H	CH ₃		H	O
2.50	CH ₃	H	CH ₃		H	O
2.51	CH ₃	H	CH ₃		H	O
2.52	CH ₃	H	CH ₃		H	O
2.53	CH ₃	H	CH ₃		H	O
2.54	CH ₃	H	CH ₃		H	O
2.55	CH ₃	H	CH ₃		H	O
2.56	CH ₃	H	CH ₃		H	O

2.57	CH ₃	H	CH ₃		H	O
2.58	CH ₃	H	CH ₃		H	O
2.59	CH ₃	H	CH ₃		H	O
2.60	CH ₃	H	CH ₃		H	O
2.61	CFH ₂	H	CH ₃		H	O
2.62	CFH ₂	H	CH ₃		H	O
2.63	CFH ₂	H	CH ₃		H	O
2.64	CFH ₂	H	CH ₃		H	O
2.65	CFH ₂	H	CH ₃		H	O
2.66	CFH ₂	H	CH ₃		H	S
2.67	CFH ₂	H	CH ₃		H	O
2.68	CFH ₂	H	CH ₃		H	O
2.69	CFH ₂	H	CH ₃		H	O
2.70	CFH ₂	H	CH ₃		H	O
2.71	CFH ₂	H	CH ₃		H	O
2.72	CFH ₂	CH ₃	CH ₃		H	O

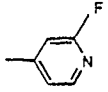
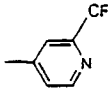
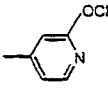
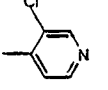
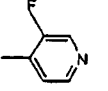
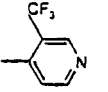
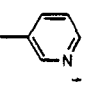
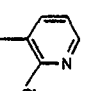
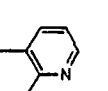
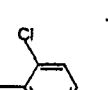
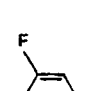
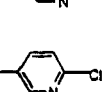
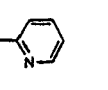
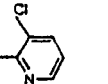
-44-

















2.73	CFH ₂	H	CH ₃		H	O
2.74	CFH ₂	H	CH ₃		H	O
2.75	CFH ₂	H	CH ₃		H	O
2.76	CFH ₂	H	CH ₃		H	O
2.77	CFH ₂	H	CH ₃		H	O
2.78	CFH ₂	H	CH ₃		H	O
2.79	CFH ₂	H	CH ₃		H	O
2.80	CFH ₂	H	CH ₃		H	O
2.81	CFH ₂	H	CH ₃		H	O
2.82	CFH ₂	H	CH ₃		H	O
2.83	CFH ₂	H	CH ₃		H	O
2.84	CFH ₂	H	CH ₃		H	S
2.85	CFH ₂	H	CH ₃		H	O
2.86	CFH ₂	H	CH ₃		H	S
2.87	CFH ₂	H	CH ₃		H	O

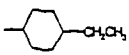

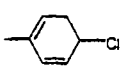








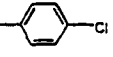
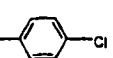
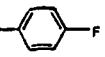
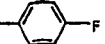
-45-

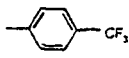
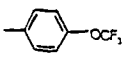
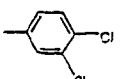
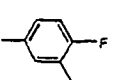

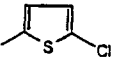









2.88	CFH ₂	H	CH ₃		H	O
2.89	CFH ₂	H	CH ₃		H	O
2.90	CFH ₂	H	CH ₃		H	O
2.91	CFH ₂	H	CH ₃		H	O
2.92	CFH ₂	H	CH ₃		H	O
2.93	CFH ₂	H	CH ₃		H	O
2.94	CFH ₂	H	CH ₃		H	O
2.95	CFH ₂	H	CH ₃		H	O
2.96	CFH ₂	H	CH ₃		H	O
2.97	CFH ₂	H	CH ₃		H	O
2.98	CFH ₂	H	CH ₃		H	O
2.99	CFH ₂	H	CH ₃		H	O
2.100	CFH ₂	H	CH ₃		H	O
2.101	CFH ₂	H	CH ₃		H	O
2.102	CFH ₂	H	CH ₃		H	S

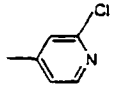
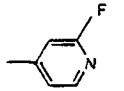
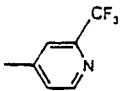
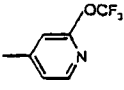
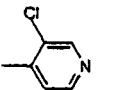
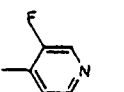
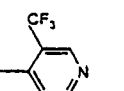
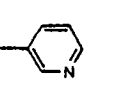
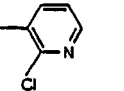
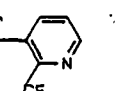
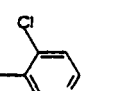
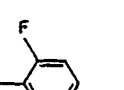
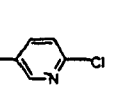

-46-









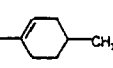
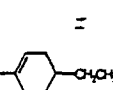

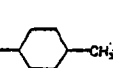
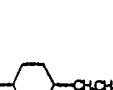
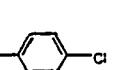


2.103	CFH ₂	H	CH ₃		H	O
2.104	CFH ₂	H	CH ₃		H	O
2.105	CFH ₂	H	CH ₃		H	O
2.106	CFH ₂	H	CH ₃		H	O
2.107	CFH ₂	H	CH ₃		H	O
2.108	CFH ₂	H	CH ₃		H	O
2.109	CFH ₂	H	CH ₃		H	O
2.110	CFH ₂	H	CH ₃		H	O
2.111	CFH ₂	H	CH ₃		H	O
2.112	CFH ₂	H	CH ₃		H	O
2.113	CFH ₂	H	CH ₃		H	O
2.114	CFH ₂	H	CH ₃		H	O
2.115	CFH ₂	H	CH ₃		H	O
2.116	CFH ₂	H	CH ₃		H	O

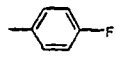
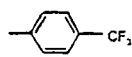
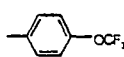
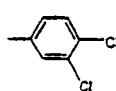
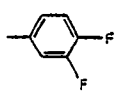


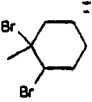



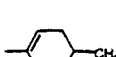
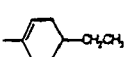

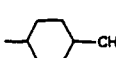
2.117	CFH ₂	H	CH ₃		H	O
2.118	CFH ₂	H	CH ₃		H	O
2.119	CFH ₂	H	CH ₃		H	O
2.120	CFH ₂	H	CH ₃		H	O
2.121	CFH ₂	H	CH ₃		H	O
2.122	CF ₂ H	H	CH ₃		H	O
2.123	CF ₂ H	H	CH ₃		H	O
2.124	CF ₂ H	H	CH ₃		H	O
2.125	CF ₂ H	H	CH ₃		H	O
2.126	CF ₂ H	H	CH ₃		H	O
2.127	CF ₂ H	H	CH ₃		H	S
2.128	CF ₂ H	H	CH ₃		H	O
2.129	CF ₂ H	H	CH ₃		H	O
2.130	CF ₂ H	H	CH ₃		H	O
2.131	CF ₂ H	H	CH ₃		H	O
2.132	CF ₂ H	H	CH ₃		H	O

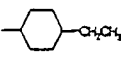
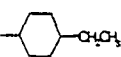

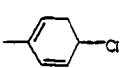








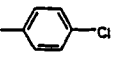
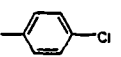
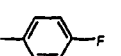
2.133	CF ₂ H	CH ₃	CH ₃		H	O
2.134	CF ₂ H	H	CH ₃		H	O
2.135	CF ₂ H	H	CH ₃		H	O
2.136	CF ₂ H	H	CH ₃		H	O
2.137	CF ₂ H	H	CH ₃		H	O
2.138	CF ₂ H	H	CH ₃		H	O
2.139	CF ₂ H	H	CH ₃		H	O
2.140	CF ₂ H	H	CH ₃		H	O
2.141	CF ₂ H	H	CH ₃		H	O
2.142	CF ₂ H	H	CH ₃		H	O
2.143	CF ₂ H	H	CH ₃		H	O
2.144	CF ₂ H	H	CH ₃		H	O
2.145	CF ₂ H	H	CH ₃		H	S
2.146	CF ₂ H	H	CH ₃		H	O
2.147	CF ₂ H	H	CH ₃		H	S

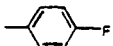
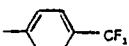
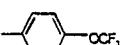
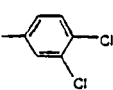
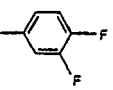

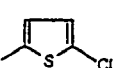








2.148	CF ₂ H	H	CH ₃		H	O
2.149	CF ₂ H	H	CH ₃		H	O
2.150	CF ₂ H	H	CH ₃		H	O
2.151	CF ₂ H	H	CH ₃		H	O
2.152	CF ₂ H ₂	H	CH ₃		H	O
2.153	CF ₂ H	H	CH ₃		H	O
2.154	CF ₂ H	H	CH ₃		H	O
2.155	CF ₂ H	H	CH ₃		H	O
2.156	CF ₂ H	H	CH ₃		H	O
2.157	CF ₂ H	H	CH ₃		H	O
2.158	CF ₂ H	H	CH ₃		H	O
2.159	CF ₂ H ₂	H	CH ₃		H	O
2.160	CF ₂ H	H	CH ₃		H	O
2.161	CF ₂ H	H	CH ₃		H	O
2.162	CF ₂ H	H	CH ₃		H	O















2.163	CF ₂ H	H	CH ₃		H	S
2.164	CF ₂ H	H	CH ₃		H	O
2.165	CF ₂ H	H	CH ₃		H	O
2.166	CF ₂ H	H	CH ₃		H	O
2.167	CF ₂ H	H	CH ₃		H	O
2.168	CF ₂ H	H	CH ₃		H	O
2.169	CF ₂ H	H	CH ₃		H	O
2.170	CF ₂ H	H	CH ₃		H	O
2.171	CF ₂ H	H	CH ₃		H	O
2.172	CF ₂ H	H	CH ₃		H	O
2.173	CF ₂ H	H	CH ₃		H	O
2.174	CF ₂ H	H	CH ₃		H	O
2.175	CF ₂ H	H	CH ₃		H	O
2.176	CF ₂ H	H	CH ₃		H	O

2.177	CF ₂ H	H	CH ₃		H	O	
2.178	CF ₂ H	H	CH ₃		H	O	
2.179	CF ₂ H	H	CH ₃		H	O	
2.180	CF ₂ H	H	CH ₃		H	O	
2.181	CF ₂ H	H	CH ₃		H	O	
2.182	CF ₂ H	H	CH ₃		H	O	
2.183	CF ₂ CF ₃	H	CH ₃		H	O	
2.184	CF ₂ CF ₃	H	CH ₃		H	S	
2.185	CF ₂ CF ₃	H	CH ₃		H	O	
2.186	CF ₂ CF ₃	H	CH ₃		H	O	
2.187	CF ₂ CF ₃	H	CH ₃		H	O	
2.188	CF ₂ CF ₃	H	CH ₃		H	O	
2.189	CF ₂ CF ₃	H	CH ₃		H	O	
2.190	CF ₂ CF ₃	H	CH ₃		H	O	145-146
2.191	CF ₂ CF ₃	H	CH ₃		H	S	
2.192	CF ₂ CF ₃	H	CH ₃		H	O	136-137

2.193	CF ₂ CF ₃	H	CH ₃		H	S
2.194	CF ₂ CF ₃	H	CH ₃		H	O
2.195	CF ₂ CF ₃	H	CH ₃		H	O
2.196	CF ₂ CF ₃	H	CH ₃		H	O
2.197	CF ₂ CF ₃	H	CH ₃		H	O
2.198	Δ	H	CH ₃		H	O
2.199	Δ	H	CH ₃		H	O
2.200	Δ	H	CH ₃		H	O
2.201	Δ	H	CH ₃		H	O
2.202	Δ	H	CH ₃		H	O
2.203	Δ	H	CH ₃		H	S
2.204	Δ	H	CH ₃		H	O
2.205	Δ	H	CH ₃		H	O
2.206	Δ	H	CH ₃		H	O
2.207	Δ	H	CH ₃		H	O

2.208	Δ	H	CH ₃		H	O
2.209	Δ	CH ₃	CH ₃		H	O
2.210	Δ	H	CH ₃		H	O
2.211	Δ	H	CH ₃		H	O
2.212	Δ	H	CH ₃		H	O
2.213	Δ	H	CH ₃		H	O
2.214	Δ	H	CH ₃		H	O
2.215	Δ	H	CH ₃		H	O
2.216	Δ	H	CH ₃		H	O
2.217	Δ	H	CH ₃		H	O
2.218	Δ	H	CH ₃		H	O
2.219	Δ	H	CH ₃		H	O
2.220	Δ	H	CH ₃		H	O
2.221	Δ	H	CH ₃		H	S
2.222	Δ	H	CH ₃		H	O

2.223	△	H	CH ₃		H	S
2.224	△	H	CH ₃		H	O
2.225	△	H	CH ₃		H	O
2.226	△	H	CH ₃		H	O
2.227	△	H	CH ₃		H	O
2.228	△	H	CH ₃		H	O
2.229	△	H	CH ₃		H	O
2.230	△	H	CH ₃		H	O
2.231	△	H	CH ₃		H	O
2.232	△	H	CH ₃		H	O
2.233	△	H	CH ₃		H	O
2.234	△	H	CH ₃		H	O
2.235	△	H	CH ₃		H	O
2.236	△	H	CH ₃		H	O
2.237	△	H	CH ₃		H	O

2.238	△	H	CH ₃		H	O
2.239	△	H	CH ₃		H	S
2.240	△	H	CH ₃		H	O
2.241	△	H	CH ₃		H	O
2.242	△	H	CH ₃		H	O
2.243	△	H	CH ₃		H	O
2.244	△	H	CH ₃		H	O
2.245	△	H	CH ₃		H	O
2.246	△	H	CH ₃		H	O
2.247	△	H	CH ₃		H	O
2.248	△	H	CH ₃		H	O
2.249	△	H	CH ₃		H	O
2.250	△	H	CH ₃		H	O
2.251	△	H	CH ₃		H	O











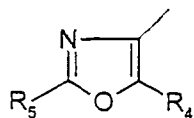
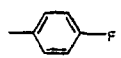
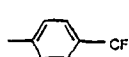
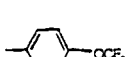
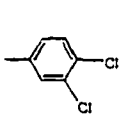
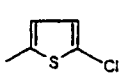
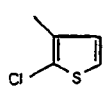




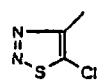



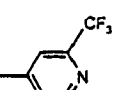






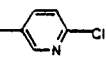









2.252	Δ	H	CH ₃		H	O
2.253	Δ	H	CH ₃		H	O
2.254	Δ	H	CH ₃		H	O
2.255	Δ	H	CH ₃		H	O
2.256	Δ	H	CH ₃		H	O
2.257	Δ	H	CH ₃		H	O
2.258	Δ	H	CH ₃		H	O
2.259	CH ₃	H	CH ₃		H	O
2.260	CH ₂ CH ₃	H	CH ₃		H	O
2.261	CH ₂ CH ₃	H	CH ₃		H	O

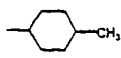




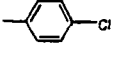
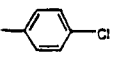
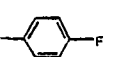
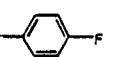
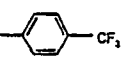
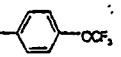
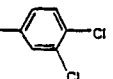



Table 3: Compounds of the formula I, wherein A = A17 =



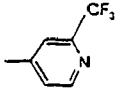






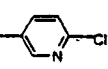






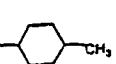
Compd. No.	R ₁	R ₂	R ₃	R ₄	R ₅	X	Phys.data [m.p.]
3.1	CH ₃	H	CH ₃		H	O	
3.2	CH ₃	H	CH ₃		H	S	
3.3	CH ₃	H	CH ₃		H	O	
3.4	CH ₃	H	CH ₃		H	O	
3.5	CH ₃	H	CH ₃		H	O	
3.6	CH ₃	H	CH ₃		H	O	
3.7	CH ₃	H	CH ₃		H	O	
3.8	CH ₃	H	CH ₃		H	O	
3.9	CH ₃	H	CH ₃		H	O	
3.10	CH ₃	H	CH ₃		H	O	
3.11	CH ₃	H	CH ₃		H	S	
3.12	CH ₃	H	CH ₃		H	O	

3.13	CH ₃	H	CH ₃		H	S
3.14	CH ₃	H	CH ₃		H	O
3.15	CH ₃	H	CH ₃		H	O
3.16	CH ₃	H	CH ₃		H	O
3.17	CH ₃	H	CH ₃		H	O
3.18	CH ₃	H	CH ₃		H	O
3.19	CH ₃	H	CH ₃		H	O
3.20	CH ₃	H	CH ₃		H	O
3.21	CH ₃	H	CH ₃		H	O
3.22	CH ₃	H	CH ₃		H	O
3.23	CH ₃	H	CH ₃		H	O
3.24	CH ₃	H	CH ₃		H	O
3.25	CH ₃	H	CH ₃		H	O
3.26	CH ₃	H	CH ₃		H	S
3.27	CH ₃	H	CH ₃		H	O
















3.28	CH ₃	H	CH ₃		H	O
3.29	CH ₃	H	CH ₃		H	O
3.30	CH ₃	H	CH ₃		H	O
3.31	CH ₃	H	CH ₃		H	O
3.32	CH ₃	H	CH ₃		H	O
3.33	CH ₃	H	CH ₃		H	O
3.34	CH ₃	H	CH ₃		H	O
3.35	CH ₃	H	CH ₃		H	O
3.36	CH ₃	H	CH ₃		H	O
3.37	CH ₃	H	CH ₃		H	O
3.38	CH ₃	H	CH ₃		H	O
3.39	CH ₃	H	CH ₃		H	O
3.40	CH ₃	H	CH ₃		H	O
3.41	Δ	H	CH ₃		H	O
3.42	Δ	H	CH ₃		H	S
3.43	Δ	H	CH ₃		H	O

3.44	Δ	H	CH ₃		H	O
3.45	Δ	H	CH ₃		H	O
3.46	Δ	H	CH ₃		H	O
3.47	Δ	H	CH ₃		H	O
3.48	Δ	H	CH ₃		H	O
3.49	Δ	H	CH ₃		H	O
3.50	Δ	H	CH ₃		H	S
3.51	Δ	H	CH ₃		H	O
3.52	Δ	H	CH ₃		H	S
3.53	Δ	H	CH ₃		H	O
3.54	Δ	H	CH ₃		H	O
3.55	Δ	H	CH ₃		H	O
3.56	Δ	H	CH ₃		H	O
3.57	Δ	H	CH ₃		H	O
3.58	Δ	H	CH ₃		H	S

-61-

3.59	\triangle	H	CH ₃		H	O
3.60	\triangle	H	CH ₃		H	O
3.61	\triangle	H	CH ₃		H	O
3.62	\triangle	H	CH ₃		H	O
3.63	\triangle	H	CH ₃		H	O
3.64	\triangle	H	CH ₃		H	O
3.65	\triangle	H	CH ₃		H	O
3.66	\triangle	H	CH ₃		H	O
3.67	\triangle	H	CH ₃		H	O
3.68	\triangle	H	CH ₃		H	O
3.69	\triangle	H	CH ₃		H	O
3.70	CF ₂ H	H	CH ₃		H	O
3.71	CF ₂ H	H	CH ₃		H	S
3.72	CF ₂ H	H	CH ₃		H	O
3.73	CF ₂ H	H	CH ₃		H	O

-62-

3.74	CF ₂ H	H	CH ₃		H	O
3.75	CF ₂ H	H	CH ₃		H	O
3.76	CF ₂ H	H	CH ₃		H	O
3.77	CF ₂ H	H	CH ₃		H	O
3.78	CF ₂ H	H	CH ₃		H	O
3.79	CF ₂ H	H	CH ₃		H	S
3.80	CF ₂ H	H	CH ₃		H	O
3.81	CF ₂ H	H	CH ₃		H	S
3.82	CF ₂ H	H	CH ₃		H	O
3.83	CF ₂ H	H	CH ₃		H	O
3.84	CF ₂ H	H	CH ₃		H	O
3.85	CF ₂ H	H	CH ₃		H	O
3.86	CF ₂ H	H	CH ₃		H	O
3.87	CF ₂ H	H	CH ₃		H	S
3.88	CF ₂ H	H	CH ₃		H	O











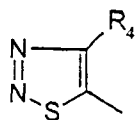
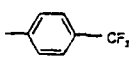
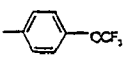
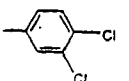
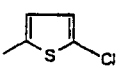
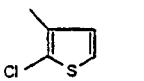
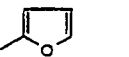
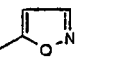
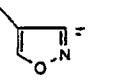
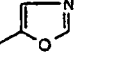
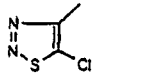
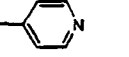
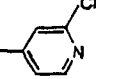
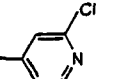
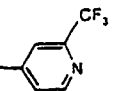
3.89	CF ₂ H	H	CH ₃		H	O
3.90	CF ₂ H	H	CH ₃		H	O
3.91	CF ₂ H	H	CH ₃		H	O
3.92	CF ₂ H	H	CH ₃		H	O
3.93	CF ₂ H	H	CH ₃		H	O
3.94	CF ₂ H	H	CH ₃		H	O
3.95	CF ₂ H	H	CH ₃		H	O
3.96	CF ₂ H	H	CH ₃		H	O
3.97	CF ₂ H	H	CH ₃		H	O
3.98	CF ₂ H	H	CH ₃		H	O







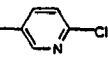





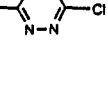



Table 4:

Compounds of the formula I, wherein A = A21 =

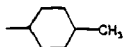




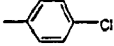
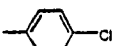
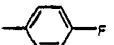
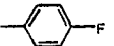
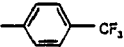
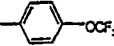
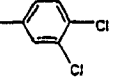





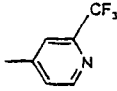






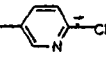






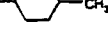
Compd. No.	R ₁	R ₂	R ₃	R ₄	X	Phys.data [m.p.]
4.1	CH ₃	H	CH ₃		O	
4.2	CH ₃	H	CH ₃		S	
4.3	CH ₃	H	CH ₃		O	
4.4	CH ₃	H	CH ₃		O	
4.5	CH ₃	H	CH ₃		O	
4.6	CH ₃	H	CH ₃		O	
4.7	CH ₃	H	CH ₃		O	
4.8	CH ₃	H	CH ₃		O	
4.9	CH ₃	H	CH ₃		O	
4.10	CH ₃	H	CH ₃		O	
4.11	CH ₃	H	CH ₃		S	
4.12	CH ₃	H	CH ₃		O	resin
4.13	CH ₃	H	CH ₃		S	
















4.14	CH ₃	H	CH ₃		O
4.15	CH ₃	H	CH ₃		O
4.16	CH ₃	H	CH ₃		O
4.17	CH ₃	H	CH ₃		O
4.18	CH ₃	H	CH ₃		O
4.19	CH ₃	H	CH ₃		O
4.20	CH ₃	H	CH ₃		O
4.21	CH ₃	H	CH ₃		O
4.22	CH ₃	H	CH ₃		O
4.23	CH ₃	H	CH ₃		O
4.24	CH ₃	H	CH ₃		O
4.25	CH ₃	H	CH ₃		O
4.26	CH ₃	H	CH ₃		S
4.27	CH ₃	H	CH ₃		O

4.28	CH ₃	H	CH ₃		O
4.29	CH ₃	H	CH ₃		O
4.30	CH ₃	H	CH ₃		O
4.31	CH ₃	H	CH ₃		O
4.32	CH ₃	H	CH ₃		O
4.33	CH ₃	H	CH ₃		O
4.34	CH ₃	H	CH ₃		O
4.35	CH ₃	H	CH ₃		O
4.36	CH ₃	H	CH ₃		O
4.37	CH ₃	H	CH ₃		O
4.38	CH ₃	H	CH ₃		O
4.39	CH ₃	H	CH ₃		O
4.40	CH ₃	H	CH ₃		O
4.41	Δ	H	CH ₃		O
4.42	Δ	H	CH ₃		S
4.43	Δ	H	CH ₃		O

-67-

4.44	Δ	H	CH ₃		O
4.45	Δ	H	CH ₃		O
4.46	Δ	H	CH ₃		O
4.47	Δ	H	CH ₃		O
4.48	Δ	H	CH ₃		O
4.49	Δ	H	CH ₃		O
4.50	Δ	H	CH ₃		S
4.51	Δ	H	CH ₃		O
4.52	Δ	H	CH ₃		S
4.53	Δ	H	CH ₃		O
4.54	Δ	H	CH ₃		O
4.55	Δ	H	CH ₃		O
4.56	Δ	H	CH ₃		O
4.57	Δ	H	CH ₃		O
4.58	Δ	H	CH ₃		S

4.59	\triangle	H	CH ₃		O
4.60	\triangle	H	CH ₃		O
4.61	\triangle	H	CH ₃		O
4.62	\triangle	H	CH ₃		O
4.63	\triangle	H	CH ₃		O
4.64	\triangle	H	CH ₃		O
4.65	\triangle	H	CH ₃		O
4.66	\triangle	H	CH ₃		O
4.67	\triangle	H	CH ₃		O
4.68	\triangle	H	CH ₃		O
4.69	\triangle	H	CH ₃		O
4.70	CF ₂ H	H	CH ₃		O
4.71	CF ₂ H	H	CH ₃		S
4.72	CF ₂ H	H	CH ₃		O
4.73	CF ₂ H	H	CH ₃		O

4.74	CF ₂ H	H	CH ₃		O
4.75	CF ₂ H	H	CH ₃		O
4.76	CF ₂ H	H	CH ₃		O
4.77	CF ₂ H	H	CH ₃		O
4.78	CF ₂ H	H	CH ₃		O
4.79	CF ₂ H	H	CH ₃		S
4.80	CF ₂ H	H	CH ₃		O
4.81	CF ₂ H	H	CH ₃		S
4.82	CF ₂ H	H	CH ₃		O
4.83	CF ₂ H	H	CH ₃		O
4.84	CF ₂ H	H	CH ₃		O
4.85	CF ₂ H	H	CH ₃		O
4.86	CF ₂ H	H	CH ₃		O
4.87	CF ₂ H	H	CH ₃		S
4.88	CF ₂ H	H	CH ₃		O

-70-











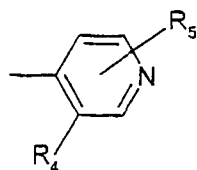
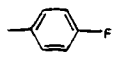
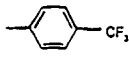
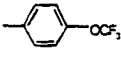
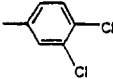
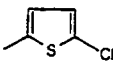










4.89	CF ₂ H	H	CH ₃		○
4.90	CF ₂ H	H	CH ₃		○
4.91	CF ₂ H	H	CH ₃		○
4.92	CF ₂ H	H	CH ₃		○
4.93	CF ₂ H	H	CH ₃		○
4.94	CF ₂ H	H	CH ₃		○
4.95	CF ₂ H	H	CH ₃		○
4.96	CF ₂ H	H	CH ₃		○
4.97	CF ₂ H	H	CH ₃		○
4.98	CF ₂ H	H	CH ₃		○







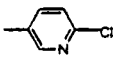





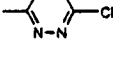



Table 5: Compounds of the formula I, wherein A = A24 =



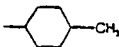




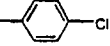
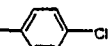
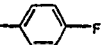
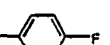
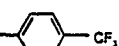
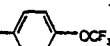
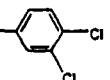



Compd. No.	R ₁	R ₂	R ₃	R ₄	R ₅	X	Phys.data [m.p.]
5.1	CH ₃	H	CH ₃		H	O	
5.2	CH ₃	H	CH ₃		H	S	
5.3	CH ₃	H	CH ₃		H	O	
5.4	CH ₃	H	CH ₃		H	O	
5.5	CH ₃	H	CH ₃		H	O	
5.6	CH ₃	H	CH ₃		H	O	
5.7	CH ₃	H	CH ₃		H	O	
5.8	CH ₃	H	CH ₃		H	O	
5.9	CH ₃	H	CH ₃		H	O	
5.10	CH ₃	H	CH ₃		H	O	
5.11	CH ₃	H	CH ₃		H	S	
5.12	CH ₃	H	CH ₃		H	O	

-72-

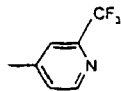
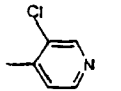
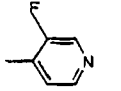
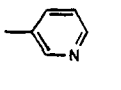
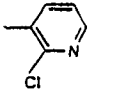
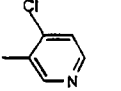
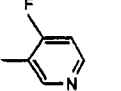
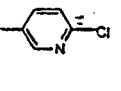
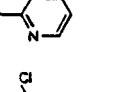
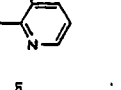
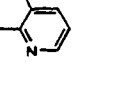
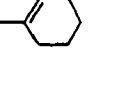
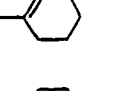
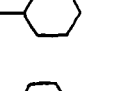
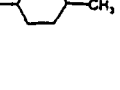
5.13	CH ₃	H	CH ₃		H	S
5.14	CH ₃	H	CH ₃		H	O
5.15	CH ₃	H	CH ₃		H	O
5.16	CH ₃	H	CH ₃		H	O
5.17	CH ₃	H	CH ₃		H	O
5.18	CH ₃	H	CH ₃		H	O
5.19	CH ₃	H	CH ₃		H	O
5.20	CH ₃	H	CH ₃		H	O
5.21	CH ₃	H	CH ₃		H	O
5.22	CH ₃	H	CH ₃		H	O
5.23	CH ₃	H	CH ₃		H	O
5.24	CH ₃	H	CH ₃		H	O
5.25	CH ₃	H	CH ₃		H	O
5.26	CH ₃	H	CH ₃		H	S
5.27	CH ₃	H	CH ₃		H	O

5.28	CH ₃	H	CH ₃		H	O
5.29	CH ₃	H	CH ₃		H	O
5.30	CH ₃	H	CH ₃		H	O
5.31	CH ₃	H	CH ₃		H	O
5.32	CH ₃	H	CH ₃		H	O
5.33	CH ₃	H	CH ₃		H	O
5.34	CH ₃	H	CH ₃		H	O
5.35	CH ₃	H	CH ₃		H	O
5.36	CH ₃	H	CH ₃		H	O
5.37	CH ₃	H	CH ₃		H	O
5.38	CH ₃	H	CH ₃		H	O
5.39	CH ₃	H	CH ₃		H	O
5.40	CH ₃	H	CH ₃		H	O
5.41	Δ	H	CH ₃		H	O
5.42	Δ	H	CH ₃		H	S
5.43	Δ	H	CH ₃		H	O
















-74-

5.44	Δ	H	CH ₃		H	O
5.45	Δ	H	CH ₃		H	O
5.46	Δ	H	CH ₃		H	O
5.47	Δ	H	CH ₃		h	O
5.48	Δ	H	CH ₃		H	O
5.49	Δ	H	CH ₃		H	O
5.50	Δ	H	CH ₃		H	S
5.51	Δ	H	CH ₃		H	O
5.52	Δ	H	CH ₃		H	S
5.53	Δ	H	CH ₃		H	O
5.54	Δ	H	CH ₃		H	O
5.55	Δ	H	CH ₃		H	O
5.56	Δ	H	CH ₃		H	O
5.57	Δ	H	CH ₃		H	O
5.58	Δ	H	CH ₃		H	S

-75-

5.59	Δ	H	CH ₃		H	O
5.60	Δ	H	CH ₃		H	O
5.61	Δ	H	CH ₃		H	O
5.62	Δ	H	CH ₃		H	O
5.63	Δ	H	CH ₃		H	O
5.64	Δ	H	CH ₃		H	O
5.65	Δ	H	CH ₃		H	O
5.66	Δ	H	CH ₃		H	O
5.67	Δ	H	CH ₃		H	O
5.68	Δ	H	CH ₃		H	O
5.69	Δ	H	CH ₃		H	O
5.70	CF ₂ H	H	CH ₃		H	O
5.71	CF ₂ H	H	CH ₃		H	S
5.72	CF ₂ H	H	CH ₃		H	O
5.73	CF ₂ H	H	CH ₃		H	O

-76-

5.74	CF ₂ H	H	CH ₃		H	O
5.75	CF ₂ H	H	CH ₃		H	O
5.76	CF ₂ H	H	CH ₃		H	O
5.77	CF ₂ H	H	CH ₃		H	O
5.78	CF ₂ H	H	CH ₃		H	O
5.79	CF ₂ H	H	CH ₃		H	S
5.80	CF ₂ H	H	CH ₃		H	O
5.81	CF ₂ H	H	CH ₃		H	S
5.82	CF ₂ H	H	CH ₃		H	O
5.83	CF ₂ H	H	CH ₃		H	O
5.84	CF ₂ H	H	CH ₃		H	O
5.85	CF ₂ H	H	CH ₃		H	O
5.86	CF ₂ H	H	CH ₃		H	O
5.87	CF ₂ H	H	CH ₃		H	S
5.88	CF ₂ H	H	CH ₃		H	O

-77-











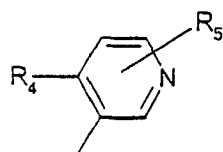
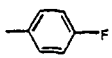
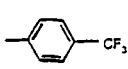
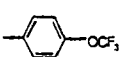
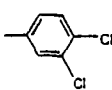
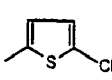









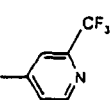
5.89	CF ₂ H	H	CH ₃		H	O
5.90	CF ₂ H	H	CH ₃		H	O
5.91	CF ₂ H	H	CH ₃		H	O
5.92	CF ₂ H	H	CH ₃		H	O
5.93	CF ₂ H	H	CH ₃		H	O
5.94	CF ₂ H	H	CH ₃		H	O
5.95	CF ₂ H	H	CH ₃		H	O
5.96	CF ₂ H	H	CH ₃		H	O
5.97	CF ₂ H	H	CH ₃		H	O
5.98	CF ₂ H	H	CH ₃		H	O

Table 6: Compounds of formula I, wherein A = A25 =

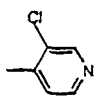
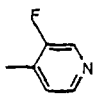

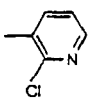
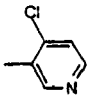
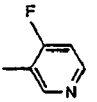
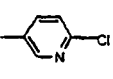


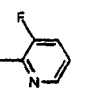
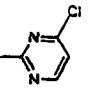

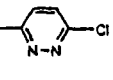





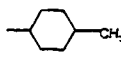




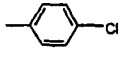
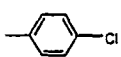
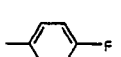
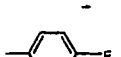
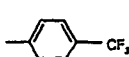
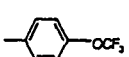
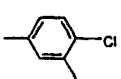

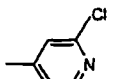
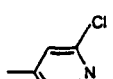
Compd. No.	R ₁	R ₂	R ₃	R ₄	R ₅	X	Phys.data [m.p.]
6.1	CH ₃	H	CH ₃		H	O	
6.2	CH ₃	H	CH ₃		H	S	
6.3	CH ₃	H	CH ₃		H	O	
6.4	CH ₃	H	CH ₃		H	O	
6.5	CH ₃	H	CH ₃		H	O	
6.6	CH ₃	H	CH ₃		H	O	
6.7	CH ₃	H	CH ₃		H	O	
6.8	CH ₃	H	CH ₃		H	O	
6.9	CH ₃	H	CH ₃		H	O	
6.10	CH ₃	H	CH ₃		H	O	203-205
6.11	CH ₃	H	CH ₃		H	S	
6.12	CH ₃	H	CH ₃		H	O	200-202

-79-

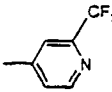
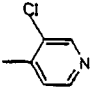
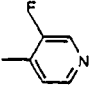
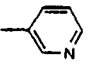
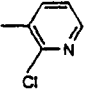
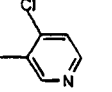
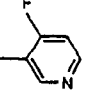
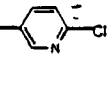
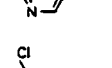
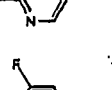
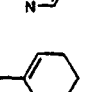
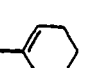
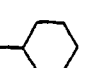
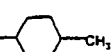

6.13	CH ₃	H	CH ₃		H	S
6.14	CH ₃	H	CH ₃		H	O
6.15	CH ₃	H	CH ₃		H	O
6.16	CH ₃	H	CH ₃		H	O
6.17	CH ₃	H	CH ₃		H	O
6.18	CH ₃	H	CH ₃		H	O
6.19	CH ₃	H	CH ₃		H	O
6.20	CH ₃	H	CH ₃		H	O
6.21	CH ₃	H	CH ₃		H	O
6.22	CH ₃	H	CH ₃		H	O
6.23	CH ₃	H	CH ₃		H	O
6.24	CH ₃	H	CH ₃		H	O
6.25	CH ₃	H	CH ₃		H	O
6.26	CH ₃	H	CH ₃		H	S
6.27	CH ₃	H	CH ₃		H	O

-80-
















6.28	CH ₃	H	CH ₃		H	O
6.29	CH ₃	H	CH ₃		H	O
6.30	CH ₃	H	CH ₃		H	O
6.31	CH ₃	H	CH ₃		H	O
6.32	CH ₃	H	CH ₃		H	O
6.33	CH ₃	H	CH ₃		H	O
6.34	CH ₃	H	CH ₃		H	O
6.35	CH ₃	H	CH ₃		H	O
6.36	CH ₃	H	CH ₃		H	O
6.37	CH ₃	H	CH ₃		H	O
6.38	CH ₃	H	CH ₃		H	O
6.39	CH ₃	H	CH ₃		H	O
6.40	CH ₃	H	CH ₃		H	O
6.41	Δ	H	CH ₃		H	O
6.42	Δ	H	CH ₃		H	S
6.43	Δ	H	CH ₃		H	O

6.44	△	H	CH ₃		H	O	
6.45	△	H	CH ₃		H	O	
6.46	△	H	CH ₃		H	O	
6.47	△	H	CH ₃		H	O	
6.48	△	H	CH ₃		H	O	
6.49	△	H	CH ₃		H	O	resin; MS, ¹ H-NMR
6.50	△	H	CH ₃		H	S	
6.51	△	H	CH ₃		H	O	resin; MS, ¹ H-NMR
6.52	△	H	CH ₃		H	S	
6.53	△	H	CH ₃		H	O	
6.54	△	H	CH ₃		H	O	
6.55	△	H	CH ₃		H	O	
6.56	△	H	CH ₃		H	O	
6.57	△	H	CH ₃		H	O	
6.58	△	H	CH ₃		H	S	

-82-

6.59	Δ	H	CH ₃		H	O
6.60	Δ	H	CH ₃		H	O
6.61	Δ	H	CH ₃		H	O
6.62	Δ	H	CH ₃		H	O
6.63	Δ	H	CH ₃		H	O
6.64	Δ	H	CH ₃		H	O
6.65	Δ	H	CH ₃		H	O
6.66	Δ	H	CH ₃		H	O
6.67	Δ	H	CH ₃		H	O
6.68	Δ	H	CH ₃		H	O
6.69	Δ	H	CH ₃		H	O
6.70	CF ₂ H	H	CH ₃		H	O
6.71	CF ₂ H	H	CH ₃		H	S
6.72	CF ₂ H	H	CH ₃		H	O
6.73	CF ₂ H	H	CH ₃		H	O

-83-

6.74	CF ₂ H	H	CH ₃		H	O
6.75	CF ₂ H	H	CH ₃		H	O
6.76	CF ₂ H	H	CH ₃		H	O
6.77	CF ₂ H	H	CH ₃		H	O
6.78	CF ₂ H	H	CH ₃		H	O
6.79	CF ₂ H	H	CH ₃		H	S
6.80	CF ₂ H	H	CH ₃		H	O
6.81	CF ₂ H	H	CH ₃		H	S
6.82	CF ₂ H	H	CH ₃		H	O
6.83	CF ₂ H	H	CH ₃		H	O
6.84	CF ₂ H	H	CH ₃		H	O
6.85	CF ₂ H	H	CH ₃		H	O
6.86	CF ₂ H	H	CH ₃		H	O
6.87	CF ₂ H	H	CH ₃		H	S
6.88	CF ₂ H	H	CH ₃		H	O

-84-











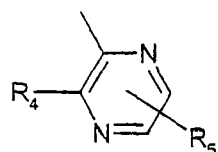
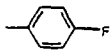
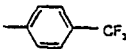
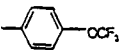
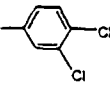
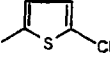




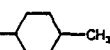





6.89	CF ₂ H	H	CH ₃		H	O
6.90	CF ₂ H	H	CH ₃		H	O
6.91	CF ₂ H	H	CH ₃		H	O
6.92	CF ₂ H	H	CH ₃		H	O
6.93	CF ₂ H	H	CH ₃		H	O
6.94	CF ₂ H	H	CH ₃		H	O
6.95	CF ₂ H	H	CH ₃		H	O
6.96	CF ₂ H	H	CH ₃		H	O
6.97	CF ₂ H	H	CH ₃		H	O
6.98	CF ₂ H	H	CH ₃		H	O

Table 7: Compounds of the formula I, wherein A = A26 =

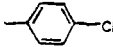
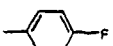
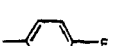






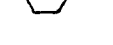







Compd. No.	R ₁	R ₂	R ₃	R ₄	R ₅	X	Phys.data [m.p.]
7.1	CH ₃	H	CH ₃		H	O	
7.2	CH ₃	H	CH ₃		H	S	
7.3	CH ₃	H	CH ₃		H	O	
7.4	CH ₃	H	CH ₃		H	O	
7.5	CH ₃	H	CH ₃		H	O	
7.6	CH ₃	H	CH ₃		H	O	
7.7	CH ₃	H	CH ₃		H	O	
7.8	CH ₃	H	CH ₃		H	O	
7.9	CH ₃	H	CH ₃		H	O	
7.10	CH ₃	H	CH ₃		H	O	
7.11	CH ₃	H	CH ₃		H	S	
7.12	CH ₃	H	CH ₃		H	O	

- 86 -

7.13	CH ₃	H	CH ₃		H	S
7.14	CH ₃	H	CH ₃		H	O
7.15	CH ₃	H	CH ₃		H	O
7.16	CH ₃	H	CH ₃		H	O
7.17	CH ₃	H	CH ₃		H	O
7.18	CH ₃	H	CH ₃		H	O
7.19	Δ	H	CH ₃		H	O
7.20	Δ	H	CH ₃		H	S
7.21	Δ	H	CH ₃		H	O
7.22	Δ	H	CH ₃		H	O
7.23	Δ	H	CH ₃		H	O
7.24	Δ	H	CH ₃		H	O
7.25	Δ	H	CH ₃		H	O
7.26	Δ	H	CH ₃		H	O
7.27	Δ	H	CH ₃		H	O

- 87 -

7.28	Δ	H	CH ₃		H	S
7.29	Δ	H	CH ₃		H	O
7.30	Δ	H	CH ₃		H	S
7.31	Δ	H	CH ₃		H	O
7.32	Δ	H	CH ₃		H	O
7.33	Δ	H	CH ₃		H	O
7.34	CF ₂ H	H	CH ₃		H	O
7.35	CF ₂ H	H	CH ₃		H	S
7.36	CF ₂ H	H	CH ₃		H	O
7.37	CF ₂ H	H	CH ₃		H	O
7.38	CF ₂ H	H	CH ₃		H	O
7.39	CF ₂ H	H	CH ₃		H	O
7.40	CF ₂ H	H	CH ₃		H	O
7.41	CF ₂ H	H	CH ₃		H	O
7.42	CF ₂ H	H	CH ₃		H	O

-88-

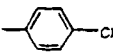
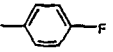
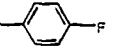
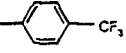
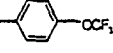
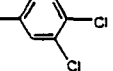
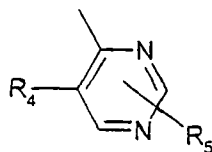
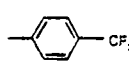
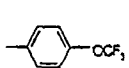
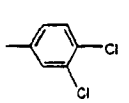
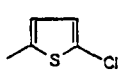
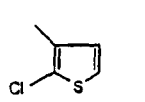
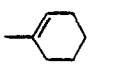
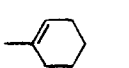
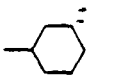
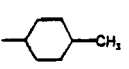
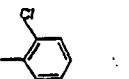
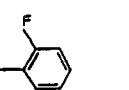
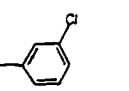
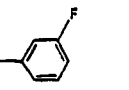
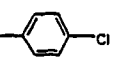
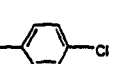
7.43	CF ₂ H	H	CH ₃		H	S
7.44	CF ₂ H	H	CH ₃		H	O
7.45	CF ₂ H	H	CH ₃		H	S
7.46	CF ₂ H	H	CH ₃		H	O
7.47	CF ₂ H	H	CH ₃		H	O
7.48	CF ₂ H	H	CH ₃		H	O

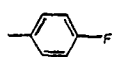
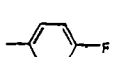
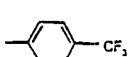
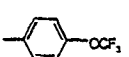
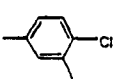



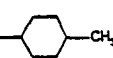




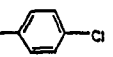
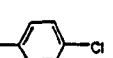
Table 8: Compounds of the formula I, wherein A = A27 =



Compd. No.	R ₁	R ₂	R ₃	R ₄	R ₅	X	Phys.data [m.p.]
8.1	CH ₃	H	CH ₃		H	O	
8.2	CH ₃	H	CH ₃		H	S	
8.3	CH ₃	H	CH ₃		H	O	
8.4	CH ₃	H	CH ₃		H	O	
8.5	CH ₃	H	CH ₃		H	O	
8.6	CH ₃	H	CH ₃		H	O	
8.7	CH ₃	H	CH ₃		H	O	
8.8	CH ₃	H	CH ₃		H	O	
8.9	CH ₃	H	CH ₃		H	O	
8.10	CH ₃	H	CH ₃		H	O	
8.11	CH ₃	H	CH ₃		H	S	
8.12	CH ₃	H	CH ₃		H	O	
8.13	CH ₃	H	CH ₃		H	S	

-90-

8.14	CH ₃	H	CH ₃		H	O
8.15	CH ₃	H	CH ₃		H	O
8.16	CH ₃	H	CH ₃		H	O
8.17	CH ₃	H	CH ₃		H	O
8.18	CH ₃	H	CH ₃		H	O
8.19	Δ	H	CH ₃		H	O
8.20	Δ	H	CH ₃		H	S
8.21	Δ	H	CH ₃		H	O
8.22	Δ	H	CH ₃		H	O
8.23	Δ	H	CH ₃		H	O
8.24	Δ	H	CH ₃		H	O
8.25	Δ	H	CH ₃		H	O
8.26	Δ	H	CH ₃		H	O
8.27	Δ	H	CH ₃		H	O
8.28	Δ	H	CH ₃		H	S

8.29	Δ	H	CH ₃		H	O
8.30	Δ	H	CH ₃		H	S
8.31	Δ	H	CH ₃		H	O
8.32	Δ	H	CH ₃		H	O
8.33	Δ	H	CH ₃		H	O
8.34	CF ₂ H	H	CH ₃		H	O
8.35	CF ₂ H	H	CH ₃		H	S
8.36	CF ₂ H	H	CH ₃		H	O
8.37	CF ₂ H	H	CH ₃		H	O
8.38	CF ₂ H	H	CH ₃		H	O
8.39	CF ₂ H	H	CH ₃		H	O
8.40	CF ₂ H	H	CH ₃		H	O
8.41	CF ₂ H	H	CH ₃		H	O
8.42	CF ₂ H	H	CH ₃		H	O
8.43	CF ₂ H	H	CH ₃		H	S

-92-

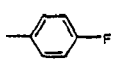
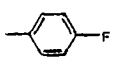
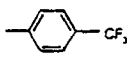
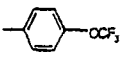
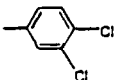
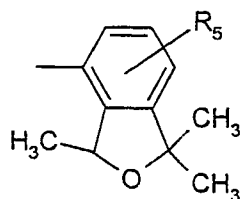
8.44	CF ₂ H	H	CH ₃		H	O
8.45	CF ₂ H	H	CH ₃		H	S
8.46	CF ₂ H	H	CH ₃		H	O
8.47	CF ₂ H	H	CH ₃		H	O
8.48	CF ₂ H	H	CH ₃		H	O

Table 9: Compounds of the formula I, wherein A = A31 =







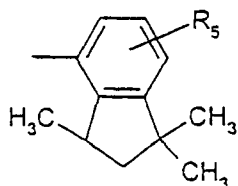
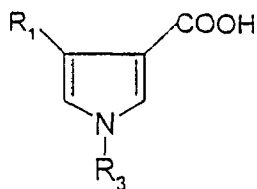
Compd. No.	R ₁	R ₂	R ₃	R ₅	X	Phys.data m.p. °C
9.1	CH ₃	H	CH ₃	H	O	resin, MS
9.2	CH ₃	H	CH ₃	H	S	
9.3	CF ₂ H	H	CH ₃	H	O	
9.4	CF ₂ H	H	CH ₃	H	S	
9.5	CFH ₂	H	CH ₃	H	O	
9.6	CFH ₂	H	CH ₃	H	S	
9.7		H	CH ₃	H	O	
9.8		H	CH ₃	H	S	
9.9		H	CH ₂ OCH ₃	H	O	
9.10		H	CH ₂ OCH ₃	H	S	
9.11	CH ₂ CH ₃	H	CH ₃	H	O	resin, MS

Table 10: Compounds of formula I, wherein A = A33 =



Compd. No.	R ₁	R ₂	R ₃	R ₅	X	Phys.data m.p.°C
10.1	CH ₃	H	CH ₃	H	O	
10.2	CH ₂ CH ₃	H	CH ₃	H	O	
10.3	CF ₂ H	H	CH ₃	H	O	
10.4	CF ₂ H	H	CH ₂ OCH ₃	H	O	
10.5	CF ₂ CF ₃	H	CH ₃	H	O	168-169

Table 11: Pyrrole carboxylic acid of the formula X

(X), wherein R₂ is hydrogen

Compd. No.	R ₁	R ₃	Phys.data m.p. °C
11.1	CH ₃	CH ₃	166-168
11.2	CH ₃	CH ₂ CH ₃	
11.3	CH ₃	CHF ₂	
11.4	CH ₃	CH ₂ OCH ₃	
11.5	CH ₃	CH ₂ OCF ₃	
11.6	CHF ₂	CH ₃	
11.7	CHF ₂	CH ₂ CH ₃	
11.8	CHF ₂	CH ₂ OCH ₃	
11.9	CH ₂ F	CH ₃	
11.10	CH ₂ F	CH ₂ CH ₃	
11.11	CH ₂ F	CH ₂ OCH ₃	
11.12	CH ₂ CH ₃	CH ₃	164-165
11.13	CH ₂ CH ₃	CH ₂ OCH ₃	
11.14	CF ₂ CF ₃	CH ₃	180-181
11.15		CH ₃	182-183
11.16		CH ₂ CH ₃	
11.17		CHF ₂	
11.18		CH ₂ OCH ₃	
11.19		CH ₂ OCF ₃	
11.20	CH ₂ CH ₃	CH ₂ CH ₃	68

- 96 -

11.21	(CH ₃) ₂ CH	CH ₃	158-159
11.22	(CH ₃) ₂ CH	CH ₂ CH ₃	99-100

Table 12: ¹H-NMR of selected compounds

Cmpd. No.	¹ H-NMR-data (ppm/multiplicity/number of H's); solvent=CDCl ₃
1.5	1.60-1.85/m/4H; 2.15-2.30/m/4H; 3.62/s/3H; 5.80/m/1H; 6.39/m/1H; 6.95-7.15/m/3H; 7.20-7.30/m/1H; 7.94/s/1H; 8.46/d/1H
1.206	0.68-0.74/m/2H; 0.91-0.98/m/2H; 1.29-1.94/m/11H; 2.72/m/1H; 3.55/s/3H; 6.35/m/1H; 7.13-7.34/m/4H; 7.75/m/1H; 8.19/s/1H(NH)
1.220	0.22-0.29/m/4H; 1.20/m/1H; 3.57/s/3H; 6.22/m/1H; 7.10-7.28/m/4H; 7.32-7.45/m/4H; 8.15/s/1H; 8.35/d/1H
6.49	0.29/m/4H; 1.23/m/1H; 3.58/s/3H; 6.24/m/1H; 6.98-7.50/m/5H; 8.06/d/1H; 8.15/m/2H(NH+1 pyridin-H); 8.42/d/1H
6.51	0.27/m/4H; 1.25/m/1H; 3.59/s/3H; 6.23/m/1H; 6.99-7.48/m/7H; 8.15/s/1H; 8.42/d/1H;

Formulation Examples for compounds of formula I

Working procedures for preparing formulations of the compounds of formula I such as Emulsifiable concentrates, Solutions, Granulates, Dusts and Wettable powders are described in WO 97/33890.

Biological Examples: Fungicidal actions

Example B-1: Action against *Puccinia recondita* / wheat (Brownrust on wheat)

1 week old wheat plants cv. Arina are treated with the formulated test compound (0.02% active ingredient) in a spray chamber. One day after application wheat plants are inoculated by spraying a spore suspension (1×10^5 uredospores/ml) on the test plants. After an incubation period of 2 days at 20° C and 95% r. h. plants are kept in a greenhouse for 8 days at 20° C and 60% r.h. The disease incidence is assessed 10 days after inoculation. Compounds of Tables 1 to 10 show good activity in these tests. The compounds 1.5, 1.9, 1.23, 1.25, 1.46, 1.144, 1.153, 1.183, 1.187, 1.190, 1.192, 1.206, 1.244, 1.260, 1.261, 1.265, 1.266, 1.268, 1.269, 1.271, 1.272, 2.23, 2.190, 2.192, 4.12, 6.10, 6.12, 6.49, 6.51 and 10.5 exhibit strong efficacy (< 20% infestation).

Example B-2: Action against *Podosphaera leucotricha* / apple (Powdery mildew on apple)

5 week old apple seedlings cv. McIntosh are treated with the formulated test compound (0.002% active ingredient) in a spray chamber. One day after application apple plants are inoculated by shaking plants infected with apple powdery mildew above the test plants. After an incubation period of 12 days at 22° C and 60% r. h. under a light regime of 14/10 h (light/dark) the disease incidence is assessed.

Compounds of Tables 1 to 10 show good activity in this test. The compounds 1.5, 1.9, 1.23, 1.25, 1.46, 1.144, 1.153, 1.183, 1.187, 1.190, 1.192, 1.206, 1.244, 1.260, 1.261, 1.265, 1.266, 1.268, 1.269, 1.271, 1.272, 2.23, 2.190, 2.192, 4.12, 6.10, 6.12, 6.49, 6.51 and 10.5 exhibit strong efficacy.

Example B-3: Action against *Venturia inaequalis* / apple (Scab on apple)

4 week old apple seedlings cv. McIntosh are treated with the formulated test compound (0.02% active ingredient) in a spray chamber. One day after application apple plants are

inoculated by spraying a spore suspension (4×10^5 conidia/ml) on the test plants. After an incubation period of 4 days at 21° C and 95% r. h. the plants are placed for 4 days at 21° C and 60% r. h. in a greenhouse. After another 4 day incubation period at 21° C and 95% r. h. the disease incidence is assessed.

Compounds of Tables 1 to 10 show good activity in this test. The compounds 1.5, 1.9, 1.23, 1.25, 1.46, 1.144, 1.153, 1.183, 1.187, 1.190, 1.192, 1.206, 1.244, 1,260, 1.261, 1.265, 1.266, 1.268, 1.269, 1.271, 1.272, 2.23, 2.190, 2.192, 4.12, 6.10, 6.12, 6.49, 6.51 and 10.5 exhibit strong efficacy.

Example B-4: Action against *Erysiphe graminis* / barley (Powdery mildew on barley)

1 week old barley plants cv. Express are treated with the formulated test compound (0.02% active ingredient) in a spray chamber. One day after application barley plants are inoculated by shaking powdery mildew infected plants above the test plants. After an incubation period of 6 days at 20° C / 18° C (day/night) and 60% r. h. in a greenhouse the disease incidence is assessed.

Compounds of Tables 1 to 10 show good activity in this test. The compounds 1.5, 1.9, 1.23, 1.25, 1.46, 1.144, 1.153, 1.183, 1.187, 1.190, 1.192, 1.206, 1.244, 1,260, 1.261, 1.265, 1.266, 1.268, 1.269, 1.271, 1.272, 2.23, 2.190, 2.192, 4.12, 6.10, 6.12, 6.49, 6.51 and 10.5 exhibit strong efficacy.

Example B-5: Action against *Botrytis cinerea* / apple (Botrytis on apple fruits)

In an apple fruit cv. Golden Delicious 3 holes are drilled and each filled with 30µl droplets of the formulated test compound (0.002% active ingredient). Two hours after application 50µl of a spore suspension of *B. cinerea* (4×10^5 conidia/ml) are pipetted on the application sites. After an incubation period of 7 days at 22° C in a growth chamber the disease incidence is assessed.

Compounds of Tables 1 to 10 show good activity in this test. The compounds 1.5, 1.9, 1.23, 1.25, 1.46, 1.144, 1.153, 1.183, 1.187, 1.190, 1.192, 1.206, 1.244, 1,260, 1.261, 1.265, 1.266, 1.268, 1.269, 1.271, 1.272, 2.23, 2.190, 2.192, 4.12, 6.10, 6.12, 6.49, 6.51 and 10.5 exhibit strong efficacy.

Example B-6: Action against *Botrytis cinerea* / grape (Botrytis on grapes)

5 week old grape seedlings cv. Gutedel are treated with the formulated test compound (0.002% active ingredient) in a spray chamber. Two days after application grape plants are inoculated by spraying a spore suspension (1×10^6 conidia/ml) on the test plants. After an incubation period of 4 days at 21° C and 95% r. h. in a greenhouse the disease incidence is assessed.

Compounds of Tables 1 to 10 show good activity in this test. The compounds 1.5, 1.9, 1.23, 1.25, 1.46, 1.144, 1.153, 1.183, 1.187, 1.190, 1.192, 1.206, 1.244, 1.260, 1.261, 1.265, 1.266, 1.268, 1.269, 1.271, 1.272, 2.23, 2.190, 2.192, 4.12, 6.10, 6.12, 6.49, 6.51 and 10.5 exhibit strong efficacy.

Example B-7: Action against *Botrytis cinerea* / tomato (Botrytis on tomatoes)

4 week old tomato plants cv. Roter Gnom are treated with the formulated test compound (0.002% active ingredient) in a spray chamber. Two days after application tomato plants are inoculated by spraying a spore suspension (1×10^5 conidia/ml) on the test plants. After an incubation period of 4 days at 20° C and 95% r. h. in a growth chamber the disease incidence is assessed.

Compounds of Tables 1 to 10 show good activity in this test. The compounds 1.5, 1.9, 1.23, 1.25, 1.46, 1.144, 1.153, 1.183, 1.187, 1.190, 1.192, 1.206, 1.244, 1.260, 1.261, 1.265, 1.266, 1.268, 1.269, 1.271, 1.272, 2.23, 2.190, 2.192, 4.12, 6.10, 6.12, 6.49, 6.51 and 10.5 exhibit strong efficacy.

Example B-8: Action against *Pyrenophora teres* / barley (Net blotch on barley)

1 week old barley plants cv. Express are treated with the formulated test compound (0.002% active ingredient) in a spray chamber. Two days after application barley plants are inoculated by spraying a spore suspension (3×10^4 conidia/ml) on the test plants. After an incubation period of 2 days at 20° C and 95% r. h. plants are kept for 2 days at 20° C and 60% r.h. in a greenhouse. The disease incidence is assessed 4 days after inoculation.

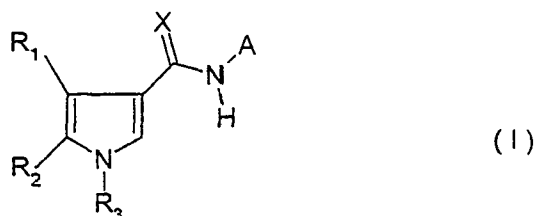
Compounds of Tables 1 to 10 show good activity in this test. The compounds 1.5, 1.9, 1.23, 1.25, 1.46, 1.144, 1.153, 1.183, 1.187, 1.190, 1.192, 1.206, 1.244, 1.260, 1.261, 1.265, 1.266, 1.268, 1.269, 1.271, 1.272, 2.23, 2.190, 2.192, 4.12, 6.10, 6.12, 6.49, 6.51 and 10.5 exhibit strong efficacy.

Example B-9: Action against *Septoria nodorum* / wheat (Septoria leaf spot on wheat)

1 week old wheat plants cv. Arina are treated with the formulated test compound (0.02% active ingredient) in a spray chamber. One day after application wheat plants are inoculated by spraying a spore suspension (5×10^5 conidia/ml) on the test plants. After an incubation period of 1 day at 20° C and 95% r. h. plants are kept for 10 days at 20° C and 60% r.h. in a greenhouse. The disease incidence is assessed 11 days after inoculation. Compounds of Tables 1 to 10 show good activity in this test. The compounds 1.5, 1.9, 1.23, 1.25, 1.46, 1.144, 1.153, 1.183, 1.187, 1.190, 1.192, 1.206, 1.244, 1,260, 1.261, 1.265, 1.266, 1.268, 1.269, 1.271, 1.272, 2.23, 2.190, 2.192, 4.12, 6.10, 6.12, 6.49, 6.51 and 10.5 exhibit strong efficacy.

What is claimed is

1. A pyrrolicarboxamide or pyrrolethioamide of the formula I



wherein

X is oxygen or sulfur;

R₁ is C₁-C₄alkyl unsubstituted or substituted, with the exception of CF₃; C₃-C₆cycloalkyl unsubstituted or substituted; or halogen;

R₂ is hydrogen, C₁-C₄alkyl unsubstituted or substituted, C₁-C₄alkoxy unsubstituted or substituted, cyano or halogen;

R₃ is C₁-C₄alkyl unsubstituted or substituted; and

A is orthosubstituted aryl; orthosubstituted heteroaryl; bicycloaryl unsubstituted or substituted; or bicycloheteroaryl unsubstituted or substituted.

2. A compound of formula I according to claim 1, wherein

R₁ is C₁-C₄alkyl; C₁-C₄haloalkyl; C₁-C₄alkoxy-C₁-C₄alkyl; C₁-C₄haloalkoxy-C₁-C₄alkyl;

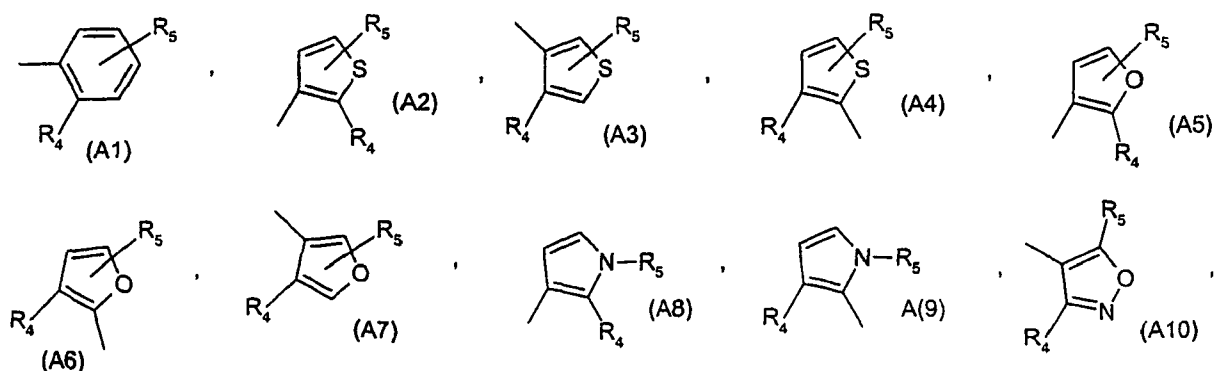
C₃-C₆cycloalkyl unsubstituted or substituted by C₁-C₄alkyl, C₁-C₄haloalkyl, C₁-C₄alkoxy, C₁-C₄haloalkoxy, C₁-C₄alkoxy-C₁-C₄alkyl, C₁-C₄haloalkoxy-C₁-C₄alkyl or halogen; or halogen;

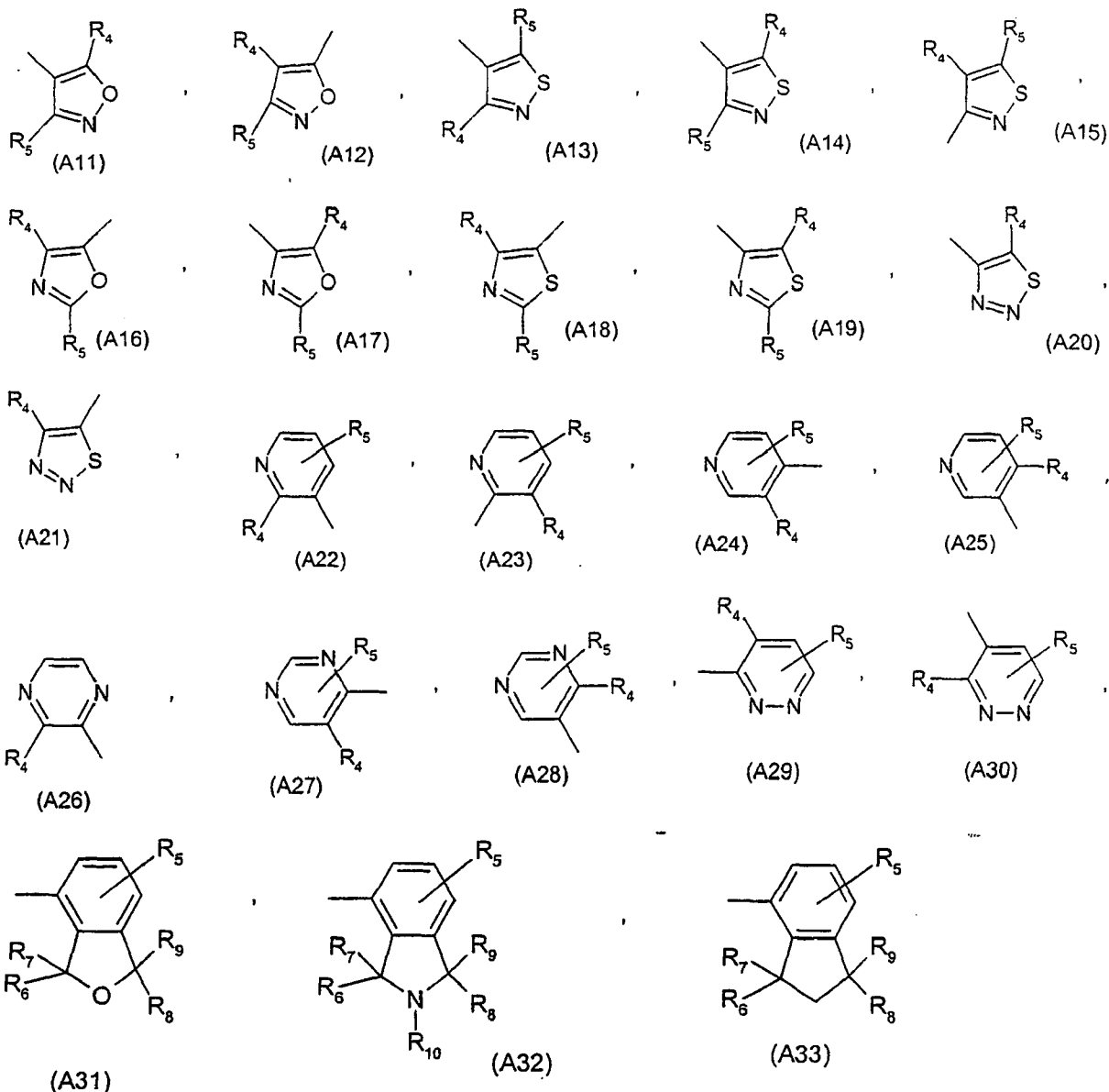
R₂ is hydrogen, C₁-C₄alkyl, C₁-C₄haloalkyl, C₁-C₄alkoxy, C₁-C₄haloalkoxy,

C₁-C₄alkoxy-C₁-C₄alkyl, C₁-C₄haloalkoxy-C₁-C₄alkyl, cyano or halogen;

R₃ is C₁-C₄alkyl, C₁-C₄haloalkyl, C₁-C₄alkoxy-C₁-C₄alkyl or C₁-C₄haloalkoxy-C₁-C₄alkyl;

A is a group





and

R₄ is C₃-C₇cycloalkyl, C₄-C₇cycloalkenyl, C₅-C₇cycloalkadienyl wherein the cycloalkyl group can be mono- to pentasubstituted by halogen, hydroxy, C₁-C₄alkyl, C₁-C₄alkoxy, C₁-C₄haloalkoxy, C₂-C₄alkenyl, C₂-C₅alkynyl, C₁-C₄haloalkyl; phenyl unsubstituted or substituted by halogen, nitro, cyano, CHO, C₁-C₄alkyl, C₁-C₄alkoxy, C₁-C₄haloalkoxy, C₂-C₅alkenyl, C₂-C₅alkynyl, C₁-C₄haloalkyl, COOC₁-C₄alkyl, C₁-C₄alkoxy-C₁-C₄alkyl, C₁-C₄alkyl-C₁-C₄alkoxy, C₁-C₄haloalkoxy-C₁-C₄alkyl, C₁-C₄haloalkyl-C₁-C₄alkoxy; thienyl, furyl, pyrrolyl, pyrazolyl, oxazolyl, thiazolyl, isoxazolyl, isothiazolyl, thiadiazolyl, imidazolyl, triazinyl, pyridyl, pyrazinyl, pyridazinyl or pyrimidinyl which are unsubstituted or substituted by

halogen, C₁-C₆haloalkyl, C₁-C₆alkyl, C₂-C₅alkenyl, C₂-C₅alkynyl nitro, cyano, hydroxy, CHO, C₁-C₆alkoxy, COOC₁-C₆alkyl, C₁-C₄alkoxy-C₁-C₄alkyl, C₁-C₄haloalkoxy-C₁-C₄alkyl or C₁-C₆haloalkoxy;

R₅ is hydrogen, cyano, nitro, halogen, C₁-C₄haloalkyl, C₁-C₄alkyl, C₁-C₄alkoxy-C₁-C₄alkyl, C₁-C₄haloalkoxy-C₁-C₄alkyl, C₁-C₄alkoxy or C₁-C₄haloalkoxy;

R₆, R₇, R₈, R₉ and R₁₀ are identical or different and are each independently of the others hydrogen, halogen, C₁-C₄haloalkyl, C₁-C₄alkyl, C₂-C₅alkenyl, C₂-C₅alkynyl, C₁-C₄alkoxy, C₁-C₄alkoxy-C₁-C₄alkyl, C₁-C₆haloalkoxy-C₁-C₄alkyl, C₁-C₄haloalkoxy or C₃-C₇cycloalkyl.

3. A compound of formula I according to claim 2, wherein X is oxygen.

4. A compound of formula I according to claim 2, wherein X is sulfur.

5. A compound of formula I according to claim 3, wherein

R₁ is C₁-C₃alkyl; C₁-C₃haloalkyl; C₃-C₆cycloalkyl unsubstituted or substituted by C₁-C₃alkyl, C₁-C₃haloalkyl or halogen;

R₂ is hydrogen, C₁-C₄alkyl or C₁-C₄haloalkyl;

R₃ is C₁-C₄alkyl, C₁-C₃haloalkyl or C₁-C₃alkoxy-C₁-C₃alkyl;

A is A1, A2, A3, A5, A8, A10, A13, A14, A17, A18, A20, A21, A22, A24, A25, A26, A27, A29, A31 or A32;

R₄ is C₅-C₇cycloalkyl, unsubstituted or mono- to trisubstituted by halogen, hydroxy, C₂-C₄alkenyl, C₂-C₄alkynyl, C₁-C₄alkyl, C₁-C₄haloalkyl, C₁-C₄haloalkoxy or C₁-C₄alkoxy; C₅-C₇cycloalkenyl, unsubstituted or mono- to trisubstituted by halogen, hydroxy, C₂-C₄alkenyl, C₂-C₄alkynyl, C₁-C₄alkyl, C₁-C₄haloalkyl, C₁-C₄haloalkoxy or C₁-C₄alkoxy; C₅-C₇cyclodialkenyl, unsubstituted or mono- to disubstituted by halogen, hydroxy, C₂-C₄alkenyl, C₂-C₄alkynyl, C₁-C₄alkyl, C₁-C₄haloalkyl, C₁-C₄haloalkoxy or C₁-C₄alkoxy; thienyl, furyl, isoxazolyl, oxazolyl, thiadiazolyl, triazinyl, pyridyl, pyrimidinyl, pyrazinyl or pyridazinyl, which are unsubstituted or substituted by halogen, hydroxy, C₁-C₄alkyl, C₁-C₄haloalkyl, C₁-C₄alkoxy or C₁-C₄haloalkoxy; phenyl which is unsubstituted or substituted by halogen, C₁-C₄alkyl, C₁-C₄alkoxy, C₁-C₄haloalkyl or C₁-C₄haloalkoxy;

R₅ is hydrogen, halogen, C₁-C₄alkyl, C₁-C₄alkoxy, C₁-C₄haloalkyl or C₁-C₄haloalkoxy; and

R₆, R₇, R₈, R₉ and R₁₀ are identical or different and are each independently of the others hydrogen, C₁-C₄alkyl, C₁-C₄alkoxy, C₁-C₄haloalkyl or C₁-C₄haloalkoxy.

6. A compound of formula I according to claim 5, wherein

A is A1, A2, A3, A17, A20, A21, A24, A25, A26, A27 or A31;

R₁ is C₁-C₂alkyl, C₁-C₃haloalkyl or cyclopropyl;

R₂ is hydrogen or C₁-C₃alkyl;

R₃ is C₁-C₃alkyl or C₁-C₃alkoxy-C₁-C₃alkyl;

R₄ is cyclohexyl, cyclohexenyl or cyclohexadienyl, which are unsubstituted or mono- to disubstituted by chloro, bromo, C₁-C₂alkyl, C₁-C₂haloalkyl or C₁-C₂haloalkoxy; thienyl, furyl, triazinyl, pyridyl, pyrazinyl, pyridazinyl or pyrimidinyl which are unsubstituted or substituted by halogen, C₁-C₄alkyl, C₁-C₄haloalkyl or C₁-C₄haloalkoxy;

R₅ is hydrogen, halogen, C₁-C₃alkyl, C₁-C₃haloalkyl, C₁-C₃alkoxy or C₁-C₃haloalkoxy; and

R₆, R₇, R₈, R₉ and R₁₀ are identical or different and are each independently of the others hydrogen or C₁-C₃alkyl.

7. A compound of formula I according to claim 6, wherein

R₁ is methyl, ethyl, CFH₂ or CF₂H;

R₂ is hydrogen;

R₃ is methyl or CH₂OCH₃;

A is A31 or A33; and

R₄ is halophenyl, C₅-C₇cycloalkyl or halothieryl.

8. A compound of formula I according to claim 4, wherein

R₁ is C₁-C₃alkyl; C₁-C₃haloalkyl; C₃-C₆cycloalkyl unsubstituted or substituted by C₁-C₃alkyl, C₁-C₃haloalkyl or halogen;

R₂ is hydrogen, C₁-C₄alkyl or C₁-C₄haloalkyl;

R₃ is C₁-C₄alkyl, C₁-C₃haloalkyl or C₁-C₃alkoxy-C₁-C₃alkyl;

A is A1, A2, A3, A5, A8, A10, A13, A14, A17, A18, A20, A21, A22, A24, A25, A26, A27, A29, A31 or A32;

R₄ is C₅-C₇cycloalkyl, unsubstituted or mono- to trisubstituted by halogen, hydroxy, C₂-C₄alkenyl, C₂-C₄alkynyl, C₁-C₄alkyl, C₁-C₄haloalkyl, C₁-C₄haloalkoxy or C₁-C₄alkoxy;

C₅-C₇cycloalkenyl, unsubstituted or mono- to trisubstituted by halogen, hydroxy, C₂-C₄alkenyl, C₂-C₄alkynyl, C₁-C₄alkyl, C₁-C₄haloalkoxy, C₁-C₄haloalkoxy or C₁-C₄alkoxy;
C₅-C₇cycloalkenyl, unsubstituted or mono- to disubstituted by halogen, hydroxy, C₂-C₄alkenyl, C₂-C₄alkynyl, C₁-C₄alkyl, C₁-C₄haloalkyl, C₁-C₄haloalkoxy or C₁-C₄alkoxy;
thienyl, furyl, isoxazolyl, oxazolyl, thiadiazolyl, triazinyl, pyridyl, pyrimidinyl, pyrazinyl or pyridazinyl, which are unsubstituted or substituted by halogen, hydroxy, C₁-C₄alkyl, C₁-C₄haloalkyl, C₁-C₄alkoxy or C₁-C₄haloalkoxy; phenyl which is unsubstituted or substituted by halogen, C₁-C₄alkyl, C₁-C₄alkoxy, C₁-C₄haloalkyl or C₁-C₄haloalkoxy;
R₅ is hydrogen, halogen, C₁-C₄alkyl, C₁-C₄alkoxy, C₁-C₄haloalkyl or C₁-C₄haloalkoxy; and R₆, R₇, R₈, R₉ and R₁₀ are identical or different and are each independently of the others hydrogen, C₁-C₄alkyl, C₁-C₄alkoxy, C₁-C₄haloalkyl or C₁-C₄haloalkoxy.

9. A compound of formula I according to claim 8, wherein

A is A1, A2, A3, A17, A20, A21, A24, A25, A26, A27 or A31;

R₁ is C₁-C₂alkyl, C₁-C₃haloalkyl or cyclopropyl;

R₂ is hydrogen or C₁-C₃alkyl;

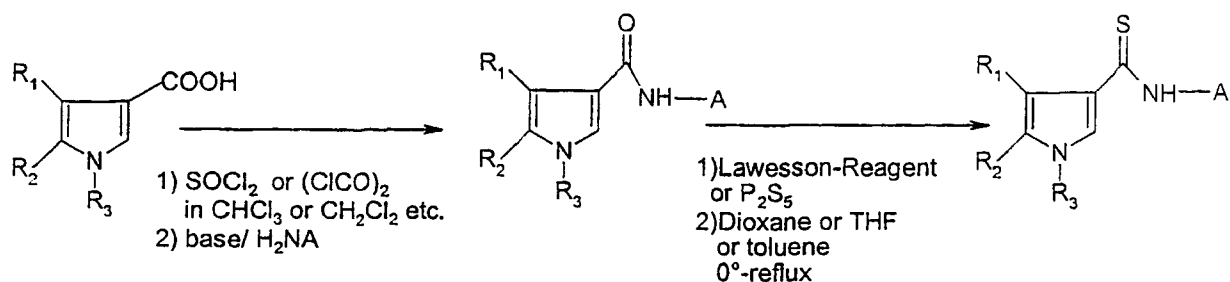
R₃ is C₁-C₃alkyl or C₁-C₃alkoxy-C₁-C₃alkyl;

R₄ is cyclohexyl, cyclohexenyl or cyclohexadienyl, which are unsubstituted or mono- to disubstituted by chloro, bromo, C₁-C₂alkyl, C₁-C₂haloalkyl or C₁-C₂haloalkoxy; thienyl, furyl, triazinyl, pyridyl, pyrazinyl, pyridazinyl or pyrimidinyl which are unsubstituted or substituted by halogen, C₁-C₄alkyl, C₁-C₄haloalkyl or C₁-C₄haloalkoxy;

R₅ is hydrogen, halogen, C₁-C₃alkyl, C₁-C₃haloalkyl, C₁-C₃alkoxy or C₁-C₃haloalkoxy; and

R₆, R₇, R₈, R₉ and R₁₀ are identical or different and are each independently of the others hydrogen or C₁-C₃alkyl.

10. A process for the preparation of compounds of formula I which comprises reacting the starting materials according to the scheme



Base = NEt_3 , Hünig-base, Na_2CO_3 , K_2CO_3 and others

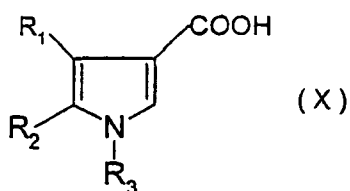
wherein A, R_1 , R_2 and R_3 are as defined for formula I in claim 1.

11. A composition for controlling microorganisms and preventing attack and infestation of plants therewith, wherein the active ingredient is a compound as claimed in claim 1 together with a suitable carrier.

12. Use of a compound of formula I according to claim 1 for protecting plants against infestation by phytopathogenic microorganisms.

13. A method of controlling or preventing infestation of cultivated plants by phytopathogenic microorganisms by application of a compound of formula I as claimed in claim 1 to plants, to parts thereof or the locus thereof.

14. A pyrrole carboxylic acid of formula X



wherein R_1 , R_2 and R_3 are as defined for formula I in claim 2.