



US00D716797S

(12) **United States Design Patent**
Lai

(10) **Patent No.:** **US D716,797 S**

(45) **Date of Patent:** **** Nov. 4, 2014**

- (54) **TABLET PERSONAL COMPUTER**
- (71) Applicant: **Hon Hai Precision Industry Co., Ltd.**,
New Taipei (TW)
- (72) Inventor: **Yi-Chun Lai**, New Taipei (TW)
- (73) Assignee: **Hon Hai Precision Industry Co., Ltd.**,
New Taipei (TW)
- (**) Term: **14 Years**

D607,854 S *	1/2010	Sagawa	D14/126
D636,769 S *	4/2011	Wood et al.	D14/341
D667,398 S *	9/2012	Koh	D14/341
D681,583 S *	5/2013	Park	D14/138 G
D684,554 S *	6/2013	Park et al.	
D684,968 S *	6/2013	Smith et al.	D14/341
D688,661 S *	8/2013	Ho et al.	D14/341
D695,249 S *	12/2013	Kim et al.	D14/138 G
D695,737 S *	12/2013	Kim et al.	D14/341
D698,780 S *	2/2014	Lee	D14/341
D698,787 S *	2/2014	Kim	D14/341

- (21) Appl. No.: **29/460,514**
- (22) Filed: **Jul. 11, 2013**

FOREIGN PATENT DOCUMENTS

TW D158060 12/2013

* cited by examiner

- (30) **Foreign Application Priority Data**
Jun. 28, 2013 (TW) 102304502 A

Primary Examiner — Barbara Fox
(74) *Attorney, Agent, or Firm* — Novak Druce Connolly
Bove + Quigg LLP

- (51) **LOC (10) Cl.** **14-02**
- (52) **U.S. Cl.**
USPC **D14/341**

(57) **CLAIM**
The ornamental design for a tablet personal computer, as shown and described.


- (58) **Field of Classification Search**
USPC D14/341–347, 137, 138 R, 138 AA,
D14/138 C, 138 G, 496, 203.1, 203.3, 203.4,
D14/203.7, 129, 130, 147, 218, 248, 389,
D14/388, 426, 420; D10/65, 104.1;
D18/6–7; D21/324, 329, 330;
455/556.1, 556.2, 566, 575.1, 90.3;
379/433.04, 433.01, 433.06, 916;
345/173, 901, 905; 361/679.26, 679.3,
361/679.55, 679.56
See application file for complete search history.

DESCRIPTION

FIG. 1 is a perspective view of a tablet personal computer showing our design;
FIG. 2 is a front elevational view thereof;
FIG. 3 is a rear elevational view thereof;
FIG. 4 is a left side elevational view thereof;
FIG. 5 is a right side elevational view thereof;
FIG. 6 is a top plan view thereof; and,
FIG. 7 is a bottom plan view thereof.
The broken lines shown in the drawings represent portions of the tablet personal computer which form no part of the claimed design.

- (56) **References Cited**
U.S. PATENT DOCUMENTS
D554,640 S * 11/2007 Ponnert et al. D14/388
D598,426 S * 8/2009 Kim et al. D14/203.7
D600,690 S * 9/2009 Miyaji

1 Claim, 7 Drawing Sheets






FIG. 1




FIG. 2

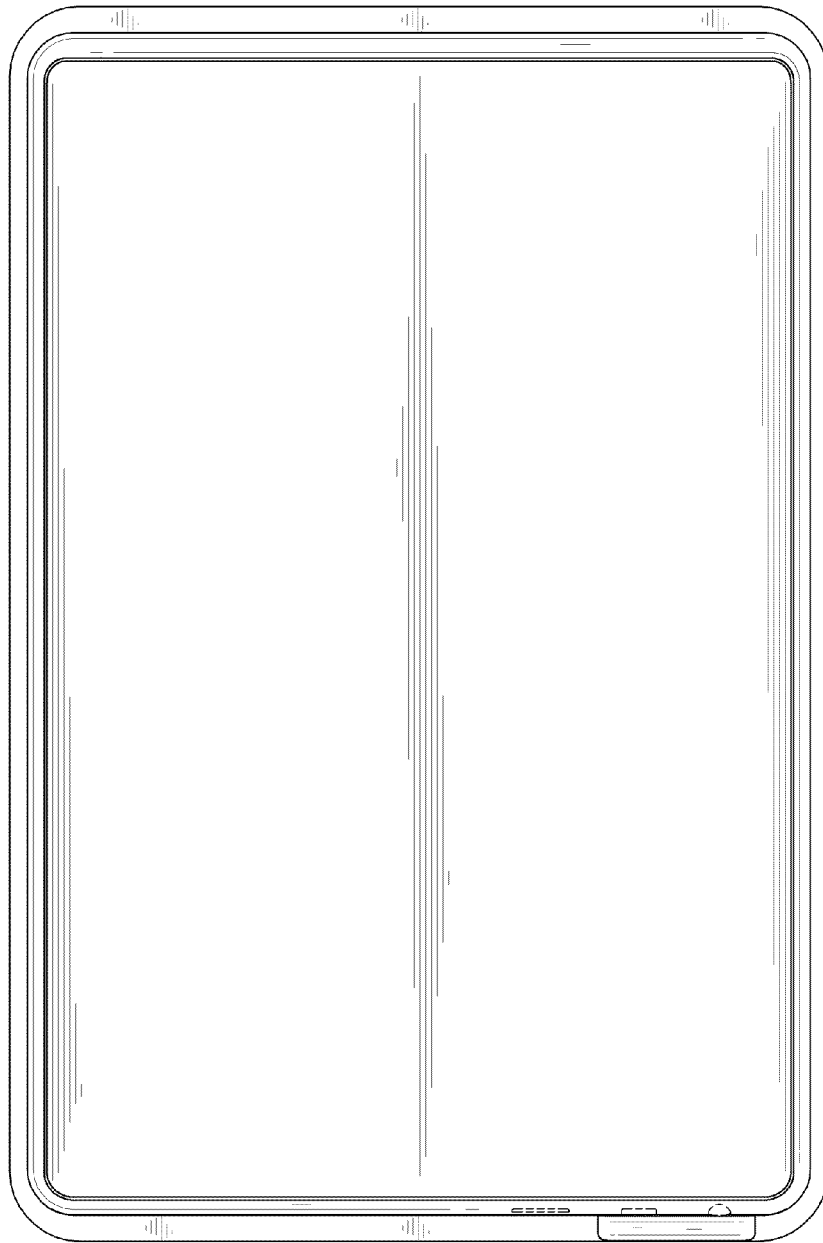


FIG. 3



FIG. 4



FIG. 5



FIG. 6



FIG. 7