

Oct. 25, 1955

J. A. MARISON

2,721,402

HEEL SEAT INSERT

Filed Dec. 16, 1954

Fig. 1.

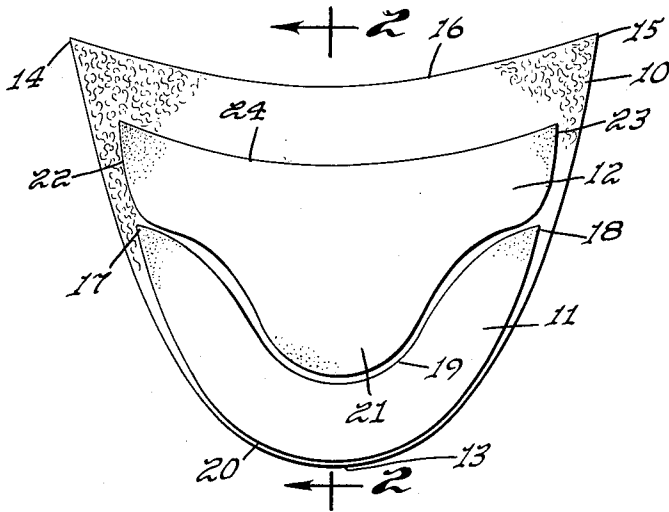


Fig. 2.

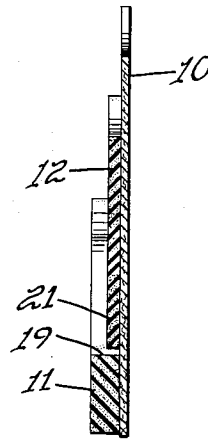


Fig. 3.

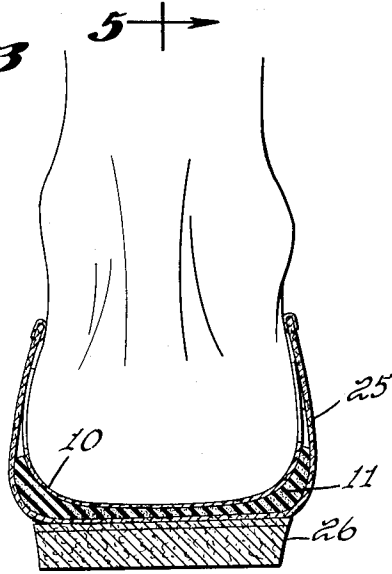


Fig. 4.


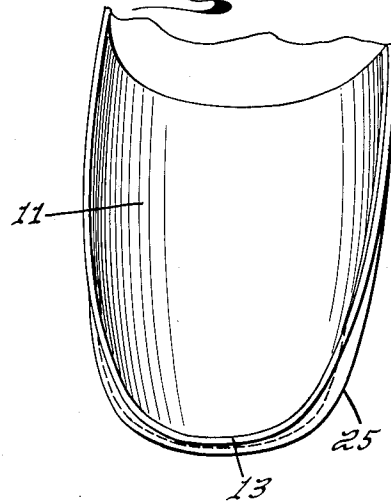


Fig. 5.

INVENTOR.

John A. Marison

BY *Victor J. Evans & Co.*

ATTORNEYS

1

2,721,402

HEEL SEAT INSERT

John A. Marison, San Jose, Calif.

Application December 16, 1954, Serial No. 475,755

4 Claims. (Cl. 36—37)

This invention relates to inserts, such as insoles of shoes, and in particular, an insert adapted to be freely positioned in the heel of a shoe with a cover of leather or the like, a substantially crescent shaped pad of resilient material, such as sponge rubber, positioned around the periphery of a heel and an intermediate pad, the thickness of which is less than that of the peripheral pad positioned in the center and adapted to form a seat for the heel, the said intermediate and peripheral pads being secured to the under surface of the cover.

The purpose of this invention is to provide means to compensate for the substantially open areas around a heel of a foot and positioned between the heel and inner surface of a shoe.

The average conventional shoe does not provide a perfect fit at the heel as the cross section of the heel of a foot is substantially semi-circular with the low part at the center and the meeting surface of a heel of a shoe with the heel of a foot is comparatively flat. This leaves an open area, substantially triangular shaped in cross section, between the heel of a foot and the surface of a shoe. With this thought in mind, this invention contemplates an insert adapted to be freely positioned in a shoe which provides relatively thick portions at the edges in order to at least partially fill the open areas around the rear portion of a heel.

The object of this invention is, therefore, to provide an insert for the heel of a shoe which provides a filler in the corner around the back to compensate for the difference between the shape of a heel and the shape of the inner surface of the heel of a shoe.

Another object of the invention is to provide an insert that provides a filler for the heel of a shoe in which the insert is frictionally held in position whereby it is readily removable.

A further object of the invention is to provide an insert for the heel of a shoe that makes the shoe form fitting in which the insert is of a simple and economical construction.

With these and other objects and advantages in view, the invention embodies a sheet of material, such as leather or the like, having a convex surface at the rear and a concave surface on the forward end with a U-shaped filler pad of resilient material extended around the rear and secured to the under surface of the sheet of material and with an intermediate pad also secured to the under surface of the sheet of material and having a thickness less than that of the U-shaped pad.

Other features and advantages of the invention will appear from the following description, taken in connection with the drawing, wherein:

Figure 1 is a view looking toward the under surface of the insert showing the insert in a flat or extended position.

Figure 2 is a longitudinal section through the insert taken on line 2—2 of Figure 1.

Figure 3 is a cross section through the heel of a shoe with a foot, which is shown in elevation, positioned

2

in the shoe and with the insert positioned to provide a filler at the sides and seat at the center whereby the heel of the foot is comfortably fitted in the heel of the shoe.

5 Figure 4 is a plan view showing the heel of a shoe with the insert therein and with the forward part of the shoe broken away.

10 Figure 5 is a longitudinal section through the heel of a shoe taken on line 5—5 of Figure 3 showing the insert in the shoe and also showing a portion of a heel of a foot positioned in the insert, the heel of the foot being shown in broken lines.

Referring now to the drawing, wherein like reference characters denote corresponding parts, the improved heel seat insert of this invention includes a sheet of material providing a cover 10, a U-shaped pad 11 formed to extend around the rear portion of the heel and an intermediate pad 12 positioned to extend into the pad 11 and adapted to provide a seat for a heel.

20 As illustrated in Figure 1, the cover 10 is formed to extend from a point 13 at the rear of a heel of a shoe, forwardly to points 14 and 15 and the points 14 and 15 are connected with an arcuate surface 16 which is formed to extend forwardly of the heel portion of a foot, as shown in Figure 5. With the insert positioned in the heel of a shoe, as shown in Figures 3 and 5, the points 14 and 15 extend upwardly so that they are removed from the bearing surface that takes the weight of the foot or heel.

30 The pad 11, which is formed of a flexible or resilient material, such as foam or sponge rubber and which is somewhat U-shaped, extends from a point 17, at one side to a point 18 at the opposite side and the intermediate part is provided with an arcuate recess 19 which is shaped to correspond with the curvature of rear end surface 20 of the pad.

40 The intermediate pad 12, which is also formed of a flexible or resilient material such as foam or sponge rubber, is provided with an arcuate projection 21 that extends into the recess 19 of the pad 11 providing a filler for the center or intermediate part of the heel and providing a seat to take the weight or load, such as the weight of a body, the heel of the foot of which is positioned in the shoe. The intermediate pad 12 is also provided with wings 22 and 23 that extend beyond the points 17 and 18 of the pad 11 and the end surface of the intermediate pad 12 is concave, as indicated by the numeral 24, to correspond with the surface 16 of the cover 10.

45 As illustrated in Figure 2, the intermediate pad 12 nests in the peripheral pad 11 and the thickness of the intermediate pad is considerably less than that of the peripheral or heel pad 11.

50 With the points 14 and 15 of the cover of an insert formed as illustrated and described, wherein the points are frictionally held against the inner surface of an upper 25 of a shoe having a heel 26, means is provided for resiliently retaining the insert in position without adhesives or the like. By this means the insert may readily be removed from one shoe and placed in another as shoes are changed.

55 It will be understood that modifications, within the scope of the appended claims, may be made in the design and arrangement of the parts without departing from the spirit of the invention.

60 What is claimed is:

65 1. A heel seat comprising a sheet of flexible material, semi-elliptical shaped in plan, providing a cover, a U-shaped pad of resilient material extended around the rear portion of the cover and positioned on the under surface thereof and secured to the undersurface of said cover, and an intermediate pad, also of resilient material

3

and the thickness of which is less than that of the U-shaped pad positioned in the intermediate part of the cover and also located on the under surface of said cover and secured to the undersurface thereof in spaced relation to said U-shaped pad.

2. In a heel insert, the combination which comprises a sheet of leather, having a convex edge at one end and a concave edge at the opposite end, a U-shaped pad of resilient material extended around a portion of the convex end of the sheet of leather and secured thereto, and an intermediate pad, the thickness of which is less than that of the U-shaped pad, secured to the intermediate portion of the sheet of leather in spaced relation to said U-shaped pad and both intermediate and U-shaped pads being positioned on the under surface of said sheet of leather.

3. In a heel insert, the combination which comprises a sheet of flexible material, semi-elliptical shaped in plan providing a cover, a substantially U-shaped pad of resilient material extended around the peripheral edge of the rear portion of the cover and secured to the under surface thereof, and an intermediate pad having wings at the ends and a projection positioned to extend into the intermediate portion of the U-shaped pad, the thickness of the intermediate pad being less than that of the U-shaped pad and said intermediate pad being also secured to the under surface of the cover.

4. In a heel insert, the combination which comprises

4

a sheet of flexible material, semi-elliptical shaped in plan providing a cover, a substantially U-shaped pad of resilient material extended around the peripheral edge of the rear portion of the cover and secured to the under surface thereof, and an intermediate pad having wings at the ends and a projection positioned to extend into the intermediate portion of the U-shaped pad, the thickness of the intermediate pad being less than that of the U-shaped pad and said intermediate pad being also secured to the under surface of the cover, the width of said insert being greater than that of the heel of a shoe in which the insert is adapted to be used whereby portions at the sides of the insert are adapted to be frictionally held by resiliency inherent in the insert against inner surfaces of the heel of the shoe for retaining the insert in position in said heel of a shoe.

References Cited in the file of this patent

UNITED STATES PATENTS

20	792,688	Bliss -----	June 20, 1905
	912,579	Krech -----	Feb. 16, 1909
	1,055,768	Levee -----	Mar. 11, 1913
	1,593,755	Davidson -----	July 27, 1926
25	1,721,714	Ross -----	July 23, 1929
	1,765,849	Ray -----	June 24, 1930
	2,255,100	Brady -----	Sept. 9, 1941