



US00D734531S

(12) **United States Design Patent**  
**Tragatschnig**

(10) **Patent No.:** **US D734,531 S**

(45) **Date of Patent:** **\*\* Jul. 14, 2015**

(54) **LIGHT FIXTURE**

(71) Applicant: **Jörg Tragatschnig**, Zell am See (AT)

(72) Inventor: **Jörg Tragatschnig**, Zell am See (AT)

(73) Assignee: **Jörg Tragatschnig**, Zell am See (AT)

(\*\*) Term: **14 Years**

(21) Appl. No.: **29/494,000**

(22) Filed: **Jun. 16, 2014**

(51) **LOC (10) Cl.** ..... **26-99**

(52) **U.S. Cl.**  
USPC ..... **D26/118**

(58) **Field of Classification Search**

USPC ..... D26/1-4, 24-26, 28, 34, 37-39, 43-45,  
D26/50, 60, 61, 66-74, 85, 88, 89, 93, 94,  
D26/104, 105, 108, 109, 113, 118-125, 138,  
D26/142; 362/3, 4, 8, 145, 147, 150,  
362/249.01-249.05, 296.01, 296.05, 317,  
362/326, 327, 330, 331, 334, 335, 341, 347,  
362/362, 364-366, 368, 370-373,  
362/640-644; D10/106.2, 111, 113.1,  
D10/113.2, 114.1; D11/131, 133, 142-145,  
D11/149, 152-155, 200, 215; D14/204,  
D14/207, 213-216, 250-253, 255, 348;  
D25/42, 126

See application file for complete search history.

(56) **References Cited**

**U.S. PATENT DOCUMENTS**

D414,713 S \* 10/1999 Renk ..... D10/114.1  
D484,252 S \* 12/2003 Hughes et al. .... D25/126  
D491,061 S \* 6/2004 Bouroullec et al. .... D11/155

D507,259 S \* 7/2005 Taylor ..... D14/215  
D508,042 S \* 8/2005 Oikawa ..... D14/214  
D557,256 S \* 12/2007 Joseph ..... D14/214  
D627,503 S \* 11/2010 Postelmans ..... D26/93  
D633,083 S \* 2/2011 Tellier ..... D14/215  
D638,821 S \* 5/2011 Hoehn et al. .... D14/214  
D641,338 S \* 7/2011 Chen ..... D14/214  
D643,964 S \* 8/2011 Heyrman ..... D26/85  
D643,965 S \* 8/2011 Sprengers ..... D26/85  
D671,659 S \* 11/2012 Clayton ..... D25/126  
D707,202 S \* 6/2014 McManigal ..... D14/214  
D716,765 S \* 11/2014 Kim et al. .... D14/215

\* cited by examiner

*Primary Examiner* — Cynthia Ramirez

*Assistant Examiner* — Llorellys Martinez-Rivera

(74) *Attorney, Agent, or Firm* — Michael G. Kelber; Neal,  
Gerber & Eisenberg LLP

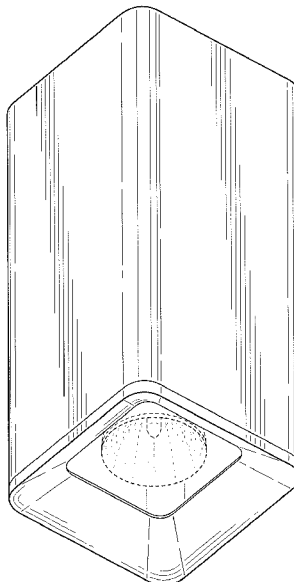
(57) **CLAIM**

The ornamental design for a light fixture, as shown and described.

**DESCRIPTION**

FIG. 1 is a bottom perspective view of a light fixture in accordance with the present invention; FIG. 2 is a front view of the light fixture depicted in FIG. 1, the rear view being a mirror image thereof; FIG. 3 is a right side view of the light fixture depicted in FIG. 1; the left side view being a mirror image thereof; FIG. 4 is a top view of the light fixture depicted in FIG. 1; and, FIG. 5 is a bottom view of the light fixture depicted in FIG. 1. The broken lines shown in FIGS. 1 through 5 illustrate portions of the light fixture which form no part of the claimed design.

**1 Claim, 3 Drawing Sheets**



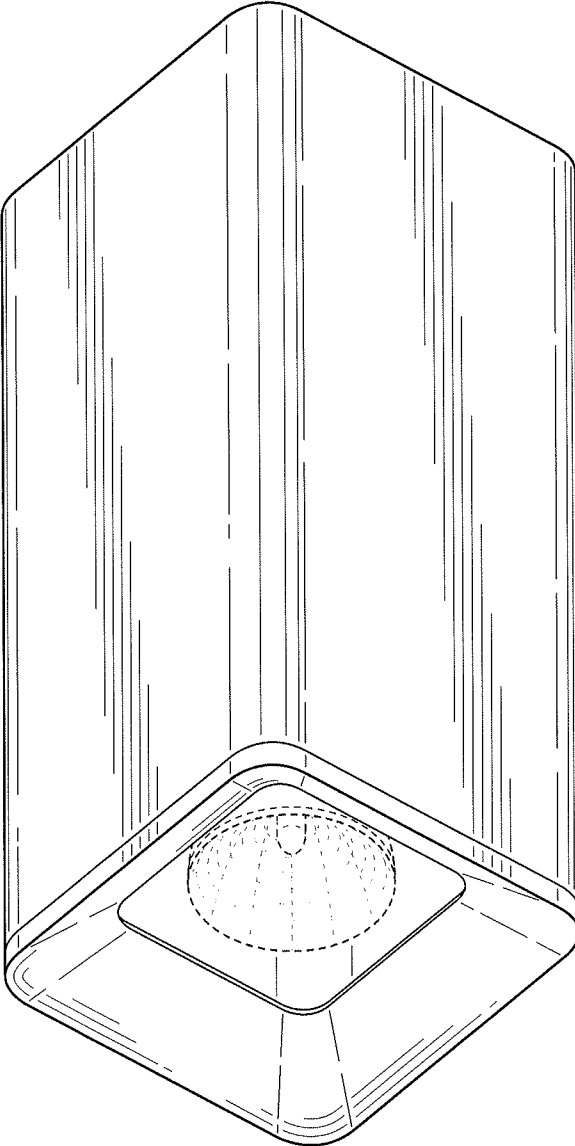


FIG. 1




FIG. 2




FIG. 3

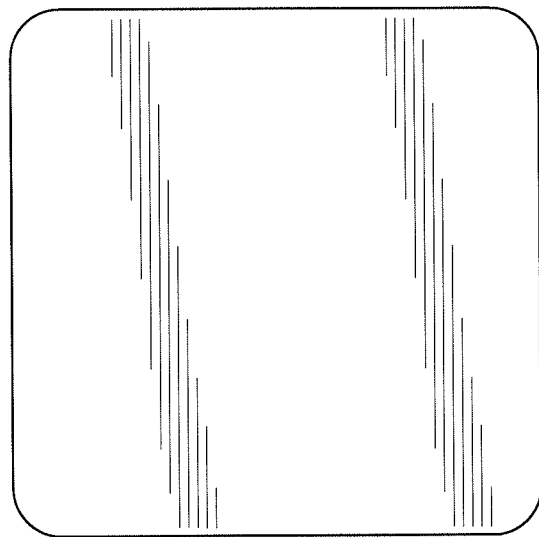


FIG. 4

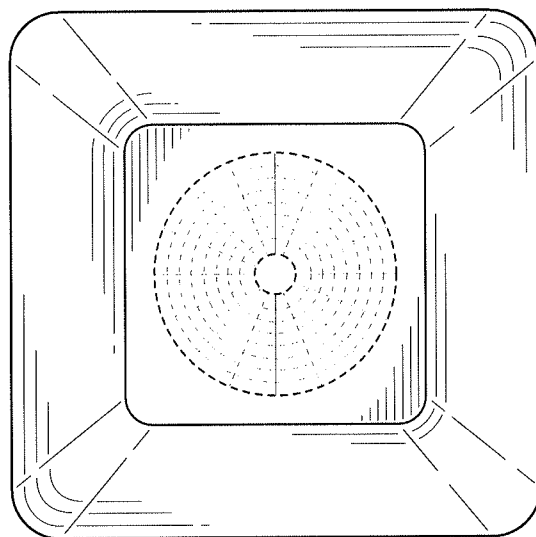


FIG. 5