



US00D984366S

(12) **United States Design Patent** (10) **Patent No.:** **US D984,366 S**
Lamb et al. (45) **Date of Patent:** **** Apr. 25, 2023**

(54) **VEHICLE TIRE**

(56) **References Cited**

(71) Applicant: **Continental Reifen Deutschland GmbH, Hannover (DE)**

U.S. PATENT DOCUMENTS

(72) Inventors: **Matthew Lamb, Fort Mill, SC (US); Patrik Blizco, Púchov (SK); Michal Micuch, Púchov (SK); Peter Pavlik, Púchov (SK)**

D386,725 S *	11/1997	Matsuda	D12/601
D419,114 S *	1/2000	Weber	D12/588
D581,346 S *	11/2008	Shondel	D12/521
D606,925 S *	12/2009	Shavers	D12/521
D813,147 S *	3/2018	Schoeppner	D12/588
D859,300 S *	9/2019	Shondel	D12/588
D861,583 S *	10/2019	Zimmerman	D12/588
D876,328 S *	2/2020	Furusawa	D12/588
D886,717 S *	6/2020	Pribula	D12/588
D900,727 S *	11/2020	Zimmerman	D12/601
D902,131 S *	11/2020	Poling	D12/588
D944,189 S *	2/2022	Zimmerman	D12/601
D956,677 S *	7/2022	Lamb	D12/588

(**) Term: **15 Years**

* cited by examiner

(21) Appl. No.: **35/513,150**

(22) Filed: **Oct. 25, 2021**

Primary Examiner — John A Voytek

(80) **Hague Agreement Data**

Int. Filing Date: **Oct. 25, 2021**
Int. Reg. No.: **DM/217769**
Int. Reg. Date: **Oct. 25, 2021**
Int. Reg. Pub. Date: **Dec. 17, 2021**

(57) **CLAIM**

The ornamental design for a vehicle tire, as shown and described.

(30) **Foreign Application Priority Data**

DESCRIPTION

Oct. 12, 2021 (EM) 008722839-0001

(51) **LOC (14) Cl.** **12-15**



(52) **U.S. Cl.**
USPC **D12/588**

(58) **Field of Classification Search**
USPC D12/568-604, 900
CPC Y10T 152/10027; B60C 1/0016; B60C 11/0306; B60C 11/0302; B60C 3/06; B60C 9/17

1. Vehicle tire
1.1 is an enlarged partial front view of the vehicle tire showing my new design;
1.2 is a front perspective view thereof;
1.3 is a left side elevation view thereof;
1.4 is a right side elevation view thereof;
1.5 is a front elevation view thereof; and
1.6 is a top elevation view thereof.
The dashed-dot broken lines in figure 1.5 is a demarcation of the portion of the design visible in the enlarged partial front view of 1.1 and forms no part of the claimed design.

See application file for complete search history.

1 Claim, 6 Drawing Sheets



1.1



1.2



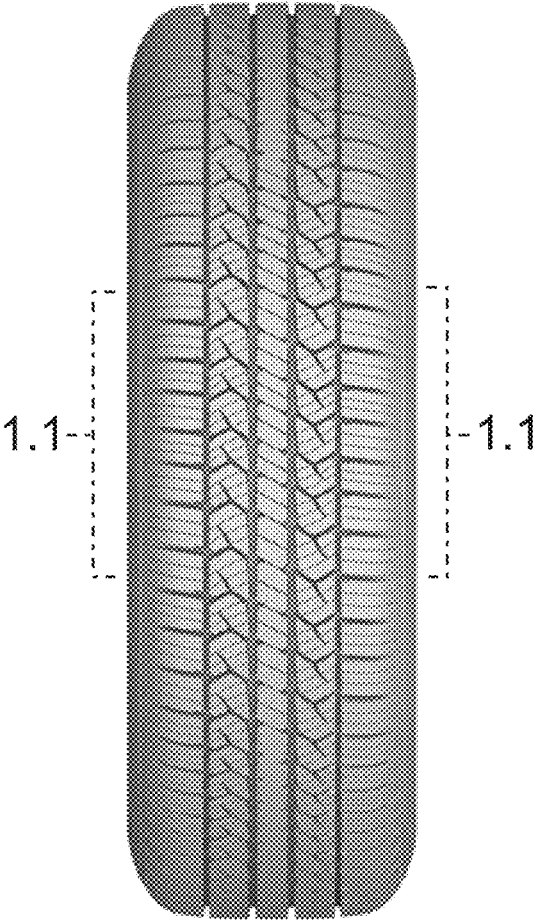
1.3



1.4



1.5



1.6

