



US00D543626S

(12) **United States Design Patent** (10) **Patent No.:** **US D543,626 S**  
**Watschke et al.** (45) **Date of Patent:** **\*\* May 29, 2007**

(54) **HANDLE FOR A SURGICAL INSTRUMENT**

DE 101 38 950 2/2003  
DE 102 11 360 10/2003

(75) Inventors: **Brian P. Watschke**, Eden Prairie, MN (US); **Johannes N. Gaston**, Minnetonka, MN (US); **Douglas J. VanOrnum**, Minnetonka, MN (US)

(Continued)

(73) Assignee: **AMS Research Corporation**, Minnetonka, MN (US)

(\*\*) Term: **14 Years**

(21) Appl. No.: **29/195,937**

(22) Filed: **Dec. 18, 2003**

**Related U.S. Application Data**

(63) Continuation-in-part of application No. 10/386,897, filed on Mar. 11, 2003, and a continuation-in-part of application No. 10/377,101, filed on Mar. 3, 2003, and a continuation-in-part of application No. 10/306,179, filed on Nov. 27, 2002.

(51) **LOC (8) Cl.** ..... **24-02**

(52) **U.S. Cl.** ..... **D24/133; D24/147**

(58) **Field of Classification Search** ..... D24/133, D24/145, 147; D8/82, 83, DIG. 8, 300; 600/29; 606/139, 104, 15, 232, 220, 37, 73, 75, 144, 606/148, 151

See application file for complete search history.

(56) **References Cited**

**U.S. PATENT DOCUMENTS**

D54,142 S \* 11/1919 Sommer ..... D8/82  
2,738,790 A 3/1956 Todt et al.  
3,124,136 A 3/1964 Usher  
3,182,662 A 5/1965 Shirodkar  
3,311,110 A 3/1967 Singerman et al.

(Continued)

**FOREIGN PATENT DOCUMENTS**

DE 2305815 2/1973  
DE 43 04 353 A1 4/1994  
DE 4220283 C2 5/1994

**OTHER PUBLICATIONS**

U.S. Appl. No. 60/356,697, filed Feb. 14, 2002, Kammerer. "The Strength of Suspend" *Mentor*, Marketing Material, 6 pages.

*Gynecare TVT*, "Tension-Free Support for Incontinence" Marketine Material, *Gynecare Worldwide* (Feb. 2002), 6 pages.

Sender Hershon, M.D. et al., "Gynecare TVT With Abdominal Guides Early Clinical Experience" *Gynecare TVT*, Marketing Material, *Gynecare Worldwide* (May 2002), 12 pages.

"Uretex Polypropylene Urethral Support—Safety, Simplicity, Flexibility" *Bard*, Marketing Material, 8 pages.

Sabre, "Generation Now" *Mentor*, Marketing Material (May 2002), 4 pages.

(Continued)

*Primary Examiner*—Ian Simmons

(74) *Attorney, Agent, or Firm*—Faegre & Benson LLP

(57) **CLAIM**

The ornamental design for a handle for a surgical instrument, as shown and described.

**DESCRIPTION**

FIG. 1 is a perspective view of a handle for a surgical instrument showing our new design;

FIG. 2 is a top view;

FIG. 3 is a bottom view;

FIG. 4 is right side view;

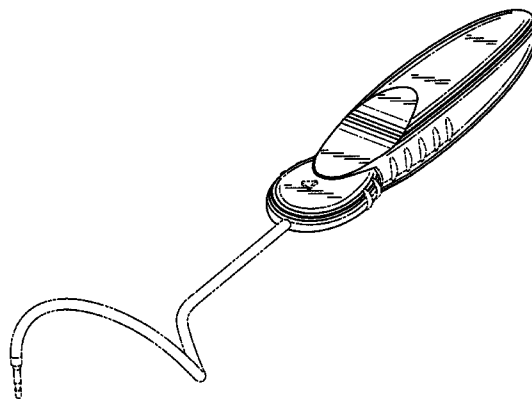
FIG. 5 is a left side view;

FIG. 6 is a front view; and,

FIG. 7 is a rear view.

The broken line showing of a needle and surface structures on the handle are for illustrative purposes only and form no part of the claimed design.

**1 Claim, 4 Drawing Sheets**



# US D543,626 S

## U.S. PATENT DOCUMENTS

3,384,073 A	5/1968	Van Winkle, Jr.	5,988,171 A	11/1999	Sohn et al.
3,472,232 A	10/1969	Earl	5,992,269 A	11/1999	Puig et al.
3,580,313 A	5/1971	McKnight	5,997,554 A	12/1999	Thompson
3,763,860 A	10/1973	Clarke	6,010,447 A	1/2000	Kardjian
3,789,828 A	2/1974	Schulte	6,030,393 A	2/2000	Corlew
3,858,783 A	1/1975	Kapitanov et al.	6,031,148 A	2/2000	Hayes et al.
3,924,633 A	12/1975	Cook et al.	6,042,534 A	3/2000	Gellman et al.
3,995,619 A	12/1976	Glatzer	6,042,536 A	3/2000	Tihon et al.
4,019,499 A	4/1977	Fitzgerald	6,048,351 A	4/2000	Gordon et al.
4,037,603 A	7/1977	Wendorff	6,050,937 A	4/2000	Benderev
4,128,100 A	12/1978	Wendorff	6,053,935 A	4/2000	Brenneman et al.
4,172,458 A	10/1979	Pereyra	6,068,591 A	5/2000	Bruckner et al.
4,204,541 A	5/1980	Kapitanov	6,071,290 A	6/2000	Compton
4,235,238 A	11/1980	Ogiu et al.	6,099,538 A	8/2000	Moses et al.
4,246,660 A	1/1981	Wevers	6,106,545 A	8/2000	Egan
4,265,231 A	5/1981	Scheller, Jr. et al.	6,110,101 A	8/2000	Tihon et al.
4,441,497 A	4/1984	Paudler	6,117,067 A	9/2000	Gil-Vernet
4,509,516 A	4/1985	Richmond	6,168,611 B1	1/2001	Risvi
4,632,100 A	12/1986	Somers et al.	6,221,005 B1	4/2001	Bruckner et al.
4,775,380 A	10/1988	Seedhom et al.	6,273,852 B1	8/2001	Lehe et al.
4,857,041 A	8/1989	Annis et al.	6,302,840 B1	10/2001	Benderev
4,865,031 A	9/1989	O'Keefe	6,306,079 B1	10/2001	Trabucco
4,920,986 A	5/1990	Biswas	6,328,744 B1	12/2001	Harari et al.
5,053,043 A	10/1991	Gottesman et al.	6,334,446 B1	1/2002	Beyar
5,085,661 A	2/1992	Moss	6,352,553 B1	3/2002	van der Burg et al.
5,112,344 A	5/1992	Petros	6,367,353 B2	4/2002	Brucart Puig et al.
5,123,428 A	6/1992	Schwarz	6,382,214 B1	5/2002	Raz et al.
5,188,636 A	2/1993	Fedotov	D458,679 S *	6/2002	Thompson et al. .... D24/133
5,207,694 A	5/1993	Broome	6,406,423 B1	6/2002	Scetbon
5,209,756 A	5/1993	Seedhom et al.	6,406,480 B1	6/2002	Beyar et al.
5,250,033 A	10/1993	Evans et al.	6,440,154 B2 *	8/2002	Gellman et al. .... 600/29
5,256,133 A	10/1993	Spitz	6,475,139 B1	11/2002	Miller
5,281,237 A	1/1994	Gimpelson	6,478,727 B2	11/2002	Scetbon
5,328,077 A	7/1994	Lou	6,478,803 B1 *	11/2002	Kapec et al. .... 606/151
5,336,239 A	8/1994	Gimpelson	6,482,214 B1	11/2002	Sidor, Jr. et al.
5,337,736 A	8/1994	Reddy	6,494,906 B1	12/2002	Owens
5,362,294 A	11/1994	Seitzinger	6,502,578 B2	1/2003	Raz et al.
5,368,595 A	11/1994	Lewis	6,530,943 B1	3/2003	Hoepffner et al.
5,383,904 A	1/1995	Totakura et al.	6,582,443 B2	6/2003	Cabak et al.
5,386,836 A	2/1995	Biswas	6,626,917 B1	9/2003	Craig
5,403,328 A	4/1995	Shallman	6,638,210 B2	10/2003	Berger
5,413,598 A	5/1995	Moreland	6,663,633 B1	12/2003	Pierson, III
5,439,467 A	8/1995	Benderev et al.	6,673,010 B2	1/2004	Skiba
5,520,700 A	5/1996	Beyar et al.	6,802,807 B2 *	10/2004	Anderson et al. .... 600/29
5,520,703 A	5/1996	Essig et al.	2001/0000533 A1	4/2001	Kovac
5,544,664 A	8/1996	Benderev et al.	2001/0049467 A1	12/2001	Lehe et al.
5,562,685 A	10/1996	Mollenauer et al.	2002/0022841 A1	2/2002	Kovac
5,562,689 A	10/1996	Green et al.	2002/0028980 A1	3/2002	Thierfelder et al.
5,571,139 A	11/1996	Jenkins, Jr.	2002/0055748 A1	5/2002	Gellman et al.
5,591,163 A	1/1997	Thompson	2002/0058959 A1	5/2002	Gellman
5,611,515 A	3/1997	Benderev et al.	2002/0068948 A1	6/2002	Stormby et al.
5,628,756 A	5/1997	Barker, Jr. et al.	2002/0072694 A1	6/2002	Snitkin et al.
5,633,286 A	5/1997	Chen	2002/0077526 A1	6/2002	Kammerer et al.
5,662,683 A	9/1997	Kay	2002/0078964 A1	6/2002	Kovac et al.
5,669,935 A	9/1997	Rosenman et al.	2002/0091373 A1	7/2002	Berger
5,683,349 A	11/1997	Makower et al.	2002/0099258 A1	7/2002	Staskin et al.
5,807,403 A	9/1998	Beyar et al.	2002/0099259 A1	7/2002	Anderson et al.
5,810,882 A	9/1998	Belduc et al.	2002/0099260 A1	7/2002	Suslaine et al.
5,836,314 A	11/1998	Benderev et al.	2002/0107430 A1	8/2002	Neisz et al.
5,836,315 A	11/1998	Benderev et al.	2002/0107525 A1	8/2002	Harari et al.
5,842,478 A	12/1998	Benderev et al.	2002/0115906 A1	8/2002	Miller
5,860,425 A	1/1999	Benderev et al.	2002/0128670 A1	9/2002	Ulmsten et al.
5,899,909 A	5/1999	Claren et al.	2002/0138025 A1	9/2002	Gellman et al.
5,904,696 A	5/1999	Rosenman	2002/0147382 A1	10/2002	Neisz et al.
5,919,232 A	7/1999	Chaffringeon et al.	2002/0151762 A1	10/2002	Rocheleau et al.
5,934,283 A	8/1999	Willem et al.	2002/0151909 A1	10/2002	Gellman et al.
5,935,122 A	8/1999	Fourkas et al.	2002/0151910 A1	10/2002	Gellman et al.
5,935,138 A	8/1999	McJames, II et al.	2002/0156487 A1	10/2002	Gellman et al.
5,944,732 A	8/1999	Raulerson et al.	2002/0156488 A1	10/2002	Gellman et al.
5,972,000 A	10/1999	Beyar et al.	2002/0188169 A1	12/2002	Kammerer et al.
			2003/0004395 A1	1/2003	Therin

2003/0009181	A1	1/2003	Gellman et al.
2003/0023136	A1	1/2003	Raz
2003/0023137	A1	1/2003	Gellman
2003/0023138	A1	1/2003	Luscombe
2003/0036676	A1	2/2003	Scetbon
2003/0045774	A1	3/2003	Staskin et al.
2003/0050530	A1	3/2003	Neisz et al.
2003/0065246	A1	4/2003	Inman et al.
2003/0065402	A1	4/2003	Anderson et al.
2003/0130670	A1	7/2003	Anderson et al.
2003/0149440	A1	8/2003	Kammerer et al.
2003/0171644	A1 *	9/2003	Anderson et al. .... 600/29
2003/0176762	A1	9/2003	Kammerer
2003/0199732	A1	10/2003	Suslian et al.

## FOREIGN PATENT DOCUMENTS

EP	0 470 308	A1	2/1992
EP	0 650 703	A1	6/1994
EP	0 643 945	A2	7/1994
EP	093 758	A1	4/2001
SU	1225547	A1	4/1986
SU	1342486	A	10/1987
WO	WO 93/17635	A1	9/1993
WO	WO 93/19678	A2	10/1993
WO	WO 97/16121		9/1997
WO	98/19606	A1	5/1998
WO	WO 98/35606		8/1998
WO	WO 98/35616	A1	8/1998
WO	WO 98/35632		8/1998
WO	WO 99/52450	A1	10/1999
WO	WO 00/13601	A1	3/2000
WO	WO 00/18319	A1	4/2000
WO	WO 00/57812	A1	10/2000
WO	WO 00/64370	A1	11/2000
WO	WO 00/74594	A1	12/2000
WO	WO 00/74613	A1	12/2000
WO	WO 00/74633	A2	12/2000
WO	WO 01/26581	A1	4/2001
WO	WO 01/39670	A1	6/2001
WO	WO 01/45589	A1	6/2001
WO	WO 01/56499	A1	8/2001
WO	WO 01/78609		10/2001
WO	WO 02/02031		1/2002
WO	WO 02/26108		4/2002
WO	WO 02/28312	A1	4/2002
WO	WO 02/32284	A2	4/2002
WO	WO 02/34124	A2	5/2002
WO	WO 02/39890	A2	5/2002
WO	WO 02/069781		9/2002
WO	WO 02/071953	A2	9/2002
WO	WO 02/078552	A1	10/2002
WO	WO 2004016196	A2	2/2004
WO	WO 2004019786		3/2004

## OTHER PUBLICATIONS

Safyre, "The Essence of a Contemporary Synthetic Sling—Self-Anchoring Complete Adjustability Elastic" *Promedon*, Marketing Material (Jan. 2002), 4 pages.

Porges U.K. Ltd., "Uratape Perineal Hammock Urethral Support Tape—New Generation of Tape Perineal Implantation" *Mentor*, Marketing Material (Jan. 2002), 6 pages.

Boston Scientific Microvasive, "Precision Twist Transvaginal Anchor System—Low Profile Design for Precise Anchor Placement" *Boston Scientific Corp.*, Marketing Material (2000), 2 pages.

Boston Scientific Microvasive, "Precision Tact Transvaginal Anchor System—The Precise Approach to Transvaginal Sling Procedures" *Boston Scientific Corp.*, Marketing Material (1998), 4 pages.

Boston Scientific Microvasive, "Vesica Sling Kits with Press-in Percutaneous Anchor System—Simplifying Sling Procedures" *Boston Scientific Corp.*, Marketing Material (1998), 4 pages.

"T-Sling (Totally Tension-free) Urinary Incontinence Procedure" *Herniamesh USA Inc.*, Marketing Material (Jan. 2000), 2 pages.

"IVS Tunneller—Australian Medical Design Breakthrough for GSI, Mixed Incontinence and Vault Prolapse", *AMA Medical Products T/A AMA Services (WA) Pty Ltd.*, Marketing Material, 4 pages.

"Advantage A/T—Surgical Mesh Sling Kit", *Boston Scientific Corp.*, Marketing Material (2002) 1 page.

"Durasphere—Injectable Bulking Agent", *Boston Scientific Corp.*, Marketing Material (2002) 1 page.

"Precision SpeedTac—Transvaginal Anchor System", *Boston Scientific Corp.*, Marketing Material (2002) 1 page.

Boston Scientific Microvasive, "Stone Cone—Nitinol Urological Retrieval Coll", *Boston Scientific Corp.*, Marketing Material (2002) 1 page.

"Swiss LithoClast Ultra—Combination Ultrasonic and Pneumatic Urological Lithotripter", *Boston Scientific Corp.*, Marketing Material (2002) 1 page.

Boston Scientific Microvasive, "Polaris—Dual Durometer Percutaneous Ureteral Stent with HydroPlus Coating", *Boston Scientific Corp.*, Marketing Material (2001) 1 page.

G. A. J. McIndoe et al., National Women's Hospital, Auckland, "The Aldridge Sling Procedure in the Treatment of Urinary Stress Incontinence" *Aust NZ J Obstet Gynaecol*, 1987; 27: 238.

Charles F. McKiel, Jr. et al., "Marshall-Marchetti Procedure: Modification" *1st Journal in Urology*, vol. 96, pp. 737-739, Nov. 1966, The Williams & Wilkins Co.

Valenzio C. Mascio, M.D., "Therapy of Urinary Stress Incontinence in Women Using Mitek GII Anchors" *Mitek Surgical Products, Inc.*, 5 pages (1983).

Edward J. McGuire, M.D., "The Sling Procedure for Urinary Stress Incontinence" *Profiles in Urology*, pp. 3, 5-19.

Edward J. McGuire, et al., "Pubovaginal Sling Procedure for Stress Incontinence" *The Journal of Urology*, vol. 119, pp. 82-84, Jan. 1978, The Williams & Wilkins Co.

Edward J. McGuire, M.D., "Abdominal Procedures for Stress Incontinence" Symposium on Female Urology, *Urologic Clinics of North America*—vol. 12, No. 2, pp. 385-290, May 1985.

Victor Fray Marshall, M.D., F.A.C.S. et al., "The Correction of Stress Incontinence by Simple Vesicourethral Suspension" *Surgery, Gynecology and Obstetrics*, pp. 509-518.

Kevin R. Loughlin, et al., "Review of an 8-Year Experience With Modifications of Endoscopic Suspension of the Bladder Neck for Female Stress Urinary Incontinence" *The Journal of Urology*, vol. 143, pp. 44-45, Jan. 1990 The American Urological Association, Inc.

Irving L. Lichtenstein, M.D., et al., "The Tension-Free Hemioplasty" *The American Journal of Surgery*, vol. 157, Feb. 1989, pp. 188-193.

Andrew Korda, et al., "Experience with Silastic Slings for Female Urinary Incontinence" *Aust NZ J Obstet Gynaecol*, 1989, vol. 29, pp. 150-154.

Mickey M. Karram, M.D. et al., "Patch Procedure: Modified Transvaginal Fascia Lata Sling for Recurrent or Severe Stress Urinary Incontinence" *Obstetrics & Gynecology*, vol. 75, No. 3, Part 1, Mar. 1990, pp. 461-464.

- J. Kersey, "The gauze hammock sling operation in the treatment of stress incontinence" *British Journal of Obstetrics and Gynaecology*, vol. 90 pp. 945-949, Oct. 1983.
- A. Ingelman-Sundberg, et al., "Surgical Treatment of Female Urinary Stress Incontinence" *Gynec. Obstet.* vol. 10, pp. 51-89 (Karger, Basel 1983).
- T.N.A. Jeffcoate, M.D., F.R.C.S.E., F.R.C.O.G., "The Results of the Aldridge Sling Operation for Stress Incontinence" *Journal of Obstetrics and Gynaecology*, pp. 36-39.
- C. Paul Hodgkinson, M.D., et al., "Urinary Stress Incontinence in the Female—III. Round-ligament technic for retropubic suspension of the urethra" *Obstetrics and Gynecology*, vol. 10, No. 5, Nov. 1957, pp. 493-499.
- L. Henriksson, M.D. et al., "A urodynamic evaluation of the effects of abdominal urethrocytopexy and vaginal sling urethroplasty in women with stress incontinence" *Am. J. Obstet. Gynecol.* May 1, 1978, pp. 77-82.
- Victoria L. Handa, M.D. et al., "Banked Human Fascia Lata for the Suburethral Sling Procedure: A Preliminary Report" *Obstetrics and Gynecology*, vol. 88, No. 6, May 20, 1996, pp. 1045-1049.
- C. Falconer, et al., "Influence of Different Sling Materials on Connective Tissue Metabolism in Stress Urinary Incontinent Women" *International Urogynecology Journal*, (2001)(Suppl. 2) pp. S19-S23.
- H. Enzelsberger et al., "Urodynamic and Radiologic Parameters Before and After Loop Surgery for Recurrent Urinary Stress Incontinence" *Acta Obstet Gynecol Scand 1990*; 69 pp. 51-54.
- Bjame C. Eriksen, et al., "Long-Term Effectiveness of the Burch Colposuspension in Female Urinary Stress Incontinence" *Acta Obstet Gynecol Scand 1990*; 69 pp. 45-50.
- John O. L. DeLancey, M.D., "Structural support of the urethra as it relates to stress urinary incontinence: The hammock hypothesis" *Am. J. Obstet Gynecol.* pp. 1713-1723, Jun. 1994.
- Ross M. Decter. "Use of the Fascial Sling for Neurogenic Incontinence: Lessons Learned" *The Journal of Urology*, vol. 150, pp. 683-686, Aug. 1993, American Urological Association, Inc.
- Jong M. Choe, et al., "Gore-Tex Patch Sling: 7 Years Later" *Urology*, 54 (4) pp. 641-646, Apr. 1999, Elsevier Science Inc.
- Fred. E. Bryans, M.D., F.R.C.S.(C.), "Martex gauze hammock sling operation with Cooper's ligament attachment in the management of recurrent urinary stress incontinence" *Am. J. Obstet. Gynecol.*, vol. 133, No. 3, pp. 292-294, Feb. 1, 1979.
- John C. Burch, M.D., "Urethrovaginal fixation to Cooper's ligament for correction of stress incontinence, cystocele, and prolapse" *Am. J. Obstet. & Gynecol.*, vol. 81 No. 2, pp. 281-290, Feb. 1961.
- Jerry G. Blaivas, et al., "Pubovaginal Fascial Sling for the Treatment of Complicated Stress Urinary Incontinence" *The Journal of Urology*, vol. 145, Jun. 1991, pp. 1214-1218, American Urological Association, Inc.
- Jerry G. Blaivas, M.D., et al., "Type III Stress Urinary Incontinence: Importance of Proper Diagnosis and Treatment" *Gynecology and Obstetrics Surgical Forum*, pp. 473-475.
- Arieh Bergman, M.D. et al., "Three surgical procedures for genuine stress incontinence: Five-year follow-up of a prospective randomized study", *Am. J. Obstet Gynecol*, vol. 173 No. 1, pp. 66-71, Jul. 1995.
- M. Asmussen, et al., "Simultaneous Urethro-Cystometry With a New Technique" *Scand J Urol Nephrol 10*, pp. 7-11, 1976.
- Tohru Araki, et al., "The Loop-Loosening Procedure for Urination Difficulties After Stamey Suspension of the Vesical Neck" *The Journal of Urology*, vol. 144, pp. 319-323, Aug. 1990, American Urological Association, Inc.
- Albert H. Aldridge, B.S., M.D., F.A.C.S., "Transplantation of Fascia for Relief of Urinary Stress Incontinence" *Am. J. of Obstet. and Gynec.*, pp. 398-411.
- Peter E. Papa Petros et al., "The Role of a Lax Posterior Vaginal Fornix in the Causation of Stress and Urgency Symptoms: A Preliminary Report" *Acta Obstet Gynecol Scand.*, 69 Suppl. 153, pp. 71-73, 1990.
- Peter E. Papa Petros et al., "The Tethered Vagina Syndrome, Post Surgical Incontinence and I-Plasty Operation for Cure" *Acta Obstet Gynecol Scand.* pp. 63-67, 69 Suppl. 153, 1990.
- Peter E. Papa Petros et al., "The Tuck Procedure: A Simplified Vaginal Repair for Treatment of Female Urinary Incontinence" *Acta Obstet Gynecol Scand*, 1990. pp. 41-42, 69 Suppl. 153.
- Peter E. Papa Petros et al., "The Posterior Fornix Syndrome: A Multiple Symptom Complex of Pelvic Pain and Abnormal Urinary Symptoms Deriving From Laxity in the Posterior Fornix of Vagina" *Scan J Urol Nephrol*, pp. 89-93, Suppl. No. 153, 1993.
- Peter E. Papa Petros et al., "The Intravaginal Slingplasty Procedure: IVS VI—further development of the 'double-breasted' vaginal flap repair—attached flap" *Scand J Urol Nephrol*, pp. 81-84, Suppl. No. 153, 1993.
- Peter E. Papa Petros et al., "The Further Development of the Intravaginal Slingplasty Procedure: IVS IV—(with "double-breasted" unattached vaginal flap repair and "free" vaginal tapes)" *Scan J Urol Nephrol*, pp. 73-79, Suppl. No. 153, 1993.
- Peter E. Papa Petros et al., "The Free Graft Procedure for Cure of the Tethered Vagina Syndrome" *Scand J Urol Nephrol*, pp. 85-87, Suppl. No. 153, 1993.
- Peter E. Papa Petros et al., "Pinch Test for Diagnosis of Stress Urinary Incontinence" *Acta Obstet Gynecol Scand.* pp. 33-35, 69 Suppl. 153, 1990.
- Peter E. Papa Petros et al., "Pregnancy Effects on the Intravaginal Sling Operation" *Acta Obstet Gynecol Scand.* pp. 73-78, 69 Suppl. 153, 1990.
- Peter E. Papa Petros et al., "Pelvic floor rehabilitation according to the integrated theory of female urinary incontinence" *Pelvic Floor Dysfunction—Investigations & Conservative Treatment*, Chapter 7, pp. 249-258.
- Peter E. Papa Petros et al., "Part IV: Surgical Applications of the Theory—Development of the Intravaginal Sling Plasty (IVS) Procedure" *Scan J Urol Nephrol*, pp. 53-54, Suppl. No. 153, 1993.
- Peter E. Papa Petros et al., "Part III: Surgical Principles Deriving From the Theory" *Scand J Urol Nephrol*, pp. 41-52, Suppl. No. 153, 1993.
- Peter E. Papa Petros et al., "Part II: The Biomechanics of Vaginal Tissue and Supporting Ligaments With Special Relevance to the Pathogenesis of Female Urinary Incontinence" *Scand J Urol Nephrol*, pp. 29-40, Suppl. No. 153, 1990.
- W.R. Sloan, et al., "Stress Incontinence of Urine: A Retrospective Study of the Complications and Late Results of Simple Suprapubic Suburethral Fascial Slings" *The Journal of Urology*, vol. 110, pp. 533-536, Nov. 1973.

- Pat D. O'Donnell, M.D., "Combined Raz Urethral Suspension and McGuire Pubovaginal Sling For Treatment of Complicated Stress Urinary Incontinence" *Journal of The Arkansas Medical Society*, vol. 88, No. 8, pp. 389–392, Jan. 1992.
- Nicollette S. Herbach, "Suburethral Sling Procedures" *Urogynecology and Urodynamics Theory and Practice*, Fourth Edition, Chapter 42, pp. 569–579, 1996, Williams & Wilkins.
- Armand J. Pereyra, M.D., F.A.C.S., "A Simplified Surgical Procedure for the Correction of Stress Incontinence in Women" *West J. Surg. Obst. & Gynec.* pp. 223–226, Jul.–Aug. 1959.
- P.E. Papa Petros "Development of Generic Models for Ambulatory Vaginal Surgery—Preliminary Report" *International Urogynecology Journal*, 9 pages (1998).
- Peter E. Papa Petros et al., "An analysis of rapid pad testing and the history for the diagnosis of stress incontinence" *Acta Obstet Gynecol Scand* 71, pp. 529–536 (1992).
- Peter E. Papa Petros et al., "An Anatomical Basis for Success and Failure of Femal Incontinence Surgery" *Scand J Urol Nephrol*, pp. 55–60, Suppl. No. 153.
- Peter E. Papa Petros et al., "An integral theory of female urinary incontinence—Experimental and clinical considerations" *Acta Obstet Gynecol Scand*, vol. 69, Suppl. 153, pp. 7–31 (1990), The Scandinavian Association of Obstetricians and Gynecologists.
- Rafael F. Nickel et al., "Evaluation of a Transpelvic Sling Procedure With and Without Colposuspension for Treatment of Female Dogs With Refractory Urethral Sphincter Mechanism Incompetance" *Veterinary Surgery*, vol. 27, pp. 94–104, (1998), The American College of Veterinary Surgeons.
- Peter E. Papa Petros et al., "Bladder Instability in Women: A Premature Activation of the Micturition Reflex" *Neurourology and Urodynamics*, vol. 12, pp. 235–238 (1993).
- Peter E. Papa Petros et al., "Cough Transmission Ratio: An Indicator of Suburethral Vaginal Wall Tension Rather Than Urethral Closure?" *Acta Obstet Gynecol Scand*, vol. 69 Suppl. 153, pp. 37–39 (1990).
- Jeffrey R. Woodside et al., "Suprapubic Endoscopic Vesical Neck Suspension for the Management of Urinary Incontinence in Myelodysplastic Girls" *The Journal of Urology*, vol. 135, pp. 97–99, Jan. 1986.
- Robert F. Zacharin, FRCS, FRCOG, et al., "Pulsion Enterocele: Long-Term Results of an Abdominoperineal Technique" *Obstetrics & Gynecology*, pp. 141–148, vol. 55, No. 2, Feb. 1980, The American College of Obstetricians & Gynecologists.
- Robert F. Zacharin, "The suspensory mechanism of the female urethra" *Journal of Anatomy*, vol. 97, Part 3, pp. 423–427, (1963).
- George D. Webster, "Female Urinary Incontinence" *Urologic Surgery*, Ch. 66, pp. 665–679.
- Peter E. Papa Petros et al., "Cure of Stress Incontinence by Repair of External Anal Spincter: Two Case Reports" *Acta Obstet Gynecol Scand*, vol. 69 Suppl. 153, p. 75 (1990).
- Peter E. Papa Petros et al., "Cure of Urge Incontinence by the Combined Intravaginal Sling and Tuck Operation" *Acta Obstet Gynecol Scand*, vol. 69 Suppl. 153, pp. 61–62 (1990).
- Peter E. Papa Petros et al., "Further Development of the Intravaginal Slingplasty Procedure—IVS III—(with midline 'tuck')" *Scan J Urol Nephrol, Suppl. 153*, pp. 69–71 (1993).
- Peter E. Papa Petros, "Medium-term Follow-up of the Intravaginal Slingplasty Operation Indicates Minimal Deterioration of Urinary Continence With Time" *International Urogynecology Journal and Pelvic Floor Dysfunction*, Reprinted from vol. 7, No. 3, pp. 133–137, (1996).
- Peter E. Papa Petros, "New Ambulatory Surgical Methods Using an Anatomical Classification of Urinary Dysfunction Improve Stress, Urge and Abnormal Emptying" *Urogynecology Journal*, 8 pages.
- Peter E. Papa Petros et al., "Non Stress Non Urge Female Urinary Incontinence—Diagnosis and Cure: A Preliminary Report" *Acta Obstet Gynecol Scand*, vol. 69 Suppl. 153, pp. 69–70 (1990).
- Peter E Papa Petros et al., "Part I: Theoretical, Morphological, Radiographical Correlations and Clinical Perspective" *Scand J Urol Nephrol, Suppl. 153*, pp. 5–28.
- Shlomo Raz, M.D., "Modified Bladder Neck Suspension for Female Stress Incontinence" *Urology*, vol. XVII, No. 1, pp. 82–85, Jan. 1981, University of California Health Sciences Center, Los Angeles, Ca.
- David A. Richardson, M.D., et al., "Delayed Reaction to the Dacron Buttress Used in Urethropexy" *The Journal of Reproductive Medicine*, vol. 29 No. 9, Sep. 1984, pp. 689–692.
- Henry Roberts, M.D., M.R.C.O.G., "Cystourethrography in Women" *Ethel Bovece University Fellowship* vol. 25 No. 293, pp. 253–259, May 1952, University of Liverpool.
- W.R. Sloan et al., "Stress Incontinence of Urine: A Retrospective Study of the Complications and Late Results of Simple Suprapubic Suburethral Fascial Slings", *The Journal of Urology*, vol. 110, pp. 533–536, Nov. 1973.
- Julia R. Spencer, et al., "A Comparison of Endoscopic Suspension of the Vesical Neck With Suprapubic Vesicourethropexy for Treatment of Stress Urinary Incontinence" *The Journal of Urology*, vol. 137, pp. 411–415, Mar. 1987.
- Stuart L. Stanton, FRCS, FRCOG, "Suprapubic Approaches for Stress Incontinence in Women" *JAGS*, vol. 38, No. 3, pp. 348–351 (1990), The American Geriatrics Society.
- William E. Studdford, M.D., "Transplantation of Abdominal Fascia for the Relief of Urinary Stress Incontinence" *American Journal of Obstetrics and Gynecology*, pp. 764–775, Bellevue Hospital and New York University College of Medicine.
- Cousin Biotech SAS—Medical Division, "Suport—Sub—Urethral Perineal Retro—Pubic Tensionless Sling" Marketing Brochure, 1 page.
- Ulf Ulmsten et al., "Different Biochemical Composition of Connective Tissue in Continent and Stress Incontinent Women" *Acta Obstet Gynecol Scand*, vol. 66 pp. 455–457 (1987).
- Ulf Ulmsten et al., "The unstable female urethra" *Am. J. Obstet. Gynecol.*, vol. 144 No. 1, pp. 93–97, May 3, 1982.
- U. Ulmsten, "Female Urinary Incontinence—A Symptom, Not a Urodynamical Disease. Some Theoretical and Practical Aspects on the Diagnosis and Treatment of Female Urinary Incontinence" *The International Urogynecology Journal*, vol. 6, pp. 2–3 (1995).
- Microvasive Boston Scientific, "Vesica—Percutaneous Bladder Neck Stabilization Kit" Marketing Brochure, 4 pages, Boston Scientific Corp.
- Peter Papa Petros et al., "Anchoring the midurethra restores bladder-neck anatomy and continence" *The Lancet*. vol. 354, pp. 997–998, Sep. 18, 1999.

- Edward J. McGuire, et al., "Experience With Pubovaginal Slings for Urinary Incontinence at the University of Michigan" *The Journal of Urology*, vol. 138, pp. 525–526, Sep. 1987.
- G. Narik, M.D., "A simplified sling operation suitable for routine use" *The Am J. Obst. & Gynec.*, vol. 84, No. 3, pp. 400–405, Aug. 1, 1962.
- Chester C. Winter, M.D., "Peripubic Urethropexy for Urinary Stress Incontinence in Women" *Urology* vol. XX, No. 4, Oct. 1982.
- J. Chassar Moir, "The Gauze–Hammock Operation (A Modified Aldridge Sling Procedure)" *The Journal of Obstetrics and Gynaecology of the British Commonwealth*, vol. 75 No. 1, pp. 1–9, Jan. 1968.
- George D. Webster, et al., "Voiding Dysfunction Following Cystourethropexy: Its Evaluation and Management" *The Journal of Urology*, vol. 144, Sep. 1990, pp. 670–673, American Urological Association, Inc.
- J.E. Morgan, M.D., "A sling operation, using Marlex polypropylene mesh, for treatment of recurrent stress incontinence" *Amer. J. Obstet. Gynec.* vol. 108, No. 3, Feb. 15, 1970, pp. 369–377.
- David H. Nichols, MD, FACOG, "The Mersilene Mesh Gauze–Hammock For Severe Urinary Stress Incontinence" *Obstetrics and Gynecology*, vol. 41, No. 1, pp. 88–93, Jan. 1973.
- Jeffrey P. Norris, M.D., et al., "Use of Synthetic Material in Sling Surgery: A Minimally Invasive Approach" *Journal of Endourology*, vol. 10 No. 3, pp. 227–230, Jun. 1996, Mary Ann Liebert, Inc.
- Peter Papa Petros et al., "The Autogenic Ligament Procedure: A Technique for Planned Formation of an Artificial Neo–Ligament" *Acta Obstet Gynecol Scand*, vol. 69 Suppl 153, pp. 43–51 (1990).
- Peter Papa Petros et al., "The Combined Intravaginal Sling and Tuck Operation. An Ambulatory Procedure for Cure of Stress and Urge Incontinence" *Acta Obstet Gynecol Scand*, vol. 69 Suppl 153, pp. 53–59 (1990).
- Peter Papa Petros et al., "The Development of the Intravaginal Slingplasty Procedure: IVS II—with bilateral 'tucks'" *Scand J Urol Nephrol, Suppl. 153*, pp. 61–67.
- Peter Papa Petros et al., "Urethral Pressure Increase on Effort Originates From Within the Urethra, and Continence From Musculovaginal Closure" *Neurourology and Urodynamics*, vol. 14, pp. 337–350 (1995).
- R. O. Parra, et al., "Experience with a Simplified Technique for the Treatment of Female Stress Urinary Incontinence" *British Journal of Urology*, vol. 66, pp. 615–617 (1990).
- Raymond R. Rackley, M.D., et al. "Tension–free Vaginal Tape and Percutaneous Vaginal Tape Sling Procedures" *Techniques In Urology*, vol. 7, No. 2, pp. 90–100 (2001).
- Raymond Rackley, M.D., "Synthetic slings: Five steps for successful placement" *Urology Times*, pp. 46, 48–49, Jun. 2000.
- Shlomo Raz, M.D. et al., "Female Urology—Second Edition" *University of California at Los Angeles School of Medicine*, articles pp. 80–86, 369–381, 382–391, 392–394, 395–398, 435–442, (1983) W.B. Saunders Company.
- John H. Ridley, M.D., "Appraisal of the Goebell–Frangenheim–Stoeckel sling procedure" *Am. J. Obst. & Gynec.* vol. 95, No. 5, pp. 714–721, Jul. 1, 1966.
- Thomas A Starney, M.D., "Endoscopic Suspension of the Vesical Neck for Urinary Incontinence in Females" *Ann Surg.*, vol. 192, No. 4, pp. 465–471, Oct. 1980.
- Rudolf Hohenfellner, et al., "Sling Procedures" *Surgery of Female Incontinence—Second Edition*, Chapter 7, pp. 105–113, (no date) Springer–Verlag.
- David R. Staskin, et al., "The Gore–tex sling procedure for female sphincteric incontinence: indications, technique, and results" *World J Urol.*, 1997, vol. 15, pp. 295–299, Springer–Verlag.
- Gynecare, "TVT—Tension–Free Vaginal Tape, Minimally Invasive, Highly Effective Treatment for Female Stress Urinary Incontinence" Marketing Brochure, *Ethicon, Inc.* (1999) 6 pages.
- U. Ulmsten et al., "A Multicenter Study of Tension–Free Vaginal Tape (TVT) for Surgical Treatment of Stress Urinary Incontinence" *The International Urogynecology Journal*, 1998, vol. 9, pp. 210–213.
- U. Ulmsten et al., "A three–year follow up of tension free vaginal tape for surgical treatment of female stress urinary incontinence" *The British Journal of Obstetrics and Gynaecology*, Apr., 1999, vol. 106, pp. 345–350.
- U. Ulmsten et al., "An Ambulatory Surgical Procedure Under Local Anesthesia for Treatment of Female Urinary Incontinence" *The International Urogynecology Journal*, 1996, vol. 7, pp. 81–86.
- U. Ulmsten et al., "Intravaginal Slingplasty (IVS): An Ambulatory Surgical Procedure for Treatment of Female Urinary Incontinence" *Scand J Urol Nephrol*, vol. 29 pp. 75–82, 1995, Scandinavian University Press ISSN.
- C. Falconer et al., "Clinical Outcome and Changes in Connective Tissue Metabolism After Intravaginal Slingplasty in Stress Incontinent Women" *International Urogynecology J*, vol. 7, pp. 133–137, (1996).
- Ruben F. Gittes et al., "No–Incision Pubovaginal Suspension for Stress Incontinence" *The Journal of Urology*, vol. 138, pp. 568–570, Sep. 1987.
- AMA Medical Products "IVS Tunnelier—A universal delivery instrument for all tension free vaginal tape procedures", Marketing Brochure, 4 pages.
- John Klutke, M.D. et al., "The promise of tension–free vaginal tape for female SUJ" *Focus on Technology 2000*, pp. 59–60, 65–66, 69–70, 73, Oct. 2000, *Contemporary Urology*.
- Urogynecology, Product Catalog, eg. SIS Technology, Bladder Suspension, Urodynamics and Urinary Diversion, Incontinence, 38 pages, Cook, Urological Inc. (1996).
- Jerry G. Blaivas, "Commentary: Pubovaginal Sling Procedure" *Surgery for Female Urinary Incontinence*, pp. 93–101.
- Theodore V. Benderev. M.D., "Anchor Fixation and Other Modifications of Endoscopic Bladder Neck Suspension" *Urology*, vol. 40, No. 5, pp. 409–418, Nov. 1992.
- Martin, Surgical Products Catalog, 8 pages, Martin Medizin–Technik, Gebrüder Martin GmbH & Co. KG (1998).
- Beck, Peter R. et al., Treatment of Urinary Stress Incontinence With Anterior Colporrhaphy. *Obstetrics and Gynecology*, vol. 59 (No. 3), pp. 269–74 (Mar. 1982).
- Benderev, Theodore V., MD, A Modified Percutaneous Outpatient Bladder Neck Suspension System, *Journal of Urology*, vol. 152, pp. 2316–20 (Dec. 1994).
- Das, Sakti et al., Laparoscopic Colpo–Suspension, *The Journal of Urology*, vol. 154, pp. 1119–21 (Sep. 1995).
- Gija, Ivan et al, A Modified Raz Bladder Neck Suspension Operation (Transvaginal Burch), *The Journal of Urology*, vol. 153, pp. 1455–1457 (May 1955).

- Holschneider, C.H., et al., The Modified Pereyra Procedure in Recurrent Stress Urinary Incontinence: A 15-year Review, *Obstetrics & Gynecology*, vol. 83, No. 4, pp. 573–78 (Apr. 1994).
- Horbach, Nicole S., et al., Instruments and Methods, A Suburethral Sling Procedure with Polytetrafluoroethylene for the Treatment of Genuine Stress Incontinence in Patients with Low Urethral Closure Pressure, *Obstetrics & Gynecology*, vol. 71, No. 4, pp. 648–52 (Apr. 1998).
- Klutke, Carl et al., The Anatomy of Stress Incontinence: Magnetic Resonance Imaging of the Female Bladder Neck and Urethra, *The Journal of Urology*, vol. 143, pp. 563–566 (Mar. 1990).
- Klutke, John James et al., Transvaginal Bladder Neck Suspension to Cooper's Ligament: A Modified Pereyra Procedure, *Obstetrics & Gynecology*, vol. 88, No. 2, pp. 295–96 (Aug. 1996).
- Kovac, S. Robert, et al, Pubic Bone Suburethral Stabilization Sling for Recurrent Urinary Incontinence, *Obstetrics & Gynecology*, vol. 89, No. 4, pp. 624–27 (Apr. 1997).
- Kovac, S. Robert et al, Pubic Bone Suburethral Stabilization Sling: A Long Term Cure for SUI?, *Contemporary OB/GYN*, 10 pages (Feb. 1998).
- Kovac, S. Robert, Follow-up of the Pubic Bone Suburethral Stabilization Sling Operation for Recurrent Urinary Incontinence (Kovac Procedure), *Journal of Pelvic Surgery*, pp. 156–60 (May 1999).
- Leach, Gary E., et al, Female Stress Urinary Incontinence Clinical Guidelines Panel Report on Surgical Management of Female Stress Urinary Incontinence, *American Urological Association*, vol. 158, pp. 875–880 (Sep. 1997).
- Leach, Gary E., MD, Bone Fixation Technique for Transvaginal Needle Suspension, *Urology* vol. XXXI, No. 5, pp. 388–390 (May 1988).
- McGuire, Edward J. et al., Experience With Pubovaginal Slings for Urinary Incontinence at the University of Michigan, *Journal of Urology*, vol. 138, pp. 90–93(1987).
- McGuire, Edward J. et al., Abdominal Fascial Slings, *Slings, Raz Female Urology*, pp. 369–375 (1996).
- Morgan, J.E. et al., The Martex Sling Operation for the Treatment of Recurrent Stress Urinary Incontinence: A 16-Year Review, *American Obstetrics Gynecology*, vol. 151, No. 2, pp. 224–226 (Jan. 1998).
- Peiosi, Marco Antonio III et al., Pubic Bone Suburethral Stabilization Sling: Laparoscopic Assessment of a Transvaginal Operation for the Treatment of Stress Urinary Incontinence, *Journal of Laparoendoscopic & Advanced Surgical Techniques*, vol. 9, No. 1, pp. 45–50 (1999).
- Pereyra, Armand J. et al, Pubourethral Supports in Perspective: Modified Pereyra Procedure for Urinary Incontinence, *Obstetrics and Gynecology*, vol. 59, No. 5, pp. 643–648 (May 1982).
- Petros, Peter E. Papa et al., Part IV: Surgical Applications of the Theory–Development of the Intravaginal Sling Plasty (IVS) Procedure, *Scandinavian Journal of Neurology and Urodynamics*, Sup 153, pp. 53–54 (1993).
- Stanton, Stuart, Springer–Veglag, *Surgery of Female Incontinence*, pp. 105–113 (1986).
- Staskin, David R. et al., The Gore–Tex Sling Procedure for Female Sphincteric Incontinence: Indications, Technique, and Results, *World Journal of Urology*, vol. 15, pp. 295–299 (1997).
- TVT Tension–free Vaginal Tape, *Gynecare*, Ethicon, Inc., 23 pages (1999).
- Walters, Mark D., *Percutaneous Suburethral Slings: State of the Art*, Presented at the conference of the American Urogynecologic Society, Chicago, 29 pages (Oct. 2001).
- Waxman, Steve et al., *Advanced Urologic Surgery for Urinary Incontinence, The Female Patient*, pp. 93–100, vol. 21 (Mar. 1996).
- Zimmem, Phillippe E. et al., Four–Corner Bladder Neck Suspension, *Vaginal Surgery for the Urologist*, vol. 2, No. 1, pp. 29–36 (Apr. 1994).
- Document entitled “Access Instrument System™ with AlloSling™ Fascia” (5 pages with two pages of Instructions for Use).
- Document with heading “Introducing: AlloSling™ Fascia the Natural Choice for Suburethral Sling Procedure”, Advertisement from UroMed Corp.
- AlloSource product literature (11 pages).
- Staskin et al., A Comparison of Tensile Strength among Three Preparations of Irradiated and Non–irradiated Human Fascia Lata Allografts (2 pages).
- UroMed Access™ Instrument System for the Sub–urethral Sling Procedure Catalog No. 120235, Directions for Use, (3 pages).
- Mentor–Porges, Trans–obturator tape, Le hamac perinial, Nos references, Marketing Material in French language, 1 page (Jan. 2003).
- Mentor–Porges, Come See Us at Booth #28, Marketing Material, 1 page (Jul. 2002).
- Mentor, Sabre™ Bioabsorbable Sling, Surgical Procedure, Marketing Material, 6 pages, (Aug. 2002).
- Raz, Shlomo, et al., The Raz Bladder Neck Suspension Results in 206 Patients, *The Journal of Urology*, pp. 845–850 (Sep. 1992).
- Marco A. Pelosi II, et al., New Tranobturator Sling Reduces Risk of Injury, *OBG Management*, pp. 17–20, 30, 32, 35–38 (Jul. 2003).
- Dargent, D., et al. Pose d'un ruban sous uretral oblique par voie obturatrice dans le traitement de l'Incontinence urinaire feminine, *Gynecol Obstet Fertil* 2002; 30: 576–582 (2002) (Provided in both French and English languages), 13 pages.
- de Leval, Jean “Novel Surgical Technique for the Treatment of Female Stress Urinary Incontinence: Transobturator Vaginal Tape Inside–Out”, *European Urology* 44(2003) 724–730.
- Delorme, Emmanuel et al., “Transobturator Tape (Uratape®): A New Minimally–Invasive Procedure to Treat Female Urinary Incontinence”, *European Urology* 45 (2004) 203–207.
- H.P. Dietz et al., “Mechanical Properties of urogynecologic Implant Materials”, *International Urogynecology Journal* (2003) 14:239–243.
- C.B. Iglesia et al., “The Use of Mesh in Gynecologic Surgery”, *International Urogynecology Journal* (1997) 8:105–115, ©1997 Springer–Verlag London Ltd.
- C.C. Chu and L. Welch, “Characterization of Morphologic and Mechanical Properties of Surgical Mesh Fabrics”, *Journal of Biomedical Materials Research*, vol. 19, 903–916 (1985), ©1985 John Wiley & Sons, Inc.
- J.E. Morgan, M.D., “A sling operation, using Martex Polypropylene mesh, for treatment of recurrent stress incontinence”, *American Journal of Obstetrics and Gynecology*, Feb. 15, 1970, 108:3; pp. 369–377.

Pourdeyhimi, "Porosity of surgical mesh fabrics: New technology", *J. Biomed. Mater. Res.: Applied Biomaterials*, vol. 23, No. A1, 145-152 (1989), ©1989 John Wiley & Sons, Inc.

Declaration of Johann J. Neisz with Attachment.

Delorme, "La bandelette trans-obturatrice: un procede mini-invasif pour traiter l'incontinence urinaire d'effort de la femme", *Urologie de la Femme*, 2001:11, pp 1306-1313 with English Translation.

*AMS Monarc subfascial hammock Instructions for Use*, Nov. 2003, English version, 9 pages.

"Safyre and Transobturator", DVD, American Medical Systems, Inc., Created Aug. 6, 2001, Modified Sep. 11, 2002.

Letters To The Editor, R. Villet's response to the article by D. Dargent et al., "Placement of an oblique transobturator suburethral tape in the treatment of female urinary incontinence", *Gynecology Obstetrics & Fertility* 31 (2003) 96-101 (English Translation).

"Urinary Incontinence: Easier Operation", Article from *La Libre Belgique*, Wednesday, Oct. 15, 2003 (English Translation).

\* cited by examiner



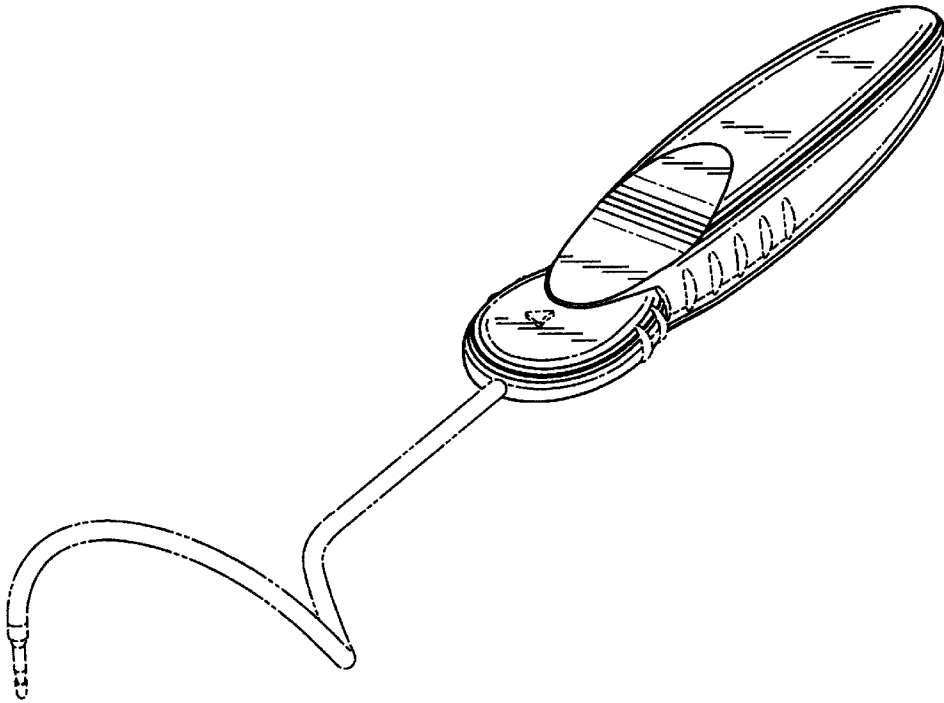


Fig. 1

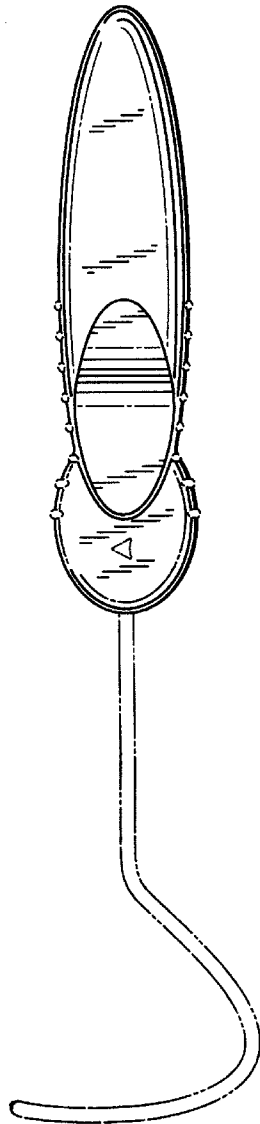


Fig. 2

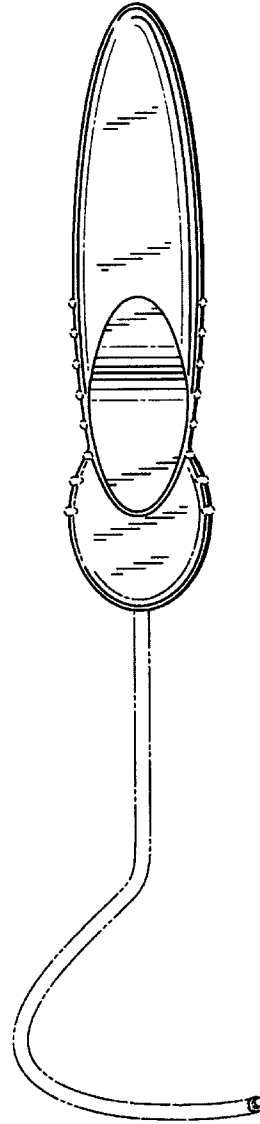


Fig. 3

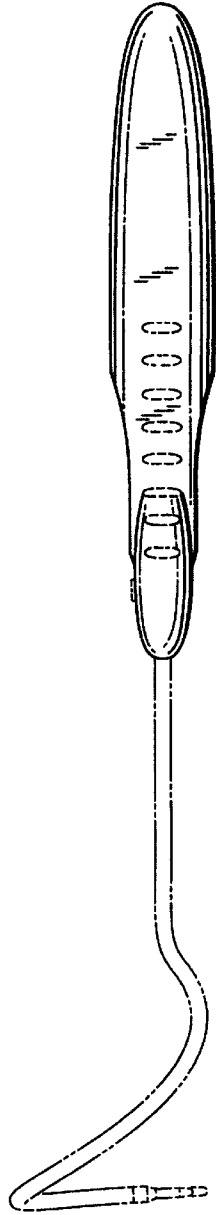


Fig. 4

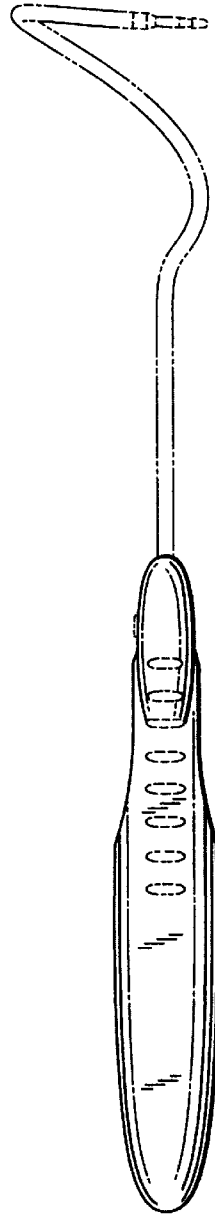
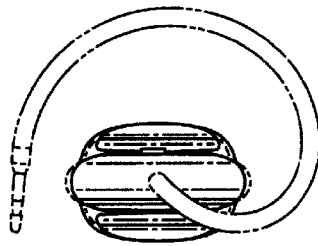
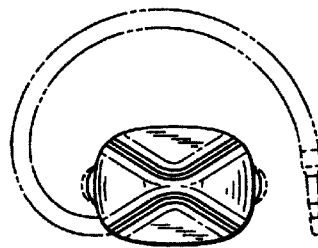


Fig. 5



**Fig. 6**



**Fig. 7**