



US 20050054856A1

(19) **United States**

(12) **Patent Application Publication**
Moody et al.

(10) **Pub. No.: US 2005/0054856 A1**

(43) **Pub. Date: Mar. 10, 2005**

(54) **CATALYSTS CONTAINING N-PYRROLYL
SUBSTITUTED NITROGEN DONORS**

(75) Inventors: **Leslie Shane Moody**, Johnson City, TN (US); **Peter Borden Mackenzie**, Kingsport, TN (US); **Christopher Moore Killian**, Gray, TN (US); **Gino Georges Lavoie**, Kingsport, TN (US); **James Allen Ponasik JR.**, Blountville, TN (US); **Anthony Gerard Martin Barrett**, Chiswick (GB); **Thomas William Smith**, Kingsport, TN (US); **Jason Clay Pearson**, Kingsport, TN (US)

Correspondence Address:

BURNS DOANE SWECKER & MATHIS L L P
POST OFFICE BOX 1404
ALEXANDRIA, VA 22313-1404 (US)

(73) Assignee: **Eastman Chemical Company**, Kingsport, TN

(21) Appl. No.: **10/931,200**

(22) Filed: **Sep. 1, 2004**

Related U.S. Application Data

- (62) Division of application No. 10/335,995, filed on Jan. 3, 2003, now Pat. No. 6,825,356, which is a division of application No. 09/507,492, filed on Feb. 18, 2000, now Pat. No. 6,559,091.
- (60) Provisional application No. 60/121,135, filed on Feb. 22, 1999. Provisional application No. 60/123,385, filed on Mar. 8, 1999. Provisional application No. 60/123,276, filed on Mar. 8, 1999. Provisional application No. 60/130,503, filed on Apr. 23, 1999. Provisional application No. 60/145,277, filed on Jul. 26, 1999.

Publication Classification

- (51) **Int. Cl.⁷** **C07F 15/00; C07F 1/00**
- (52) **U.S. Cl.** **548/101; 502/162**

(57) **ABSTRACT**

Catalyst compositions useful for the polymerization or oligomerization of olefins are disclosed. Certain of the catalyst compositions comprise N-pyrrolyl substituted nitrogen donors. Also disclosed are processes for the polymerization or oligomerization of olefins using the catalyst compositions.

CATALYSTS CONTAINING N-PYRROLYL SUBSTITUTED NITROGEN DONORS

CROSS REFERENCE TO RELATED APPLICATIONS

[0001] This application claims the benefit of the following provisional applications under 35 USC 119, Provisional Application Ser. No. 60/121,135, filed Feb. 22, 1999; Provisional Application Ser. No. 60/123,385, filed Mar. 8, 1999; Provisional Application Ser. No. 60/123,276, filed Mar. 8, 1999; Provisional Application Ser. No. 60/130,503, filed Apr. 23, 1999; Provisional Application Ser. No. 60/145,277, filed Jul. 26, 1999.

FIELD OF THE INVENTION

[0002] The present invention generally relates to catalyst compositions useful for the polymerization or oligomerization of olefins, and to processes of using the catalyst compositions. Certain of these catalyst compositions comprise N-pyrrolyl substituted nitrogen donors.

BACKGROUND OF THE INVENTION

[0003] Olefin polymers are used in a wide variety of products, from sheathing for wire and cable to film. Olefin polymers are used, for instance, in injection or compression molding applications, in extruded films or sheeting, as extrusion coatings on paper, for example photographic paper and digital recording paper, and the like. Improvements in catalysts have made it possible to better control polymerization processes and, thus, influence the properties of the bulk material. Increasingly, efforts are being made to tune the physical properties of plastics for lightness, strength, resistance to corrosion, permeability, optical properties, and the like, for particular uses. Chain length, polymer branching and functionality have a significant impact on the physical properties of the polymer. Accordingly, novel catalysts are constantly being sought in attempts to obtain a catalytic process for polymerizing olefins which permits more efficient and better-controlled polymerization of olefins.

[0004] Conventional polyolefins are prepared by a variety of polymerization techniques, including homogeneous liquid phase, gas phase, and slurry polymerization. Certain transition metal catalysts, such as those based on titanium compounds (e.g. $TiCl_3$ or $TiCl_4$) in combination with organoaluminum cocatalysts, are used to make linear and linear low-density polyethylenes as well as poly- α -olefins such as polypropylene. These so-called "Ziegler-Natta" catalysts are quite sensitive to oxygen and are ineffective for the copolymerization of nonpolar and polar monomers. Following the early discovery of Ziegler-Natta catalysts, there has been intense recent interest in the development and study of homogeneous early transition metal (Group 4-6) catalysts for the polymerization of olefins. These well-defined catalysts, which were first viewed as mechanistic models for heterogeneous Ziegler-Natta catalysts, are receiving increasing commercial attention. In fact, a growing understanding of the relationship between catalyst structure and polymer properties has led to significant advances in rational catalyst design. Recent advances in Group 4-6 single-site olefin polymerization catalysis include the following.

[0005] The following documents describe the use of monocyclopentadienyl amido titanium complexes for the polymerization of olefins as described by J. M. Canich, EP 420,436 (199-1) and Stevens et al., EP-416,815 (1991).

Waymouth et al., *Science*, 1995, 267, 217, disclose the use of oscillating catalysts based on unbridged substituted indenyl complexes of zirconium. Mitsui Chemicals Inc. disclose the use of nitrogen/oxygen chelate ligands on Group 4-6 transition metals as catalysts for the polymerization of olefins, EP 874,005 (1998). McConville et al., *J. Am. Chem. Soc.*, 1996, 118, 10008-10009, describe the living polymerization of olefins with chelating diamido complexes of Ti and Zr. Schrock et al., *J. Am. Chem. Soc.*, 1997, 119, 3830, *J. Am. Chem. Soc.*, 1999, 121, 5797, also describe catalysts comprising chelating diamido complexes of Ti and Zr. DSM (WO 94/14854 and EP 0 532 098 A1), BP (EP 0 641 804 A2 and EP 0 816 384 A2), Chevron (WO 94/11410), and Exxon (WO 94/01471) describe the use of Group 4-6 imido catalysts for the polymerization of olefins. Jordan et al., WO 98/40421, disclose the use of novel cationic Group 13 complexes incorporating bidentate ligands as olefin polymerization catalysts.

[0006] Recent advances in Group 8-10 catalysts for the polymerization of olefins include the following.

[0007] European Patent Application No. 381,495 describes the polymerization of olefins using palladium and nickel catalysts, which contain selected bidentate phosphorous containing ligands.

[0008] U. Klabunde, U.S. Pat. Nos. 4,906,754, 4,716,205, 5,030,606, and 5,175,326, describes the conversion of ethylene to polyethylene using anionic phosphorous, oxygen donors ligated to Ni(II). The polymerization reactions were run between 25 and 100° C. with modest yields, producing linear polyethylene having a weight-average molecular weight ranging between 8K and 350 K. In addition, Klabunde describes the preparation of copolymers of ethylene and functional group containing monomers.

[0009] M. Peuckert et al., *Organomet.* 1983, 2(5), 594, disclose the oligomerization of ethylene using phosphine/carboxylate donors ligated to Ni(II), which showed modest catalytic activity (0.14 to 1.83 TO/s). The oligomerizations were carried out at 60 to 95° C. and 10 to 80 bar ethylene in toluene, to produce α -olefins.

[0010] R. E. Murray, U.S. Pat. Nos. 4,689,437 and 4,716,138, describes the oligomerization of ethylene using phosphine, sulfonate donors ligated to Ni(II). These complexes show catalyst activities approximately 15 times greater than those reported with phosphine, carboxylate analogs.

[0011] W. Keim et al., *Angew. Chem. Int. Ed. Eng.*, 1981, 20, 116, and V. M. Mohring et al., *Angew. Chem. Int. Ed. Eng.*, 1985, 24, 1001, disclose the polymerization of ethylene and the oligomerization of α -olefins with aminobis(imino)phosphorane nickel catalysts.

[0012] Wilke, *Angew. Chem. Int. Ed. Engl.*, 1988, 27, 185, describes a nickel allyl phosphine complex for the polymerization of ethylene.

[0013] K. A. O. Starzewski et al., *Angew. Chem. Int. Ed. Engl.*, 1987, 26, 63, and U.S. Pat. No. 4,691,036, describe a series of bis(ylide) nickel complexes, used to polymerize ethylene to provide high molecular weight linear polyethylene.

[0014] L. K. Johnson et al., WO 96/23010; U.S. Pat. No. 5,866,663; U.S. Pat. Nos. 5,886,224; 5,891,963; 5,880,323; and 5,880,241; disclose the polymerization of olefins using cationic nickel, palladium, iron, and cobalt complexes containing diimine and bisoxazoline ligands. This document also describes the polymerization of ethylene, acyclic ole-

ins, and/or selected cyclic olefins and optionally selected unsaturated acids or esters such as acrylic acid or alkyl acrylates to provide olefin homopolymers or copolymers. L. K. Johnson et al., *J. Am. Chem. Soc.*, 1995, 117, 6414, describe the polymerization of olefins such as ethylene, propylene, and 1-hexene using cationic α -diimine-based nickel and palladium complexes. These catalysts have been described to polymerize ethylene to high molecular weight branched polyethylene. In addition to polymerizing ethylene, the Pd complexes act as catalysts for the polymerization and copolymerization of olefins and methyl acrylate.

[0015] WO 97/02298 discloses the polymerization of olefins using a variety of neutral N, O, P, or S donor ligands, in combination with a nickel(0) compound and an acid.

[0016] Eastman Chemical Company has recently described in a series of patent applications (WO 98/40374, WO 98/37110, WO 98/47933, and WO 98/40420) several new classes of Group 8-10 transition metal catalysts for the polymerization of olefins. Also described are several new polymer compositions derived from epoxybutene and derivatives thereof.

[0017] Brown et al., WO 97/17380, WO 97/48777, WO 97/48739, and WO 97/48740, describe the use of Pd α -diimine catalysts for the polymerization of olefins including ethylene in the presence of air and water.

[0018] Fink et al., U.S. Pat. No. 4,724,273, describe the polymerization of α -olefins using aminobis(imino)phosphorane nickel catalysts and the compositions of the resulting poly(α -olefins).

[0019] Recently, Vaughan et al., WO 97/48736, Denton et al., WO 97/48742, and Sugimura et al., WO 97/38024, describe the polymerization of ethylene using silica supported α -diimine nickel-catalysts.

[0020] Phillips, EP 884,331, discloses the use of nickel α -diimine catalysts for the polymerization of ethylene in their slurry loop process.

[0021] Neutral nickel catalysts for the polymerization of olefins are described in WO 98/30610; WO 98/30609; WO 98/42665; and WO 98/42664.

[0022] Highly active iron and cobalt catalysts ligated by pyridine bis(imines) for the polymerization and oligomerization of ethylene have been independently described by University of North Carolina-Chapel Hill (WO 99/02472), DuPont (WO 98/27124), BP Chemical and Imperial College (WO 99/12981).

[0023] Also recently, Canich et al., WO 97/48735, and Mecking, DE 19707236 A1, describe the use of mixed α -diimine catalysts with group IV transition metal catalysts for the polymerization of olefins. Additional recent developments are described by Sugimura et al. in JP 96-84344 and JP 96-84343, by Yorisue et al. in JP 96-70332, by McLain et al. in WO 98/03559, by Weinberg et al. in WO 98/03521, by Wang et al. in WO 99/09078, by Coughlin in WO 99/10391, and by Matsunaga et al. in WO 97/48737.

[0024] Notwithstanding these advances in non-Ziegler-Natta catalysis, there remains a need for new transition metal catalysts, particularly those which are more thermally stable, allow for new polymer microstructures, or are more functional group tolerant. In addition, there is a need for novel methods of polymerizing olefins employing such catalysts, and for the novel polymers which result.

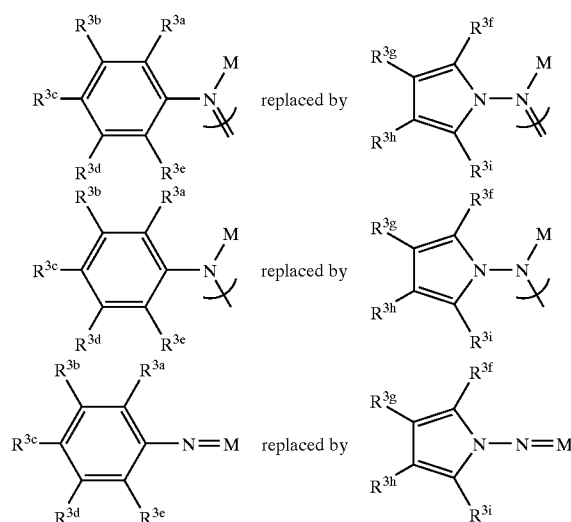
SUMMARY OF THE INVENTION

[0025] A number of transition metal complexes containing nitrogen donor ligands have proven valuable as catalysts for olefin polymerization. A key feature of many of these catalysts is the introduction of steric hindrance through the use of a substituted aryl group on the ligated nitrogen. The steric bulk associated with such fragments tends to suppress premature chain transfer and may, in some cases, stabilize the catalyst towards decomposition, increase the catalyst activity, act to modify the polymer microstructure, or otherwise have beneficial effects.

[0026] We have found that catalysts comprising 1-pyrrolyl or substituted 1-pyrrolyl N-donor ligands represent a highly effective and versatile new class of olefin polymerization catalysts. Indeed, we have discovered that the use of such fragments represents a new polyolefin catalyst design principle, wherein aryl substituted nitrogen donors of existing polyolefin catalysts are replaced by pyrrolyl substituted nitrogen donors, as shown in Scheme I, where M is Sc, a Group 4-10 transition metal, Al or Ga, and

[0027] R^{3a-i} are each independently H, hydrocarbyl, substituted hydrocarbyl, heteroatom connected hydrocarbyl, heteroatom connected substituted hydrocarbyl, fluoroalkyl, silyl, boryl, fluoro, chloro, bromo, cyano, or nitro, and where any two of R^{3a-i} may be linked by a bridging group.

Scheme I

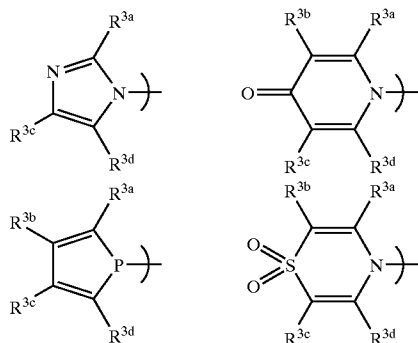


[0028] This strategy is expected to apply to essentially all previously reported olefin polymerization and oligomerization catalysts incorporating an aryl-substituted nitrogen donor ligand. Thus, catalysts reported in U.S. Pat. Nos. 5,866,663; 5,886,224; 5,891,963; 5,880,323; 5,880,241, and in WO 96/23010, WO 99/10391, WO 99/05189, WO 98/56832, WO 98/03559, WO 98/47934, WO97/02298, WO 98/30609, WO 98/42665, WO 98/42664, WO 98/47933, WO 98/40420, WO 98/40374, EP 420,436 (1991), EP 416, 815 (1991), *Science*, 1995, 267, 217, EP 874,005(1998), *J. Am. Chem. Soc.*, 1996, 118, 10008-10009, WO 94/14854, EP 0 532 098 A1, EP 0 641 804 A2, EP 0 816 384 A2, WO94/11410, WO94/01471, WO 98/40421, and Chem. Commun., 1998, 313 which have their aryl substituted nitrogen donor fragment or fragments replaced by a N-pyrrolyl or substituted N-pyrrolyl nitrogen donor fragment or

fragments are all contemplated to be within the scope of our invention. All U.S. Patents referred to herein are incorporated by reference. Also provided are certain ligands, as depicted in Sets 1-15 below, which are useful as intermediates in the preparation of the polyolefin polymerization and oligomerization catalyst compositions of the present invention.

[0029] While catalysts containing N-donors substituted by 1-aminopyrrolyl or substituted 1-aminopyrrolyl groups represent a preferred class, N-donor ligands substituted by other types of $\text{—NR}^{2a}\text{R}^{2b}$ groups, where R^{2a} and R^{2b} are each independently H, hydrocarbyl, substituted hydrocarbyl, silyl, boryl, or ferrocenyl, and where R^{2a} and R^{2b} may be connected to form a ring, are also expected to be useful in constituting olefin polymerization catalysts. Examples of cyclic $\text{—NR}^{2a}\text{R}^{2b}$ groups are shown in Scheme X, wherein R^{3a-d} are as defined above, and include 2,6-dialkyl-4-oxo-4H-pyridin-1-yl, 2,5-dialkyl-1-imidazolyl, and 2,6-dimethyl-3-methoxycarbonyl-4-oxo-4H-pyridin-1-yl groups.

Scheme X



[0030] It is expected that those cyclic $\text{—NR}^{2a}\text{R}^{2b}$ groups wherein the electronic characteristics of the nitrogen of the $\text{—NR}^{2a}\text{R}^{2b}$ group are similar to those of a pyrrolyl nitrogen will be especially useful. Catalysts containing N-donors substituted by cyclic $\text{—PR}^{4a}\text{R}^{4b}$ groups (wherein R^{4a} and R^{4b} are each independently hydrocarbyl, substituted hydrocarbyl, heteroatom connected hydrocarbyl, or heteroatom connected substituted hydrocarbyl, and wherein R^{4a} and R^{4b} may be linked by a bridging group), including especially 1-phospholyl or substituted 1-phospholyl groups, are similarly expected to be useful in constituting olefin polymerization catalysts.

DETAILED DESCRIPTION OF THE INVENTION

[0031] Thus, in a first aspect, this invention relates to a catalyst composition for the polymerization or oligomerization of olefins, comprising a metal complex ligated by a monodentate, bidentate, tridentate, or tetradentate ligand, wherein at least one of the donor atoms of the ligand is a nitrogen atom substituted by a 1-pyrrolyl or substituted 1-pyrrolyl group; wherein:

[0032] the remaining donor atoms of the ligand are selected from the group consisting of C, N, P, As, O, S, and Se; and wherein

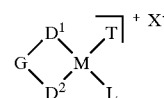
[0033] said metal of said metal complex is selected from the group consisting of Sc, Ta, Ti, Zr, Hf, V, Nb, Cr, Mo, W, Mn, Re, Fe, Ru, Os, Co, Rh, Ir, Ni, Cu, Pd, Pt, Al, and Ga.

[0034] Preferred catalyst compositions in this first aspect are those comprising a bidentate or tridentate ligand. Numerous examples of such catalyst compositions are contained herein.

[0035] In a second aspect, this invention relates to a process for the polymerization or oligomerization of olefins, which comprises contacting one or more olefins with the catalyst composition of the first aspect. Polymerization reaction temperatures of between about 20 and about 160° C. are preferred, with temperatures between about 60 and about 100° C. being especially preferred. Ethylene, propylene, 1-butene, 1-hexene and 1-octene are preferred olefin monomers. When ethylene is used as the primary or predominant olefin monomer, pressures between about 1 and about 100 atm are preferred.

[0036] In a third aspect, this invention relates to a catalyst composition for the polymerization or oligomerization of olefins, comprising a catalyst composition of the first aspect, wherein the metal is selected from the group consisting of Co, Fe, Ni, and Pd, and the ligand is a neutral bidentate ligand.

[0037] A first preferred embodiment of this third aspect are those catalyst compositions wherein the metal complex is either (i) a compound of formula XIa, or (ii) the reaction product of $\text{Ni}(1,5\text{-cyclooctadiene})_2$, $\text{B}(\text{C}_6\text{F}_5)_3$, one or more olefins, and said neutral bidentate ligand:



XIa

[0038] wherein:

[0039] M is Fe, Co, Ni or Pd;

[0040] D^1 , D^2 , and G collectively comprise the neutral bidentate ligand;

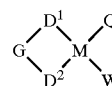
[0041] D^1 and D^2 are monodentate donors linked by a bridging group G, wherein at least one of D^1 and D^2 is ligated to the metal M by a nitrogen atom substituted by a 1-pyrrolyl or a substituted 1-pyrrolyl group;

[0042] T is H, hydrocarbyl, substituted hydrocarbyl, or other group capable of inserting an olefin;

[0043] L is an olefin or a neutral donor group capable of being displaced by an olefin; in addition, T and L may be taken together to form a π -allyl or π -benzyl group; and

[0044] X is a weakly coordinating anion.

[0045] A second preferred embodiment in this third aspect are those catalyst compositions wherein the metal complex is the reaction product of a compound of formula XIb and a second compound Y:



XIb

[0046] wherein:

[0047] M is Fe, Co, Ni or Pd;

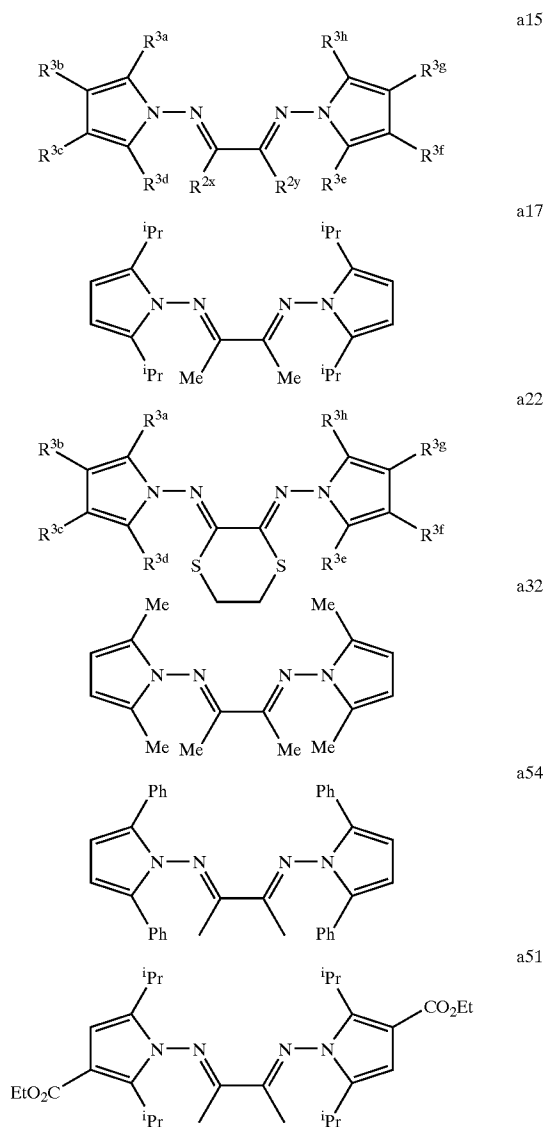
[0048] D^1 , D^2 , and G collectively comprise the neutral bidentate ligand;

[0049] D^1 and D^2 are monodentate donors linked by a bridging group G, wherein at least one of D^1 and D^2 is ligated to the metal M by a nitrogen atom substituted by a 1-pyrrolyl or a substituted 1-pyrrolyl group;

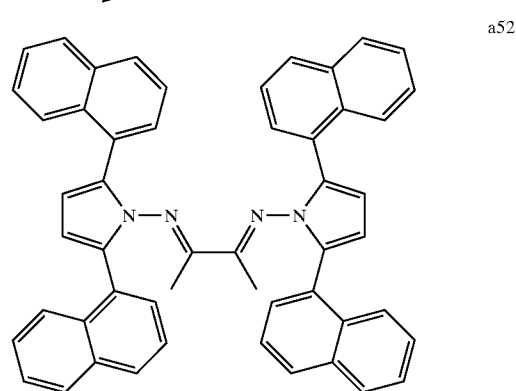
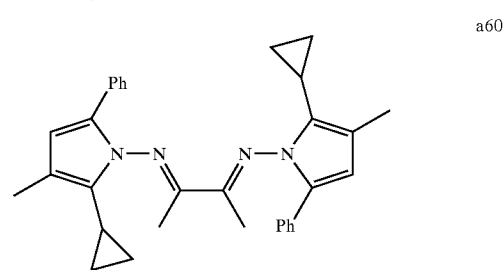
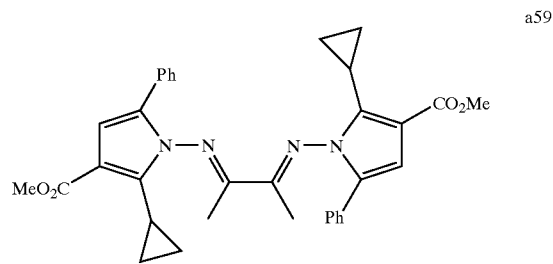
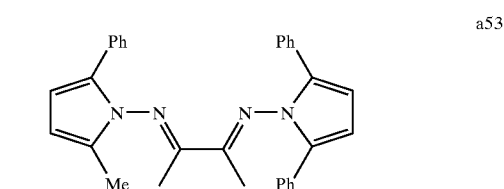
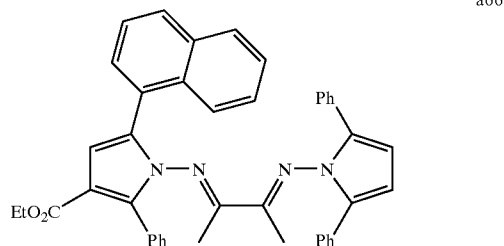
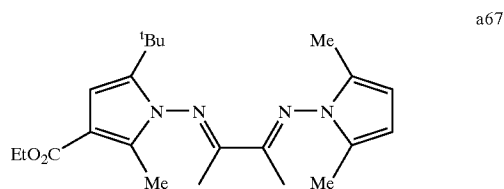
[0050] Q and W are each independently fluoro, chloro, bromo or iodo, hydrocarbyl, substituted hydrocarbyl, heteroatom attached hydrocarbyl, heteroatom attached substituted hydrocarbyl, or collectively sulfate, or may be taken together to form a π -allyl, π -benzyl, or acetylacetonate group, in which case a weakly coordinating counteranion X^- is also present; and

[0051] is a neutral Lewis acid capable of abstracting Q^- or W^- to form a weakly coordinating anion, a cationic Lewis acid whose counterion is a weakly coordinating anion, or a Bronsted acid whose conjugate base is a weakly coordinating anion.

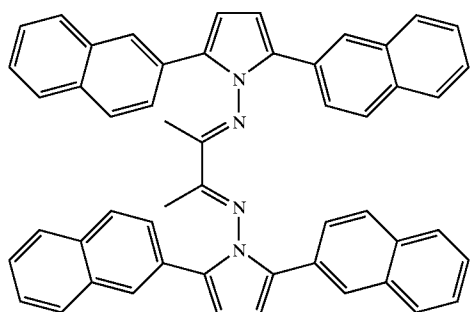
[0052] A third, more-preferred, embodiment in this third aspect are those catalyst compositions of the first or second embodiments in which the metal M in formulas XIa or XIb is Ni and the neutral bidentate ligand is selected from Set 1:



-continued



-continued



a58

[0053] wherein:

[0054] $R^{2x,y}$ are each independently H, hydrocarbyl, substituted hydrocarbyl, heteroatom connected hydrocarbyl, heteroatom connected substituted hydrocarbyl; silyl, boryl, or ferrocenyl; in addition, R^{2x} and R^{2y} may be linked by a bridging group; and

[0055] R^{3a-h} are each independently H, hydrocarbyl, substituted hydrocarbyl, heteroatom connected hydrocarbyl, heteroatom connected substituted hydrocarbyl, fluoroalkyl, silyl, boryl, fluoro, chloro, bromo, cyano, or nitro; in addition, any two of R^{3a-h} may be linked by a bridging group.

[0056] In a fourth preferred embodiment, the catalyst compositions of the third aspect are attached to a solid support, with those catalyst compositions wherein the metal is nickel and the solid support is silica representing an especially preferred, fifth embodiment.

[0057] In a fourth aspect, this invention relates to a process for the polymerization or oligomerization of olefins, which comprises contacting one or more olefins with the catalyst composition of the third aspect.

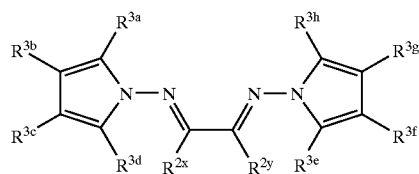
[0058] A first preferred embodiment of this fourth aspect is the process wherein linear olefins are obtained.

[0059] A second preferred embodiment of this fourth aspect is the process wherein a polyolefin wax is obtained.

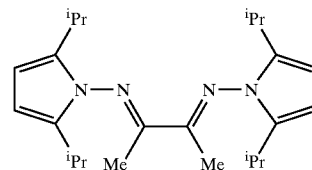
[0060] In a fifth aspect, this invention relates to a process for the polymerization of olefins, which comprises contacting one or more olefins with a catalyst composition of the fourth or fifth embodiment of the third aspect. A first preferred embodiment of this fifth aspect is the process wherein the metal is Ni, the solid support is silica, and the catalyst is activated by treatment with an alkylaluminum in a gas phase, fluidized bed, olefin polymerization reactor, or in an inlet stream thereof. A second, more preferred, embodiment of this fifth aspect is the process wherein the alkylaluminum is trimethylaluminum.

[0061] The in situ catalyst activation protocol described as a first preferred embodiment of the fifth aspect represents a significant process breakthrough. The in situ catalyst activation allows for the addition to a gas phase reactor an inactive or passivated catalyst that is activated in the reactor, and catalyst activity increases as additional sites become activated. This process allows for more convenient catalyst handling as well as improved control and stability of the gas phase process.

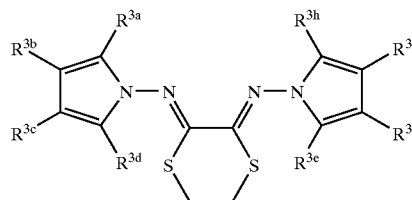
[0062] In a sixth aspect, this invention relates to a compound selected from Set 2.



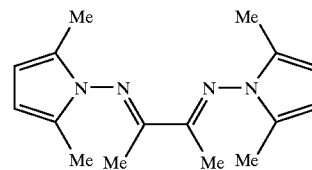
a15



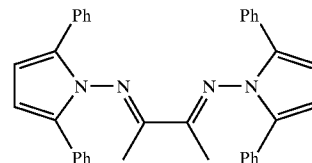
a17



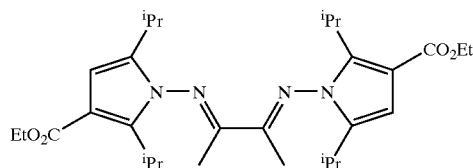
a22



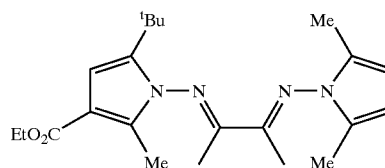
a32



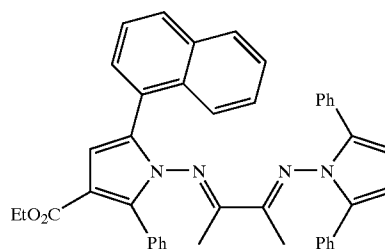
a54



a51

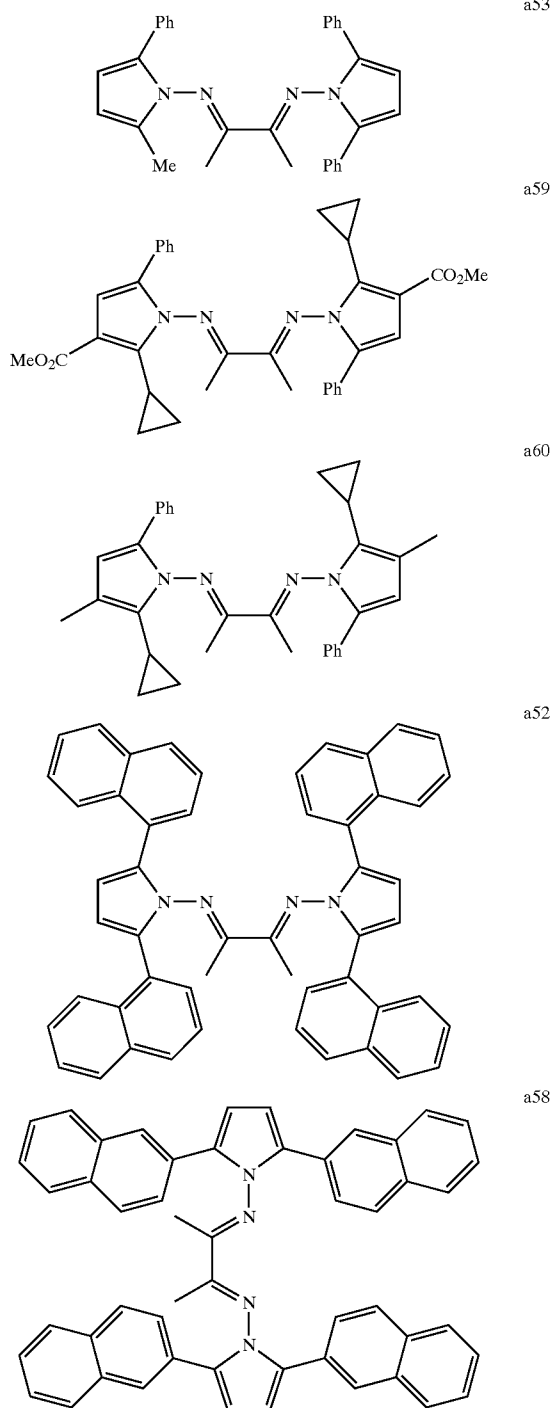


a67



a66

-continued

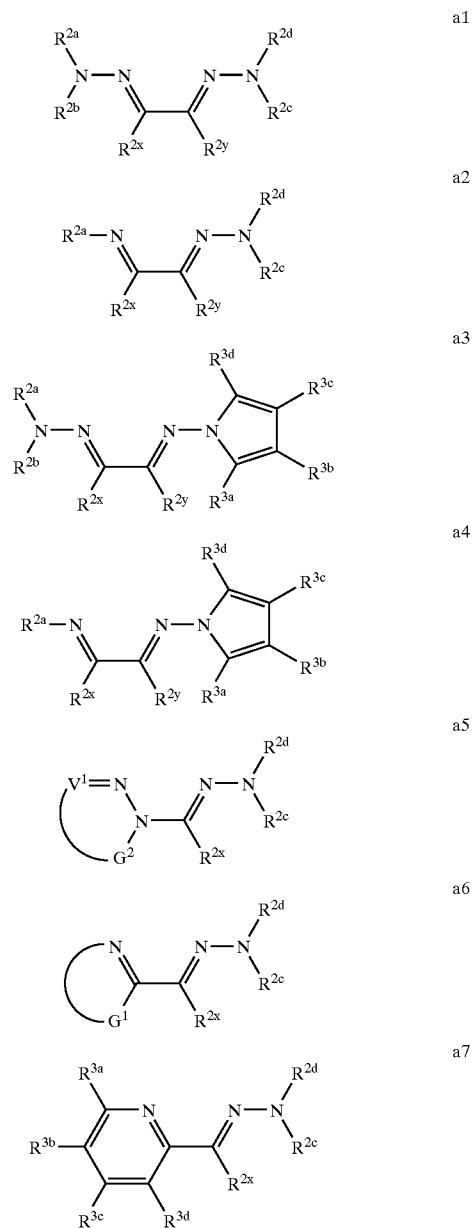


[0063] wherein:

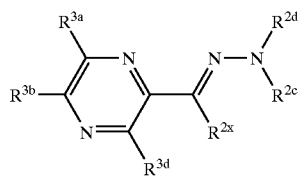
[0064] $R^{2x,y}$ are each independently H, hydrocarbyl, substituted hydrocarbyl, heteroatom connected hydrocarbyl, heteroatom-connected substituted hydrocarbyl; silyl, boryl, or ferrocenyl; in addition, R^{2x} and R^{2y} may be linked by a bridging group;

[0065] R^{3a-h} are each independently H, hydrocarbyl, substituted hydrocarbyl, heteroatom connected hydrocarbyl, heteroatom connected substituted hydrocarbyl, fluoroalkyl, silyl, boryl, fluoro, chloro, bromo, cyano, or nitro; in addition, any two of R^{3a-h} may be linked by a bridging group.

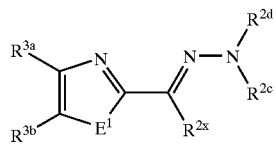
[0066] In a seventh aspect, this invention relates to a catalyst composition for the polymerization or oligomerization of olefins, comprising either (i) a cationic Group 8-10 transition metal complex of a neutral bidentate ligand selected from Set 3, or a tautomer thereof, and a weakly coordinating anion X^- , or (ii) the reaction product of $Ni(1,5\text{-cyclooctadiene})_2$, $B(C_6F_5)_3$, one or more olefin monomers, and a neutral bidentate ligand selected from Set 3:



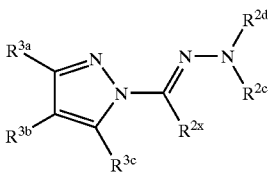
-continued



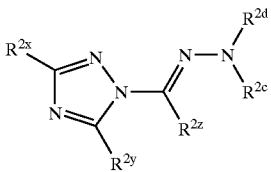
a8



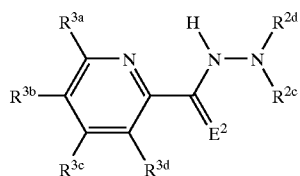
a9



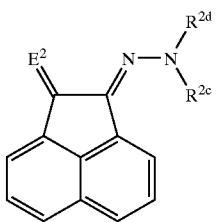
a10



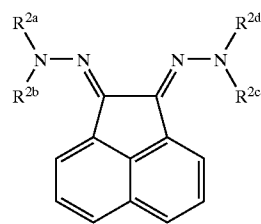
a11



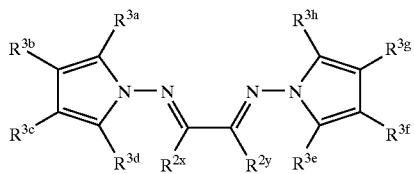
a12



a13

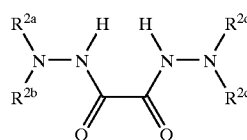


a14

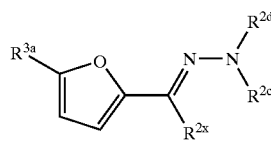


a15

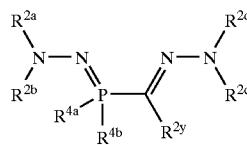
-continued



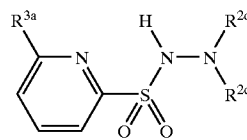
a16



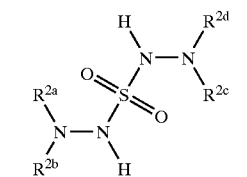
a18



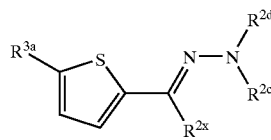
a19



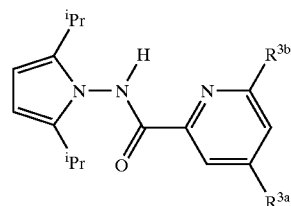
a20



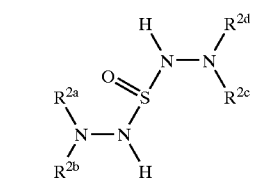
a21



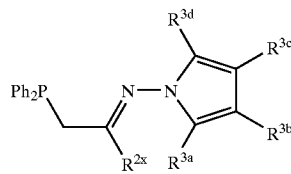
a22



a23

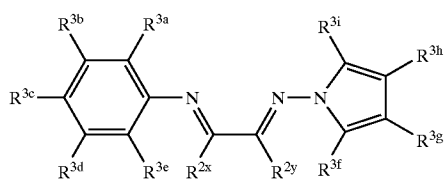


a24



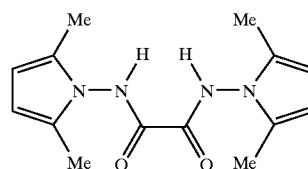
a25

-continued

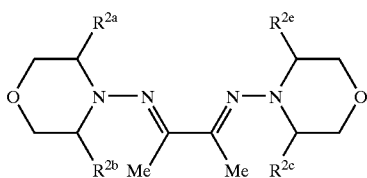


a28

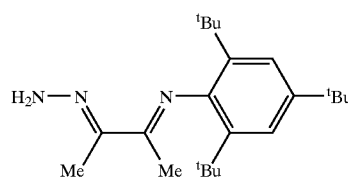
-continued



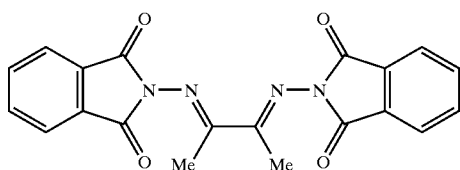
a37



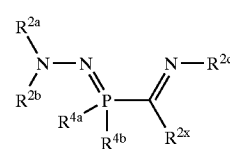
a29



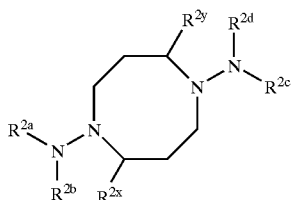
a38



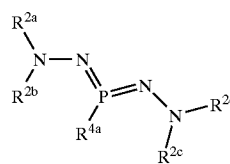
a30



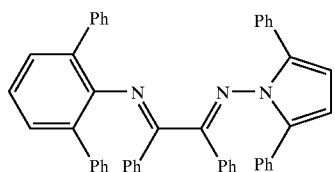
a39



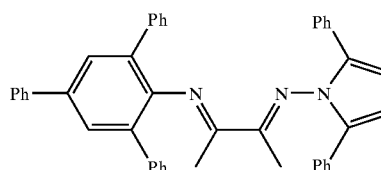
a31



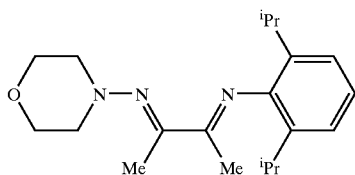
a40



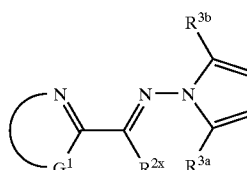
a33



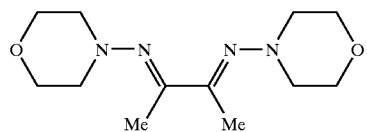
a41



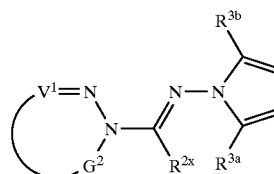
a34



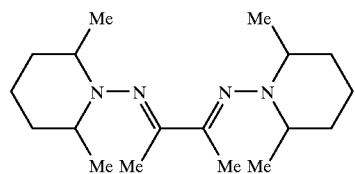
a43



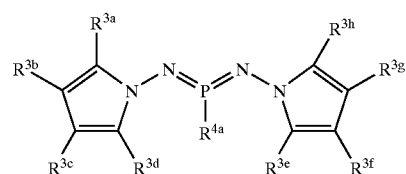
a35



a44

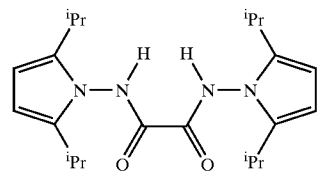
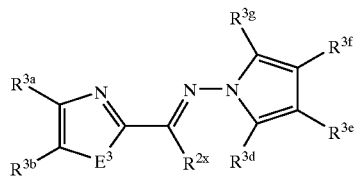
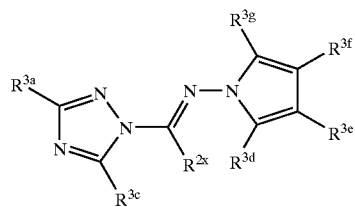
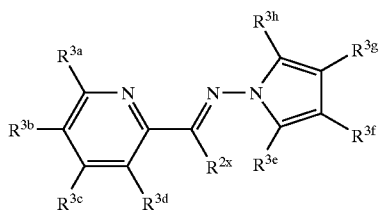
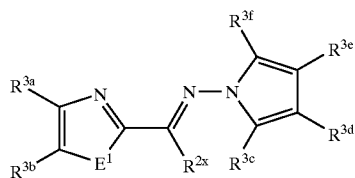
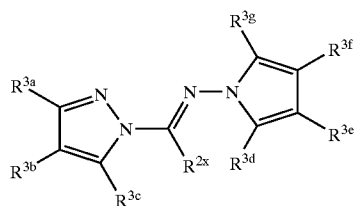
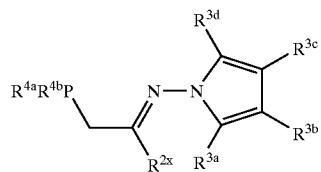
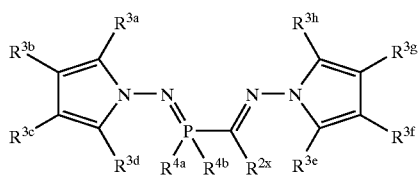


a36

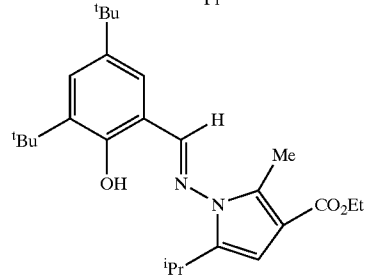
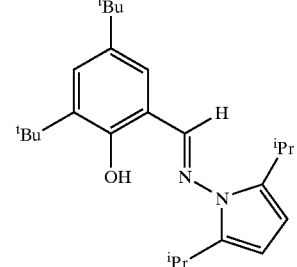
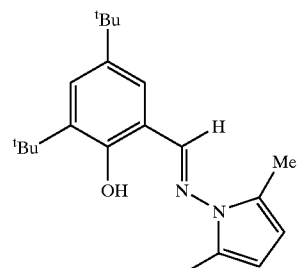
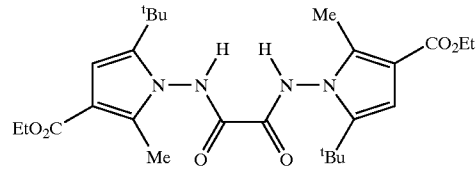
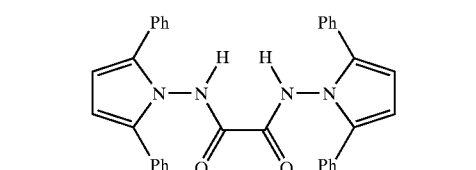
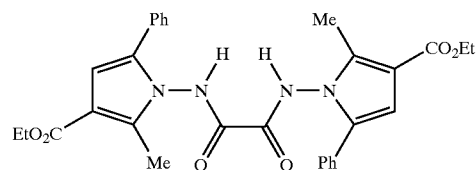
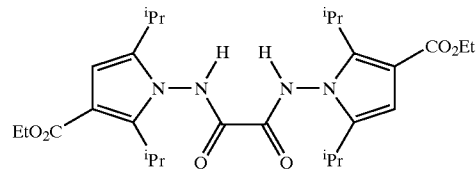


a45

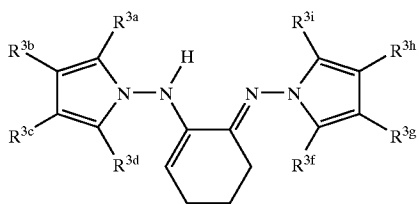
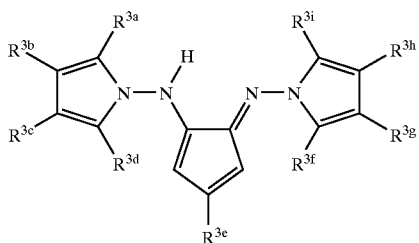
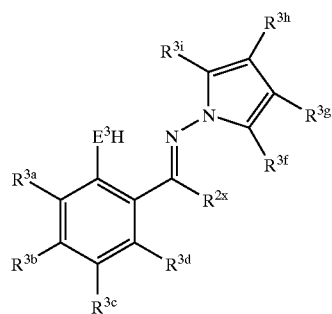
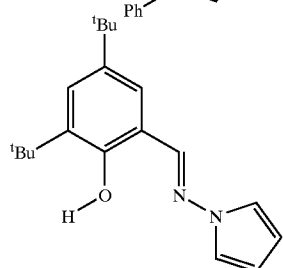
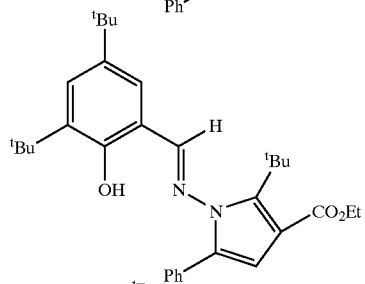
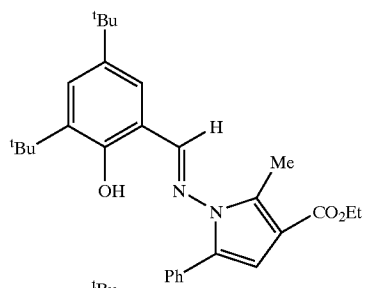
-continued



-continued

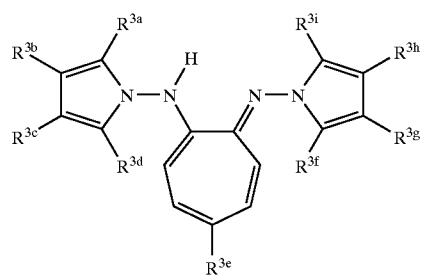


-continued



-continued

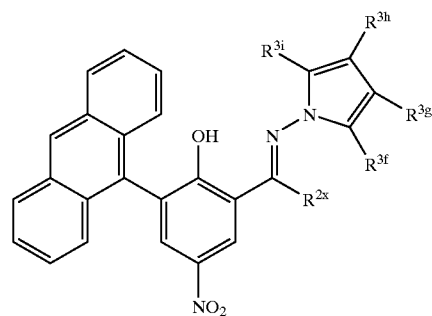
b4



b10

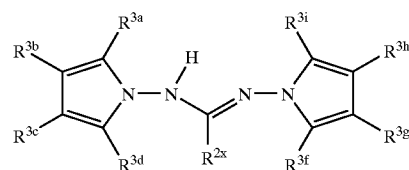
b5

b6



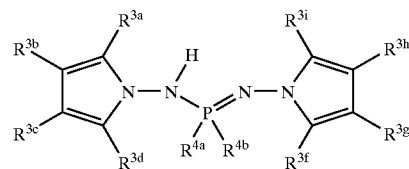
b11

b7



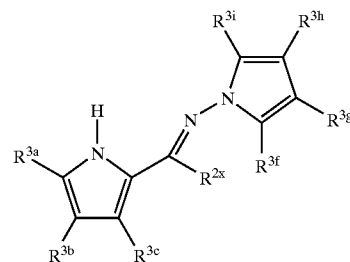
b12

b7



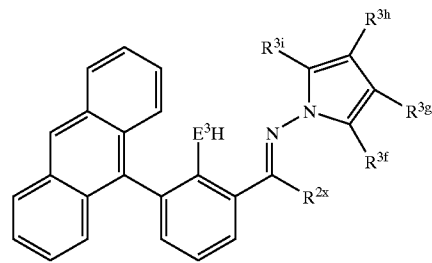
b13

b8



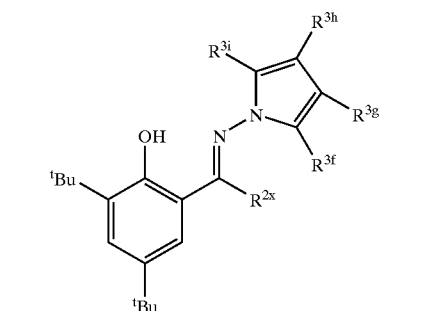
b14

b9



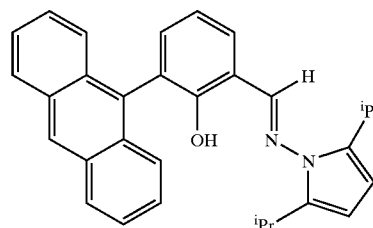
b15

-continued

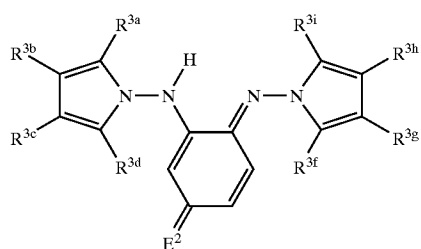


b16

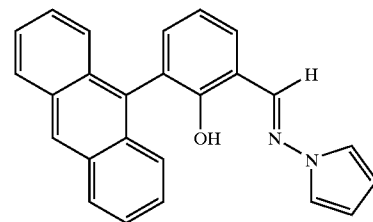
-continued



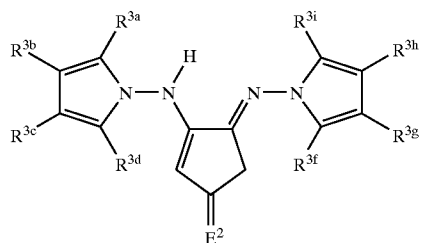
b22



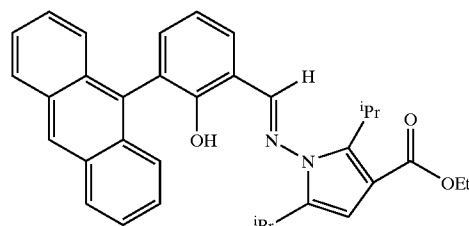
b17



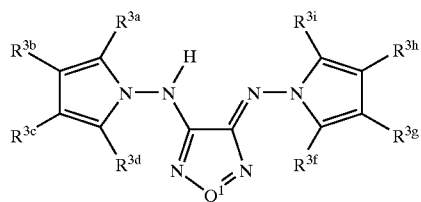
b23



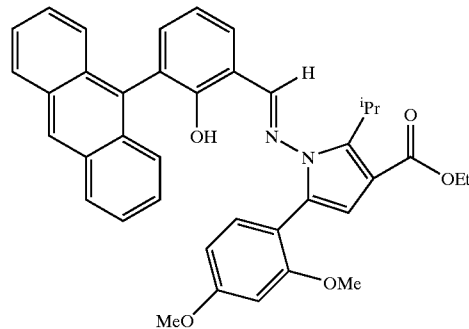
b18



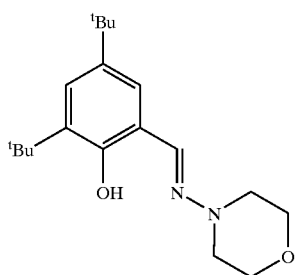
b24



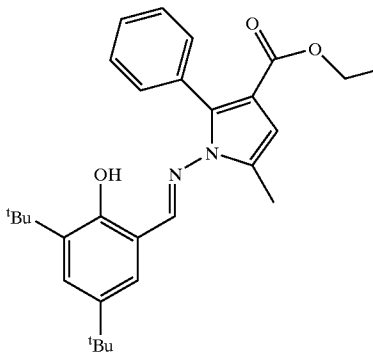
b19



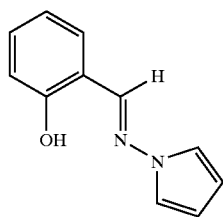
b25



b20



b26



b21

[0067] wherein:

[0068] R^{2a-f,x-z} are each independently H, hydrocarbyl, substituted hydrocarbyl, heteroatom connected hydrocarbyl, or heteroatom connected substituted hydrocarbyl; R^{2a-f} may also be silyl, boryl, or ferrocenyl; in addition, any two of R^{2a-d}, or R^{2x} and R^{2y}, may be linked by a bridging group;

[0069] R^{3a-j} are each independently H, hydrocarbyl, substituted hydrocarbyl, heteroatom connected hydrocarbyl, heteroatom connected substituted hydrocarbyl, fluoroalkyl, silyl, boryl, fluoro, chloro, bromo, cyano, or nitro; in addition, any two of R^{3a-j} may be linked by a bridging group;

[0070] R^{4a} and R^{4b} are each independently hydrocarbyl, substituted hydrocarbyl, heteroatom connected hydrocarbyl, or heteroatom connected substituted hydrocarbyl; in addition, R^{4a} and R^{4b} may be linked by a bridging group;

[0071] G^1 is hydrocarbyl, substituted hydrocarbyl, heteroatom connected hydrocarbyl, or heteroatom connected substituted hydrocarbyl;

[0072] G^1 , C, and N collectively comprise a 5- or 6-membered heterocyclic ring;

[0073] G^2 is hydrocarbyl, substituted hydrocarbyl, heteroatom connected hydrocarbyl, or heteroatom connected substituted hydrocarbyl;

[0074] G^2 , V^1 , N, and N collectively comprise a 5- or 6-membered heterocyclic ring;

[0075] V^1 is CR^{3j} , N, or $PR^{4a}R^{4b}$;

[0076] E^1 is O, S, Se, or NR^{2e} ;

[0077] E^2 and E^3 are O, S, or NR^{2e} ; and

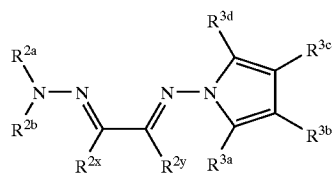
[0078] Q^1 is $C-R^{3j}$, $PR^{4a}R^{4b}$, $S(E^2)(NR^{2e}R^{2f})$, or $S(E^2)(E^3R^{2e})$

[0079] provided that the ligand is not of the formula a15, which has been previously described in the third embodiment of the third aspect of the present invention.

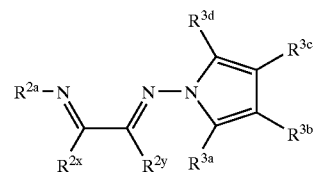
[0080] In an eighth aspect, this invention relates to a process for the polymerization or oligomerization of olefins, which comprises contacting one or more olefins with the catalyst composition of the seventh aspect. Polymerization reaction temperatures between about 20 and about 160° C. are preferred, with temperatures between about 60 and about 100° C. being more preferred. Ethylene, propylene, 1-butene, 1-hexene and 1-octene are preferred olefin monomers. When ethylene is used as the primary or predominant olefin monomer, pressures between about 1 and about 100 atm are preferred.

[0081] In a ninth aspect, this invention relates to a ligand selected from Set 4:

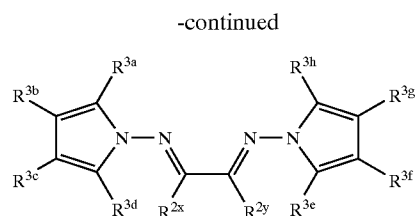
Set 4



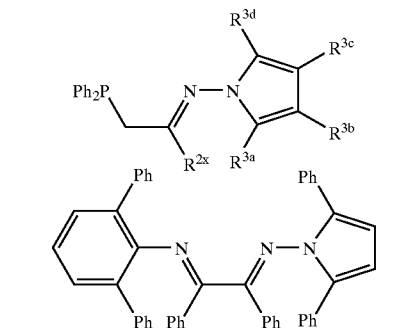
a3



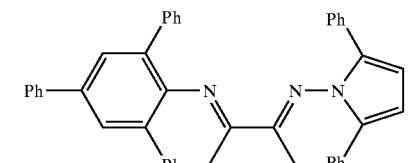
a4



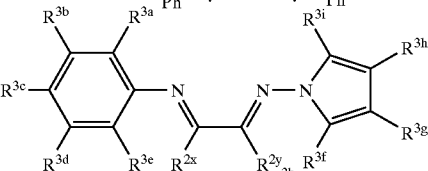
a15



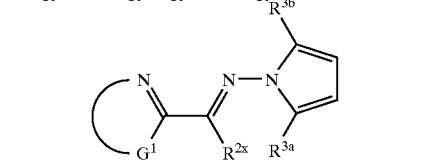
a27



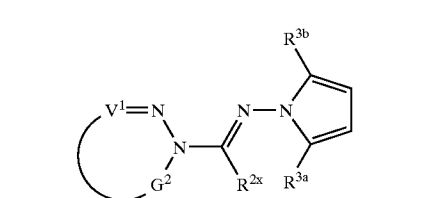
a33



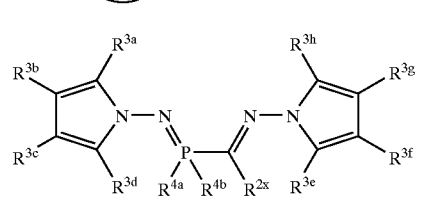
a41



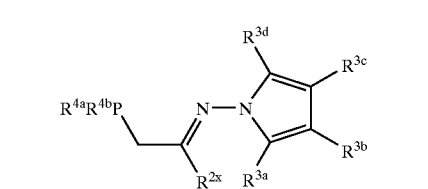
a42




a43



a44

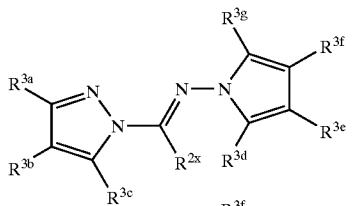


a46

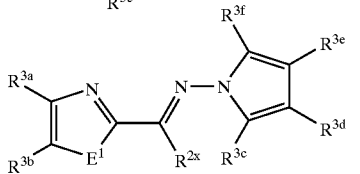


a47

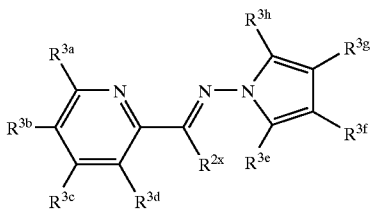
-continued



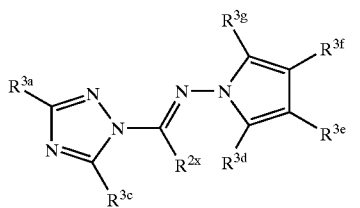
a48



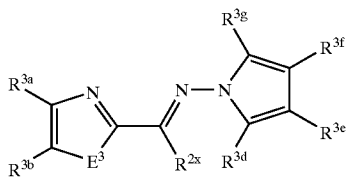
a49



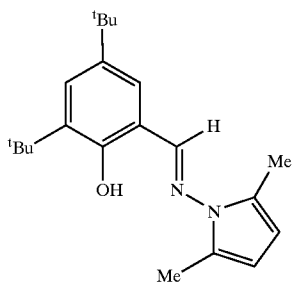
a55



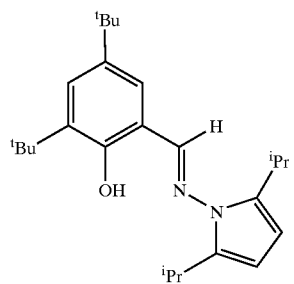
a56



a57

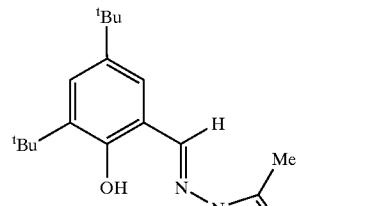


b1

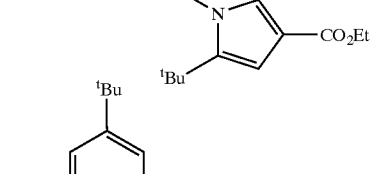


b2

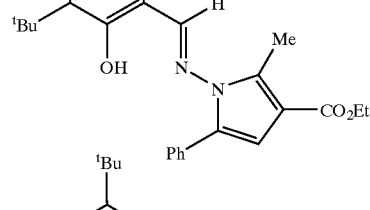
-continued



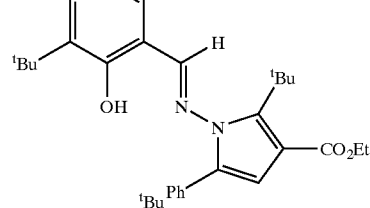
b3



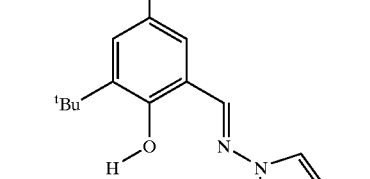
b4



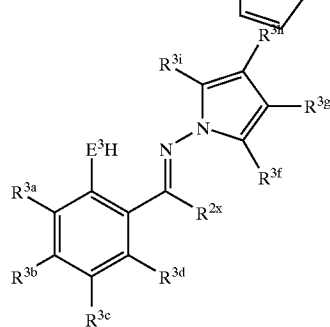
b5



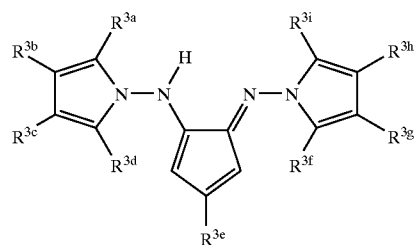
b6



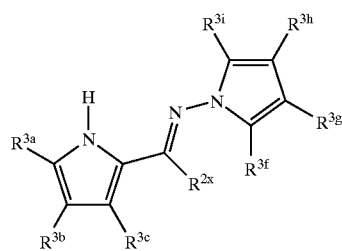
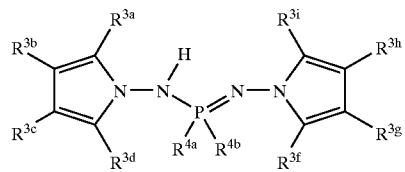
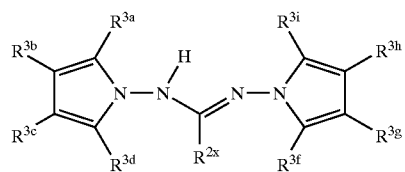
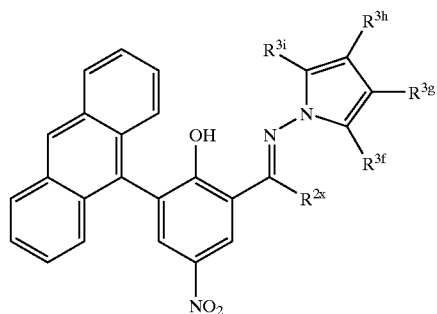
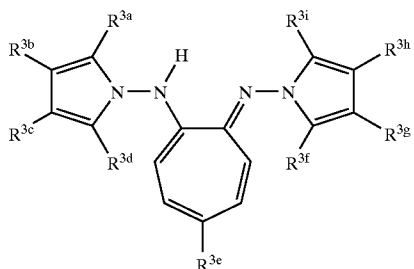
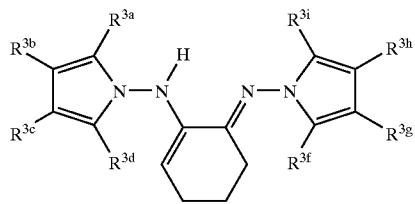
b7



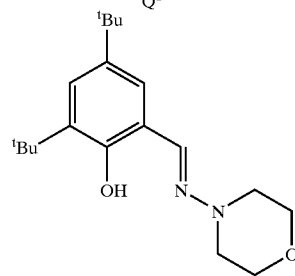
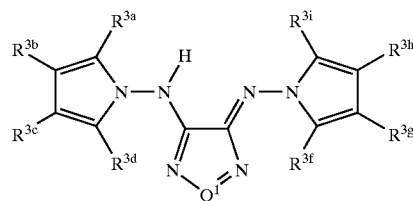
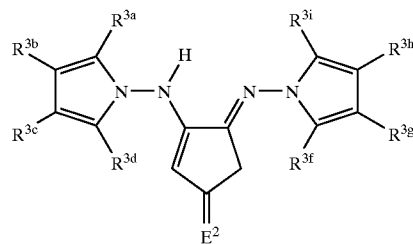
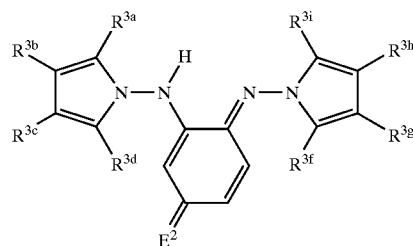
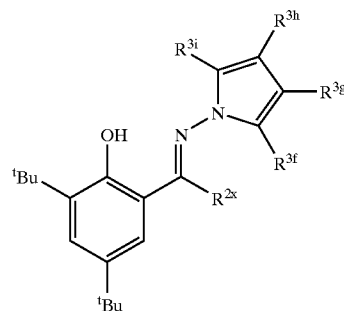
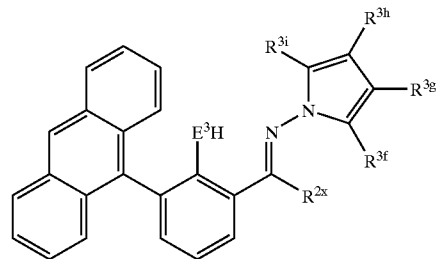
b8



-continued



-continued



b9

b15

b10

b16

b11

b17

b12

b18

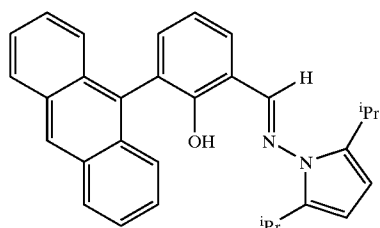
b13

b19

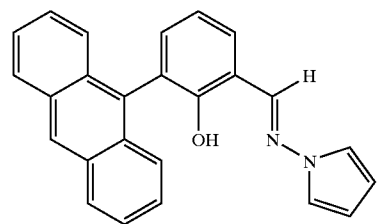
b14

b20

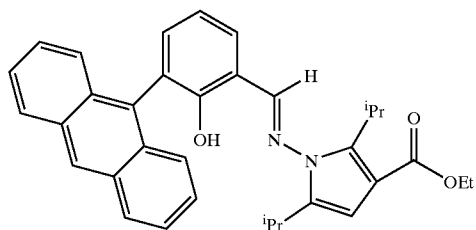
-continued



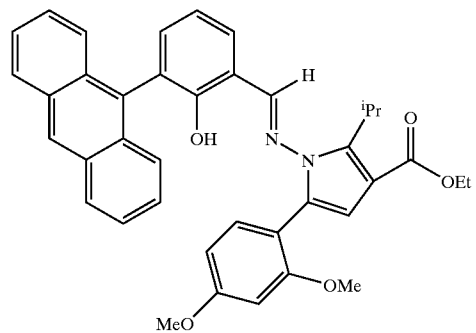
b22



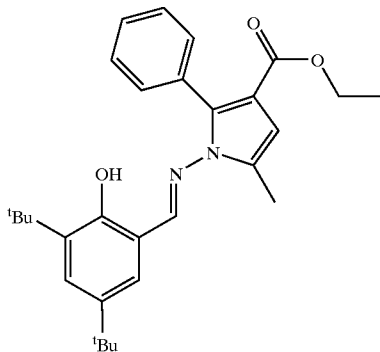
b23



b24



b25



b26

[0082] wherein:

[0083] $R^{2a-f,x-z}$ are each independently H, hydrocarbyl, substituted hydrocarbyl, heteroatom connected hydrocarbyl, or heteroatom connected substituted hydrocarbyl; R^{2a-f} may also be silyl, boryl, or ferrocenyl; in addition, any two of R^{2a-d} , or R^{2x} and R^{2y} , may be linked by a bridging group;

[0084] R^{3a-j} are each independently H, hydrocarbyl, substituted hydrocarbyl, heteroatom connected hydrocarbyl, heteroatom connected substituted hydrocarbyl, fluoroalkyl, silyl, boryl, fluoro, chloro, bromo, cyano, or nitro; in addition, any two of R^{3a-j} may be linked by a bridging group;

[0085] R^{4a} and R^{4b} are each independently hydrocarbyl, substituted hydrocarbyl, heteroatom connected hydrocarbyl, or heteroatom connected substituted hydrocarbyl; in addition, R^{4a} and R^{4b} may be linked by a bridging group;

[0086] G^1 is hydrocarbyl, substituted hydrocarbyl, heteroatom connected hydrocarbyl, or heteroatom connected substituted hydrocarbyl;

[0087] G^1 , C, and N collectively comprise a 5- or 6-membered heterocyclic ring;

[0088] G^2 is hydrocarbyl, substituted hydrocarbyl, heteroatom connected hydrocarbyl, or heteroatom connected substituted hydrocarbyl;

[0089] G^2 , V^1 , N, and N collectively comprise a 5- or 6-membered heterocyclic ring;

[0090] V^1 is CR^{3j} , N, or $PR^{4a}R^{4b}$;

[0091] E^1 is O, S, Se, or NR^{2e} ;

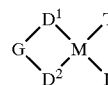
[0092] E^2 and E^3 are O, S, or NR^{2e} ; and

[0093] Q^1 is $C-R^{3j}$, $PR^{4a}R^{4b}$, $S(E^2)(NR^{2e}R^{2f})$, or $S(E^2)(E^3R^{2e})$

[0094] provided that (i) the ligand is not of the formula a15, which has been previously described in the sixth aspect, (ii) when the ligand is of the formula b7, and E^3 is O, R^{3a-d} are H, and R^{2x} is H, the pyrrolyl group is other than N-carbazolyl, N-(3-phenylindenyl) or unsubstituted N-pyrrolyl, and (iii) when the ligand is of formula a55, it is other than carbazol-9-yl-quinolin-2-ylmethylene-amine.

[0095] In a tenth aspect, this invention relates to a catalyst composition for the polymerization or oligomerization of olefins, comprising a catalyst composition of the first aspect, wherein the metal is selected from the group consisting of Co, Ni, and Pd, and the ligand is a monoanionic bidentate ligand. Preferred catalyst compositions in this tenth aspect are those wherein the metal is nickel; more preferred are those catalyst compositions wherein the metal complex is of formula XII:

XII



[0096] wherein:

[0097] M is nickel;

[0098] D^1 , D^2 , and G collectively comprise the monoanionic bidentate ligand;

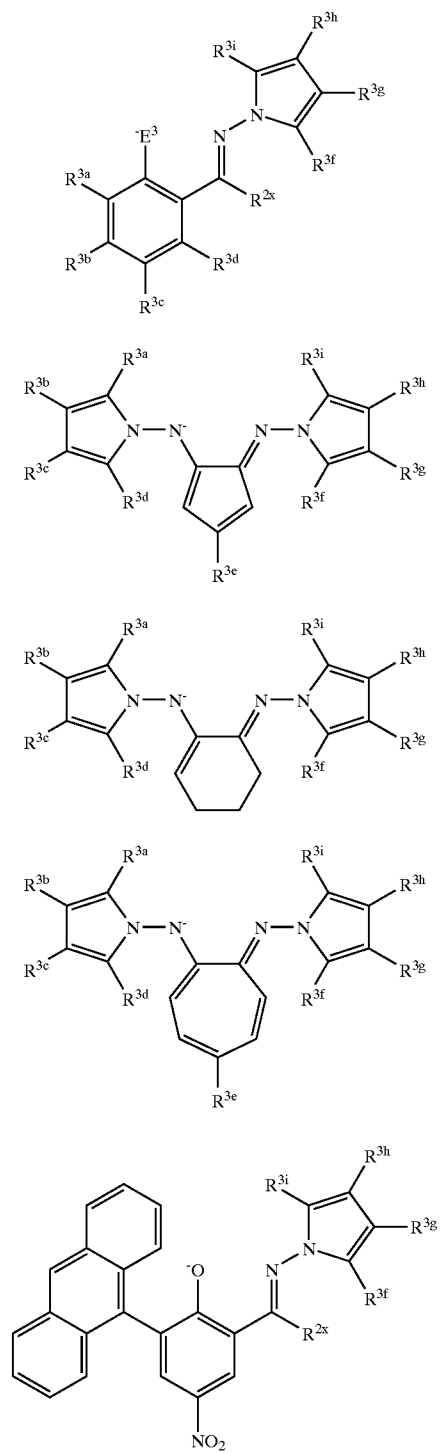
[0099] D^1 and D^2 are monodentate donors linked by a bridging group G, wherein at least one of D^1 and D^2 is ligated to the metal M by a nitrogen atom substituted by a 1-pyrrolyl or a substituted 1-pyrrolyl group;

[0100] T is H, hydrocarbyl, substituted hydrocarbyl, or other group capable of inserting an olefin; and

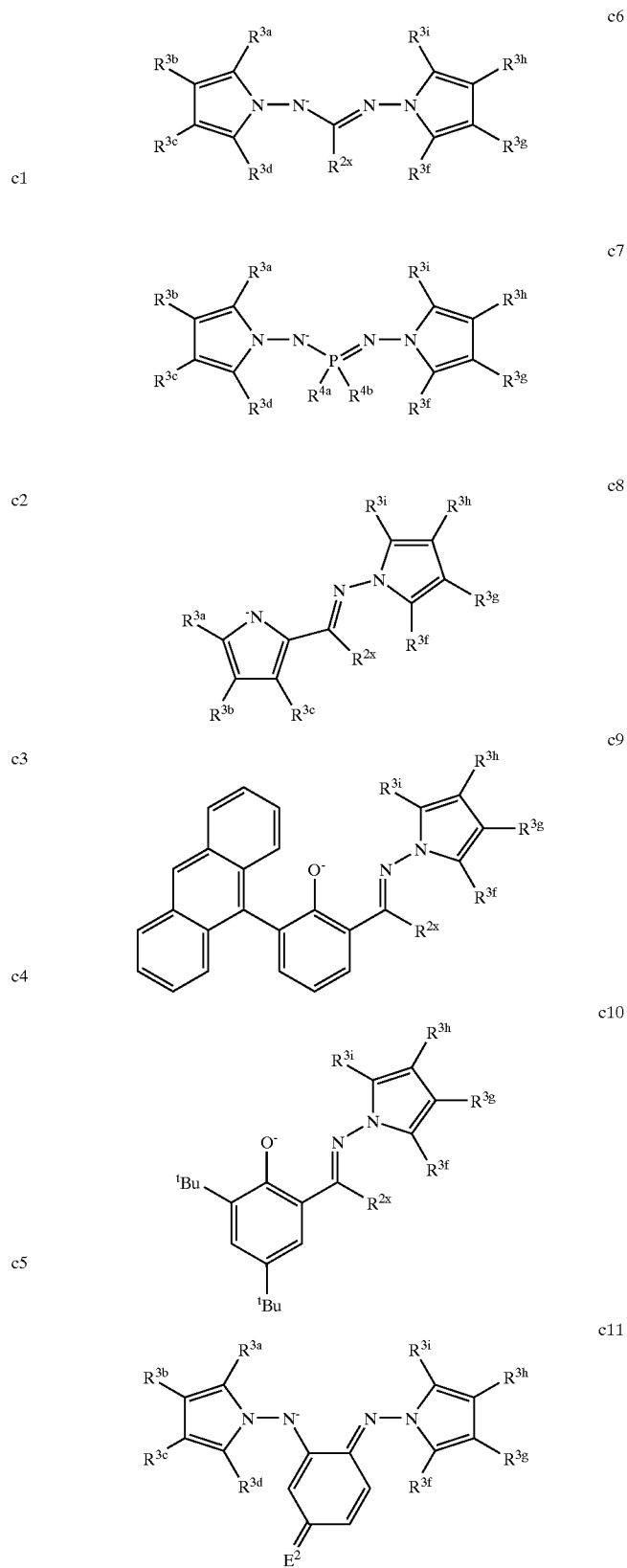
[0101] L is an olefin or a neutral donor group capable of being displaced by an olefin; in addition, T and L may be taken together to form a π -allyl or π -benzyl group.

[0102] Even more preferred catalyst compositions in this tenth aspect are those wherein the monoanionic bidentate ligand is selected from Set 5, or a tautomer thereof:

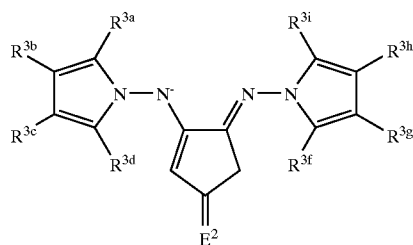
Set 5



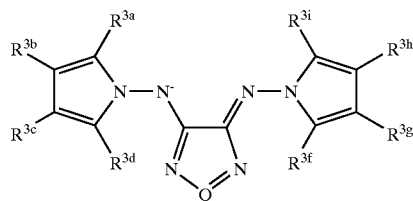
-continued



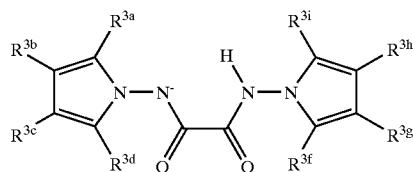
-continued



c12



c13



c14

[0103] wherein:

[0104] R^{2x-z} are each independently H, hydrocarbyl, substituted hydrocarbyl, heteroatom connected hydrocarbyl, or heteroatom connected substituted hydrocarbyl;

[0105] R^{3a-j} are each independently H, hydrocarbyl, substituted hydrocarbyl, heteroatom connected hydrocarbyl, heteroatom connected substituted hydrocarbyl, fluoroalkyl, silyl, boryl, fluoro, chloro, bromo, cyano, or nitro; in addition, any two of R^{3a-j} may be linked by a bridging group;

[0106] R^{4a} and R^{4b} are each independently hydrocarbyl, substituted hydrocarbyl, heteroatom connected hydrocarbyl, or heteroatom connected substituted hydrocarbyl; in addition, R^{4a} and R^{4b} may be linked by a bridging group;

[0107] E^2 and E^3 are O, S, or NR^{2x} ; and

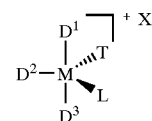
[0108] Q is $C-R^{3j}$, $PR^{4a}R^{4b}$, $S(E^2)(NR^{2y}R^{2z})$ or $S(E^2)(E^3R^{2x})$

[0109] Also preferred in this tenth aspect are those catalyst compositions wherein the metal complex is attached to a solid support, with silica being an especially preferred support.

[0110] In an eleventh aspect, this invention relates to a process for the polymerization or oligomerization of olefins, which comprises contacting one or more olefins with the catalyst composition of the tenth aspect. Polymerization reaction temperatures between about 20 and about 160° C. are preferred, with temperatures between about 60 and about 100° C. being more preferred. Ethylene, propylene, 1-butene, 1-hexene, 1-octene, norbornene and substituted

norbornenes are preferred olefin monomers. When ethylene is used as the primary or predominant olefin monomer, pressures between about 1 and about 100 atm are preferred.

[0111] In a twelfth aspect, this invention relates to a catalyst composition for the polymerization or oligomerization of olefins, comprising a catalyst composition of the first aspect, wherein the metal is selected from the group consisting of Mn, Fe, Ru, and Co, and the ligand is a neutral tridentate ligand. Preferred catalyst compositions in this twelfth aspect are those wherein the metals are Fe and Co; more preferred are those catalyst compositions comprising a compound of formula XIII:



XIII

[0112] wherein:

[0113] M is Co or Fe;

[0114] D^{1-3} are monodentate donors which are linked by a bridging group(s) to collectively comprise the neutral tridentate ligand, wherein at least one of D^1 , D^2 , and D^3 is ligated to the metal M by a nitrogen atom substituted by a 1-pyrrolyl or a substituted 1-pyrrolyl group;

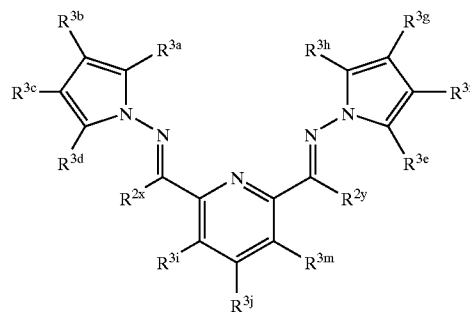
[0115] T is H, hydrocarbyl, substituted hydrocarbyl or other group capable of inserting an olefin;

[0116] L is an olefin or a neutral donor group capable of being displaced by an olefin; in addition, T and L may be taken together to form a π -allyl or π -benzyl group; and

[0117] X^- is a weakly coordinating anion.

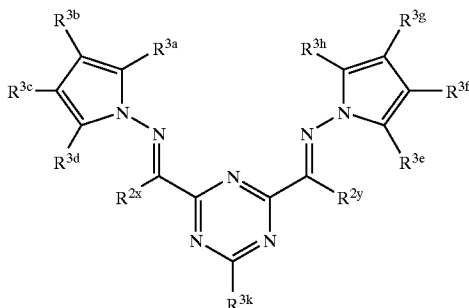
[0118] Even more preferred catalyst compositions in this twelfth aspect are those wherein the neutral tridentate ligand is selected from Set 6, or a tautomer thereof:

Set 6



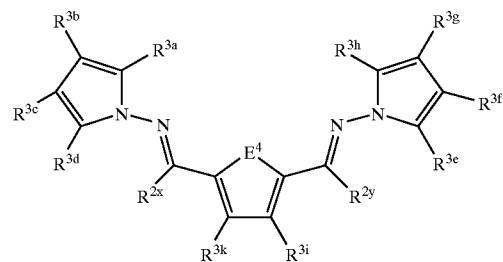
h1

-continued

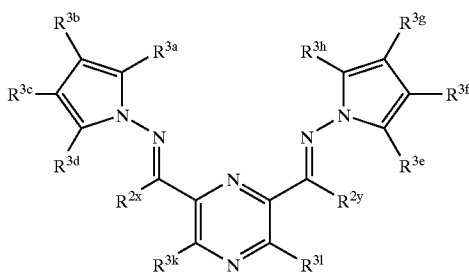


h2

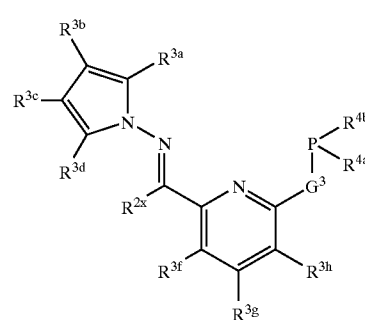
-continued



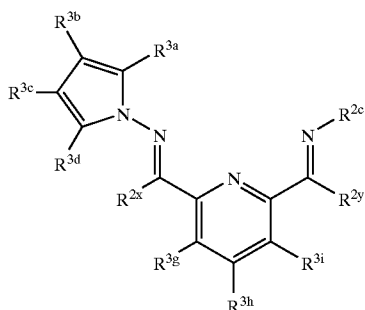
h7



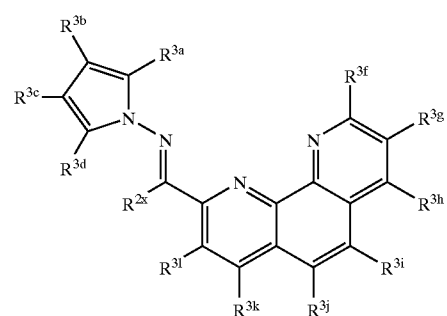
h3



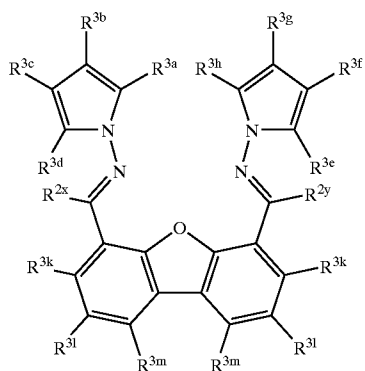
h8



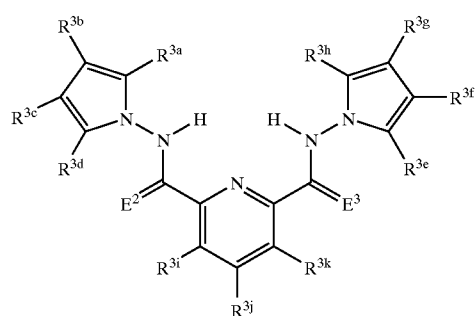
h4



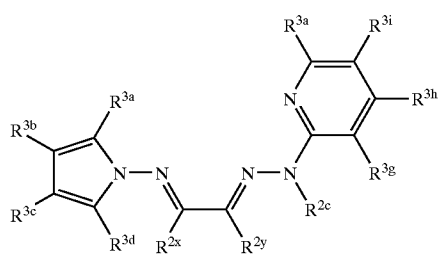
h9



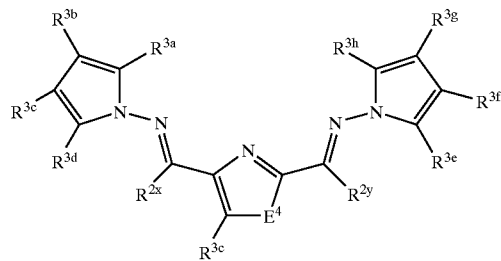
h5



h10

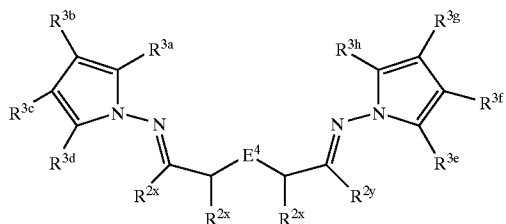


h6



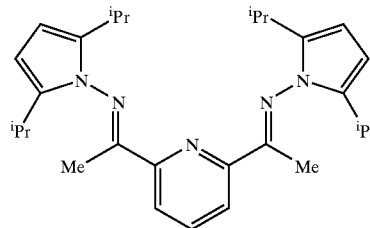
h11

-continued

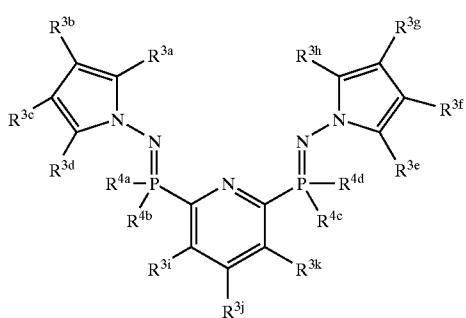


h12

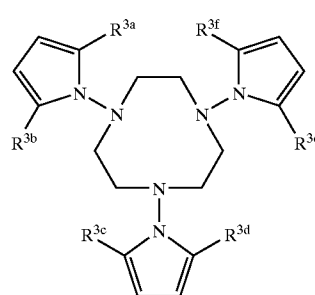
-continued



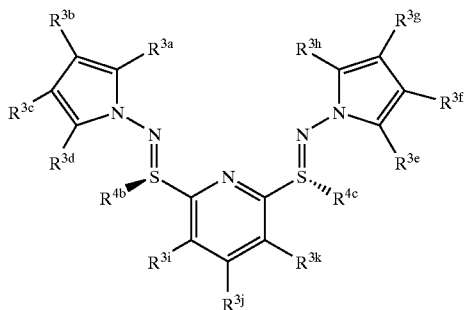
h17



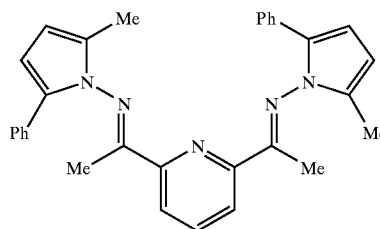
h13



h18

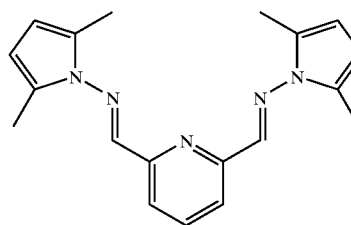


h14

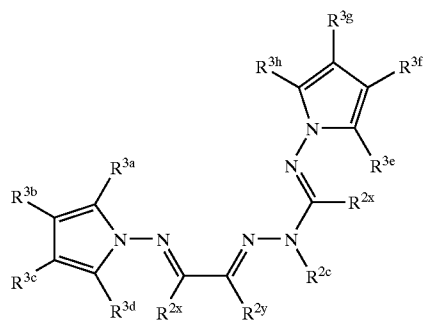


h19

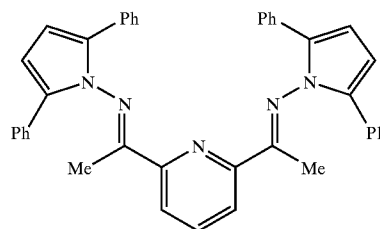
h15



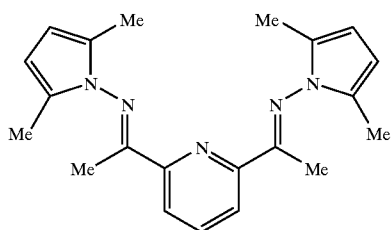
h20



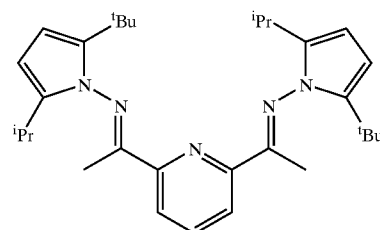
h16



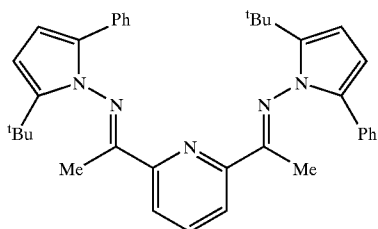
h21



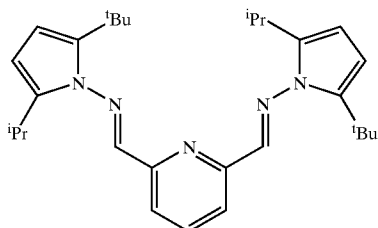
h22



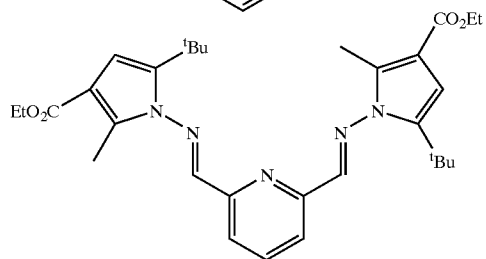
-continued



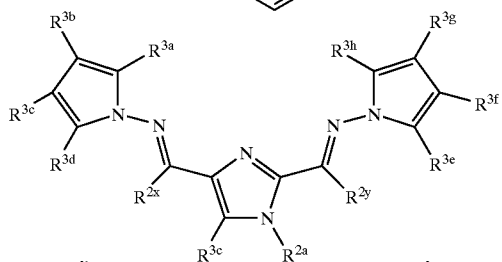
h23



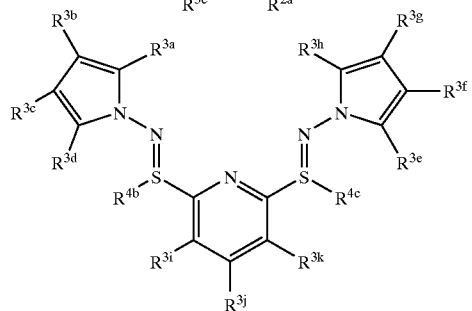
h24



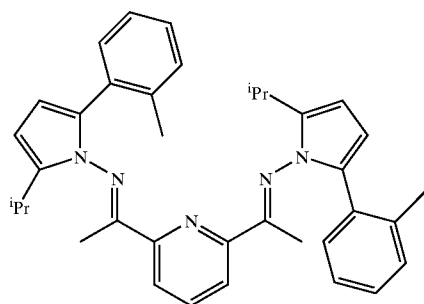
h25



h26

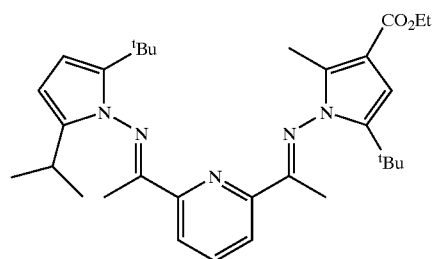


h27

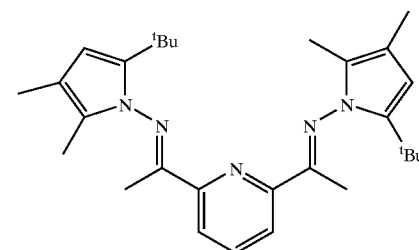


h28

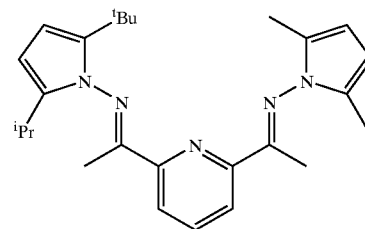
-continued



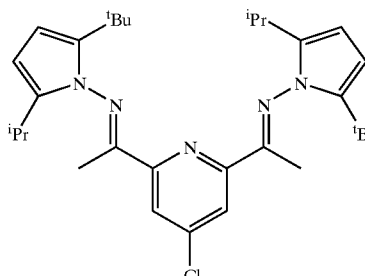
h29



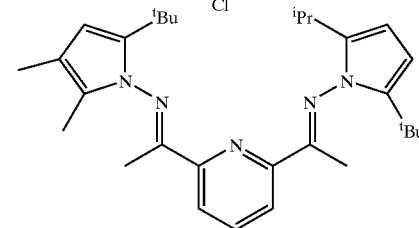
h30



h31



h32



h33

[0119] wherein:

[0120] R^{2c,x-z} are each independently H, hydrocarbyl, substituted hydrocarbyl, heteroatom connected hydrocarbyl, or heteroatom connected substituted hydrocarbyl; in addition, R^{2x} and R^{2y} may be linked by a bridging group in the ligand of formula h6;

[0121] R^{3a-m} are each independently H, hydrocarbyl, substituted hydrocarbyl, heteroatom connected hydrocarbyl, heteroatom connected substituted hydrocarbyl, fluoroalkyl, silyl, boryl, fluoro, chloro, bromo, cyano, or nitro; in addition, any two of R^{3a-m} may be linked by a bridging group;

[0122] R^{4a-d} are each independently hydrocarbyl, substituted hydrocarbyl, heteroatom connected hydrocarbyl, or heteroatom connected substituted hydrocarbyl; in addition, any two of R^{4a-z} may be linked by a bridging group or groups;

[0123] G^3 is hydrocarbyl or substituted hydrocarbyl;

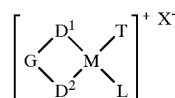
[0124] E^2 and E^3 are Q, S, or Se; and

[0125] E^4 is O, S, or Se.

[0126] Also preferred in this twelfth aspect are those catalyst compositions wherein the metal complex is attached to a solid support, with silica being an especially preferred support.

[0127] In a thirteenth aspect, this invention also relates to a process for the polymerization or oligomerization of olefins, which comprises contacting one or more olefins with a catalyst composition of the twelfth aspect. Polymerization reaction temperatures between about 20 and about 160° C. are preferred, with temperatures between about 60 and about 100° C. being more preferred. Ethylene, propylene, 1-butene, 1-hexene and 1-octene are preferred olefin monomers. When ethylene is used, pressures between about 1 and about 100 atm are preferred. Also preferred are those embodiments wherein non-supported catalysts are used to produce linear α -olefins or polyolefin waxes.

[0128] In a fourteenth aspect, this invention relates to a catalyst composition for the polymerization of olefins, comprising the catalyst composition of the first aspect, wherein the metal is selected from the group Ti, Zr, and Hf, and the ligand is a dianionic bidentate ligand. Preferred catalyst compositions in this fourteenth aspect are those wherein the metal complex is a compound of formula XIV:



XIV

[0129] wherein:

[0130] M is Zr or Ti;

[0131] D^1 , D^2 , and G collectively comprise the dianionic bidentate ligand;

[0132] D^1 and D^2 are monodentate donors linked by a bridging group G, wherein at least one of D^1 and D^2 is ligated to the metal M by a nitrogen atom substituted by a 1-pyrrolyl or a substituted 1-pyrrolyl group;

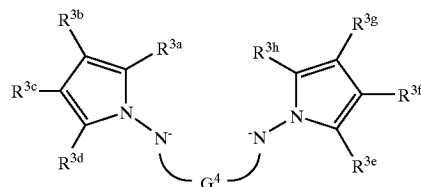
[0133] T is H, hydrocarbyl, substituted hydrocarbyl, or other group capable of inserting an olefin;

[0134] L is an olefin or a neutral donor group capable of being displaced by an olefin; in addition, T and L may be taken together to form a π -allyl or π -benzyl group; and

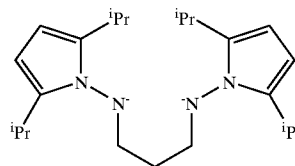
[0135] X^- is a weakly coordinating anion.

[0136] More preferred catalyst compositions in this fourteenth aspect are those wherein the dianionic bidentate ligand is selected from Set 7, or a tautomer thereof:

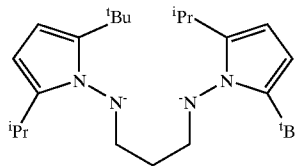
Set 7



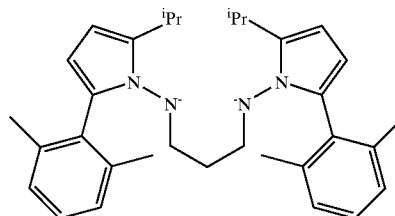
j1



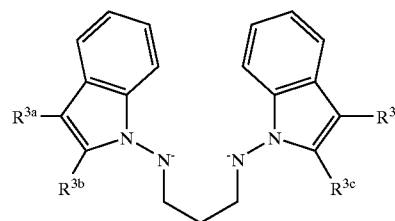
j2



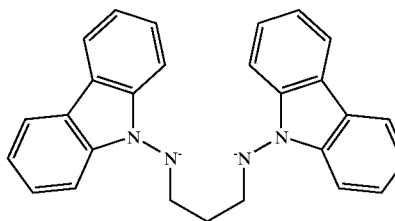
j3



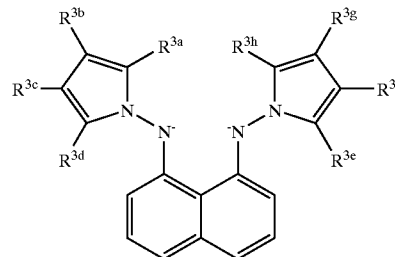
j4



j5



j6



j8

[0137] wherein:

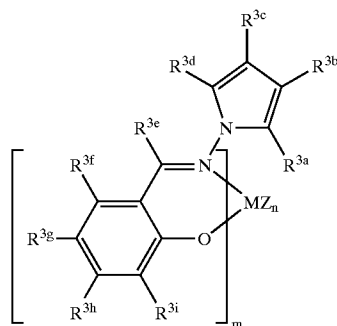
[0138] R^{3a-h} are each independently H, hydrocarbyl, substituted hydrocarbyl, heteroatom connected hydrocarbyl, heteroatom connected substituted hydrocarbyl, fluoroalkyl, silyl, boryl, fluoro, chloro, bromo, cyano, or nitro; in addition, any two of R^{3a-h} may be linked by a bridging group; and

[0139] G^4 is a divalent bridging hydrocarbyl, substituted hydrocarbyl, heteroatom connected hydrocarbyl, or heteroatom connected substituted hydrocarbyl.

[0140] Also preferred in this fourteenth aspect are those catalyst compositions which are attached to a solid support.

[0141] In a fifteenth aspect, this invention relates to a process for the polymerization of olefins, comprising contacting one or more olefins with the catalyst composition of the fourteenth aspect. Polymerization reaction temperatures between about 20 and about 160° C. are preferred, with temperatures between about 60 and about 100° C. being more preferred. Ethylene, propylene, 1-butene, 1-hexene and 1-octene are preferred olefin monomers. When ethylene is used, pressures between about 1 and about 100 atm are preferred.

[0142] In a sixteenth aspect, this invention relates to a catalyst composition for the polymerization of olefins, comprising the catalyst composition of the first aspect, wherein the metal is selected from the group consisting of Ti, Zr, and Hf, and the ligand is a monoanionic bidentate ligand. Preferred catalyst compositions in this sixteenth aspect are those wherein the metal complex is a compound of formula XV:



XV

[0143] wherein:

[0144] M is Ti, Zr, or Hf;

[0145] m and n are integers, defined as follows: when M is Ti and m is 1, n is 2 or 3; when M is Ti and m is 2, n is 1 or 2; when M is Zr and m is 1, n is 3; when M is Zr and m is 2, n is 2; when M is Hf, m is 2 and n is 2;

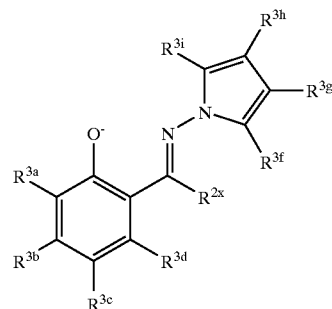
[0146] R^{3a-i} are each independently H, hydrocarbyl, substituted hydrocarbyl, heteroatom connected hydrocarbyl, heteroatom connected substituted hydrocarbyl, silyl, boryl, fluoro, chloro, bromo, or nitro, with the proviso that R^{3e} is not halogen or nitro; in addition, any two of R^{3a-i} on the same or different N-pyrrolyliminophenoxide ligand may be linked by a bridging group;

[0147] Z is H, halogen, hydrocarbyl, substituted hydrocarbyl, heteroatom connected hydrocarbyl, heteroatom connected substituted hydrocarbyl, silyl, allyl, benzyl, alkoxy, carboxylate, amido, nitro, or trifluoromethane sulfonyl; each Z may be the same or different and may be taken together to form sulfate, oxalate, or another divalent group; and

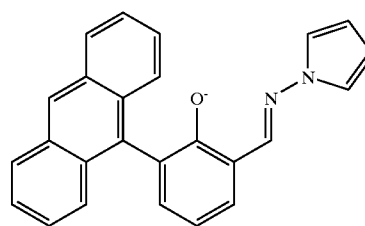
[0148] when n is 2 or 3, the metal complex may be a salt, comprising a Ti, Zr, or Hf centered cation with one of the groups Z being a weakly coordinating anion.

[0149] Even more preferred catalyst compositions in this sixteenth aspect are those wherein the monoanionic bidentate ligand is selected from Set 8, or a tautomer thereof:

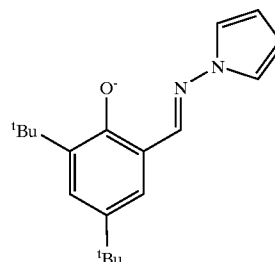
Set 8



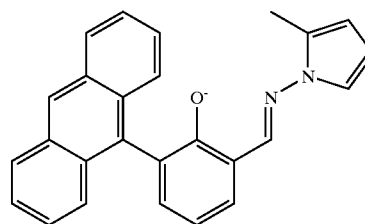
k1



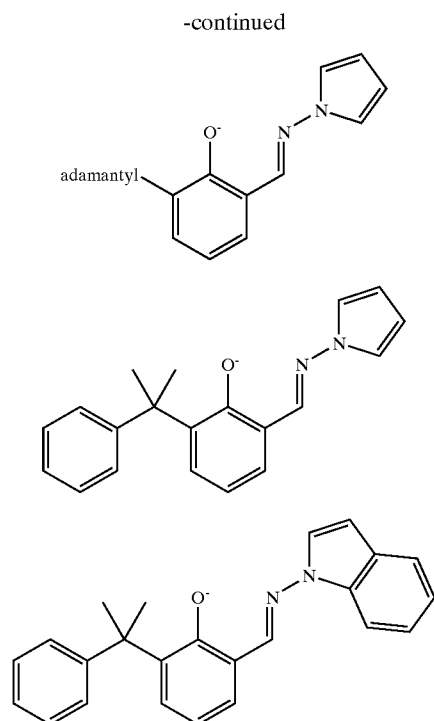
k2



k3



k4



k5

k6

k7



XVI

[0156] wherein:

[0157] M is Cr, Mo, or W;

[0158] D¹ and D² are monodentate dianionic ligands that may be linked by a bridging group to collectively comprise a bidentate tetraanionic ligand;[0159] Z^{1a} and Z^{1b} are each, independently H, halogen, hydrocarbyl, substituted hydrocarbyl, heteroatom connected hydrocarbyl, heteroatom connected substituted hydrocarbyl, silyl, allyl, benzyl, alkoxy, carboxylate, amido, nitro, trifluoromethanesulfonyl, or may be taken together to form sulfate, oxalate, or another divalent group; and wherein[0160] the metal complex may be a salt, comprising a Cr, Mo, or W centered cation with one of Z_{1a} and Z_{1b} being a weakly coordinating anion.

[0161] Even more preferred catalyst compositions in this eighteenth aspect are those wherein the metal is Cr and the monodentate dianionic ligand is selected from Set 9, or a tautomer thereof:

[0150] wherein:

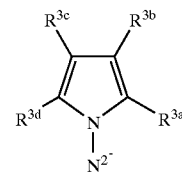
[0151] R^{2x} is H, hydrocarbyl, substituted hydrocarbyl, heteroatom connected hydrocarbyl, or heteroatom connected substituted hydrocarbyl; and[0152] R^{3a-d,f-i} are each independently H, hydrocarbyl, substituted hydrocarbyl, heteroatom connected hydrocarbyl, heteroatom connected substituted hydrocarbyl, fluoroalkyl, silyl, boryl, fluoro, chloro, bromo, cyano, or nitro; in addition, any two of R^{3a-d,f-i} may be linked by a bridging group.

[0153] Also preferred catalyst compositions in this sixteenth aspect are those catalyst compositions which are attached to a solid support, with silica being an especially preferred solid support.

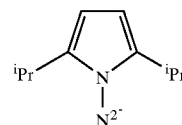
[0154] In a seventeenth aspect, this invention also relates to a process for the polymerization of olefins, which comprises contacting one or more olefins with the catalyst composition of the sixteenth aspect. Polymerization reaction temperatures between about 20 and about 160° C. are preferred, with temperatures between about 60 and about 100° C. being more preferred. Ethylene, propylene, 1-butene, 1-hexene and 1-octene are preferred olefin monomers. When ethylene is used, pressures between about 1 and about 100 atm are preferred.

[0155] In an eighteenth aspect, this invention relates to a catalyst composition for the polymerization of olefins, comprising the catalyst composition of the first aspect, wherein the metal is selected from the group consisting of Cr, Mo, and W, and the ligand is a monodentate dianionic ligand. Preferred catalyst compositions in this eighteenth aspect are those wherein the metal complex is a compound of formula XVI:

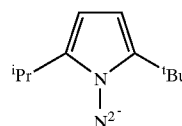
Set 9



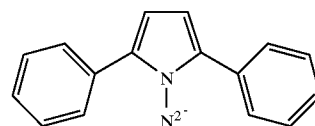
I1



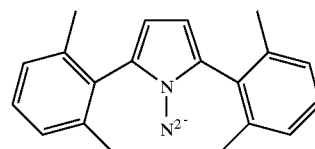
I2



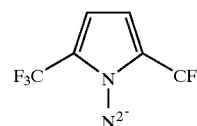
I3



I4

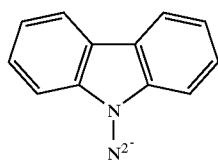


I5

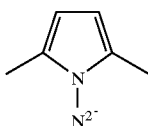


I6

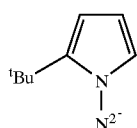
-continued



17



18



19

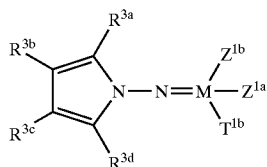
[0162] wherein:

[0163] R^{3a-d} are each independently H, hydrocarbyl, substituted hydrocarbyl, heteroatom connected hydrocarbyl, heteroatom connected substituted hydrocarbyl, fluoroalkyl, silyl, boryl, fluoro, chloro, bromo, cyano, or nitro; in addition, any two of R^{3a-d} may be linked by a bridging group.

[0164] Also preferred in this eighteenth aspect are those catalyst compositions which are attached to a solid support, with silica being an especially preferred solid support.

[0165] In a nineteenth aspect, this invention also relates to a process for the polymerization or oligomerization of olefins, which comprises contacting one or more olefins with the catalyst composition of the eighteenth aspect. Polymerization reaction temperatures between about 20 and about 160° C. are preferred, with temperatures between about 60 and about 100° C. being more preferred. Ethylene, propylene, 1-butene, 1-hexene and 1-octene are preferred olefin monomers. When ethylene is used, pressures between about 1 and about 100 atm are preferred.

[0166] In a twentieth aspect, this invention relates to a catalyst composition for the polymerization of olefins, comprising the catalyst composition of the first aspect, wherein the metal is selected from the group consisting of V, Nb, and Ta, and the ligand is a monodentate dianionic ligand. Preferred catalyst compositions in this twentieth aspect are those wherein the metal complex is a compound of formula XVII:



XVII

[0167] wherein:

[0168] M is V, Nb, or Ta;

[0169] R^{3a-d} are each independently H, hydrocarbyl, substituted hydrocarbyl, heteroatom connected hydrocarbyl, heteroatom connected substituted hydrocarbyl, silyl, boryl, fluoro, chloro, bromo, or nitro; in addition, any two of R^{3a-d} may be linked by a bridging group;

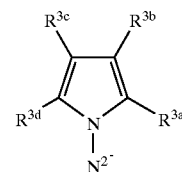
[0170] T^{1b} is hydrocarbyl, substituted hydrocarbyl, heteroatom connected hydrocarbyl, heteroatom connected substituted hydrocarbyl, cyclopentadienyl, substituted cyclopentadienyl, $N(\text{hydrocarbyl})_2$, $O(\text{hydrocarbyl})$, or halide; in addition, R^{3a-3d} and T^{1b} may be linked by a bridging group to form a bidentate or multidentate ligand;

[0171] Z^{1a} and Z^{1b} are each, independently H, halogen, hydrocarbyl, substituted hydrocarbyl, heteroatom connected hydrocarbyl, heteroatom connected substituted hydrocarbyl, silyl, allyl, benzyl, alkoxy, carboxylate, amido, nitro, trifluoromethane sulfonyl, or may be taken together to form sulfate, oxalate, or another divalent group; and

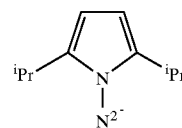
[0172] the metal complex may be a salt, comprising a V, Nb, or Ta centered cation with one of Z^{1a} and Z^{1b} being a weakly coordinating anion.

[0173] More preferred catalyst compositions in this twentieth aspect are those wherein the monodentate dianionic ligand is selected from Set 10, or a tautomer thereof, and T^{1b} is a $N(\text{hydrocarbyl})_2$ group:

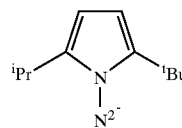
Set 10



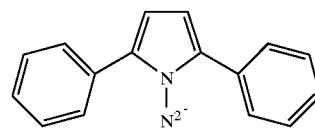
I1



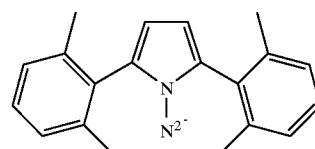
I2



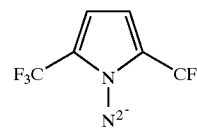
I3



I4

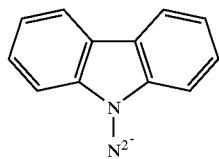


I5

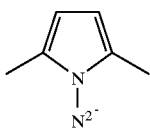


I6

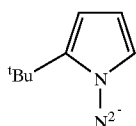
-continued



17



18



19

[0174] wherein:

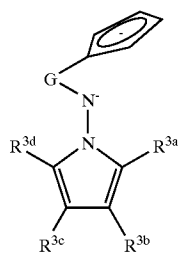
[0175] R^{3a-d} are each independently H, hydrocarbyl, substituted hydrocarbyl, heteroatom connected hydrocarbyl, heteroatom connected substituted hydrocarbyl, fluoroalkyl, silyl, boryl, fluoro, chloro, bromo, cyano, or nitro; in addition, any two of R^{3a-d} may be linked by a bridging group.

[0176] Even more preferred catalyst compositions in this twentieth aspect are those wherein the metal is V and the metal complex is attached to a solid support.

[0177] In a twenty-first aspect, this invention relates to a process for the polymerization of olefins, which comprises contacting one or more olefins with the catalyst composition of the twentieth aspect.

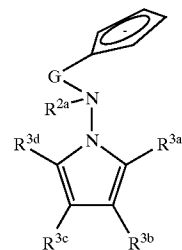
[0178] In a twenty-second aspect, this invention relates to a catalyst composition for the polymerization of olefins, comprising the catalyst composition of the first aspect, wherein the metal is selected from the group of Ti, Zr and Hf, and the ligand is a mono- or dianionic ligand comprising a nitrogen donor substituted by a 1-pyrrolyl or substituted 1-pyrrolyl group, wherein said nitrogen donor is linked by a bridging group to a cyclopentadienyl, phosphacyclopentadienyl, pentadienyl, 6-oxacyclohexadienyl, or borataaryl group which is also ligated to said metal. Preferred catalyst compositions within this twenty-second aspect are those wherein the mono- or dianionic ligand is selected from Set 11, or a tautomer thereof:

Set 11

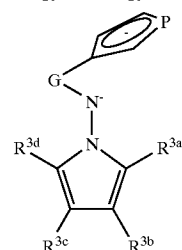


n1

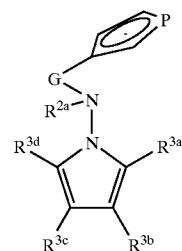
-continued



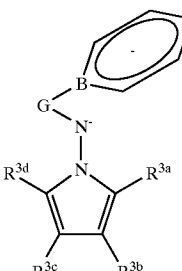
n2



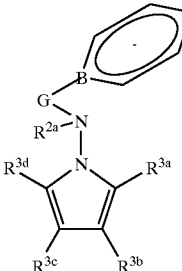
n3



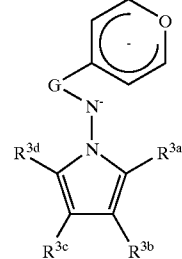
n4



n5

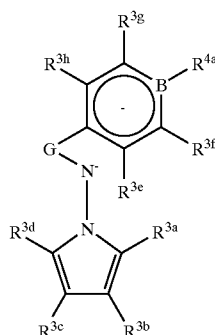


n6

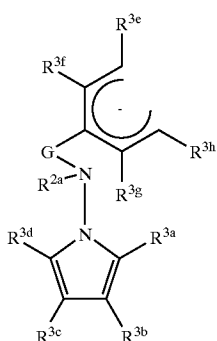


n7

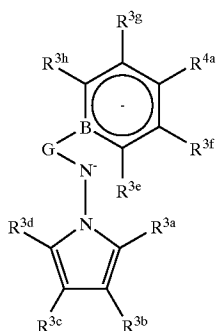
-continued



n9



n10



n11

[0179] wherein:

[0180] R^{2a} is H, hydrocarbyl, substituted hydrocarbyl, heteroatom connected hydrocarbyl, heteroatom connected substituted hydrocarbyl, silyl, boryl, or ferrocenyl;

[0181] R^{3a-i} are each independently H, hydrocarbyl, substituted hydrocarbyl, heteroatom connected hydrocarbyl, heteroatom connected substituted hydrocarbyl, fluoroalkyl, silyl, boryl, fluoro, chloro, bromo, cyano, or nitro; in addition, any two of R^{3a-i} may be linked by a bridging group;

[0182] R^{4a} is hydrocarbyl, substituted hydrocarbyl, heteroatom connected hydrocarbyl, or heteroatom connected substituted hydrocarbyl; and

[0183] G is a divalent bridging hydrocarbyl, substituted hydrocarbyl, silyl, heteroatom connected hydrocarbyl, or heteroatom connected substituted hydrocarbyl.

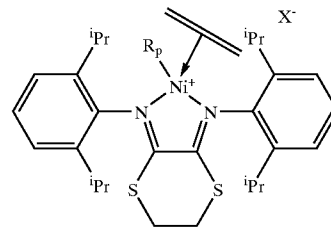
[0184] Also preferred catalyst compositions in this twenty-second aspect are those wherein the metal complex is attached to a solid support.

[0185] In a twenty-third aspect, this invention also relates to a process for the polymerization of olefins, which comprises contacting one or more olefins with the catalyst composition of the twenty-second aspect. Polymerization reaction temperatures between about 20 and about 160°C. are preferred, with temperatures between about 60 and about 100°C. being more preferred. Ethylene, propylene, 1-butene, 1-hexene and 1-octene are preferred olefin monomers. When ethylene is used, pressures between about 1 and about 100 atm are preferred.

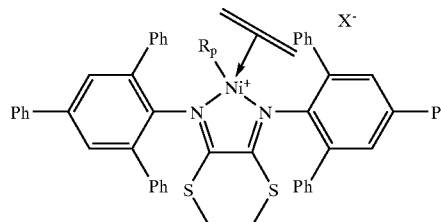
[0186] Notwithstanding the above-noted advances in polyolefin catalysis, set forth in the Background of the Invention section, there remains a need for new catalysts which can not only produce novel polyolefin microstructures or incorporate functional co-monomers, but also possess sufficient thermal stability to be used in existing production reactors, and exhibit an appropriate response to hydrogen under such conditions, so as to allow for control of molecular weight without an unacceptable loss of catalyst productivity. This is particularly true in the case of nickel catalysts comprising bidentate N,N-donor ligands, which typically exhibit very short lifetimes ($t_{1/2}$ ca. 1-10 min) at 80°C., and are generally so severely inhibited by hydrogen that when enough hydrogen is added to bring the molecular weight down to that of a typical commercial linear low density polyethylene (LLDPE), the catalyst productivities at elevated temperature are so low as to be impractical. A common structural feature of these catalysts is that they contain a nitrogen donor substituted by an aromatic or heteroaromatic ring, wherein the substituents ortho to the point of attachment to the ligated nitrogen are alkyl groups, as exemplified by complex XXI.

[0187] We have discovered that both the thermal stability and the catalyst productivity in the presence of hydrogen are dramatically improved, if the ortho substituents are aryl groups, as exemplified by complex XXII. Productivity improvements of about an order of magnitude, or more, are observed when the ortho-alkyl groups are replaced by ortho-aryl groups.

XXI



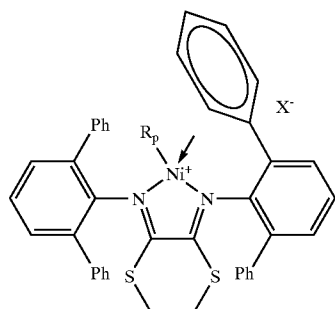
XXII



[0188] Whereas the half-life for catalyst deactivation for complex XXI is less than about 1 minute at 80°C., 1 atm

ethylene, so that no activity was detected after 30 minutes, complex XXII still has detectable activity after 16 hours at 80° C., 1 atm ethylene, implying that the half-life is greater than 30 minutes.

[0189] Without wishing to be bound by theory, the inventors attribute the improved stability to the reversible formation of agostic aryl intermediates in the catalytic chemistry (c.f. structure XXIII, wherein R_p represents the growing polymer chain, X^- is a weakly coordinating anion, and no specific bonding mode is implied for the interaction of the agostic phenyl group with the nickel center).



XXIII

[0190] As such, the catalysis no longer involves a strictly bidentate ligand, but rather a variable denticity ligand, whereby the ability of the ligand to donate additional electron density (and possibly also accept π -electron density from the nickel) is believed to stabilize low coordinate intermediates (e.g. three-coordinate cationic nickel hydride species) which otherwise would rapidly decompose to catalytically inactive species. When ortho-alkyl groups are present, it is believed that rapid cyclometallation occurs to give species which are either permanently deactivated, or which are so slowly reactivated as to render them much less attractive for commercial polyolefin production. Deactivation reactions of this general type have been discussed by Brookhart et al. (*J. Am. Chem. Soc.*, 117, 6414, 1995).

[0191] Ligands wherein some, but not all, of the ortho positions are substituted by bromo groups also give rise to catalysts which exhibit enhanced thermal stability and stability towards hydrogen. In contrast, when even one of four ortho substituents in a catalyst of this invention is alkyl, and the rest are aryl, poor thermal stabilities are observed (u2, $R^{7a-c} = Ph$; $R^{7d} = Me$ or cyclopropyl; $R^{2x,y} = Me$). Similarly, when all four of the ortho positions are bromo (u4, $R^{7a-d} = Br$; $R^{2x,y}$ collectively OCH_2CH_2O), poor thermal stability is also observed. Without wishing to be bound by theory, the inventors believe that catalysts wherein the ortho positions are substituted by groups other than alkyl will exhibit enhanced thermal stability and stability towards hydrogen, provided that at least one of the ortho positions of one of said aromatic or heteroaromatic rings is an aryl or heteroaryl group.

[0192] Therefore, although the pro-catalyst may comprise, for example, a bidentate N,N-, N,O- or N,P-donor ligand, it is a novel feature of these ortho-aryl substituted ligands that they can reversibly form an additional bonding interaction, thereby helping to stabilize catalytic intermediates under polymerization conditions.

[0193] Thus, in a twenty-fourth aspect, this invention relates to a process for the polymerization or oligomerization of olefins, comprising contacting a Group 8-10 transi-

tion metal catalyst composition with one or more olefins, wherein said catalyst composition exhibits improved thermal stability, wherein said metal complex comprises a bidentate or variable denticity ligand comprising one or two nitrogen donor atom or atoms substituted by an aromatic or heteroaromatic ring, and wherein the ortho positions of said ring are substituted by groups other than H or alkyl; provided that at least one of the ortho positions of at least one of said aromatic or heteroaromatic ring is substituted by an aryl or heteroaryl group.

[0194] In a twenty-fifth aspect, this invention also relates to a process for the polymerization or oligomerization of olefins, comprising contacting a Group 8-10 transition metal catalyst composition with one or more olefins, wherein said catalyst composition exhibits improved stability in the presence of an amount of hydrogen effective to achieve chain transfer, wherein said metal complex comprises a bidentate or variable denticity ligand comprising one or two nitrogen donor atom or atoms substituted by an aromatic or heteroaromatic ring, and wherein the ortho positions of said ring are substituted by groups other than H or alkyl.

[0195] In a twenty-sixth aspect, this invention also relates to a process for the polymerization or oligomerization of olefins, comprising contacting a Group 8-10 transition metal catalyst composition with one or more olefins, wherein said catalyst composition exhibits either improved thermal stability, or exhibits improved stability in the presence of an amount of hydrogen effective to achieve chain transfer, or both, wherein said metal complex comprises a bidentate or variable denticity ligand comprising one or two nitrogen donor atom or atoms substituted by an aromatic or heteroaromatic ring, wherein at least one of the ortho positions of at least one of said aromatic or heteroaromatic ring is substituted by an aryl or heteroaryl group which is capable of reversibly forming an agostic bond to said Group 8-10 transition metal under olefin polymerization reaction conditions.

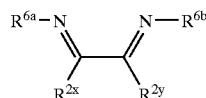
[0196] In a twenty-seventh aspect, this invention also relates to a process for the polymerization or oligomerization of olefins, comprising contacting a Group 8-10 transition metal catalyst composition with one or more olefins, wherein said catalyst composition exhibits either improved thermal stability, or exhibits improved stability in the presence of an amount of hydrogen effective to achieve chain transfer, or both, wherein said composition comprises a bidentate or variable denticity ligand comprising one or two nitrogen donor atom or atoms substituted by an aromatic or heteroaromatic ring, wherein the ortho positions of said ring are substituted by groups other than H or alkyl; provided that at least one of the ortho positions of at least one of said aromatic or heteroaromatic ring is substituted by an aryl or heteroaryl group.

[0197] In a twenty-eighth aspect, the ortho positions of the aromatic or heteroaromatic ring(s) of the twenty-fourth, twenty-fifth, twenty-sixth, or twenty-seventh aspect are substituted by aryl or heteroaryl groups.

[0198] In a first preferred embodiment of the twenty-fourth, twenty-fifth, twenty-sixth, twenty-seventh or twenty-eighth aspect, the half-life for thermal decomposition is greater than 10 min in solution at 60° C., 200 psig ethylene, and the average apparent catalyst activity of said catalyst is greater than 100,000 mol C_2H_4 /mol catalyst/h. In a second, more preferred embodiment of these aspects, the half-life for thermal decomposition is greater than 20 minutes, and the

average apparent catalyst activity of said catalyst is greater than 1,000,000 mol C₂H₄/mol catalyst/h. In a third, also more preferred embodiment of these aspects, the half-life for thermal decomposition of said catalyst is greater than 30 min. In a fourth, especially preferred embodiment of these aspects, the half-life for thermal decomposition is greater than 5 min in solution at 80° C., 200 psig ethylene, and the average apparent catalyst activity of said catalyst is greater than 100,000 mol C₂H₄ mol catalyst/h. In a fifth preferred embodiment of these aspects, the process temperature is between about 60 and about 150° C., more preferably between about 100 and about 150° C. In a sixth, more preferred embodiment of these aspects, the bidentate or variable denticity ligand is selected from Set 12:

Set 12



u1

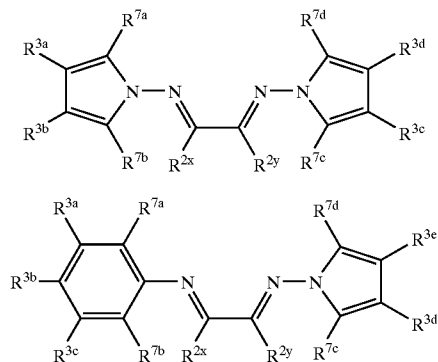
[0199] wherein:

[0200] R^{6a} and R^{6b} are each independently an aromatic or heteroaromatic ring wherein the ortho positions of said ring are substituted by groups other than H or alkyl; provided that at least one of the ortho positions of at least one of said aromatic or heteroaromatic rings is substituted by an aryl or heteroaryl group;

[0201] and R^{2x} and R^{2y} are each independently H, hydrocarbyl, substituted hydrocarbyl, heteroatom connected hydrocarbyl, or heteroatom connected substituted hydrocarbyl, and may be linked by a bridging group.

[0202] In a seventh, especially preferred embodiment of the twenty-fourth, twenty-fifth, twenty-sixth, twenty-seventh or twenty-eighth aspect, wherein the Group 8-10 transition metal is nickel and the bidentate or variable denticity ligand is selected from Set 13:

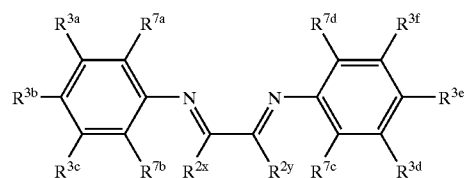
Set 13



u2

u3

-continued



u4

[0203] wherein:

[0204] R^{7a-d} are groups other than H or alkyl; provided that at least one of R^{7a-d} is an aryl or heteroaryl group;

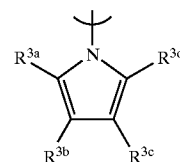
[0205] R^{2x} and R^{2y} are each independently H, hydrocarbyl, substituted hydrocarbyl, heteroatom connected hydrocarbyl, or heteroatom connected substituted hydrocarbyl, and may be linked by a bridging group; and

[0206] R^{3a-f} are each independently H, hydrocarbyl, substituted hydrocarbyl, heteroatom connected hydrocarbyl, heteroatom connected substituted hydrocarbyl, fluoroalkyl, silyl, boryl, fluoro, chloro, bromo, cyano, or nitro; in addition, any two of R^{3a-f} may be linked by a bridging group.

[0207] In an eighth, also especially preferred embodiment of the twenty-fourth, twenty-fifth, twenty-sixth, twenty-seventh or twenty-eighth aspect, the composition is attached to a solid support, with silica being an especially preferred solid support and reaction temperatures between about 60 and about 100° C. also being especially preferred in this embodiment.

[0208] In this disclosure, symbols ordinarily used to denote elements in the Periodic Table and commonly abbreviated groups, take their ordinary meaning, unless otherwise specified. Thus, N, O, S, P, and Si stand for nitrogen, oxygen, sulfur, phosphorus, and silicon, respectively, while Me, Et, Pr, ¹Pr, ^{Bu}, ¹Bu and Ph stand for methyl, ethyl, propyl, iso-propyl, butyl, tert-butyl and phenyl, respectively.

[0209] A "1-pyrrolyl or substituted 1-pyrrolyl" group refers to a group of formula II below:



II

[0210] wherein R^{3a-d} are each independently H, hydrocarbyl, substituted hydrocarbyl, heteroatom connected hydrocarbyl, heteroatom connected substituted hydrocarbyl, fluoroalkyl, silyl, boryl, fluoro, chloro, bromo, cyano, or nitro; in addition, any two or more of R^{3a-d} may be linked by a bridging group or groups.

[0211] A "hydrocarbyl" group means a monovalent or divalent, linear, branched or cyclic group which contains

only carbon and hydrogen atoms. Examples of monovalent hydrocarbyls include the following: C₁-C₂₀ alkyl; C₁-C₂₀ alkyl substituted with one or more groups selected from C₁-C₂₀ alkyl, C₃-C₈ cycloalkyl, and aryl; C₃-C₈ cycloalkyl; C₃-C₈ cycloalkyl substituted with one or more groups selected from C₁-C₂₀ alkyl, C₃-C₈ cycloalkyl, and aryl; C₆-C₁₄ aryl; and C₆-C₁₄ aryl substituted with one or more groups selected from C₁-C₂₀ alkyl, C₃-C₈ cycloalkyl, and aryl. Examples of divalent (bridging) hydrocarbyls include: —CH₂—, —CH₂CH₂—, —CH₂CH₂CH₂—, and 1,2-phenylene.

[0212] The term “aryl” refers to an aromatic carbocyclic monoradical, which may be substituted or unsubstituted, wherein the substituents are halo, hydrocarbyl, substituted hydrocarbyl, heteroatom attached hydrocarbyl, heteroatom attached substituted hydrocarbyl, nitro, cyano, fluoroalkyl, sulfonyl, and the like. Examples include: phenyl, naphthyl, anthracenyl, phenanthracenyl, 2,6-diphenylphenyl, 3,5-dimethylphenyl, 4-nitrophenyl, 3-nitrophenyl, 4-methoxyphenyl, 4-dimethylaminophenyl, and the like.

[0213] A “heterocyclic ring” refers to a carbocyclic ring wherein one or more of the carbon atoms has been replaced by an atom selected from the group consisting of O, N, S, P, Se, As, Si and B, and the like.

[0214] A “heteroaromatic ring” refers to an aromatic heterocycle; examples include pyrrole, furan, thiophene, indene, imidazole, oxazole, isoxazole, carbazole, thiazole, pyrimidine, pyridine, pyridazine, and the like.

[0215] A “heteroaryl” refers to a heterocyclic monoradical which is aromatic; examples include 1-pyrrolyl, 2-pyrrolyl, 3-pyrrolyl, furyl, thienyl, indenyl, imidazolyl, oxazolyl, isoxazolyl, carbazolyl, thiazolyl, pyrimidinyl, pyridyl, pyridazinyl, and the like, and substituted derivatives thereof.

[0216] A “silyl” group refers to a SiR₃ group wherein Si is silicon and R is hydrocarbyl or substituted hydrocarbyl or silyl, as in Si(SiR₃)₃.

[0217] A “boryl” group refers to a BR₂ or B(OR)₂ group, wherein R is hydrocarbyl or substituted hydrocarbyl.

[0218] A “heteroatom” refers to an atom other than carbon or hydrogen. Preferred heteroatoms include oxygen, nitrogen, phosphorus, sulfur, selenium, arsenic, chlorine, bromine, silicon, and fluorine.

[0219] A “substituted hydrocarbyl” refers to a monovalent, divalent, or trivalent hydrocarbyl substituted with one or more heteroatoms. Examples of monovalent substituted hydrocarbyls include: 2,6-dimethyl-4-methoxyphenyl, 2,6-diisopropyl-4-methoxyphenyl, 4-cyano-2,6-dimethylphenyl, 2,6-dimethyl-4-nitrophenyl, 2,6-difluorophenyl, 2,6-dibromophenyl, 2,6-dichlorophenyl, 4-methoxycarbonyl-2,6-dimethylphenyl, 2-tert-butyl-6-chlorophenyl, 2,6-dimethyl-4-phenylsulfonylphenyl, 2,6-dimethyl-4-trifluoromethylphenyl, 2,6-dimethyl-4-trimethylammoniumphenyl (associated with a weakly coordinated anion), 2,6-dimethyl-4-hydroxyphenyl, 9-hydroxyanthr-10-yl, 2-chloronaph-1-yl, 4-methoxyphenyl, 4-nitrophenyl, 9-nitroanthr-10-yl, —CH₂OCH₃, cyano, trifluoromethyl, and fluoroalkyl. Examples of divalent (bridging) substituted hydrocarbyls include: 4-methoxy-1,2-phenylene, 1-methoxymethyl-1,2-ethanediy, 1,2-bis(benzyloxymethyl)-1,2-ethanediy, and 1-(4-methoxyphenyl)-1,2-ethanediy.

[0220] A “heteroatom connected hydrocarbyl” refers to a group of the type E¹⁰(hydrocarbyl), E²⁰H(hydrocarbyl), or E²⁰(hydrocarbyl)₂, where E¹⁰ is an atom selected from Group 16 and E²⁰ is an atom selected from Group 15.

[0221] A “heteroatom connected substituted hydrocarbyl” refers to a group of the type E¹⁰(substituted hydrocarbyl), E²⁰H(substituted hydrocarbyl), or E²⁰(substituted hydrocarbyl)₂, where E¹⁰ is an atom selected from Group 16 and E²⁰ is an atom selected from Group 15.

[0222] The term “fluoroalkyl” as used herein refers to a C₁-C₂₀ alkyl group substituted by one or more fluorine atoms.

[0223] An “olefin” refers to a compound of the formula R^{1a}CH=CHR^{1b}, where R^{1a} and R^{1b} may independently be H, hydrocarbyl, substituted hydrocarbyl, fluoroalkyl, silyl, O(hydrocarbyl), or O(substituted hydrocarbyl), and where R^{1a} and R^{1b} may be connected to form a cyclic olefin, provided that in all cases, the substituents R^{1a} and R^{1b} are compatible with the catalyst. In the case of most Group 4-7 catalysts, this will generally mean that the olefin should not contain good Lewis base donors, since this will tend to severely inhibit catalysis. Preferred olefins for such catalysts include ethylene, propylene, butene, hexene, octene, cyclopentene, norbornene, and styrene.

[0224] In the case of the Group 8-10 catalysts, Lewis basic substituents on the olefin will tend to reduce the rate of catalysis in most cases; however, useful rates of homopolymerization or copolymerization can nonetheless be achieved with some of those olefins. Preferred olefins for such catalysts include ethylene, propylene, butene, hexene, octene, and fluoroalkyl substituted olefins, but may also include, in the case of palladium and some of the more functional group tolerant nickel catalysts, norbornene, substituted norbornenes (e.g., norbornenes substituted at the 5-position with halide, siloxy, silane, halo carbon, ester, acetyl, alcohol, or amino groups), cyclopentene, ethyl undecenoate, acrylates, vinyl ethylene carbonate, 4-vinyl-2,2-dimethyl-1,3-dioxolane, and vinyl acetate.

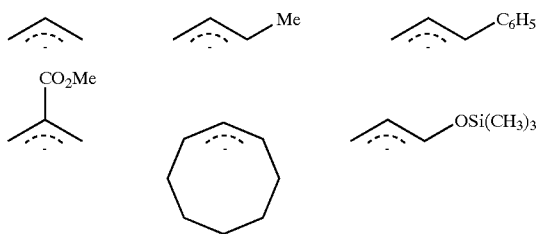
[0225] In some cases, the Group 8-10 catalysts can be inhibited by olefins which contain additional olefinic or acetylenic functionality. This is especially likely if the catalyst is prone to “chain-running” wherein the catalyst can migrate up and down the polymer chain between insertions, since this can lead to the formation of relatively unreactive π-allylic intermediates when the olefin monomer contains additional unsaturation. Such effects are best determined on a case-by-case basis, but may be predicted to some extent through knowledge of how much branching is observed with a given catalyst in ethylene homopolymerizations; those catalysts which tend to give relatively high levels of branching with ethylene will tend to exhibit lower rates when short chain diene co-monomers are used under the same conditions. Longer chain dienes tend to be less inhibitory than shorter chain dienes, when other factors are kept constant, since the catalyst has farther to migrate to form the π-allyl, and another insertion may intervene first.

[0226] Similar considerations apply to unsaturated esters which are capable of inserting and chain-running to form relatively stable intramolecular chelate structures wherein the Lewis basic ester functionality occupies a coordination site on the catalyst. In such cases, short chain unsaturated

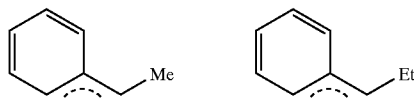
esters, such as methyl acrylate, tend to be more inhibitory than long chain esters, such as ethyl undecenoate, if all other factors are kept constant.

[0227] The term “ α -olefin” as used herein is a 1-alkene with from 3 to 40 carbon atoms.

[0228] A “ π -allyl” group refers to a monoanionic group with three sp^2 carbon atoms bound to a metal center in a η^3 -fashion. Any of the three sp^2 carbon atoms may be substituted with a hydrocarbyl, substituted hydrocarbyl, heteroatom connected hydrocarbyl, heteroatom connected substituted hydrocarbyl, or O-silyl group. Examples of π -allyl groups include:



[0229] The term π -benzyl group denotes a π -allyl group where two of the Sp^2 carbon atoms are part of an aromatic ring. Examples of π -benzyl groups include:



[0230] A “bridging group” refers to an atom or group which links two or more groups, which has an appropriate valency to satisfy its requirements as a bridging group, and which is compatible with the desired catalysis. Suitable examples include divalent or trivalent hydrocarbyl, substituted hydrocarbyl, heteroatom connected hydrocarbyl, heteroatom connected substituted hydrocarbyl, substituted silicon(IV), boron(III), N(III), P(III), and P(V), $-C(O)-$, $-SO_2-$, $-C(S)-$, $-B(OMe)-$, $-C(O)C(O)-$, O, S, and Se. In some cases, the groups which are said to be “linked by a bridging group” are directly bonded to one another, in which case the term “bridging group” is meant to refer to that bond. By “compatible with the desired catalysis,” we mean the bridging group either does not interfere with the desired catalysis, or acts to usefully modify the catalyst activity or selectivity.

[0231] The term “weakly coordinating anion” is well known in the art per se and generally refers to a large bulky anion capable of delocalization of the negative charge of the anion. Suitable weakly coordinating anions, not all of which would be considered bulky, include, but are not limited to: PF_6^- , BF_4^- , SbF_6^- , $(Ph)_4B^-$ wherein Ph=phenyl, and Ar_4B^- wherein Ar_4B^- =tetrakis[3,5-bis(trifluoromethyl)phenyl]-borate. The weakly coordinating nature of such anions is known and described in the literature (S. Strauss et al., *Chem. Rev.*, 1993, 93, 927).

[0232] The term “agostic” is known to those skilled in the art, and is generally used to refer to a weak bonding interaction between a C—H bond and a coordinatively unsaturated transition metal. It is used herein to denote a weak bonding interaction between any or all of the atoms of the ortho-aryl or ortho-heteroaryl groups of the ligands described in the twenty-fourth aspect of the present invention, and a coordinatively unsaturated Fe, Co or Ni center to which said ligands are complexed. By “weak bonding interaction” we mean a bond that is sufficiently weak that it is formed reversibly under polymerization reaction conditions, so that it does not, for example, preclude the binding and insertion of olefin monomer.

[0233] The term “ortho” is used herein in the context of the ligands of the twenty-fourth and higher aspects to denote the positions which are adjacent to the point of attachment of said aromatic or heteroaromatic ring to the ligated nitrogen(s). In the case of a 1-attached, 6-member ring, we mean the 2- and 6-positions. In the case of a 1-attached, 5-membered ring, we mean the 2- and 5-positions. In the case of 1-attached, fused ring aromatic or heteroaromatic rings, we mean the first positions which can be substituted; for example, in the case of 1-naphthyl, these would be the 2- and 8-positions; in the case of 9-anthracenyl, these would be the 1- and 8-positions.

[0234] The term “variable denticity” is used herein in the context of otherwise bidentate ligands to refer to the reversible formation of a third binding interaction between the ligand and the Fe, Co, or Ni center to which it is complexed.

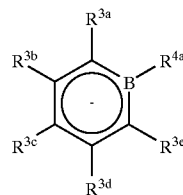
[0235] The abbreviation “acac” refers to acetylacetonate. In general, substituted acetylacetonates, wherein one or more hydrogen in the parent structure has been replaced by a hydrocarbyl, substituted hydrocarbyl, or fluoroalkyl, may be used in place of the “acac”. Hydrocarbyl substituted acetylacetonates may be preferred in some cases when it is important, for example, to improve the solubility of a (ligand)Ni(acac)BF₄ salt in mineral spirits; fluoroalkyl substituted acetylacetonates may be preferred when a more Lewis acidic metal acetylacetonate reagent is required to promote coordination of the ligands of the present invention to form the desired catalyst precursors.

[0236] The term “half-life” refers to the time required for the catalyst to lose half of its activity, as determined under non-mass transport limited conditions.

[0237] The phrase “non-mass transport limited conditions” refers to the fact that when an ethylene polymerization reaction is conducted in solution using gaseous ethylene as the monomer or co-monomer, the rate of dissolution of ethylene in the liquid phase can often be the turnover-limiting step of the catalytic cycle, so that the apparent catalyst activity is less than would be observed under improved mass transport limited conditions. Mass transport limitations may typically be reduced by either increasing the partial pressure of ethylene, improving the agitation and mixing of the gaseous phase with the liquid phase, or decreasing the catalyst loading, to the point where the apparent catalyst activity exhibits a first order dependence on the amount of catalyst charged to the reactor.

[0238] The term “apparent catalyst activity” refers to the moles of monomer consumed per mole of catalyst per unit time, without consideration of the impact of mass transport limitations.

[0239] The term “borataaryl” is used to refer to a monoanionic heterocyclic group of formula XXX:



XXX

[0240] wherein:

[0241] R^{3a-e} are each independently H, hydrocarbyl, substituted hydrocarbyl, heteroatom connected hydrocarbyl, heteroatom connected substituted hydrocarbyl, fluoroalkyl, silyl, boryl, fluoro, chloro, bromo, cyano, or nitro; in addition, any two of R^{3a-e} may be linked by a bridging group;

[0242] R^{4a} is hydrocarbyl, substituted hydrocarbyl, heteroatom connected hydrocarbyl, or heteroatom connected substituted hydrocarbyl; and wherein

[0243] any one of R^{3a-e} or R^{4a} may function as a divalent bridging group to connect the borataaryl to the remainder of the ligand.

[0244] In general, the catalysts of the present invention can be made sufficiently sterically hindered that chain transfer is slow with respect to chain propagation so that a chain of degree of polymerization (DP) of 10 or more results. For example, in the case of a catalyst system comprising a catalyst of the type $[(\text{ligand})\text{Fe}(\text{T}^{1a})(\text{L})]^+\text{X}^-$, where T^{1a} is a hydrogen atom, hydrocarbyl, or other group capable of inserting an olefin, L is an olefin or neutral donor group capable of being displaced by an olefin, X^- is a weakly coordinating anion, and ligand is a compound of formula h17, the catalyst system reacts with ethylene to form low molecular weight polymer. However, it is to be understood that less hindered forms of these catalysts, for example those derived from h19, generally comprising ligands which do not contain bulky substituents, can also be used as dimerization or oligomerization catalysts.

[0245] The degree of steric hindrance at the active catalyst site required to give slow chain transfer, and thus form polymer, depends on a number of factors and is often best determined by experimentation. These factors include: the exact structure of the catalyst, the monomer or monomers being polymerized, whether the catalyst is in solution or attached to a solid support, and the temperature and pressure. Polymer is defined herein as corresponding to a degree of polymerization, DP, of about 10 or more; oligomer is defined as corresponding to a DP of 2 to about 10.

[0246] A variety of protocols may be used to generate active polymerization catalysts comprising transition metal complexes of various nitrogen, phosphorous, oxygen and sulfur donor ligands. Examples include (i) the reaction of a Group 4 metallocene dichloride with MAO, (ii) the reaction of a Group 4 metallocene dimethyl complex with N,N-diethylanilinium tetrakis(pentafluorophenyl)borate, (iii) the reaction of a Group 8 or 9 metal dihalide complex of atridentate N-donor ligand with an alkylaluminum reagent, (iv) the reaction of a Group 8 or 9 metal dialkyl complex of a tridentate N-donor ligand with MAO or HB(3,5-bis(trifluoromethyl)phenyl)₄, (v) the reaction of $(\text{Me}_2\text{N})_4\text{Zr}$ with 2 equivalents of an N-pyrrolylsalicylimine, followed by treat-

ment of the product of that reaction with Me_3SiCl and then a triisobutylaluminum-modified methylaluminoxane, and (vi) the reaction of a nickel or palladium dihalide complex of a bidentate N-donor ligand with an alkylaluminum reagent. Additional methods described herein include the reaction of (tridentate N-donor ligand) $\text{M}(\text{acac})\text{B}(\text{C}_6\text{F}_5)_4$ salts with an alkylaluminum reagent, where M is Fe(II) or Co(II), and the reaction of (bidentate N-donor ligand)Ni(a-cac)X salts with an alkylaluminum reagent, where X is a weakly coordinating anion, such as $\text{B}(\text{C}_6\text{F}_5)_4$, BF_4 , PF_6 , SbF_6 and $\text{OS}(\text{O})_2\text{CF}_3$. Cationic (ligand) $\text{M}(\pi\text{-allyl})$ complexes with weakly coordinating counteranions, where M is a Group 10 transition metal, are often also suitable catalyst precursors, requiring only exposure to olefin monomer and in some cases elevated temperatures (40-100° C.) or added Lewis acid, or both, to form an active polymerization catalyst.

[0247] More generally, a variety of (ligand)_n $\text{M}(\text{Z}^{1a})(\text{Z}^{1b})$ complexes, where “ligand” refers to a compound of the present invention, and comprises at least one nitrogen donor wherein the nitrogen ligated to the metal M is substituted by a 1-pyrrolyl or substituted 1-pyrrolyl group, n is 1 or 2, M is a Group 4-10 transition metal, and Z^{1a} and Z are univalent groups, or may be taken together to form a divalent group, may be reacted with one or more compounds, collectively referred to as compound Y, which function as co-catalysts or activators, to generate an active catalyst of the form $[(\text{ligand})_n\text{M}(\text{T}^{1a})(\text{L})]^+\text{X}^-$, where n is 1 or 2, T^{1a} is a hydrogen atom or hydrocarbyl, L is an olefin or neutral donor group capable of being displaced by an olefin, M is a Group 4-10 transition metal, and X^- is a weakly coordinating anion. When Z^{1a} and Z^{1b} are both halide, examples of suitable compound Y include: methylaluminoxane (hereinafter MAO) and other aluminum sesquioxides, R_3Al , R_2AlCl , and RAlCl_2 (wherein R is alkyl, and plural groups R may be the same or different). When Z^{1a} and Z^{1b} are both alkyl, examples of suitable compound Y include: MAO and other aluminum sesquioxides, R_3Al , R_2AlCl , RAlCl_2 (wherein R is alkyl, and plural groups R may be the same or different), $\text{B}(\text{C}_6\text{F}_5)_3$, $\text{R}^0\text{Sn}[\text{BF}_4]$ (wherein R^0 is hydrocarbyl or substituted hydrocarbyl and plural groups R^0 may be the same or different), H^+X^- , wherein X^- is a weakly coordinating anion, for example, tetrakis[3,5-bis(trifluoromethyl)phenyl] borate, and Lewis acidic or Bronsted acidic metal oxides, for example, montmorillonite clay. In some cases, for example, when Z^{1a} and Z^{1b} are both halide or carboxylate, sequential treatment with a metal hydrocarbyl, followed by reaction with a Lewis acid, may be required to generate an active catalyst. Suitable examples of metal hydrocarbyls include: MAO, other aluminum sesquioxides, R_3Al , R_2AlCl , RAlCl_2 (wherein R is alkyl, and plural groups R may be the same or different), Grignard reagents, organolithium reagents, and diorganozinc reagents. Examples of suitable Lewis acids include: MAO, other aluminum sesquioxides, R_3Al , R_2AlCl , RAlCl_2 (wherein R is alkyl, and plural groups R may be the same or different), $\text{B}(\text{C}_6\text{F}_5)_3$, $\text{R}^0\text{Sn}[\text{BF}_4]$ (wherein R^0 is hydrocarbyl or substituted hydrocarbyl and plural groups R^0 may be the same or different), and Lewis acidic metal oxides.

[0248] The term “alkylaluminum” is used to refer to compounds containing at least one alkyl group bonded to Al(III), which are capable of reacting with a metal complex of the present invention to generate an active olefin polymerization catalyst. In general, this will involve exchanging one or more alkyl groups from the aluminum with a monoanionic atom or group on the metal complex pro-catalyst. In some cases, a hydride may be directly transferred from the β -carbon of the aluminum alkyl to said metal complex. Subsequent abstraction of a second monoanionic

atom or group from the metal complex may also be required to generate a cationic active catalyst. When the pro-catalyst is already a cationic metal complex, the role of the alkylaluminum may simply be to exchange an alkyl or hydride from the aluminum with a monoanionic group, such as acetylacetonate, attached to the metal complex. In the case of a cationic π -allyl or π -benzyl pro-catalyst, the alkylaluminum reagent may, in some cases, simply act as a Lewis acid, to promote conversion of the π -allyl or π -benzyl to a σ -allyl or σ -benzyl bonding mode, thereby facilitating binding and insertion of the olefin monomer. When a cationic pro-catalyst is used with an alkylaluminum activator or co-catalyst, it should also be recognized that the starting counteranion (e.g. BF_4^-) may react with the alkylaluminum reagent to generate a new counteranion (or a mixture of several different counteranions) under olefin polymerization reaction conditions. Examples of suitable alkylaluminum reagents include: MAO, other aluminum sesquioxides, Me_3Al , EtAlCl_2 , Et_2AlCl , R_3Al , R_2AlCl , RAlCl_2 (wherein R is alkyl, and plural groups R may be the same or different), and the like.

[0249] The foregoing discussion is intended to illustrate that there are frequently many ways to generate an active catalyst, and that in some cases the structure of the active species has not been fully elucidated. It is, however, an object of this disclosure to teach that there are a variety of methods wherein the ligands of the present invention can be reacted with a suitable metal precursor, and optionally a co-catalyst, to generate an active olefin polymerization catalyst. Without wishing to be bound by theory, the inventors also believe that the active catalyst typically comprises the catalytically active metal, one or more ligands of the present invention, the growing polymer chain (or a metal hydride capable of initiating a new chain), and a site on the metal adjacent to the metal-alkyl bond of said chain where ethylene can coordinate, or at least closely approach, prior to insertion. Where specific structures for active catalysts have been implied herein, it should be understood that an object of this invention is to teach and claim that active catalysts comprising the ligands of the present invention are formed as the reaction products of the catalyst activation reactions disclosed herein, regardless of the detailed structures of those active species.

[0250] Active catalysts may, in some cases, be generated from more than one oxidation state of a given metal. For example, the present invention describes the use of both Co(III) and Co(II) catalyst precursors to effect olefin polymerization using MAO or other alkylaluminum co-catalysts. In some cases, the oxidation state of the active catalyst has not been unambiguously established, so that it is not known if the same metal can give rise to active catalysts with different oxidation states, or if different oxidation state precursors all give rise to the same oxidation state catalyst under polymerization conditions. The latter could arise, for example, by reduction of a Co(III) catalyst precursor to a Co(II) compound under reaction conditions. Where only one oxidation state of a given metal has been specified herein, it is therefore to be understood that other oxidation states of the same metal, complexed by the ligands of the present invention, can serve as catalyst precursors or active catalysts. When different oxidation state complexes of said ligands are used, appropriate changes in the ancillary ligands or the counteranion must obviously accompany any change in oxidation level to balance the charge. Examples where multiple oxidation state precursors are especially likely to be encountered include, but are not limited to, Ti(III)/Ti(IV), Fe(III)/Fe(II), and Co(III)/Co(II).

[0251] The catalysts of the present invention may be used in batch and continuous processes, in solution or slurry or gas phase processes.

[0252] In some cases, it is advantageous to attach the catalyst to a solid support. Examples of useful solid supports include: inorganic oxides, such as talcs, silicas, titania, silica/chromia, silica/chromia/titania, silica/alumina, zirconia, aluminum phosphate gels, silanized silica, silica hydrogels, silica xerogels, silica aerogels, montmorillonite clay and silica co-gels, as well as organic support materials such as polystyrene and functionalized polystyrene. (See, for example, S. B. Roscoe et al., "Polyolefin Spheres from Metallocenes Supported on Non-Interacting Polystyrene," 1998, *Science*, 280, 270-273 (1998)).

[0253] Thus, in a preferred embodiment, the catalysts of the present invention are attached to a solid support (by "attached to a solid support" is meant ion paired with a component on the surface, adsorbed to the surface or covalently attached to the surface) that has been pre-treated with a compound Y. More generally, the compound Y, and the solid support can be combined in any order and any number of compound(s) Y can be utilized. In addition, the supported catalyst thus formed may be treated with additional quantities of compound Y. In another preferred embodiment, the compounds of the present invention are attached to silica that has been pre-treated with an alkylaluminum compound Y, for example, MAO, Et_3Al , $^i\text{Bu}_3\text{Al}$, Et_2AlCl , or Me_3Al .

[0254] Such supported catalysts are prepared by contacting the transition metal compound, in a substantially inert solvent (by which is meant a solvent which is either unreactive under the conditions of catalyst preparation, or if reactive, acts to usefully modify the catalyst activity or selectivity) with MAO-treated silica for a sufficient period of time to generate the supported catalyst. Examples of substantially inert solvents include toluene, o-difluorobenzene, mineral spirits, hexane, CH_2Cl_2 , and CHCl_3 .

[0255] In another preferred embodiment, the catalysts of the present invention are activated in solution under an inert atmosphere, and then adsorbed onto a silica support which has been pre-treated with a silylating agent to replace surface silanols by trialkylsilyl groups. Methods to pre-treat silicas in this way are known to those skilled in the art and may be achieved, for example, by heating the silica with hexamethyldisilazane and then removing the volatiles under vacuum. A variety of precursors and procedures may be used to generate the activated catalyst prior to said adsorption, including, for example, reaction of a (ligand)Ni(acac)B(C₆F₅)₄ complex with Et_2AlCl in a toluene/hexane mixture under nitrogen; where "ligand" refers to a compound of the present invention.

[0256] In several cases, metal complexes are depicted herein with square planar, trigonal bipyramidal, or other coordination, however, it is to be understood that no specific geometry is implied.

[0257] The polymerizations may be conducted as solution polymerizations, as non-solvent slurry type polymerizations, as slurry polymerizations using one or more of the olefins or other solvent as the polymerization medium, or in the gas phase. One of ordinary skill in the art, with the present disclosure, would understand that the catalyst could be supported using a suitable catalyst support and methods known in the art. Substantially inert solvents, such as toluene, hydrocarbons, methylene chloride and the like, may be used. Propylene and 1-butene are excellent monomers for use in slurry-type copolymerizations and unused monomer can be flashed off and reused.

[0258] Temperature and olefin pressure have significant effects on polymer structure, composition, and molecular weight. Suitable polymerization temperatures are preferably from about 20° C. to about 160° C., more preferably 60° C. to about 100° C.

[0259] The catalysts of the present invention may be used alone, or in combination with one or more other Group 3-10 olefin polymerization or oligomerization catalysts, in solution, slurry, or gas phase processes. Such mixed catalyst systems are sometimes useful for the production of bimodal or multimodal molecular weight or compositional distributions, which may facilitate polymer processing or final product properties.

[0260] After the reaction has proceeded for a time sufficient to produce the desired polymers, the polymer can be recovered from the reaction mixture by routine methods of isolation and/or purification.

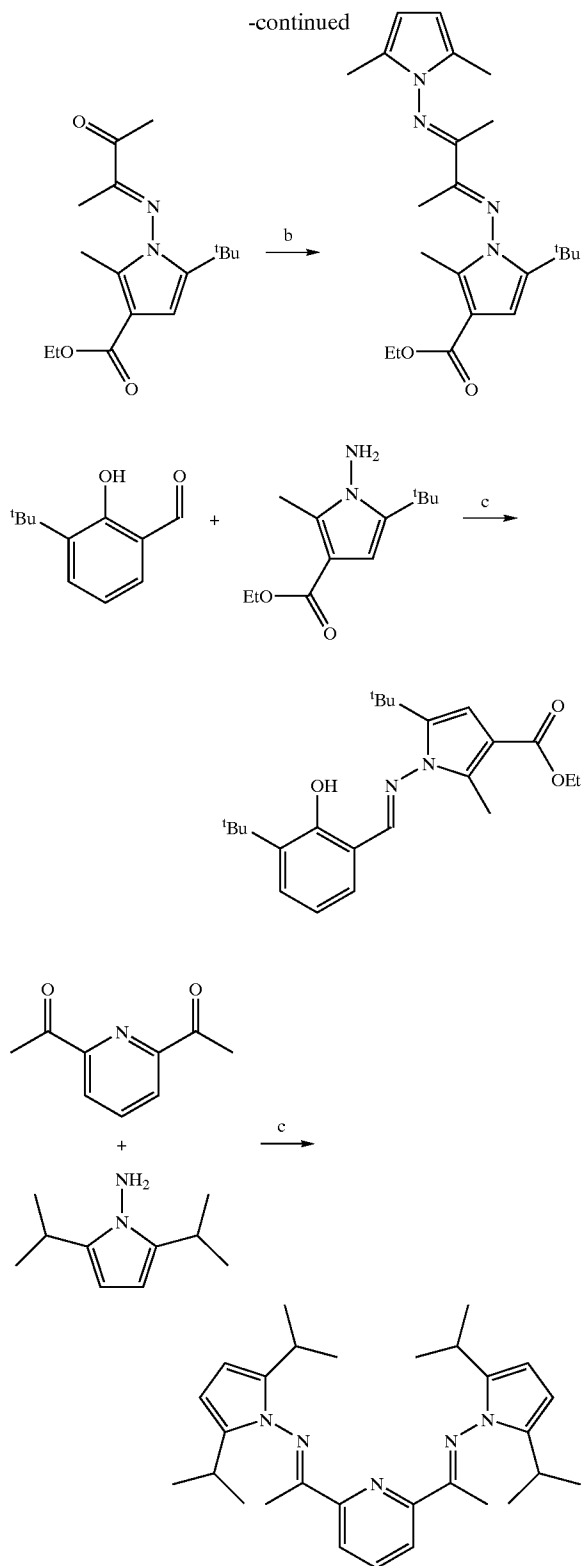
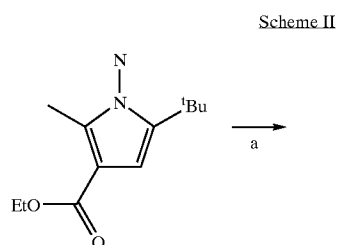
[0261] In general, the polymers of the present invention are useful as components of thermoset materials, as elastomers, as packaging materials, films, compatibilizing agents for polyesters and polyolefins, as a component of tackifying compositions, and as a component of adhesive materials.

[0262] High molecular weight resins are readily processed using conventional extrusion, injection molding, compression molding, and vacuum forming techniques well known in the art. Useful articles made from them include films, fibers, bottles and other containers, sheeting, molded objects and the like.

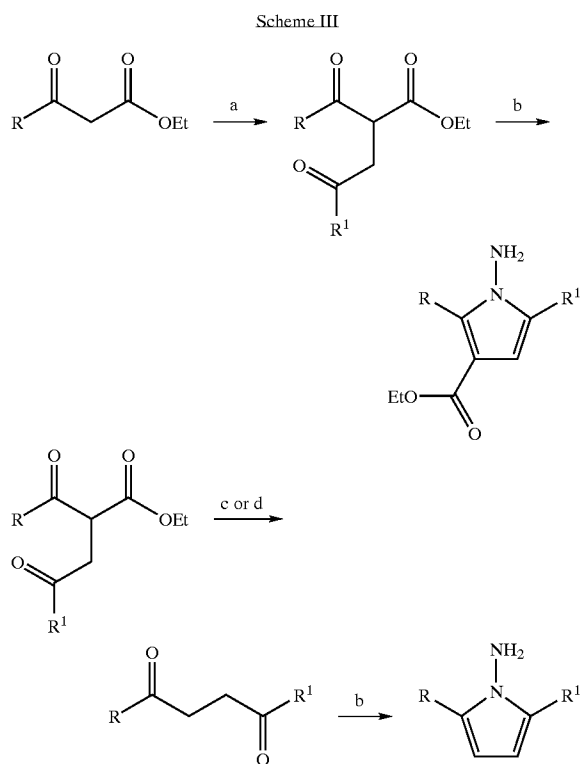
[0263] Low molecular weight resins are useful, for example, as synthetic waxes and they may be used in various wax coatings or in emulsion form. They are also particularly useful in blends with ethylene/vinyl acetate or ethylene/methyl acrylate-type copolymers in paper coating or in adhesive applications.

[0264] Although not required, typical additives used in olefin or vinyl polymers may be used in the new homopolymers and copolymers of this invention. Typical additives include pigments, colorants, titanium dioxide, carbon black, antioxidants, stabilizers, slip agents, flame retarding agents, and the like. These additives and their use in polymer systems are known per se in the art.

[0265] The ligands of the present invention may be prepared by methods known to those skilled in the art, wherein a substituted 1-aminopyrrole is condensed with a di-aldehyde or di-ketone to afford the desired ligands (Scheme II). The requisite substituted 1-aminopyrroles may be prepared by any of a variety of methods, including those shown in Scheme III.



^aReaction conditions. (a) CH₃COCOCH₃ (2.0 equiv), p-Toluenesulfonic Acid (p-TsOH) (3 wt%), 60° C.; (b) 1-amino-2,5-dimethylpyrrole (1.1 equiv), toluene, p-TsOH (3 wt%), Dean Stark Trap, 110° C.; (c) Toluene, p-TsOH (3 wt%), Dean Stark Trap, 110° C.



[0266] ^a Reaction conditions. (a) NaH (1.2 equiv), R¹COCH₂Br, Toluene, 75° C.; (b) i. hydrazinecarboxylic acid 2-trimethylsilylanyl-ethyl ester (TMSECNH₂), p-TsOH (3 wt %), Toluene, Dean Start Trap, 110° C., ii. TBAF (2 equiv), THF, 23° C.; (c) NaOH (5 equiv), i-PrOH, H₂O, 60° C.; (d) NaCl, DMSO, H₂O, 160° C.

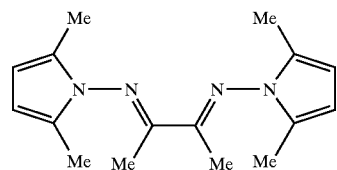
[0267] Other features of the invention will become apparent in the following description of working examples, which have been provided for illustration of the invention and are not intended to be limiting thereof.

[0268] The molecular weight data presented in the following examples is determined at 135° C. in 1,2,4-trichlorobenzene using refractive index detection, calibrated using narrow molecular weight distribution poly(styrene) standards.

EXAMPLES

Example 1

[0269] Preparation of a32



[0270] A 50 mL round bottom flask was charged with 2,5-dimethyl-pyrrol-1-ylamine (400 mg), 2,3-butanedione (146 mg), ethanol (10 mL), and 1 drop of formic acid. The mixture was allowed to stand for 16 h at 22° C.; upon

subsequent agitation the product crystallized and was isolated by vacuum filtration, washed with cold ethanol and dried to obtain 100 mg of the desired product as bright yellow rhombic platelets. The combined filtrate and washings were concentrated and the residue subjected to flash chromatography (SiO₂, 2.4 vol % Ethyl Acetate (EtOAc)/hexane) to obtain an additional 172 mg of product. ¹H NMR (CDCl₃, chemical shifts in ppm relative to tetramethyl silane (TMS)): 2.075 (12p, s); 0.211 (6p, s); 5.912 (4p, s). Field Desorption Mass Spectrometry: m/z 270.

Example 2

[0271] Preparation of the Nickel Dibromide Complex of a32.

[0272] A 50 mL flame-dried Schlenk flask equipped with a magnetic stir bar and capped by a septum was charged with 92 mg of a32, and 85 mg of (1,2-dimethoxyethane)nickel(II) dibromide in the drybox, under nitrogen. On the Schlenk line, 6 mL dry, deoxygenated dichloromethane was added by syringe, and the mixture was stirred under nitrogen for 3.25 h at 23° C. to afford a dark brown mixture. This mixture was diluted with 10 mL of dry, deoxygenated hexane and stirred for 15 min to precipitate the product, after which the supernatant was removed via a filter paper-tipped cannula. The brown powdery residue was dried in vacuo to obtain 73.5 mg (54%) of the nickel dibromide complex of a32.

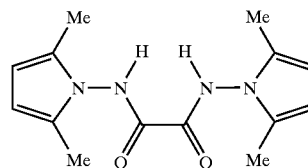
Example 3

[0273] Polymerization of Ethylene with the Nickel Dibromide Complex of a32 in the Presence of MMAO (Modified Methylalumoxane, 23% Iso-Butylaluminoxane in Heptane; 6.42% Al).

[0274] A 250 mL round bottom Schlenk flask equipped with a magnetic stir bar and capped with a septum was evacuated and refilled with ethylene, then charged with 100 mL of dry, deoxygenated toluene and 4.0 mL of a MMAO in toluene (6.42% Al) and stirred under 1 atm ethylene at 0° C. for 15 min. A 2 mL aliquot of a mixture of 3.5 mg of the nickel dibromide complex of a32 in 3.5 mL dry, deoxygenated dichloromethane was injected, and the mixture was stirred under 1 atm ethylene at 0° C. A white polyethylene precipitate was observed within minutes. After 10 minutes, the mixture was quenched by the addition of acetone (50 mL), methanol (50 mL) and 6 N aqueous HCl (100 mL). The swollen polyethylene which separated was isolated by vacuum filtration and washed with water, methanol and acetone, then dried under reduced pressure (200 mm Hg) at 80° C. for 16 h to obtain 3.95 g of a white polyethylene. ¹H NMR: 3.7 branches/1000 carbon atoms; M_n=8563. GPC: M_n=9,190; M_w/M_n=3.48.

Example 4

[0275] Ethylene Polymerization with a37, bis(1,5-cyclooctadiene)nickel(0) and B(C₆F₅)₃.



[0276] A 200 mL septum-capped Schlenk flask was charged with 12 mg of N,N'-bis(2,5-dimethylpyrrol-1-yl)oxalamide (a37), 109 mg of tris(pentafluorophenyl)boron, and 7 mg of bis(1,5-cyclooctadiene)nickel(0) under an Ar atmosphere. On the Schlenk line, the flask was evacuated and refilled with ethylene. 100 mL of dry, deoxygenated toluene were added with rapid magnetic stirring at room temperature. Polyethylene precipitated from the golden-yellow solution. After 11 minutes, the reaction was quenched by the addition of methanol. The polymer was collected by vacuum filtration, washed with methanol, and dried in vacuo (200 mm Hg) at 80° C. overnight to yield 0.14 g. ¹H NMR: 8.6 branchpoints/1000 carbon atoms; M_n=17,106 g/mol.

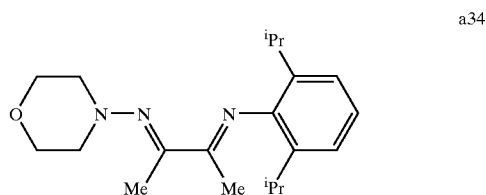
Example 5

[0277] Ethylene Polymerization with a37, bis(1,5-cyclooctadiene)nickel(0) and B(C₆F₅)₃.

[0278] 10 mg of N,N'-bis(2,5-dimethylpyrrol-1-yl)oxalamide, 132 mg of tris(pentafluorophenyl)boron, and 4.7 mg of bis(1,5-cyclooctadiene)nickel(0) were weighed to 500 mL septum-capped Schlenk flask under an Ar atmosphere. On the Schlenk line, the flask was evacuated, then provided an ethylene atmosphere. 200 mL of dry, deoxygenated toluene were added with rapid magnetic stirring at room temperature. Polyethylene precipitated from the golden-yellow solution. After 70 minutes, the reaction was quenched by the addition of methanol. The polymer was collected by vacuum filtration, washed with methanol, and dried in vacuo (200 mm Hg) at 80° C. overnight to yield 1.1 g. ¹H NMR: 5.8 branchpoints/1000 carbon atoms. GPC: M_n=24,400 g/mol; M_w/M_n=8.3.

Example 6

[0279] Ethylene Polymerization with a34, bis(1,5-cyclooctadiene)nickel(0) and B(C₆F₅)₃.



[0280] 10 mg of compound a34, 65 mg of tris(pentafluorophenyl)boron, and 5 mg of bis(1,5-cyclooctadiene)nickel(0) were weighed to 20 mL septum-capped vial under an Ar atmosphere. On the Schlenk line, the vial was provided an ethylene atmosphere. 10 mL of dry, deoxygenated toluene were added with rapid magnetic stirring at room temperature to give a brown mixture. After 20 minutes, the reaction was quenched by the addition of methanol. The polymer was collected by vacuum filtration, washed with methanol, and dried in vacuo (200 mm Hg) at 80° C. overnight to yield 30 mg. ¹H NMR: 27.5 branchpoints/1000 carbon atoms; M_n=2319 g/mol. GPC: M_n=1760 g/mol; M_w/M_n=5.03.

Example 7

[0281] Ethylene Polymerization with a32, bis(1,5-cyclooctadiene)nickel(0) and B(C₆F₅)₃.

[0282] 10 mg of compound a32, 65 mg of tris(pentafluorophenyl)boron, and 4.2 mg of bis(1,5-cyclooctadiene)nickel(0) were weighed to 20 mL septum-capped vial under an Ar atmosphere. On the Schlenk line, the vial was provided an ethylene atmosphere. 10 mL of dry, deoxygenated

toluene was added with rapid magnetic stirring at room temperature to give a brown mixture. After 20 minutes, the reaction was quenched by the addition of methanol. The polymer was collected by vacuum filtration, washed with methanol, and dried in vacuo (200 mm Hg) at 80° C. overnight to yield 847 mg. ¹H NMR: 46.8 branchpoints/1000 carbon atoms; M_n=2347 g/mol. GPC: M_n=1220 g/mol; M_w/M_n=4.84.

Example 8

[0283] 1-Hexene Polymerization with a32, bis(1,5-cyclooctadiene)nickel(0) and B(C₆F₅)₃.

[0284] 6 mg of compound a32, 24 mg of tris(pentafluorophenyl)boron, and 3.6 mg of bis(1,5-cyclooctadiene)nickel(0) were weighed to 20 mL septum-capped vial under an Ar atmosphere. On the Schlenk line, the vial was provided a nitrogen atmosphere. 10 mL of dry 1-hexene were added with rapid magnetic stirring at room temperature to give a brown mixture. After 120 minutes, the reaction was quenched by the addition of methanol. The oily polymer was stirred with methanol, and then the methanol was decanted away. The polymer was dried in vacuo (200 mm Hg) at 80° C. overnight to yield 350 mg. ¹H NMR: 157.5 branchpoints/1000 carbon atoms; M_n=2220 g/mol. GPC: M_n=1480 g/mol; M_w/M_n=2.22.

Example 9

[0285] 1-Hexene Polymerization with a32, bis(1,5-cyclooctadiene)nickel(0) and B(C₆F₅)₃.

[0286] 4.2 mg of compound a32, 28 mg of tris(pentafluorophenyl)boron, and 2.2 mg of bis(1,5-cyclooctadiene)nickel(0) were weighed to 20 mL septum-capped vial under an Ar atmosphere. On the Schlenk line, the vial was provided an ethylene atmosphere. 10 mL of dry toluene was added with rapid magnetic stirring at room temperature to give a brown mixture. 5 mL of 1-hexene were immediately added, and the ethylene supply replaced with nitrogen. After 120 minutes, the reaction was quenched by the addition of methanol. The oily polymer was stirred with methanol, and then the methanol was decanted away. The polymer was dried in vacuo (200 mm Hg) overnight to yield 2 g. ¹H NMR: 142.9 branchpoints/1000 carbon atoms; M_n=1952 g/mol. GPC: M_n=1200 g/mol; M_w/M_n=3.79.

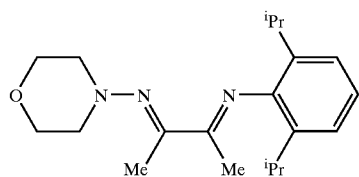
Example 10

[0287] Polymerization of Ethylene with the Nickel Dibromide Complex of a32 in the Presence of MMAO (Methylaluminoxane Modified with 23% Iso-Butylaluminoxane in Heptane; 6.42% Al).

[0288] A 600 mL Parr® autoclave was first heated to about 100° C. under high vacuum to ensure the reactor was dry. The reactor was cooled and purged with argon. Under an argon atmosphere, the autoclave was charged with 150 mL of toluene. The reactor was pressurized to 200 psig with ethylene and then relieved to ambient pressure (2×). 3 mL of MMAO solution were added. With stirring and with the ethylene pressure rising to 200 psig, 2.0 mL of a stock solution (4.30 mg in 17.2 mL CH₂Cl₂) of the nickel dibromide complex of a32 were injected. The pressure was maintained at 200 psig. The autoclave temperature was controlled at 30° C. After 10 minutes, the reaction was quenched by the addition of methanol and the pressure relieved. The swollen polyethylene which separated was stirred with a mixture of acetone and aqueous HCl. The polymer was isolated by filtration, washed with acetone and dried in vacuo (200 mm Hg) overnight to yield 8.3 g. GPC: M_n=1370; M_w/M_n=18.88.

Example 11

[0289] Preparation of a34.

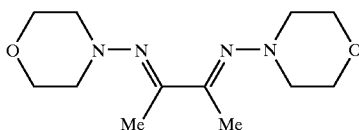


a34

[0290] A 100 mL round bottom flask was charged with 2,6-diisopropylaniline (10 g) and 2,3-butanedione (4.87 g). After 6 days, the volatiles were removed in vacuo to give an amber oil (13 g). This oil (5.13 g) was treated with methanol (25 mL), 4-amino morpholine (1 mL), and 8 drops of formic acid. The mixture was allowed to stand for 16 h at 22° C. The mixture was concentrated, and the residue was subjected to flash chromatography (SiO₂, 8 vol % of EtOAc/hexane) to obtain a34 as a pale yellow oil (2.5 g) which crystallized upon exposure to methanol. Field Desorption Mass Spectrometry: m/z 329.

Example 12

[0291] Preparation of a35

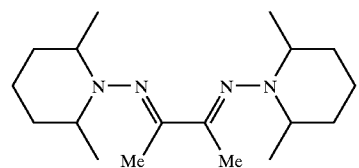


a35

[0292] A 100 mL round bottom flask was charged with methanol (20 mL), 4-amino morpholine (5 mL), 2,3-butanedione (1.95 mL), and formic acid (0.2 mL). A precipitate separated almost immediately. After 3 days, the product was collected by vacuum filtration as pale green-yellow crystals.

Example 13

[0293] Preparation of a36



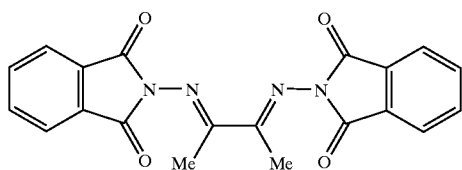
a36

[0294] A 50 mL round bottom flask was charged with methanol (10 mL), 1-amino-2,6-dimethylpiperidine (2.0 mL), 2,3-butanedione (0.54 mL), and formic acid (0.2 mL). The mixture was stirred at 22° C. for 3 days, and the yellow crystals that separated were isolated by filtration. Field Desorption Mass Spectrometry: m/z 306.

Example 14

Preparation of a30

[0295]



a30

[0296] A 100 mL round bottom flask was provided a nitrogen atmosphere, a magnetic stirrer, and a reflux condenser, and was charged with toluene (16 mL), N-aminophthalimide (4.5 g), 2,3-butanedione (1 mL), and formic acid (0.25 mL). The mixture was heated to and maintained at reflux for 1 hour, then allowed to cool to room temperature overnight. The white crystals that separated were isolated by filtration and washed with methanol. Field Desorption Mass Spectrometry: m/z 374.

Example 15

[0297] Preparation of the Nickel Dibromide Complex of a36

[0298] A 50 mL flame-dried Schlenk flask equipped with a magnetic stir bar and capped by a septum was charged with 100 mg of a36, and 92 mg of (1,2-dimethoxyethane)nickel(II) dibromide in the drybox, under nitrogen. On the Schlenk line, 6 mL of dry, deoxygenated dichloromethane were added by syringe to quickly give a dark brown mixture. The mixture was stirred under nitrogen for overnight at 23° C. The mixture was then diluted with 10 mL of dry, deoxygenated hexane, then 28 mg more of a36 were added, and the mixture was stirred for 1 h more. Some CH₂Cl₂ was evaporated under a stream of nitrogen to completely precipitate the product, after which the supernatant was removed via a filter paper-tipped cannula. The brown powdery residue was dried in vacuo.

Example 16

[0299] Preparation of the Cobalt Dichloride Complex of a36

[0300] A 50 mL flame-dried Schlenk flask equipped with a magnetic stir bar and capped by a septum was charged with 100 mg of a36, and 44 mg of cobalt dichloride in the drybox, under nitrogen. On the Schlenk line, 9 mL of dry, deoxygenated dichloromethane were added by syringe to slowly give a green supernatant. The mixture was stirred under nitrogen for overnight at 23° C. The mixture was then diluted with 10 mL of dry, deoxygenated hexane, then some CH₂Cl₂ was evaporated under a stream of nitrogen to completely precipitate the product as green crystals. The supernatant was removed via a filter paper-tipped cannula, and the crystals were dried in vacuo to afford the desired complex.

Example 17

[0301] Oligomerization of Ethylene with the Cobalt Dichloride Complex of a36 in the Presence of MAO (Methylaluminoxane; 10% Solution in Toluene)

[0302] A 200 mL round bottom Schlenk flask equipped with a magnetic stir bar and capped with a septum was charged with 9.8 mg of the cobalt dichloride complex of a36, then evacuated and refilled with ethylene. The flask was then charged with 50 mL of dry, deoxygenated toluene and stirred under 1 atm of ethylene at 0° C. for 24 min. 4 mL of MAO (methylaluminoxane; 10% solution in toluene) were added, and the ethylene was rapidly consumed to form ethylene oligomers. After 62 minutes, the mixture was quenched by the addition of acetone (50 mL), methanol (50 mL), and 6 N aqueous HCl (100 mL).

Example 18

[0303] Preparation of the Nickel Dibromide Complex of a35

[0304] A 200 mL flame-dried Schlenk flask equipped with a magnetic stir bar and capped by a septum was charged with 103 mg of a35, and 109 mg of (1,2-dimethoxyethane)nickel(II) dibromide in the drybox, under nitrogen. On the Schlenk line, 5 mL of dry, deoxygenated dichloromethane were added by syringe to quickly give a dark brown mixture. The mixture was stirred under nitrogen for overnight at 23° C. This mixture was diluted with 10 mL of dry, deoxygenated hexane to completely precipitate the product, after which the supernatant was removed via a filter paper-tipped cannula. The brown powdery residue was dried in vacuo.

Example 19

[0305] Oligomerization of Ethylene with the Nickel Dibromide Complex of a35 in the Presence of MAO (Methylaluminoxane; 10% Solution in Toluene)

[0306] A 500 mL round bottom Schlenk flask equipped with a magnetic stir bar and capped with a septum was charged with 19.5 mg of the nickel dibromide complex of a35, then evacuated and refilled with ethylene. The flask was then charged with 50 mL of dry, deoxygenated toluene and stirred under 1 atm of ethylene at 0° C. for 3 min. 4 mL of MAO (methylaluminoxane; 10% solution in toluene) were added, and the ethylene was rapidly consumed. After 130 minutes, the mixture was quenched by the addition of acetone (50 mL), methanol (50 mL), and 6 N aqueous HCl (100 mL). A small amount of polyethylene precipitated and, as evidenced by gas chromatography, a distribution of higher olefins was produced.

Example 20

[0307] Preparation of a38

[0308] In a 500 mL round bottom flask, 2,4,6-tri-tert-butylaniline (2.0 g) and 2.6 mL triethylamine were dissolved in dichloromethane (50 mL) and cooled to 0° C. A mixture of ethyl chloroglyoxylate (0.85 mL) and dichloromethane (33 mL) was slowly added via dropping funnel, after which the mixture was stirred at 0° C. for 1 h, and then at 25° C. for 3 h. The resultant mixture was quenched with 100 mL of water. The aqueous layer was extracted with 100 mL of dichloromethane. The combined organic layers were dried over sodium sulfate, filtered, and concentrated under reduced pressure (20 mm Hg). The residue was purified by flash chromatography (silica; hexane/EtOAc; linear gradient). The N-(2,4,6-tri-tert-butylphenyl)oxalamic acid ethyl ester so obtained (201.5 mg) was reacted with excess hydrazine hydrate (81 μ L) in 5 mL of EtOH at 50° C. for 14 h. The resultant solid was isolated by filtration and washed with EtOH to obtain compound a38.

Example 21

[0309] Ethylene Polymerization with a38, bis(1,5-cyclooctadiene)nickel(0), and B(C₆F₅)₃.

[0310] 8.9 mg of compound a38, 85 mg of tris(pentafluorophenyl)boron, and 4.2 mg of bis(1,5-cyclooctadiene)nickel(0) were weighed to 20 mL septum-capped vial under an Ar atmosphere. On the Schlenk line, the vial was pro-

vided an ethylene atmosphere. 10 mL of dry, deoxygenated toluene were added with rapid magnetic stirring at room temperature to give a brown mixture. After 61 minutes, the reaction was quenched by the addition of methanol. The polymer was collected by vacuum filtration, washed with methanol, and dried in vacuo (200 mm Hg) at 80° C. overnight to yield 147 mg. ¹H NMR: 74.8 branchpoints/1000 carbon atoms; M_n=8423 g/mol. GPC: M_n=35700 g/mol; M_w/M_n=1.21.

Example 22

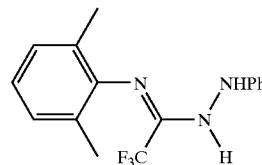
[0311] Ethylene Polymerization with a17, bis(1,5-cyclooctadiene)nickel(0), and B(C₆F₅)₃.

[0312] 6.2 mg of compound a17, 30 mg of tris(pentafluorophenyl)boron, and 1.9 mg of bis(1,5-cyclooctadiene)nickel(0) were weighed to 20 mL septum-capped vial under an Ar atmosphere. On the Schlenk line, the vial was provided an ethylene atmosphere. 10 mL of dry, deoxygenated toluene were added with rapid magnetic stirring at room temperature to give a brown mixture. After 15 minutes, the reaction was quenched by the addition of methanol. The polymer was collected by vacuum filtration, washed with methanol, and dried in vacuo (200 mm Hg) at 80° C. overnight to yield 370 mg.

Example 23

[0313] Synthesis of a50

a50



[0314] Phenylhydrazine (0.551 mL, 5.6 mmol) was added to a solution of N-(2,6-dimethyl-phenyl)-2,2,2-trifluoroacetimidoyl chloride (263.4 mg, 1.12 mmol) (prepared from TFA, 2,6-dimethyl aniline, Ph₃P, CCl₄, and Et₃N according to the procedure of Tamura, K., et al., J. Org. Chem. 1993, 58, 32-35) in toluene (8.0 mL). The resulting solution was heated at reflux for 2 days, cooled to room temperature and concentrated in vacuo. The residue was partitioned between H₂O (3 mL) and CH₂Cl₂ (3 mL). The aqueous layer was further extracted with CH₂Cl₂ (3x2 mL). The combined organic layers were dried over Na₂SO₄, filtered and concentrated in vacuo. The residue was purified by flash chromatography (SiO₂, 4% EtOAc/Hex) to afford amidrazone a50 (182 mg, 53%); R_f 0.27 (5% EtOAc/Hex); ¹H NMR (300 MHz, CD₃OD) δ 7.09-7.14 (m, 5H), 6.79-6.82 (m, 3H), 2.26 (s, 6H); IR (CDCl₃ Film) cm⁻¹ 3383, 3360, 1661, 1604, 1496, 1226, 1164, 1119; FDMS m/z 307 (M⁺, 100%).

Example 24

[0315] Polymerization of Ethylene Ni(COD)₂/a50/HB(3,5-CF₃C₆H₃)₄(ET₂O)₂.

[0316] In an inert atmosphere glove box, a flame dried Schlenk flask equipped with a magnetic stir bar and a rubber septum was charged with 20 mg (0.073 mmol) of bis(1,5-cyclooctadiene) nickel(0) and 22 mg of the ligand of formula CI. The flask was removed from the box and backfilled with ethylene. Toluene (50 ml) was added resulting in a

yellow solution. After 15 minutes, $\text{H}^+ \text{B}(\text{3,5-}\text{CF}_3\text{C}_6\text{H}_3)_4 (\text{Et}_2\text{O})_2$ was added as a solid resulting in an orange solution with modest ethylene uptake rates. After 1 hour methanol was added to quench the polymerization. The solvent was removed in vacuo resulting in a free flowing oil. The ^1H NMR is consistent with branched polyethylene.

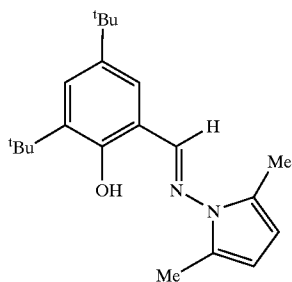
Example 25

[0317] Synthesis of the Nickel(II) Dibromide Complex of a50 and Test for Ethylene Polymerization.

[0318] To a flame dried Schlenk flask equipped with a rubber septum and a stir bar was added 10 mg (0.0325 mmol) of a50 and 9 mg (0.03 mmol) of $(\text{DME})\text{NiBr}_2$. To the solid mixture, 10 ml of CH_2Cl_2 was added and the reaction left to stir under an argon atmosphere for 16 hours. The solvent was removed in vacuo resulting in a powder. The powder was then taken up in 50 ml of toluene and the flask backfilled with ethylene. MAO (1.5 ml, 10-wt % solution in toluene) was added resulting in a purple solution. After 30 minutes of vigorous stirring at 23° C. and 1 atmosphere ethylene, methanol, acetone and 6M HCl were added to quench the reaction. The organic layer was isolated and the solvent removed in vacuo giving an oily solid. ^1H NMR confirms the preparation of a highly branched ethylene homopolymer ($M_n=870$).

Example 26

[0319] Polymerization of Ethylene with $\text{Ni}(\text{COD})_2/\text{b1}/\text{B}(\text{C}_6\text{F}_5)_3$.

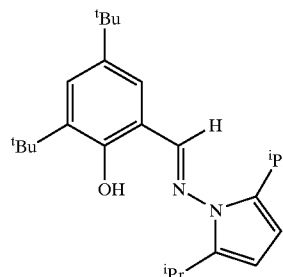


b1

[0320] In an inert atmosphere glove box, a flame dried Schlenk flask equipped with a magnetic stir bar and a rubber septum was charged with 10 mg (0.036 mmol) of bis(1,5-cyclooctadiene)nickel(0), 18.4 mg (0.036 mmol) of tris(pentafluorophenyl)borane, and 12 mg (0.036 mmol) of b1. The flask was removed from the box and evacuated and refilled with ethylene. Toluene (50 ml) was added, resulting in an orange solution. The polymerization mixture was allowed to stir at room temperature for 15 hours. After 15 hours, methanol and acetone were added to quench the reaction and a white flocculent polyethylene precipitated from solution. The polymer was collected by suction filtration and dried in the vacuum oven overnight at 100° C. resulting in 1.1 grams of polyethylene. DSC $T_m=41^\circ \text{C}$.; GPC $M_n=3,500$, $M_w/M_n=1.76$; ^1H NMR 65 branches/1000 carbon atoms.

Example 27

[0321] Synthesis of b2



b2

[0322] 1-Amino-2,5-diisopropylpyrrole (100 mg) and 3,5-di-tert-butyl-2-hydroxybenzaldehyde (126 mg) were weighed to a septum capped scintillation vial. The vial was well purged with dry nitrogen gas, then methanol (1 ml) was added. All solids dissolved after a few minutes, then 4 drops of a solution of formic acid in methanol (2 drops formic acid in 1-ml methanol) was added. The reaction was allowed to stand at room temperature for 16 h. The light yellow crystalline product that separated was collected by vacuum filtration. The crystals were washed with methanol on the filter and then dried several hours in vacuo to yield 160 mg.

Example 28

[0323] Representative Ligand Synthesis

[0324] 1-Amino-2-phenyl-5-methylpyrrole (174 mg) and 3,5-di-tert-butyl-2-hydroxybenzaldehyde (236 mg) were weighed to a scintillation vial then dissolved methanol (2 ml). Formic acid (1 drop) was added. The reaction was allowed to stand at room temperature for 16 h. The light yellow crystalline product that separated was collected by vacuum filtration. The crystals were washed with methanol on the filter and then dried several hours in vacuo to yield 254 mg.

Example 29

[0325] Polymerization of Ethylene $\text{Ni}(\text{COD})_2/\text{b2}/\text{B}(\text{C}_6\text{F}_5)_3$

[0326] In an inert atmosphere glove box, a flame dried Schlenk flask equipped with a magnetic stir bar and a rubber septum was charged with 10 mg (0.036 mmol) of bis(1,5-cyclooctadiene)nickel(0), 18.4 mg (0.036 mmol) of tris(pentafluorophenyl)borane, and 13.75 mg (0.036 mmol) of the ligand of formula b2. The flask was removed from the box and evacuated and refilled with ethylene. Toluene (50 ml) was added, resulting in an orange solution. The polymerization mixture was allowed to stir at room temperature for 15 hours. After 15 hours, methanol and acetone were added to quench the reaction and a white flocculent polyethylene precipitated from solution. The polymer was collected by suction filtration and dried in the vacuum oven overnight at $\sim 100^\circ \text{C}$. resulting in 3.8 grams of polyethylene. DSC $T_m=41^\circ \text{C}$.; GPC $M_n=12,400$, $M_w/M_n=1.96$; ^1H NMR 67 branches/1000 carbon atoms.

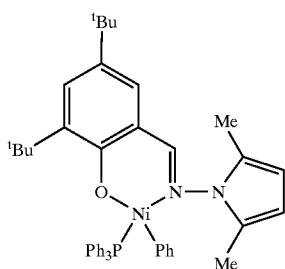
Example 30

[0327] Polymerization of Ethylene $\text{Ni}(\text{COD})_2/\text{b2}/\text{B}(\text{C}_6\text{F}_5)_3$

[0328] A Parr® stirred autoclave (600-ml) was heated to 100° C. under dynamic vacuum to completely dry the reactor. The reactor was cooled and charged with 150 ml of dry toluene. In an inert atmosphere glove box, a flame dried Schlenk flask equipped with a magnetic stir bar and a rubber septum was charged with 10 mg (0.036 mmol) of bis(1,5-cyclooctadiene)nickel(0), 18.4 mg (0.036 mmol) of tris(pentafluorophenyl)borane, and 13.75 mg (0.036 mmol) of the ligand of formula b2. The flask was removed from the box and evacuated and refilled with ethylene. Toluene (50 ml) was added resulting in a orange solution. After 15 minutes, the contents of the reaction flask were transferred via SS cannula to the autoclave. The reactor was sealed and pressurized up to 400-psig ethylene and left to stir at room temperature for 5 hours. After 5 hours, the reactor was vented and the contents poured into a beaker containing a methanol acetone/mixture. The polymer was collected by suction filtration and dried in the vacuum oven overnight at ~100° C. resulting in 9 grams of polyethylene. DSC $T_m=111^\circ\text{C}$.; GPC $M_n=39,000$, $M_w/M_n=2.23$; $^1\text{H NMR}$ 25 branches/1000 carbon atoms.

Example 31

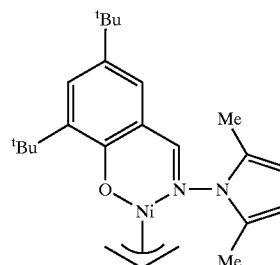
[0329] Ethylene Polymerization with d1



[0330] A Parr® stirred autoclave (600-ml) was heated to 100° C. under dynamic vacuum to completely dry the reactor. The reactor was cooled and charged with 200 ml of dry toluene and a 5-ml solution of tris(pentafluorophenyl)borane (20 mg) in toluene. The reactor was pressurized to 200-psig ethylene and vented. The catalyst solution (7.5 mg of d1 in 2 ml of toluene) was added to the reactor and the autoclave was sealed and pressurized to 200-psig ethylene. After 30 minutes, the reactor was vented and the contents poured into a beaker containing a methanol/acetone mixture. The polymer was collected by suction filtration and dried in the vacuum oven overnight at ~100° C. resulting in 0.1 grams of polyethylene. $^1\text{H NMR}$ branched polyethylene with a $M_n=3600$.

Example 32

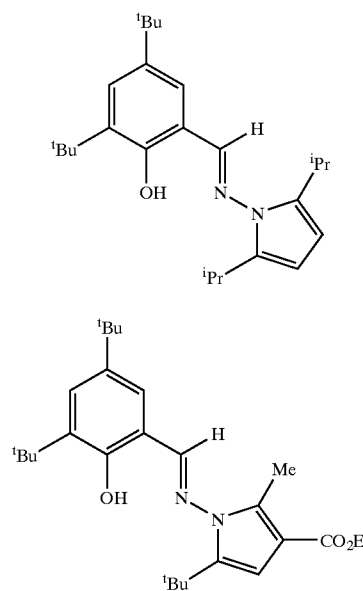
[0331] Ethylene Polymerization with d2



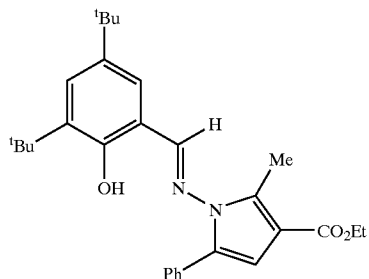
[0332] A Parr® stirred autoclave (600-ml) was heated to 100° C. under dynamic vacuum to completely dry the reactor. The reactor was cooled and charged with 200 ml of dry toluene and a 5 ml solution of tris(pentafluorophenyl)borane (6.5 mg, 0.027 mmol) in toluene. The reactor was pressurized to 200-psig ethylene and vented. The catalyst solution (5.25 mg of d2 in 3 ml of toluene) was added to the reactor and the autoclave was sealed and pressurized to 200-psig ethylene. After 60 minutes at 35° C., the reactor was vented and the contents poured into a beaker containing a methanol acetone/mixture. The polymer was collected by suction filtration and dried in the vacuum oven overnight at ~100° C. resulting in 0.13 grams of polyethylene. $^1\text{H NMR}$ is consistent with branched polyethylene.

Example 33 to Example 36

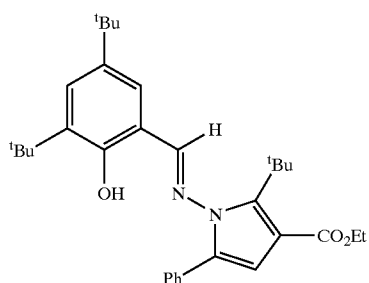
[0333] Polymerization of Ethylene with $\text{Ni}(\text{COD})_2/\text{ligand}/\text{B}(\text{C}_6\text{F}_5)_3$



-continued



b4



b5

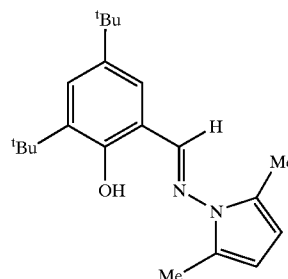
[0334] A Parr® stirred autoclave (600-ml) was heated to 100° C. under dynamic vacuum to completely dry the reactor. The reactor was cooled and charged with 150 ml of dry toluene. In an inert atmosphere glove box, a flame dried Schlenk flask equipped with a magnetic stir bar and a rubber septum was charged with between 0.018 mmol and 0.036 mmol of bis(1,5-cyclooctadiene)nickel(0), between 0.018 mmol and 0.036 mmol of tris(pentafluorophenyl)borane, and between 0.018 mmol and 0.036 mmol of the ligand in a 1:1:1 ratio. The flask was removed from the box and evacuated and refilled with ethylene. Toluene (50 ml) was added. After 10-15 minutes, the contents of the reaction flask were transferred via SS cannula to the autoclave. The reactor was sealed and pressurized up to 400-psig ethylene and left to stir at room temperature for 2-3 hours at 30° C. After the desired reaction time, the reactor was vented and the contents poured into a beaker containing a methanol acetone/mixture. The polymer was collected by suction filtration and dried in the vacuum oven overnight at ~100° C.

Exam- ple	Li- gand	mmol cat	Rxn time (minutes)	PE yield (g)	M _w (×10 ⁻³)	Branching/ 1000 C (¹ H NMR)	T _m (° C.)
33	b3	0.036	180	2.4	1,254	20	128
34	b4	0.036	120	8.2	4.5	64	76
35	b2	0.018	120	2.2	71	33	108
36	b5	0.036	120	0.22	610	10	128

Example 37

[0335] Polymerization of Norbornene with Ni(COD)₂/b1/
B(C₆F₅)₃.

b1



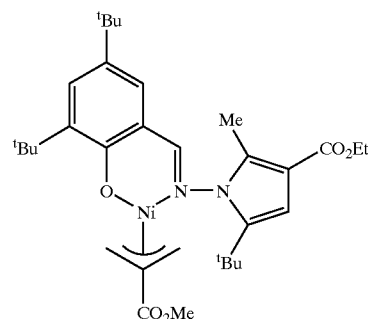
[0336] In an inert atmosphere glove box, a flame dried Schlenk flask equipped with a magnetic stir bar and a rubber septum was charged with 10 mg (0.036 mmol) of bis(1,5-cyclooctadiene)nickel(0), 18.4 mg (0.036 mmol) of tris(pentafluorophenyl)borane, and 12 mg (0.036 mmol) of the ligand of formula b1. The flask was removed from the box and evacuated and refilled with argon. Toluene (50 ml) was added, resulting in a orange solution. To the polymerization mixture was added a toluene solution containing 3 g of norbornene. After 1 hour, methanol and acetone were added to quench the reaction and a white flocculent polynorbornene precipitated from solution. The polymer was collected by suction filtration and dried in the vacuum oven overnight at ~100° C. resulting in 2.3 grams of polynorbornene.

Example 38

[0337] Synthesis of d3

lp;-1p

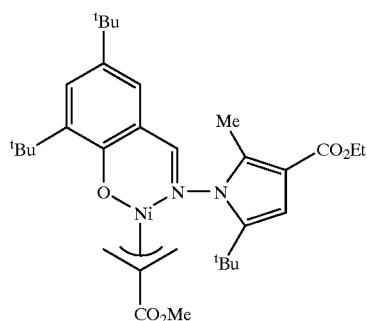
d3



[0338] A flame dried Schlenk flask equipped with a stir bar and a rubber septum was charged in the inert atmosphere glove box with 50 mg (0.10 mmol) [(H₂CC(CO₂Me)CH₂)Ni(μ-Br)] and 100 mg of the sodium salt of ligand b3. The flask was removed from the glove box attached to the Schlenk line and evacuated and refilled with argon. Diethyl ether (10-ml) was then added and the mixture was stirred for 2-3 hours. The reaction mixture was transferred via cannula through a pad of celite to remove the NaBr. The pad of celite and SS cannula was rinsed with an additional 10-ml of ether. The solvent was removed in vacuo giving 65 mg of the desired product d3. [(H₂CC(CO₂Me)CH₂)Ni(μ-Br)] was prepared by the procedure described in Angew. Chem., Int. Ed. Eng. 1966, 5, 151.

Example 39

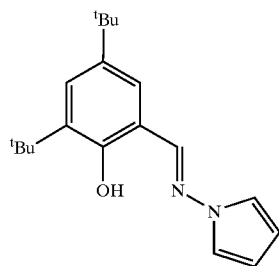
[0339] Ethylene Polymerization with d3



d3

[0340] A Parr® stirred autoclave (600-ml) was heated to 100° C. under dynamic vacuum to completely dry the reactor. The reactor was cooled and charged with 150 ml of dry toluene and a 5-ml catalyst solution (5 mg of d3 in 5 ml of toluene). The reactor was pressurized to 200 psig ethylene and tri(phenyl)borane (4 mg, 0.017 mmol) in toluene was added to the reactor via the high-pressure sample loop while the reactor was being pressurized to 400 psig. After 120 minutes at 30° C., the reactor was vented and the contents poured into a beaker containing a methanol acetone/mixture. The polymer was collected by suction filtration and dried in the vacuum oven overnight at ~100° C. resulting in 0.350 grams of polyethylene. ¹H NMR is consistent with branched polyethylene (7 branches/1000 carbon atoms and $M_n=97,000$).

Example 40 to Example 42

[0341] Polymerization of Ethylene $Zr(Me_2)_4/b6/Cocatalyst$ 

b6

[0342] In an inert atmosphere glove box, a flame dried Schlenk flask equipped with a magnetic stir bar and a rubber septum was charged with 5 mg (1.9×10^{-5} mol) of tetrakis(dimethylamino)zirconium and 11 mg (3.7×10^{-5} mol) of the ligand of formula b6. The flask was removed from the box and evacuated and refilled with ethylene. Toluene (50 ml) was added followed by the addition of the desired amount of cocatalyst(s) (see table for details). The polymerization mixture was allowed to stir at room temperature and 1 atmosphere ethylene for 30 minutes. After 30 minutes, methanol, 6 M HCl and acetone were added to quench the

reaction and a white flocculent polyethylene precipitated from solution. The polymer was collected by suction filtration and dried in the vacuum oven overnight at ~100° C.

Ex.	Cocatalysts	mmol $Zr(Me_2)_4$	Rxn time (min- utes)	PE yield (g)	M_w	T_m (° C.)
40	TMA (0.18 mmol)/ MAO (5.2 mmol)	0.019	30	0.13	2300	122
41	mMAO ^a (3.2 mmol)	0.019	30	0.25	1400	118
42	TMA (0.18 mmol)/ mMAO ^a (3.2 mmol)	0.019	30	0.24	1700	123

^amMAO-3A from Akzo Nobel.

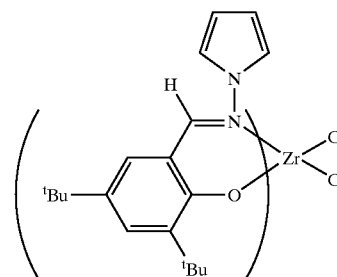
Example 43

[0343] Polymerization of Ethylene $Zr(Me_2)_4/b6/mMAO$

[0344] A Parr® stirred autoclave (600-ml) was heated to 100° C. under dynamic vacuum to completely dry the reactor. The reactor was cooled and charged with 150 ml of dry toluene and 3-ml of mMAO-3A (Akzo Nobel). In an inert atmosphere glove box, 5 mg (0.019 mmol) of $Zr(Me_2)_4$ and 11 mg (0.037 mmol) of the ligand of formula b6 were weighed into a septum-capped vial. To the vial was added 4-ml of toluene. The resulting solution (2-ml of it) was added to the autoclave at pressure using a sample loop. The reactor was pressurized up to 400 psig ethylene and left to stir at room temperature for 15 minutes. After 15 minutes, the reaction was quenched by addition of methanol via the sample loop and the reactor was vented and the contents poured into a beaker containing a methanol/acetone/6M HCl mixture. The polymer was collected by suction filtration and dried in the vacuum oven overnight at ~100° C. resulting in 8.9 grams of polyethylene. DSC $T_m=125^\circ C.$; GPC $M_w=36,000$.

Example 44

[0345] Synthesis of i1



i1

n = 2

[0346] A flame dried reaction flask equipped with a rubber septum and a stir bar was charged in the glove box with the ligand b6. Diethyl ether (10-ml) was added to the flask and the solution was cooled to -78° C. using a dry ice/acetone bath. To the solution was added 0.58-ml of n-BuLi resulting in a bright yellow solution. The mixture was stirred as the

flask was warmed to room temperature over the period of 1 hour. The solution containing the lithium salt of the ligand was transferred via a SS cannula to another Schlenk flask that contained a suspension of $ZrCl_4$. The mixture was stirred for 3 hours and the solvent was removed in vacuo. Methylene Chloride (5-ml) was added to solubilize the resulting Zr-complex and leave the LiCl undissolved. The mixture was transferred via SS cannula through a pad celite to a new Schlenk flask. The solvent was again removed in vacuo leaving a glassy yellow solid that was then recrystallized from hexane. The 1H NMR is consistent with the desired procatalyst i1.

Example 45 to Example 50

[0347] Polymerization of Ethylene Using Ligand i1 and mMAO-3A (Akzo Nobel)

[0348] A Parr® stirred autoclave (600-ml) was heated to 100° C. under dynamic vacuum to completely dry the reactor. The reactor was cooled and charged with 150 ml of dry toluene and mMAO-3A (Akzo Nobel). In an inert atmosphere glove box, a septum-capped vial was charged with ligand i1. To the vial was added 4-ml of toluene. The resulting solution (2-ml of it) was added to the autoclave at pressure using a sample loop (initial pressure 200 psig ramped up to 400 psig). The reactor was left to stir for 15 minutes at the appropriate temperature. After 15 minutes, the reaction was quenched by addition of methanol via the sample loop. The reactor was vented and the contents poured into a beaker containing a methanol/acetone/6M HCl mixture. The polymer was collected by suction filtration and dried in the vacuum oven overnight.

Ex.	Eq (mMAO)	mmol i1	T(° C.)	PE yield (g)	kg PE per mmol i1	M _w	T _m (° C.)
45	9400	0.00033	70	5.2	15	98,000	132
46	3100	0.00033	70	4	12	195,000	132
47	1000	0.00033	70	4	12	190,000	135
48	667	0.00033	70	4.2	13	65,000	136
49	300	0.00033	70	4.9	15	—	135
50	1000	0.00017	50	6.5	38	934,000	131

Example 51

[0349] Preparation of h17. Reaction of 2,6-diacetylpyridine and 1-amino-2,5-diisopropylpyrrole to Afford the Corresponding bis(hydrazone).

[0350] A 65 mL round bottom flask equipped with a magnetic stir bar was sequentially charged with 2,6-diacetylpyridine (50 mg), 1-amino-2,5-diisopropylpyrrole (115 mg) and ethanol (1 mL). Upon addition of formic acid (1 drop), the product began to crystallize, however, TLC analysis indicated both these crystals, and a second crop isolated from the filtrate, to contain a second compound, presumed to be the mono(hydrazone). The crystals and filtrate were therefore recombined and heated at reflux under nitrogen for 2 h, then let stand at 23 C for 6 days, after which time no mono(hydrazone) was detected by TLC analysis. The volatiles were removed in vacuo, and the residue was passed through silica using 4 vol % ethyl acetate in hexane as eluent to afford the bis(hydrazone) as a yellow powder (67 mg). Field desorption mass spectrometry: 459 m/z.

Example 52

[0351] Preparation of h16. Reaction of 2,6-diacetylpyridine and 1-amino-2,5-dimethylpyrrole to Afford the Corresponding bis(hydrazone).

[0352] A 250 mL round bottom flask was sequentially charged with 2,6-diacetylpyridine (427 mg), 1-amino-2,5-dimethylpyrrole (668 mg), ethanol (10 mL), and formic acid (2 drops), then concentrated to a volume of ca. 3 mL under a stream of dry nitrogen and stand at 23 C for 16 h. The yellow crystals that separated were collected by vacuum filtration, washed with cold ethanol (3×5 mL), and dried in vacuo to yield 740 mg (81%). Field desorption mass spectrometry: 347 m/z.

Example 53

[0353] Preparation of g18. Reaction of 2,6-diacetylpyridine and 4-aminomorpholine to Afford the Corresponding bis(hydrazone).

[0354] A 2 dram vial was sequentially charged with 2,6-diacetylpyridine (0.810 g), 4-aminomorpholine (1.22 g), ethanol (1 mL), and formic acid (1 drop) and agitated to afford a crusty yellow mass. The mixture was triturated with an additional 5 mL ethanol and then allowed to stand at 23 C for 16 h. The yellow crystals that separated were collected by vacuum filtration, washed with ethanol and dried on the filter for several hours to give 1.6 g product.

Example 54

[0355] Preparation of g19. Reaction of 2,6-diacetylpyridine and 1-amino-4-methylpiperazine to Afford the Corresponding bis(hydrazone)

[0356] A 2 dram vial was sequentially charged with 2,6-diacetylpyridine (0.830 g), 1-amino-4-methylpiperazine (1.28 g), ethanol (4 mL), and formic acid (1 drop). After 1 h, the mixture was briefly concentrated under a flow of nitrogen gas until the product began to crystallize, then let stand at 23 C for 16 h. The yellow crystals that separated were collected by vacuum filtration, washed with ethanol, and dried in vacuo for several hours to obtain 1.2 g of the bis(hydrazone).

Example 55

[0357] Preparation of g17. Reaction of 2,6-diacetylpyridine and 1-amino-2,6-dimethylpiperidine to Afford the Corresponding bis(hydrazone)

[0358] A 2 dram vial was sequentially charged with 2,6-diacetylpyridine (0.248 g), 1-amino-2,6-dimethylpiperidine (0.525 g), ethanol (4 drops), and formic acid (1 drop) to afford a viscous mixture. After 2 h, 0.6 g ethanol was added to obtain a homogeneous mixture, which was allowed to stand at 23 C for 16 h. The yellow crystals that separated were collected by vacuum filtration, washed with ethanol (2×2 mL) and dried to obtain 0.366 g of the bis(hydrazone).

Example 56

[0359] Preparation of the Iron Dichloride Complex of g17

[0360] Under an inert nitrogen atmosphere, a solution of g17 (95.4 mg; 0.249 mmol) in 4 mL THF (tetrahydrofuran) was added dropwise to a suspension of $FeCl_2$ in 2 mL THF. Upon addition the yellow drops immediately turned dark green. The mixture was agitated at room temperature for 24 h. Hexanes (12 mL) was then added. The precipitate was allowed to settle and the supernatant removed. The residue was washed with hexane (2×20 mL) and dried in vacuo to give 87.6 mg of a dark green solid.

Example 57

[0361] Ethylene Polymerization Using the Iron Dichloride Complex of g17

[0362] Under nitrogen, a 1000-mL Parry reactor was charged with 300 mL toluene and heated to 35° C. MMAO in toluene (Akzo Nobel, 7.12 wt % Al; 2 mL) was added, followed by the title complex (3.0 mL; 1.18 mM in toluene/CH₂Cl₂ 1:1). The vessel was pressurized to 200 psig and agitated for 54 min. The reaction was then quenched at elevated pressure with methanol. The reaction mixture was agitated in the presence of 6M HCl and then filtered. The collected solid was dried in vacuo to give 21.8 mg polymer. ($T_m=124^\circ\text{C}$., $M_n=330,000$, $M_w=675,000$, 11 branches/1000 C by ¹H NMR).

Example 58

[0363] Preparation of the Iron Dichloride Complex of h16

[0364] Under an inert nitrogen atmosphere, a solution of h16 (93.8 mg; 0.270 mmol) in 8 mL THF was added dropwise to a suspension of FeCl₂ (33.2 mg; 0.262 mmol) in 2 mL THF. Addition of the ligand caused an immediate color change to dark green. The suspension was stirred at room temperature for 5 days. Hexane (15 mL) was then added and the solid allowed to settle. The supernatant was then removed and the solid residue washed twice with 15 mL hexane. The green solid was dried in vacuo to yield 122 mg.

Example 59

[0365] Polymerization of Ethylene with the Iron Dichloride Complex of h16

[0366] A 300-mL pear-shaped flask was charged with the title complex (5.0 mg; 10.5 μmol) under nitrogen. The flask was placed in a room-temperature water bath and the atmosphere replaced with ethylene. MMAO in toluene (Akzo Nobel, 7.12 wt % Al; 2 mL) was added under vigorous stirring. No significant color change was observed. The reaction was quenched after 3.5 min by addition of methanol and 6M HCl. The slurry was filtered and the cake dried in a vacuum oven to give 1.37 g (M_n (NMR)=1154, $T_m=93^\circ\text{C}$., 11 branches/1000 C by ¹H NMR). The filtrate was recovered and extraction with toluene. The combined organic fractions were dried and the volatiles removed under reduced pressure to give 1.73 g. Combined yield of both fractions: 3.10 g (180,000 TO h⁻¹).

Example 60

[0367] Polymerization of Ethylene with the Iron Dichloride Complex of h16 at Elevated Pressure (200 psig)

[0368] Under nitrogen, a 1000-mL Parr® reactor was charged with 300 mL toluene and heated to 45° C. A solution of the title complex (2.0 mL; 0.749 mM in toluene) was added, followed by MMAO in toluene (Akzo Nobel, 7.12 wt % Al; 2 mL). The vessel was pressurized to 200 psig and agitated for 15 min. The reaction was then quenched at elevated pressure with methanol. The reaction mixture was agitated in the presence of 6M HCl and then filtered. The collected solid was dried in a vacuum oven to give 28.62 g of polymer. The filtrate was recovered and extracted with toluene. The combined organic fractions were dried over sodium sulfate and the volatiles removed in vacuo, yielding 14.90 g additional material. The combined yield of the reaction was 43.52 g (4.14×10⁶ TO h⁻¹).

Example 61

[0369] Preparation of the Supported Iron Dichloride Complex of h16

[0370] A 50-mL pear-shaped flask, previously heated to 200° C. for several hours and allowed to cool to room temperature under vacuum, was charged with 1.70 g MAO-treated silica (purchased from Witco TA 02794 μL/04) and the iron dichloride complex of h16 (8.0 mg; 17 μmol) under a nitrogen inert atmosphere. The flask was equipped with a magnetic stirring bar and a septum cap. The solid was cooled to 0° C. and dichloromethane (15 mL) was added under vigorous stirring. After 1 hour, the volatiles were removed in vacuo. The resulting solid was stored at -30° C. Yield: 1.57 g. Loading of Fe complex/g support: 15.2 μmol/g (based on Fe-content analysis).

Example 62

[0371] Polymerization of Ethylene with the Supported Iron Dichloride Complex of h16

[0372] A 300-mL pear-shaped flask, previously heated to 200° C. for several hours and allowed to cool to room temperature under vacuum, was charged with 227 mg of the title catalyst under nitrogen. Toluene (100 mL) was then added and the atmosphere immediately replaced with ethylene. The suspension was agitated for 90 min, at room temperature, under 1 atm ethylene. The reaction was then quenched with methanol and 6M HCl. The mixture was filtered, the solid collected and dried in a vacuum oven (133 mg; GPC $M_n=810$, $M_w/M_n=6.4$; NMR $M_n=1379$ (77% terminal olefin); $T_m=119^\circ\text{C}$.). The filtrate was also recovered and extracted with toluene. The organic layers were combined and the volatiles removed under reduced pressure. The residue was dried in a vacuum oven (0.07 g; GPC $M_n=380$, $M_w/M_n=20$; NMR $M_n=531$ (98% terminal olefin); $T_m=63^\circ\text{C}$.).

Example 63

[0373] Preparation of the Cobalt Dichloride Complex of h16

[0374] Under an inert nitrogen atmosphere, h16 (107.7 mg; 0.310 mmol) in 10 mL THF was added dropwise to a suspension of CoCl₂ (39.1 mg; 0.301 mmol) in 2 mL THF. No color change was observed. The suspension was agitated for 5 days. Hexane (15 mL) was added and the solid allowed to settle. The supernatant was removed and the solid subsequently washed with 2×15 mL hexane. The solid residue was dried in vacuo and a mustard yellow solid was collected.

Example 64

[0375] Polymerization of Ethylene with the Cobalt Dichloride Complex of h16

[0376] Under nitrogen, a 300-mL pear-shaped flask was charged with the title complex (8.9 mg; 19 μmol) and 100 mL toluene. The flask was placed in a room-temperature water bath and the atmosphere replaced with ethylene. MMAO in toluene (Akzo Nobel, 7.12 wt % Al; 2 mL) was added under vigorous stirring, leading to an immediate color change to purple. The reaction was quenched after 3.5 min by addition of methanol and 6M HCl. The slurry was filtered and the cake dried in a vacuum oven to give 823 mg (M_n (NMR)=948, $T_m=97^\circ\text{C}$.). The filtrate was recovered and extraction with toluene. The combined organic fractions were dried and the volatiles removed under reduced pressure to give 0.91 g. Combined yield of both fractions: 1.73 g (56,900 TO h⁻¹).

Example 65

[0377] Preparation of the Iron Dichloride Complex of g18

[0378] Under an inert nitrogen atmosphere, g18 (96.6 mg; 0.291 mmol) in 5 mL THF was added to a suspension of FeCl_2 (35.2 mg; 0.278 mmol) in 2 mL THF. The suspension was agitated for 4 days. Hexane (15 mL) was added and the solid allowed to settle. The supernatant was removed and the solid subsequently washed with 2×20 mL hexane. The solid residue was dried in vacuo and a dark green solid was collected (101 mg).

Example 66

[0379] Polymerization of Ethylene with the Iron Dichloride Complex of g18

[0380] A 300-mL pear-shaped flask was charged with the title complex (2.7 mg; 5.9 μmol) under nitrogen. The atmosphere was replaced with ethylene. MMAO in toluene (Akzo Nobel, 7.12 wt % Al; 2 mL) was subsequently added under vigorous stirring. No ethylene uptake was apparent. The reaction was quenched after 20 min by addition of methanol and 6M HCl.

Example 67

[0381] Preparation of the Cobalt Dichloride Complex of g18

[0382] Under an inert nitrogen atmosphere, g18 (91.8 mg; 0.277 mmol) in 5 mL THF was added to a suspension of CoCl_2 (34.9 mg; 0.277 mmol) in 2 mL THF. The suspension was agitated for 4 days. Hexane (15 mL) was added and the solid allowed to settle. The supernatant was removed and the solid subsequently washed with 2×20 mL hexane. The solid residue was dried in vacuo and an orange solid was collected (119 mg).

Example 68

[0383] Polymerization of Ethylene with the Cobalt Dichloride Complex of g18

[0384] A 300-mL pear-shaped flask was charged with the title complex (4.5 mg; 9.8 μmol) under nitrogen. The atmosphere was replaced with ethylene. MMAO in toluene (Akzo Nobel, 7.12 wt % Al; 2 mL) was subsequently added under vigorous stirring. The solution immediately turned purple. The reaction was quenched after 60 min by addition of methanol and 6M HCl. An organic extraction with toluene was performed on the reaction mixture. The organic fractions were combined and the volatiles removed in vacuo. The residue was heated and dried in vacuo to give 0.09 g polymer (327 TO h^{-1}).

Example 69

[0385] Preparation of the Iron Dichloride Complex of g19

[0386] Under an inert nitrogen atmosphere, g19 (83.8 mg; 0.234 mmol) in 5 mL THF was added to a suspension of FeCl_2 (28.2 mg; 0.222 mmol) in 2 mL THF. An immediate color change to green was observed. The suspension was agitated for 24 hours. Hexane (15 mL) was added and the solid allowed to settle. The supernatant was removed and the solid subsequently washed with 2×20 mL hexane. The solid residue was dried in vacuo and a dark green solid was collected (96.5 mg).

Example 70

[0387] Polymerization of Ethylene with the Iron Dichloride Complex of g19

[0388] A 300-mL pear-shaped flask was charged with the title complex (5.9 mg; 12 μmol) under nitrogen. The atmosphere was replaced with ethylene. MMAO in toluene (Akzo Nobel, 7.12 wt % Al; 2 mL) was subsequently added under vigorous stirring. No ethylene uptake was apparent. The reaction was quenched by addition of methanol and 6M HCl.

Example 71

[0389] Preparation of the Cobalt Dichloride Complex of g19

[0390] Under an inert nitrogen atmosphere, g19 (42.3 mg; 0.118 mmol) in 5 mL THF was added to a suspension of CoCl_2 (14.9 mg; 0.115 mmol) in 2 mL THF. The suspension was agitated for 24 hours. Hexane (15 mL) was added and the solid allowed to settle. The supernatant was removed and the solid subsequently washed with 2×20 mL hexane. The solid residue was dried in vacuo and an orange-brown solid was collected (48.6 mg).

Example 72

[0391] Polymerization of Ethylene with the Cobalt Dichloride Complex of g19

[0392] A 300-mL pear-shaped flask was charged with the title complex (7.2 mg; 15 μmol) under nitrogen. The atmosphere was replaced with ethylene. MMAO in toluene (Akzo Nobel, 7.12 wt % Al; 2 mL) was subsequently added under vigorous stirring. The solution immediately turned purple. The reaction was quenched after 20 min by addition of methanol and 6M HCl. An organic extraction with toluene was performed on the reaction mixture. The organic fractions were combined and the volatiles removed in vacuo. The residue was heated and dried in vacuo to give 0.06 g polymer (433 TO h^{-1}).

Example 73

[0393] Preparation of the Iron Dichloride Complex of h17

[0394] Under an inert nitrogen atmosphere, a solution of h17 (26.6 mg; 57.9 μmol) in 5 mL THF was added dropwise to a suspension of FeCl_2 (7.2 mg; 57 μmol) in 2 mL THF. The solution gradually turned green 12 hours. Addition of hexane (15 mL) presumably led to decomposition of the complex, as evidenced by the resulting white solid suspended in a yellow solution. THF (10 mL) was then added to the mixture that was subsequently pumped to dryness under a reduced atmosphere. The solid was then suspended in THF (10 mL) and the suspension allowed to stir at room temperature for 18 hours. The volatiles were then removed in vacuo to give a green solid.

Example 74

[0395] Polymerization of Ethylene with the Iron Dichloride Complex of h17

[0396] Under nitrogen, a 1000-mL Parr® reactor was charged with 300 mL toluene and 0.45 mL of MMAO (Akzo Nobel, 7.12 wt % Al) and heated to 50° C. A solution of the title complex (2.0 mL; 0.17 mM in toluene:dichloromethane 1:1) was introduced via an injection loop as the vessel was

being pressurized. The solution was vigorously agitated for 30 min. The reaction was then quenched at elevated pressure with methanol. The solution was then transferred to a beaker and stirred with 6M HCl. The solution was extracted with toluene. The organic layers were combined and the volatiles removed on a rotary evaporator to give, after drying in an oven, 0.83 g of product (174,000 TO/h).

Example 75

[0397] Preparation of the Cobalt Dichloride Complex of h17

[0398] Under an inert nitrogen atmosphere, a solution of h17 (19.3 mg; 42.0 μ mol) in 7 mL THF was added to a suspension of CoCl_2 (5.3 mg; 41 μ mol) in 2 mL THF. The solution gradually turned amber and within 45 min, had evolved to an olive-green color. The mixture was stirred at room temperature for about 18 h after which, the volatiles were removed in vacuo.

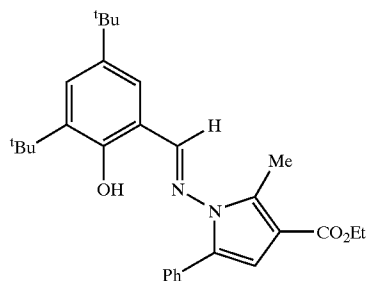
Example 76

[0399] Polymerization of Ethylene with the Cobalt Dichloride Complex of h17

[0400] Under nitrogen, a 300-mL pear-shaped flask was charged with the title complex (3.5 mg; 5.9 μ mol) and 100 mL toluene. The atmosphere was then replaced with ethylene. The flask was placed in a room temperature water bath and MMAO in toluene (Akzo Nobel, 7.12 wt % Al; 2 mL) was added under vigorous stirring, leading to an immediate color change to purple. The reaction medium rapidly turned cloudy. The reaction was quenched after 4 min by addition of methanol and 6M HCl. The slurry was filtered and the cake dried in a vacuum oven to give 628 mg polymer. The filtrate was recovered and extracted with toluene. The combined organic fractions were dried and the volatiles removed under reduced pressure to give 335 mg. Combined yield of both fractions: 963 mg (87,300 TO h^{-1}).

Example 77

[0401] Synthesis of b4

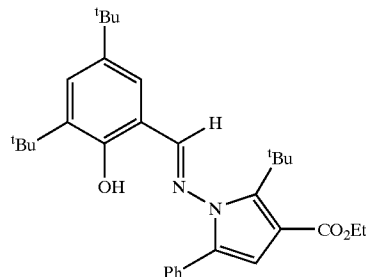


[0402] A solution of 1-Amino-2-methyl-5-phenyl-1H-pyrrole-3-carboxylic acid ethyl ester (208 mg, 0.89 mmol) in toluene (17.6 mL) was treated with pyridinium p-toluenesulfonate (2.4 mg) and 3,5-di-tert-butyl-2-hydroxy-benzaldehyde (238 mg, 0.975 mmol) at room temperature. The resulting solution was immersed in a 130° C. oil bath, and stirred vigorously under Ar for 1.5 h. The solution was cooled to room temperature, and concentrated in vacuo. The residue was purified by flash chromatography (SiO_2 , 30%-60% $\text{CH}_2\text{Cl}_2/\text{Hex}$) to afford b4 (190 mg, 46%).

Example 78

[0403] Synthesis of b5

b5



[0404] A solution of 1-Amino-5-tert-butyl-2-phenyl-1H-pyrrole-3-carboxylic acid ethyl ester (240 mg, 0.79 mmol) in toluene (14.2 mL) was treated with pyridinium p-toluenesulfonate (1.7 mg) and 3,5-di-tert-butyl-2-hydroxy-benzaldehyde (160 mg, 0.69 mmol) at room temperature. The resulting solution was immersed in a 130° C. oil bath, and stirred vigorously under Ar for 6 h. The reaction was cooled to room temperature and allowed to stand under Ar overnight. A second portion of 3,5-di-tert-butyl-2-hydroxy-benzaldehyde (65 mg, 0.28 mmol) was added and the reaction heated at reflux for 3 h, cooled to room temperature and concentrated in vacuo. The residue was purified by flash chromatography (SiO_2 , 2%-15% EtOAc/Hex, where EtOAc and Hex refer to ethyle acetate and hexane, respectively) to afford b5 (230 mg, 58%).

Example 79

[0405] Synthesis of b3

[0406] A solution of 1-Amino-5-tert-butyl-2-methyl-1H-pyrrole-3-carboxylic acid ethyl ester (258 mg, 1.15 mmol) in toluene (20.8 mL) was treated with pyridinium p-toluenesulfonate (2.5 mg) and 3,5-di-tert-butyl-2-hydroxy-benzaldehyde (234 mg, 1.0 mmol) at room temperature. The flask was fitted with a Dean Stark trap, and immersed in a 150° C. oil bath for 6 h, after which the temperature was raised to 170° C. for one hour. The reaction was cooled to room temperature and allowed to stand under Ar overnight, then treated with a second portion of 3,5-di-tert-butyl-2-hydroxy-benzaldehyde (70 mg, 0.30 mmol) and heated to 150° C. in an oil bath for 2.5 h. The solution was cooled to room temperature, and concentrated in vacuo. The residue was purified by flash chromatography (SiO_2 , 2%-15% EtOAc/Hex) to afford b3 (325.5 mg, 74%).

Example 80

[0407] Preparation of the Iron Dichloride Complex of h19

[0408] A solution of h19 (129.7 mg; 0.275 mmol) in 6 mL THF was added to a suspension of FeCl_2 (33.4 mg; 0.264 mmol) at room temperature. The color of the supernatant immediately turned emerald-green. The suspension was agitated for 5 days. The volatiles were removed in vacuo to give a dark green solid.

Example 81

[0409] Preparation of the Cobalt Dichloride Complex of h19

[0410] A solution of h19 (96.2 mg; 0.204 mmol) in 6 mL THF was added to a suspension of CoCl_2 (25.5 mg; 0.196

mmol) at room temperature. The color of the supernatant turned amber/orange within 30 min. The suspension was agitated for 6 days. The solid was then allowed to settle and the supernatant removed. The residual solid was dried in vacuo to give a brownish solid.

Example 82

[0411] Preparation of the Iron Dichloride Complex of h20

[0412] A solution of h20 (86.2 mg; 0.270 mmol) in 8 mL THF was added to a suspension of FeCl_2 (33.0 mg; 0.260 mmol) at room temperature. The suspension was agitated for 8 days. The volatiles were removed in vacuo to give a brownish solid.

Example 83

[0413] Preparation of the Cobalt Dichloride Complex of h20

[0414] A solution of h20 (40.6 mg; 0.127 mmol) in 6 mL THF was added to a suspension of CoCl_2 (15.8 mg; 0.122 mmol) at room temperature. The suspension was agitated for 8 days. The volatiles were removed in vacuo and the residual solid dried in vacuo.

Example 84

[0415] Preparation of the Iron Dichloride Complex of h21

[0416] A solution of h21 (77.4 mg; 0.130 mmol) in 8 mL THF was added to a suspension of FeCl_2 (15.8 mg; 0.125 mmol) at room temperature. The suspension was agitated for 8 days. The volatiles were removed in vacuo to give a brownish solid.

Example 85

[0417] Preparation of the Iron Dichloride Complex of h21

[0418] A solution of h21 (4.8 mg; 20 μmol) in 5 mL CH_2Cl_2 was added to a suspension of $\text{FeCl}_2 \cdot x \text{THF}$ (12.2 mg; 20.4 mmol) at room temperature. The suspension was agitated for 8 days. Dichloromethane was added to get a total volume of 10 mL (2.04 mM). This solution was as is as stock solution for polymerization.

Example 86

[0419] Preparation of an Iron Complex of h21

[0420] A solution of h21 (8.7 mg; 15 μmol) in 5 mL CH_2Cl_2 was added to a suspension of bis(acetylacetonato)iron (3.7 mg; 15 mmol) at room temperature. The suspension was agitated for 8 days. Dichloromethane was added to get a total volume of 20 mL (0.75 mM). This solution was as is as stock solution for polymerization.

Example 87

[0421] Preparation of the Cobalt Dichloride Complex of h21

[0422] A solution of h21 (89.4 mg; 0.150 mmol) in 6 mL THF was added to a suspension of CoCl_2 (18.7 mg; 0.144 mmol) at room temperature. The suspension was agitated for 8 days. The volatiles were removed in vacuo and the residual solid dried in vacuo.

Example 88

[0423] Preparation of a Cobalt Complex of h21

[0424] A solution of h21 (4.1 mg; 6.9 μmol) in 5 mL CH_2Cl_2 was added to bis(1,1,1,5,5,5-hexafluoroacetylacetonato)cobalt.2.5 H_2O (3.6 mg; 6.9 μmol) in 3 mL CH_2Cl_2 at room temperature. The purple solution readily turned orange. Dichloromethane was added to get a total volume of 20 mL (0.35 mM). This solution was as is as stock solution for polymerization.

Example 89

[0425] Preparation of a Cobalt Complex of h22

[0426] A solution of h22 (8.1 mg; 16 μmol) in 5 mL n-butanol was added to bis(acetylacetonato)cobalt (4.1 mg; 16 μmol) in 3 mL n-butanol at room temperature. The suspension gradually turned homogeneous. The volatiles were removed in vacuo.

Example 90

[0427] Preparation of an Iron Complex of h23

[0428] A solution of h23 (21.4 mg; 33.3 μmol) in 2 mL THF was added to FeCl_2 (4.2 mg; 33 μmol) in 4 mL THF at room temperature. After 1 day, n-butanol (10 mL) was added and the resulting mixture heated with a constant flow of nitrogen to strip off any volatiles. The residue was redispersed in n-butanol and a suspension TlPF₆ (11.6 mg; 33.3 μmol) in 5 mL n-butanol was added. The suspension was stirred for 1 day and the volatiles then removed under reduced pressure.

Example 91

[0429] Preparation of an Iron Complex of h23

[0430] A solution of h23 (111.7 mg; 20.2 μmol) in 5 mL CH_2Cl_2 was added to bis(acetylacetonato)iron (4.9 mg; 19 μmol) in 3 mL CH_2Cl_2 at room temperature. The purple solution readily turned orange. Dichloromethane was added to get a total volume of 15 mL (1.29 mM). This solution was as is as stock solution for polymerization.

Example 92

[0431] Preparation of an Cobalt Complex of h23

[0432] A solution of h23 (9.6 mg; 17 μmol) in 3 mL CH_2Cl_2 was added to bis(1,1,1,5,5,5-hexafluoroacetylacetonato)cobalt (8.5 mg; 16 μmol) in 2 mL CH_2Cl_2 at room temperature. The purple solution readily turned orange. Dichloromethane was added to get a total volume of 10 mL (1.7 mM). This solution was as is as stock solution for polymerization.

Example 93

[0433] Preparation of the Iron Dichloride Complex of h24

[0434] A solution of h24 (10.0 mg; 20.9 μmol) in 4 mL CH_2Cl_2 was added to $\text{FeCl}_2 \cdot x \text{THF}$ (4.9 mg; 21 μmol) in 2 mL CH_2Cl_2 at room temperature. The suspension slowly turned orange. Dichloromethane was added to get a total volume of 20 mL (1.0 mM). This solution was as is as stock solution for polymerization.

Example 94

[0435] Preparation of an Iron Complex of h24

[0436] A solution of h24 (44.8 mg; 93.0 μmol) in 10 mL CH_2Cl_2 was added to bis(acetylacetonato)iron (23.3 mg; 91.7 μmol) in 10 mL CH_2Cl_2 at room temperature. The purple solution readily turned orange and was as is as stock solution for polymerization (4.59 mM).

Example 95

[0437] Preparation of an Iron Complex of h24

[0438] A solution of h24 (4.0 mg; 8.3 μmol) in 5 mL CH_2Cl_2 was added to bis(1,1,1,5,5,5-hexafluoroacetylacetonato)iron (3.4 mg; 7.2 μmol) (prepared as described in J. Chem. Soc. (A) 1970, 3153 by F. G. A. Stone et al.) in 3 mL CH_2Cl_2 at room temperature. The purple solution readily turned orange. Dichloromethane was added to get a total volume of 10 mL (0.72 mM). This solution was as is as stock solution for polymerization.

Example 96

[0439] Preparation of a Cobalt Complex of h24

[0440] A solution of h24 (4.0 mg; 8.3 μmol) in 5 mL CH_2Cl_2 was added to bis(1,1,1,5,5,5-hexafluoroacetylacetonato)cobalt.2.5 H_2O (4.4 mg; 8.5 μmol) in 4 mL CH_2Cl_2 at room temperature. Dichloromethane was added to get a total volume of 20 mL (0.42 mM). This solution was as is as stock solution for polymerization.

Example 97

[0441] Preparation of an Iron Complex of h25

[0442] A solution of h25 (4.3 mg; 18 μmol) in 5 mL CH_2Cl_2 was added to a suspension of $\text{FeCl}_2 \cdot x \text{THF}$ (11.1 mg; 20.3 μmol) at room temperature. The suspension was agitated for 8 days. Dichloromethane was added to get a total volume of 10 mL (1.83 mM). This solution was as is as stock solution for polymerization.

Example 98

[0443] Preparation of a Cobalt Complex of h25

[0444] A solution of h25 (6.5 mg; 12 μmol) in 5 mL CH_2Cl_2 was added to bis(1,1,1,5,5,5-hexafluoroacetylacetonato)cobalt.2.5 H_2O (5.5 mg; 11 μmol) in 3 mL CH_2Cl_2 at room temperature. The purple solution readily turned orange. Dichloromethane was added to get a total volume of 15 mL (0.71 mM). This solution was as is as stock solution for polymerization.

Example 99

[0445] High-Pressure Polymerization of Ethylene Using a Catalyst Prepared as in Example 91

[0446] A 1000-mL Parr® reactor was charged with 300 mL toluene and 2.0 mL MAO (10 wt % in toluene). The resulting solution was heated to 44° C. and then pressurized to 200 psi with vigorous stirring. A solution of an iron complex prepared as in Example 91 (0.68 μmol total Fe) was added under pressure through an injection loop by slightly depressurizing the reactor. Upon injection, the internal temperature rose to 47° C. The reaction mixture was agitated under 200 psi ethylene for 5 min and then quenched with MeOH under elevated pressure. The reactor was vented and the mixture further treated with 6M HCl. A liquid-liquid extraction was performed on the slurry. The organic layers were combined and the volatiles removed on a rotary evaporator. The solid residue was further dried in a vacuum oven to give 4.26 g polyethylene. GPC: $M_n=29,500$; $M_w/M_n=2.4$.

Example 100 to Example 125

[0447] High Pressure Polymerization of Ethylene Using Pro-Catalysts Prepared as in Examples 80-98

[0448] The examples summarized in Table I were generated following the procedure of Example 99

TABLE 1

Example #	Catalyst Prepared as in Example #	Qty of metal used (μmol)	Pressure (psi); Temperature ($^{\circ}\text{C}$.)	Time (min)	Total yield (g)	Toluene-insoluble Fraction			
						GPC Mn	NMR Mn % terminal olefin	Tm	
100	56 ^f	3.5	200; 35	54	0.022	330K	—	124	—
101	58 ^e	0.016	200; 60	60	12.22	590	655; >99%	89	362; >99%
102	63 ^e	0.21	200; 62	60	44.85	660	585; >99%	89	355; 98%
103	67 ^f	9.8	15; RT	60	0.09	—	—	—	400 ^{GPC Mn}
104	71 ^f	15	15; RT	20	0.06	460	—	—	666
105	73 ^f	0.68	200; 50	15	14.78	600	1694; 99%	127	—
106	75 ^f	42	15; RT	4	0.96	2960	3374; 83%	132	869; >99%
107	80 ^f	3.8	15; RT	3	0.57	—	—	—	830; 97%

TABLE 1-continued

Example #	Catalyst Prepared as in Example #	Qty of metal used (μmol)	Pressure (psi); Temperature ($^{\circ}\text{C.}$)	Time (min)	Total yield (g)	Toluene-insoluble Fraction		Toluene soluble Fraction: NMR Mn; % terminal olefin
						GPC Mn	NMR Mn % terminal olefin	
108	81 ^f	3.5	15; RT	3	10.63	—	—	209; 93%
109	82 ^f	7.2	15; RT	10	3.26 [†]	—	—	175; 93%
110	83 ^f	7.6	15; RT	10	2.08 [‡]	—	—	183; 93%
111	84 ^f	7.9	15; RT	10	0.21	3220	1362;	—
112	85 ^e	1.4	200; 59	5	1.23	1270	2848;	131 —
113	86 ^e	1.5	200; 59	60	3.77	3890	3281;	132 360;
114	87 ^f	3.7	15; RT	10	0.01	—	472;	— —
115	88 ^e	0.70	200; 60	60	0.14	110	292;	— —
116	89 ^e	16	15; RT	15	0.23	74.3K	28.0K;	138 1968;
117	90 ^e	33	15; RT	15	0.59	23.4K	—	137 —
118	91 ^e	0.68	200; 47	5	4.26	61.8K	>75K	136 —
119	92 ^e	5.8	15; RT	15	0.097	15.4K	—	138 —
120	93 ^e	0.85	200; 57	5	2.65	6320	15.8K;	134 5105;
121	94 ^e	0.46	600; 58	60	2.99	800	2873;	132 414;
122	95 ^e	1.44	200; 58	58	1.21	4240	10.2K;	132 500;
123	96 ^e	0.21	200; 47	60	7.10	5160	4838;	133 1229;
124	97 ^e	3.6	200; 43	60	0.25	36.4K	>75K	139 —
125	98 ^e	2.1	15; RT	6	0.22	300	4624;	133 —
							10%	

^eMAO (10 wt % Al in toluene) was used as cocatalyst.

^fMMAO (modified methylalumoxane; 23% iso-butylaluminum in heptane; 6.4% Al) was used as cocatalyst.

[†]Total calculated yield from the isolated yield using GC analysis. Schultz-Flory constant = 0.52.

[‡]Total calculated yield from the isolated yield using GC analysis. Schultz-Flory constant = 0.61.

[§]Total calculated yield from the isolated yield using GC analysis. Schultz-Flory constant = 0.61.

Example 126

[0449] Preparation of the Supported Cobalt Dichloride Complex of h17

[0450] A 50-mL pear-shaped flask, previously heated to 200 $^{\circ}$ C. for several hours and allowed to cool to room temperature under vacuum, was charged with 2.05 g MAO-treated silica (purchased from Witco TA 02794/HL/04) and the iron dichloride complex of h17 (17.1 mg; 29.0 μmol) under a nitrogen inert atmosphere. The flask was equipped with a magnetic stirring bar and a septum cap. The solid was cooled to 0 $^{\circ}$ C. and dichloromethane (20 mL) was added under vigorous stirring. After 1 hour, the volatiles were removed in vacuo. The resulting solid was stored at -30 $^{\circ}$ C. Yield: 2.05 g.

Example 127

[0451] Polymerization of Ethylene with the Supported Cobalt Dichloride Complex of h17

[0452] A 300-mL pear-shaped flask, previously heated to 200 $^{\circ}$ C. for several hours and allowed to cool to room

temperature under vacuum, was charged with 184 mg of the title catalyst under nitrogen. Toluene (100 mL) was then added and the atmosphere immediately replaced with ethylene. The suspension was agitated for 4 hours, at room temperature, under 1 atm ethylene. The reaction was then quenched with methanol and 6M HCl. The mixture was filtered, the solid collected and dried in a vacuum oven (86 mg). NMR M_n =5510 (100% terminal olefin); T_m =127 $^{\circ}$ C.

Example 128

[0453] Polymerization of Ethylene Using the Iron Dichloride Complex of h16

[0454] A 1000-mL Parr $\text{\textcircled{R}}$ reactor was charged with 300 mL toluene and 2.0 mL MAO (10 wt % in toluene). The resulting solution was heated to 60 $^{\circ}$ C. and then pressurized to 200 psi with vigorous stirring. A solution of the iron dichloride complex of h16 (11 nmol Fe) was added under pressure through an injection loop. The reaction mixture was agitated under 200 psi ethylene for 60 min and then quenched with MeOH under elevated pressure. The reactor

was vented and the mixture further treated with 6M HCl. Solid material was isolated by filtration (3.44 g; $^1\text{H NMR}$: $M_n=5090$, 21 BP/1000 C, where BP/1000C refers to branch points per 1000 carbons, >99% terminal olefin; GPC: $M_n=580$, $M_w/M_n=1.5$; $T_m=89^\circ\text{C}$). Additional material was isolated by performing a liquid-liquid extraction on the filtrate using toluene. The organic layers were combined and the volatiles removed on a rotary evaporator. The solid residue was further dried in a vacuum oven to give 14.46 g polyethylene ($^1\text{H NMR}$: $M_n=4118$, 64 BP/1000C, 99% terminal olefin; GPC: $M_n=130$, $M_w/M_n=1.8$; $T_m=55^\circ\text{C}$), for a total combined yield of 13.50 g (1.4M TO, where TO refers to mol olefin monomer/mol metal). The combined fractions was further analyzed by NMR to give an Mn value of 477 (99% terminal olefin) with 4 BP/1000 C.

Example 129

[0455] Copolymerization of Ethylene and 1-Hexene Using the Iron Dichloride Complex of h16

[0456] A 1000-mL Parr® reactor was charged with 270 mL toluene, 30 mL 1-hexene and 2.0 mL MAO (10 wt % in toluene). The resulting solution was heated to 60°C . and then pressurized to 200 psi with vigorous stirring. A solution of the iron dichloride complex of h16 (6.0 nmol Fe) was added under pressure through an injection loop. The reaction mixture was agitated under 200 psi ethylene for 60 min and then quenched with MeOH under elevated pressure. The reactor was vented and the mixture further treated with 6M HCl. Solid material was isolated by filtration (7.62 g; $^1\text{H NMR}$: $M_n=1590$, 2 BP/1000 C, 98% terminal olefin; GPC: $M_n=540$, $M_w/M_n=1.8$; $T_m=91^\circ\text{C}$). Additional material was isolated by performing a liquid-liquid extraction on the filtrate using toluene. The organic layers were combined and the volatiles removed on a rotary evaporator. The solid residue was further dried in a vacuum oven to give 6.92 g polyethylene ($^1\text{H NMR}$: $M_n=364$, 20 BP/1000C, >99% terminal olefin; GPC: $M_n=210$, $M_w/M_n=1.2$; $T_m=55^\circ\text{C}$), for a total combined yield of 14.54 g (86M TO). ^{13}C NMR showed poor incorporation of 1-hexene.

Example 130

[0457] Preparation of the Iron Dichloride Complex of h21

[0458] A solution of h21 (3.7 mg; $6.2\ \mu\text{mol}$) in 5 mL dichloromethane was added to a suspension of $\text{FeCl}_2\cdot\text{THF}$ (1.4 mg; $6.0\ \mu\text{mol}$) in 1 mL CH_2Cl_2 . The solution gradually turned green and then back to yellow after 7 hours. Additional dichloromethane was added to reach an iron concentration of $0.31\ \mu\text{mol/mL}$. This solution was used as is for Example 131.

Example 131

[0459] Polymerization of Ethylene Using the Dichloride Complex Prepared in Example 130

[0460] A 1000-mL Parr® reactor was charged with 300 mL toluene and 2.0 mL MAO (10 wt % in toluene). The resulting solution was heated to 45°C . and then pressurized to 200 psi with vigorous stirring. A solution of the iron complex as prepared in Example 130 ($0.62\ \mu\text{mol Fe}$) was added under pressure through an injection loop. The reaction mixture was agitated under 200 psi ethylene for 60 min and then quenched with MeOH under elevated pressure. The reactor was vented and the mixture further treated with 6M

HCl. The product was isolated by performing a liquid-liquid extraction on the reaction mixture. The organic layers were combined and the volatiles removed on a rotary evaporator. The solid residue was further dried in a vacuum oven to give 0.22 g (12,600 TO) polyethylene ($^1\text{H NMR}$: $M_n=597$, <1 BP/1000 C, 74% terminal olefin; GPC: $M_n=300$, $M_w/M_n=6.7$; $T_m=119^\circ\text{C}$).

Example 132

[0461] Preparation of the Iron Dichloride Complex of Ligand h28

[0462] To a suspension of $\text{FeCl}_2\cdot x\ \text{THF}$ (2.2 mg; $9.4\ \mu\text{mol}$) in ca. 2 mL dichloromethane was added a solution of h28 (5.4 mg; $9.7\ \mu\text{mol}$) in 4 mL CH_2Cl_2 . The yellow solution turned green within 30 min. Additional CH_2Cl_2 was added to reach a concentration of $0.53\ \mu\text{mol/mL}$.

Example 133

[0463] Polymerization of Ethylene Using the Iron Dichloride Complex of h28 Prepared in Example 132

[0464] A 1000-mL Parr® reactor was charged with 300 mL toluene and 2.0 mL MAO (10 wt % in toluene). The resulting solution was heated to 45°C . and then pressurized to 200 psi with vigorous stirring. A solution of the iron complex as prepared in Example 132 ($1.1\ \mu\text{mol Fe}$) was added under pressure through an injection loop. The reaction mixture was agitated under 200 psi ethylene for 60 min and then quenched with MeOH under elevated pressure. The reactor was vented and the mixture further treated with 6M HCl. The product was isolated by performing a liquid-liquid extraction on the reaction mixture with toluene. The organic layers were combined and the volatiles removed on a rotary evaporator. The solid residue was further dried in a vacuum oven to give 3.56 g (120K TO) polyethylene ($^1\text{H NMR}$: $M_n=2082$, <1 BP/1000 C, 78% terminal olefin; GPC: $M_n=1800$, $M_w/M_n=1.6$; $T_m=128^\circ\text{C}$).

Example 134

[0465] Preparation of the Iron Trichloride Complex of h17

[0466] Under an inert nitrogen atmosphere, a solution of h17 (5.6 mg; $0.016\ \text{mmol}$) in 2 mL dichloromethane was added to a suspension of $\text{FeCl}_3\cdot 6\text{H}_2\text{O}$ (4.5 mg; $0.017\ \text{mmol}$) in dichloromethane, leading to an immediate color change from yellow to dark brown. The solution was stirred at room temperature for about 18 hours before use as polymerization catalyst.

Example 135

[0467] Ethylene Polymerization Using the Iron Trichloride Complex of h17 Generated as in Example 134

[0468] Under nitrogen, a 300-mL pear-shaped flask was charged with 100 mL toluene. MAO (Aldrich, 10 wt % in toluene; 1.0 mL) was added to the solvent. The flask was evacuated and backfilled with ethylene. The iron complex ($0.014\ \text{mmol}$) was added with vigorous stirring. The solution was agitated for 15 min and the reaction was then quenched by addition of methanol and 6M HCl. The product was extracted with toluene. The volatiles were then removed to give 0.03 g (76 TO) solid material. $^1\text{H NMR}$: $M_n=653$; 63 BP/1000C; >99% terminal olefin.

Example 136

[0469] Preparation of the Iron Bis(Tetrafluoroborate) Complex of h17

[0470] To a suspension of iron(II)bis(tetrafluoroborate)hexahydrate (4.9 mg; 15 μ mol) in dichloromethane was added a solution of h17 (5.0 mg; 14 μ mol) in a few milliliters of dichloromethane. The solution turned from light yellow to dark orange with time within 18 hours. The solution was used as is in further polymerization study.

Example 137

[0471] Ethylene Polymerization Using the Iron bis(tetrafluoroborate) Complex of h17 as Prepared in Example 136

[0472] Under nitrogen, a 300-mL pear-shaped flask was charged with 100 mL toluene. MAO (Aldrich, 10 wt % in toluene; 1.0 mL) was added to the solvent. The flask was evacuated and backfilled with ethylene. The iron complex (0.014 mmol) was added with vigorous stirring. The solution was agitated for 7 min and the reaction was then quenched by addition of methanol and 6M HCl. The product was isolated by performing a liquid extraction with toluene. The organic layers were combined and the volatiles removed in vacuo to give 2.17 g (119,000 TO; ^1H NMR: $M_n=993$, 4 BP/1000 C, >99% terminal olefin; GPC: $M_n=630$, $M_w/M_n=7.7$; $T_m=124^\circ\text{C}$).

Example 138

[0473] Preparation of an Iron Complex of h17

[0474] To a solution of h17 (5.0 mg; 0.014 mmol) in dichloromethane was added tris(pentafluorophenyl)borane (72.1 mg; 0.141 mmol) in dichloromethane, with subsequent addition of FeCl_3 (2.3 mg; 0.014 mmol). The solution was stirred at room temperature for about 18 hours before being used in the polymerization of ethylene.

Example 139

[0475] Preparation of an Iron Complex of h25

[0476] To a suspension of FeCl_3 (2.6 mg; 16 μ mol) in dichloromethane was added tris(pentafluorophenyl)borane (71.6 mg; 0.140 mmol), with subsequent addition of a solution of h25 (8.0 mg; 13 μ mol) in dichloromethane. The solution was stirred at room temperature and stored at room temperature before being used in the polymerization of ethylene.

Example 140

[0477] Ethylene Polymerization Using the Iron Complex of h25 as Prepared in Example 139

[0478] A 1000-mL Parr® reactor was charged with 300 mL toluene and 2.0 mL MAO (10 wt % in toluene). The resulting solution was heated to 60°C . and then pressurized to 600 psi with vigorous stirring. A solution of the iron complex as prepared in Example 139 (0.34 μ mol Fe) was added under pressure through an injection loop. The reaction mixture was agitated under 600 psi ethylene for 60 min and then quenched with MeOH under elevated pressure. The reactor was vented and the mixture further treated with 6M HCl. Solid material was isolated by filtration (5.88 g; polymer could not be analyzed by GPC; $T_m=91^\circ\text{C}$.). Additional material was isolated by performing a liquid-liquid

extraction on the filtrate using toluene. The organic layers were combined and the volatiles removed on a rotary evaporator. The solid residue was further dried in a vacuum oven to give 7.62 g polyethylene (GPC: $M_n=170$, $M_w/M_n=1.2$; $T_m=53^\circ\text{C}$.), for a total combined yield of 13.50 g (1.4M TO). The combined fractions were further analyzed by NMR to give an M_n value of 477 (99% terminal olefin) with 4 BP/1000 C.

Example 141

[0479] Preparation of a Cobalt Complex of h25

[0480] To a solution of ca. 3 mL dichloromethane containing $\text{Ph}_3\text{CB}(\text{C}_6\text{F}_5)_4$ (15.4 mg; 16.7 μ mol) and $\text{Co}(\text{acac})_2$ (4.2 mg; 16.3 μ mol) was added h25 (9.5 mg; 16.5 μ mol) in dichloromethane (ca. 2 mL). The resulting solution was used as is in Example 142.

Example 142

[0481] Polymerization of Ethylene Using the Cobalt Complex of h25 Prepared in Example 141

[0482] A 300-mL oven-dried flask was charged with toluene (100 mL) under ethylene. MAO (Aldrich, 10 wt % in toluene; 1.0 mL) was added to the solution, followed by addition of a dichloromethane solution of the cobalt complex of h25 (16.3 μ mol) prepared in Example 141. The reaction solution was stirred at room temperature for 3 min and then quenched with 6M HCl. The product was isolated by extraction with toluene (296 mg, 640 TO; NMR: $M_n>50,000$, <1 BP/1000 C; $T_m=141^\circ\text{C}$).

Example 143

[0483] Preparation of the Iron bis(tetrafluoroborate) Complex of h25

[0484] A solution of h25 (5.1 mg; 8.9 μ mol) in about 2 mL dichloromethane was added to a suspension of iron bis(tetrafluoroborate)hexahydrate (3.0 mg; 8.9 μ mol) in dichloromethane. The mixture was stirred at room temperature for about 18 hours before being used in the polymerization of ethylene.

Example 144

[0485] Polymerization of Ethylene Using the Iron Complex of h25 as Prepared in Example 143

[0486] A 300-mL oven-dried flask was charged with toluene (100 mL) under ethylene. MAO (Aldrich, 10 wt % in toluene; 1.0 mL) was added to the solution, followed by addition of a dichloromethane solution of the iron complex of h25 (1.1 μ mol), as prepared in Example 143. The reaction solution was stirred at room temperature for 10 min and then quenched with 6M HCl. The product was isolated by extraction with toluene (1.78 g, 7160 TO; NMR: $M_n=786$, 4 BP/1000 C, 94% terminal olefin; GPC: $M=440$, $M_w/M_n=1.8$; $T_m=122^\circ\text{C}$).

Example 145

[0487] Polymerization of Ethylene and 1-Hexene Using the Iron Dichloride Complex of h16

[0488] A 300-mL oven-dried flask was charged with toluene (90 mL) and 1-hexene (10 mL) under ethylene. MAO (Aldrich, 10 wt % in toluene; 2.0 mL) was added to the

solution, followed by addition of a dichloromethane solution of iron dichloride complex of h16 (1.1 μmol). The reaction solution was stirred at room temperature for 20 min and then quenched with 6M HCl. The product was isolated by extraction with toluene (5.2 g; NMR: $M_n=472$, 48 BP/1000 C, 85% terminal olefin; GPC: $M_n=330$, $M_w/M_n=2.1$; $T_m=88^\circ\text{C}$). Analysis of NMR data suggests 18 mol % incorporation of 1-hexene.

Example 146

[0489] Polymerization of Ethylene and 1-Hexene Using the Iron Dichloride complex of h16

[0490] A 1000-mL Parr® reactor was charged with 270 mL toluene and 2.0 mL MAO (10 wt % in toluene). The resulting solution was heated to 60° C. and then pressurized to 200 psi with vigorous stirring. A solution of the iron dichloride complex of h16 (6.0 nmol Fe) was added under pressure through an injection loop by slightly depressurizing the reactor. Upon injection, the internal temperature rose to 69° C. The reaction mixture was agitated under 200 psi ethylene for 60 min and then quenched with MeOH under elevated pressure. The reactor was vented and the mixture further treated with 6M HCl. Solid material was isolated by filtration (7.62 g; NMR: $M_n=1590$, 2 BP/1000 C, 98% terminal olefin; GPC: $M=540$, $M_w/M_n=1.8$; $T_m=91^\circ\text{C}$). Additional material was isolated by performing a liquid-liquid extraction on the filtrate using toluene. The organic layers were combined and the volatiles removed on a rotary evaporator. The solid residue was further dried in a vacuum oven to give 6.92 g polyethylene (NMR: $M_n=364$, 20 BP/1000 C, >99% terminal olefin; GPC: $M_n=210$, $M_w/M_n=1.2$; $T_m=55^\circ\text{C}$), for a total combined yield of 14.54 g (86M TO).

Example 147

[0491] Polymerization of 1-hexene Using the Iron Dichloride Complex of h16

[0492] A 300-mL oven-dried flask was charged with toluene (90 mL) and 1-hexene (10 mL) under nitrogen. MAO (Aldrich, 10 wt % in toluene; 2.0 mL) was added to the solution, followed by addition of a dichloromethane solution of iron dichloride complex of h16 (0.28 μmol). The reaction solution was stirred at room temperature for 24 min and then quenched with methanol and 6M HCl. The product was isolated by extraction with toluene (0.07 g; $M_n=408$, 137 BP/1000C, >99% terminal olefin; M_n (GPC)=240, $M_w/M_n=1.3$).

Example 148

[0493] Polymerization of Ethylene Using the Iron Dichloride Complex of h16 in the Presence of Dichlorophenyl Ethyl Acetate ($\text{PhCl}_2\text{CCO}_2\text{Et}$)

[0494] A 1000-mL Parr® reactor was charged with 300 mL toluene and 2.0 mL MAO (10 wt % in toluene). The resulting solution was heated to 60° C. and then pressurized to 200 psi with vigorous stirring. A solution of the iron dichloride complex of h16 (6.0 nmol Fe) was added under pressure through an injection loop by slightly depressurizing the reactor. The reaction mixture was agitated under 200 psi ethylene for 5 min and then quenched with MeOH under elevated pressure. The reactor was vented and the mixture

further treated with 6M HCl. Solid material was isolated by filtration (12.58 g; NMR: $M_n=804$, 2 BP/1000 C, 98% terminal olefin; GPC: $M_n=650$, $M_w/M_n=1.5$; $T_m=92^\circ\text{C}$). Additional material was isolated by performing a liquid-liquid extraction on the filtrate using toluene. The organic layers were combined and the volatiles removed on a rotary evaporator. The solid residue was further dried in a vacuum oven to give 5.73 g polyethylene (NMR: $M_n=390$, 5 BP/1000 C, >99% terminal olefin; GPC: $M_n=9000$, $M_w/M_n=1.2$; $T_m=60^\circ\text{C}$), for a total combined yield of 18.31 g (75M TO).

Example 149

[0495] Polymerization of Ethylene Using the Iron Dichloride Complex of h16

[0496] A 1000-mL Parr® reactor was charged with 270 mL toluene and 0.5 mL triisobutylaluminum (25 wt % in toluene). The resulting solution was heated to 60 C and then pressurized to 200 psi with vigorous stirring. A solution of the iron dichloride complex of h16 (77 nmol Fe) was added under pressure through an injection loop by slightly depressurizing the reactor. A solution of trityl tetrakis(perfluorophenyl)borate (0.46 μmol) in dichloromethane was subsequently added under pressure. Upon injection, the internal temperature rose to 73° C. The reaction mixture was agitated under 200 psi ethylene for 60 min and then quenched with MeOH under elevated pressure. The reactor was vented and the mixture further treated with 6M HCl. Solid material was isolated by filtration (43.38 g; NMR: $M_n=697$, 3 BP/1000 C, >99% terminal olefin; GPC: $M_n=360$, $M_w/M_n=1.9$; $T_m=101^\circ\text{C}$). Additional material was isolated by performing a liquid-liquid extraction on the filtrate using toluene. The organic layers were combined and the volatiles removed on a rotary evaporator. The solid residue was further dried in a vacuum oven to give 2.72 g polyethylene (NMR: $M_n=263$, 2 BP/1000 C, >99% terminal olefin; GPC: $M_n=110$, $M_w/M_n=1.1$; $T_m=35^\circ\text{C}$), for a total combined yield of 46.10 g (21M TO).

Example 150

[0497] Polymerization of Ethylene Using the Iron Dichloride Complex of h16

[0498] A 1000-mL Parr® reactor was charged with 300 mL toluene and 1.7 mL diethylaluminum chloride (25 wt % in toluene). The resulting solution was heated to 60° C. and then pressurized to 200 psi with vigorous stirring. A solution of the iron dichloride complex of h16 (1.0 nmol Fe) was added under pressure through an injection loop by slightly depressurizing the reactor. The reaction mixture was agitated under 200 psi ethylene for 60 min and then quenched with MeOH under elevated pressure. The reactor was vented and the mixture further treated with 6M HCl. Solid material was isolated by performing a liquid-liquid extraction on the reaction mixture, using toluene. The organic layers were combined and the volatiles removed on a rotary evaporator. The solid residue was further dried in a vacuum oven to give 0.05 g polyethylene (NMR: $M_n=876$, 95 BP/1000 C, 69% terminal olefin; $T_m=138^\circ\text{C}$).

Example 151

[0499] Polymerization of Ethylene Using the Iron Dichloride Complex of h16

[0500] A 1000-mL Parr® reactor was charged with 300 mL toluene and 0.22 mL triisobutylaluminum (25 wt % in toluene). The resulting solution was heated to 60° C. and then pressurized to 200 psi with vigorous stirring. A solution of the iron dichloride complex of h16 (1.34 μ mol Fe) was added under pressure through an injection loop by slightly depressurizing the reactor. The reaction mixture was agitated under 200 psi ethylene for 60 min and then quenched with MeOH under elevated pressure. The reactor was vented and the mixture further treated with 6M HCl. The mixture was filtered to give 5.37 g (NMR: $M_n=935$, 2 BP/1000 C, >99% terminal olefin; GPC: $M_n=580$, $M_w/M_n=1.4$; $T_m=98^\circ$ C.) of white solid. Additional solid material was isolated by performing a liquid-liquid extraction on the filtrate, using toluene. The organic layers were combined and the volatiles removed on a rotary evaporator. The solid residue was further dried in a vacuum oven to give 10.8 g (430K TO) polyethylene (NMR: $M_n=329$, 5 BP/1000 C, >99% terminal olefin; GPC: $M_n=120$, $M_w/M_n=1.6$; $T_m=60^\circ$ C.).

Example 152

[0501] Polymerization of Ethylene Using the Iron Dichloride Complex of h16

[0502] A 1000-mL Parr® reactor was charged with 300 mL toluene and a solution of solid MAO (3.0 mmol) in 2.0 mL toluene. The resulting solution was heated to 60° C. and then pressurized to 200 psi with vigorous stirring. A solution of the iron dichloride complex of h16 (0.011 μ mol Fe) was added under pressure through an injection loop by slightly depressurizing the reactor. The reaction mixture was agitated under 200 psi ethylene for 60 min and then quenched with MeOH under elevated pressure. The reactor was vented and the mixture further treated with 6M HCl. The mixture was filtered to give 3.44 g (NMR: $M_n=5090$, 21 BP/1000 C, >99% terminal olefin; GPC: $M_n=580$, $M_w/M_n=1.5$; $T_m=89^\circ$ C.) of white solid. Additional solid material was isolated by performing a liquid-liquid extraction on the filtrate, using toluene. The organic layers were combined and the volatiles removed on a rotary evaporator. The solid residue was further dried in a vacuum oven to give 14.46 g (58M TO) polyethylene (NMR: $M_n=5118$, 64 BP/1000 C, 99% terminal olefin; GPC: $M_n=130$, $M_w/M_n=1.8$; $T_m=55^\circ$ C.).

Example 153

[0503] Polymerization of Ethylene Using the Iron Dichloride Complex of h16

[0504] A 1000-mL Parr® reactor was charged with 300 mL toluene and modified MAO (Akzo Nobel, $-\text{[(CH}_3\text{)}_{0.7}\text{(i-C}_4\text{H}_9\text{)}_{0.3}\text{AlO)]-}$, 7.18 wt % Al). The resulting solution was heated to 60° C. and then pressurized to 200 psi with vigorous stirring. A solution of the iron dichloride complex of h16 (0.011 μ mol Fe) was added under pressure through an injection loop by slightly depressurizing the reactor. The reaction mixture was agitated under 200 psi ethylene for 60 min and then quenched with MeOH under elevated pressure. The reactor was vented and the mixture further treated with 6M HCl. The mixture was filtered to give 7.97 g (NMR: $M_n=664$, 2 BP/1000 C, 99% terminal olefin; GPC: $M_n=370$, $M_w/M_n=1.7$; $T_m=88^\circ$ C.) of white solid. Additional solid material was isolated by performing a liquid-liquid extraction on the filtrate, using toluene. The organic layers were

combined and the volatiles removed on a rotary evaporator. The solid residue was further dried in a vacuum oven to give 7.49 g polyethylene (GPC: $M_n=150$, $M_w/M_n=1.3$; $T_m=55^\circ$ C.). Total yield: 15.46 g (50×10^6 TO).

Example 154

[0505] Preparation of a Cobalt Complex of h29

[0506] A solution of ligand h29 (3.1 mg; 5.8 μ mol) in dichloromethane was added to a suspension of $\text{Co}(\text{acac})_2$ (1.7 mg; 6.6 μ mol). $\text{Ph}_3\text{CB}(\text{C}_6\text{F}_5)_4$ (5.7 mg; 6.2 μ mol) was subsequently added, followed by dichloromethane to reach a total volume of 3.0 mL.

Example 155

[0507] Ethylene Polymerization Using the Cobalt Complex of h29 as Prepared in Example 154

[0508] A 1000-mL Parr® reactor was charged with 300 mL toluene and 2.0 mL MAO (10 wt % in toluene). The resulting solution was heated to 60° C. and then pressurized to 200 psi with vigorous stirring. A solution of the cobalt complex as prepared in Example 154 (0.20 μ mol Co) was added under pressure through an injection loop. The reaction mixture was agitated under 200 psi ethylene for 60 min and then quenched with MeOH under elevated pressure. The reactor was vented and the mixture further treated with 6M HCl. Solid material was isolated by filtration (8.77 g; GPC: $M_n=323,000$; $M_w=953,000$; $^1\text{H NMR}$: $M_n=15,251$, <1 BP/1000 C, 17% terminal olefin; $T_m=91^\circ$ C.).

Example 156

[0509] Preparation of a Cobalt Complex of h30

[0510] A solution of ligand h30 (3.5 mg; 7.6 μ mol) in dichloromethane was added to $\text{Co}(\text{acac})_3$ (2.9 mg; 8.1 μ mol). Trityl tetrakis(pentafluorophenyl)borate (15.0 mg; 16.3 μ mol) in dichloromethane was then added to the solution. The resulting solution was further diluted with dichloromethane to give a concentration of 88 nmol/mL.

Example 157

[0511] Ethylene Polymerization Using the Cobalt Complex of h30 as Prepared in Example 156

[0512] A 1000-mL Parr® reactor was charged with 300 mL toluene and 2.0 mL MAO (10 wt % in toluene). The resulting solution was heated to 60° C. and then pressurized to 200 psi with vigorous stirring. A solution of the cobalt complex as prepared in Example 156 (0.18 μ mol Co) was added under pressure through an injection loop. The reaction mixture was agitated under 200 psi ethylene for 60 min and then quenched with MeOH under elevated pressure. The reactor was vented and the mixture further treated with 6M HCl. Solid material was isolated by filtration (7.38 g; 1.5M TO; $^1\text{H NMR}$: $M_n>50\text{K}$, <1 BP/1000C; $T_m=138^\circ$ C. GPC: $M_n=346,000$; $M_w=978,000$).

Example 158

[0513] Ethylene Polymerization in the Presence of Hydrogen Using the Cobalt Complex of h30 as Prepared in Example 156

[0514] A 1000-mL Parr® reactor was charged with 300 mL toluene, 50 mL hydrogen and 2.0 mL MAO (10 wt % in toluene). The resulting solution was heated to 60° C. and then pressurized to 200 psi with vigorous stirring. A solution

of the cobalt complex as prepared in Example 156 (0.17 μmol Co) was added under pressure through an injection loop. The reaction mixture was agitated under 200 psi ethylene for 60 min and then quenched with MeOH under elevated pressure. The reactor was vented and the mixture further treated with 6M HCl. Solid material was isolated by filtration (1.51 g; $^1\text{H NMR}$: $M_n=51\text{K}$, 2 BP/1000 C, 83% terminal olefin; GPC: $M_n=22,600$; $M_w=60,600$; $T_m=139^\circ\text{C}$). A second fraction was isolated by performing an organic extraction on the filtrate. The combined organic fractions were dried over sodium sulfate and the volatiles were then removed in vacuo. The residue was further dried in a vacuum oven at 100 C to give 0.13 g. The combined isolated yield amounted to 1.64 g (3.51×10^5 TO).

Example 159

[0515] Preparation of a Cobalt Complex of h22

[0516] A solution of ligand h22 (6.3 mg; 13 μmol) and $\text{Ph}_3\text{CB}(\text{C}_6\text{F}_5)_4$ (13.0 mg; 14.1 μmol) in dichloromethane was added to a solution of $\text{Co}(\text{acac})_2$ (3.4 mg; 14 μmol) in dichloromethane to give a resulting concentration of 4.3 $\mu\text{mol}/\text{mL}$.

Example 160

[0517] Ethylene Polymerization Using the Cobalt Complex of h22 as Prepared in Example 159

[0518] A 1000-mL Parr® reactor was charged with 300 mL toluene and 2.0 mL MAO (10 wt % in toluene). The resulting solution was heated to 60° C. and then pressurized to 600 psi with vigorous stirring. A solution of the cobalt complex as prepared in Example 159 (0.17 μmol Co) was added under pressure through an injection loop. The reaction mixture was agitated under 600 psi ethylene for 60 min and then quenched with MeOH under elevated pressure. The reactor was vented and the mixture further treated with 6M HCl. Solid material was isolated by filtration (3.44 g; 710K TO; NMR: $M_n > 50,000$, <1 BP/1000C, 51% terminal olefin; $T_m=139^\circ\text{C}$; GPC: $M_n=372,000$; $M_w=859,000$).

Example 161

[0519] Preparation of an Iron Complex of h22

[0520] A solution of ligand h22 (3.7 mg; 7.6 μmol) and $\text{Ph}_3\text{CB}(\text{C}_6\text{F}_5)_4$ (7.5 mg; 8.13 μmol) in dichloromethane was added to a solution of $\text{Fe}(\text{acac})_2$ (2.0 mg; 7.9 μmol) in dichloromethane to give a resulting concentration of 1.7 $\mu\text{mol}/\text{mL}$.

Example 162

[0521] Ethylene Polymerization Using the Cobalt Complex of h22 as Prepared in Example 161

[0522] A 1000-mL Parr® reactor was charged with 300 mL toluene and 2.0 mL MAO (10 wt % in toluene). The resulting solution was heated to 60° C. and then pressurized to 200 psi with vigorous stirring. A solution of the cobalt complex as prepared in Example 161 (0.17 μmol Fe) was added under pressure through an injection loop. The reaction mixture was agitated under 200 psi ethylene for 60 min and then quenched with MeOH under elevated pressure. The reactor was vented and the mixture further treated with 6M HCl. Solid material was isolated by filtration (2.22 g; 645K TO; $^1\text{H NMR}$: $M_n > 50\text{K}$, 1 BP/1000 C; $T_m=140^\circ\text{C}$; GPC: $M_n=24,600$; $M_w=96,700$).

Example 163

[0523] Preparation of an Iron Complex of h31

[0524] A solution of ligand h31 (3.8 mg; 9.1 μmol) in dichloromethane was added to $\text{Fe}(\text{acac})_2$ (2.3 mg; 9.1 μmol) and $\text{Ph}_3\text{CB}(\text{C}_6\text{F}_5)_4$ (8.5 mg; 9.2 μmol). The resulting solution was used as is in Example 164.

Example 164

[0525] Ethylene Polymerization Using the Iron Complex of h31 as Prepared in Example 163

[0526] A 300-mL oven-dried flask was charged with toluene (100 mL) under ethylene. MAO (Aldrich, 10 wt % in toluene; 1.0 mL) was added to the solution, followed by addition of a dichloromethane solution of the iron complex of h31 (9.1 μmol), as prepared in Example 163. The reaction solution was stirred at room temperature for 2 min and then quenched with 6M HCl. The product was isolated by extraction with toluene (2.70 g, 11,000 TO; $T_m=132^\circ\text{C}$; $^1\text{H NMR}$: $M_n=6190$; 18 BP/1000C; 17% terminal olefin; GPC: $M_n=51110$; $M_w=31,600$).

Example 165

[0527] Ethylene Polymerization Using an Iron Complex of h31 Prepared in a Similar Way as that Described in Example 163

[0528] A 1000-mL Parr® reactor was charged with 300 mL toluene and 2.0 mL MAO (10 wt % in toluene). The resulting solution was heated to 60° C. and then pressurized to 200 psi with vigorous stirring. A solution of the iron complex (0.16 μmol Fe) was added under pressure through an injection loop. The temperature immediately rose to 75° C. The reaction was ran at 66° C. for 10 min and then quenched with MeOH under elevated pressure. The reactor was vented and the mixture further treated with 6M HCl. Solid material was isolated by filtration (14.45 g; 3.2M TO). $^1\text{H NMR}$: $M_n=19,600$, <1 BP/11000C, 92% terminal olefin; GPC: $M_n=16,100$, $M_w/M_n=7.1$; $T_m=138^\circ\text{C}$.

Example 166

[0529] Ethylene Polymerization Using an Iron Complex of h29 Prepared in a Similar Way as that described in Example 163

[0530] A 1000-mL Parr® reactor was charged with 300 mL toluene and 2.0 mL MAO (10 wt % in toluene). The resulting solution was heated to 60° C. and then pressurized to 200 psi with vigorous stirring. A solution of the iron complex (0.27 μmol Fe) was added under pressure through an injection loop. The reaction mixture was agitated for 60 min and then quenched with MeOH under elevated pressure. The reactor was vented and the mixture further treated with 6M HCl. Solid material was isolated by filtration (7.52 g; 985K TO). ($^1\text{H NMR}$: $M_n > 75\text{K}$, <1 BP/1000C; GPC: $M_n=63.9\text{K}$, $M_w/M_n=10$; $T_m=142^\circ\text{C}$.)

Example 167

[0531] Preparation of a Cobalt Complex of h31

[0532] A solution of h31 (2.8 mg; 6.7 μmol) in dichloromethane was added to $\text{Co}(\text{acac})_2$ (1.9 mg; 7.4 μmol) and $\text{Ph}_3\text{CB}(\text{C}_6\text{F}_5)_4$ (6.1 mg; 6.6 μmol). The resulting solution was used as is in Example 168.

Example 168

[0533] Ethylene Polymerization Using the Cobalt Complex of h31 as Prepared in Example 167

[0534] A 300-mL oven-dried flask was charged with toluene (100 mL) under ethylene. MAO (Aldrich, 10 wt % in toluene; 1.0 mL) was added to the solution, followed by addition of the dichloromethane solution of the cobalt complex of prepared in Example 167. The reaction solution was stirred at room temperature for 2 min and then quenched with 6M HCl. The product was isolated by extraction with toluene (1.65 g, 8790 TO; $^1\text{H NMR}$: $M_n > 50\text{K}$, < 1 BP/1000 C; $T_m = 139^\circ\text{C}$; GPC: $M_n = 99,300$; $M_w = 196,000$).

Example 169

[0535] Preparation of an Iron Complex of h32

[0536] A solution of ligand h32 (9.0 mg; 17 μmol) in dichloromethane was added to $\text{Fe}(\text{acac})_2$ (4.4 mg; 17 μmol) and $\text{Ph}_3\text{CB}(\text{C}_6\text{F}_5)_4$ (16 mg; 17 μmol). The resulting solution was used as is in Example 170.

Example 170

[0537] Ethylene Polymerization Using the Iron Complex of h32 as Prepared in Example 169

[0538] A 300-mL oven-dried flask was charged with toluene (100 mL) under ethylene. MAO (Aldrich, 10 wt % in toluene; 1.0 mL) was added to the solution, followed by addition of the dichloromethane solution of the iron complex of h32 prepared in Example 169. The reaction solution was stirred at room temperature for 3 min and then quenched with 6M HCl. The product was isolated by extraction with toluene (1.05 g, 2200 TO; NMR: $M_n > 50,000$, 14 BP/1000 C; GPC: $M_n = 4150$, $M_w/M_n = 13$; $T_m = 133^\circ\text{C}$).

Example 171

[0539] Ethylene Polymerization Using a Cobalt Complex of h33 Prepared in a Similar Way as that Described in Example 167

[0540] A 300-mL oven-dried flask was charged with toluene (100 mL) under ethylene. MAO (Aldrich, 10 wt % in toluene; 1.0 mL) was added to the solution, followed by addition of the dichloromethane solution of the cobalt complex (5.5 μmol). The reaction solution was stirred at room temperature for 3 min and then quenched with 6M HCl. The product was isolated by filtration and further dried in a vacuum oven (1.11 g, 7000 TO; $^1\text{H NMR}$: $M_n > 50\text{K}$, 1 BP/1000 C; GPC: $M_n = 134\text{K}$, $M_w/M_n = 2.3$; $T_m = 139^\circ\text{C}$).

Example 172

[0541] Synthesis of b20

[0542] To a 20 mL test tube were added 500 mg (2.13 mmol) of 3,5-di-tert-butyl-2-hydroxybenzaldehyde, 218 mg (2.13 mmol) of 4-aminomorpholine, and 8 mL of CH_2Cl_2 . The mixture was sonicated until a solution was obtained and 2 drops of formic acid were added. The solution was heated with a heat gun to a gentle reflux and swirled for 5 min. The solution was allowed to cool to room temperature and crystals began to form. After 1 h, the crystals were collected by vacuum filtration and washed with cold methanol to give 600 mg of b20.

Example 173

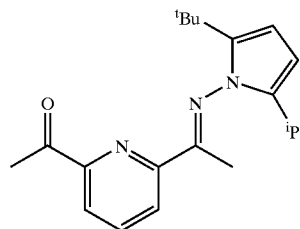
[0543] Synthesis of h32

[0544] To a flame-dried, 2 L round-bottomed flask equipped with a Dean-Stark trap were added 300 mL of o-xylene and 50 g (248.6 mmol) of chelidamic acid monohydrate. The resulting slurry was heated to reflux and stirred for 4 h then allowed to cool to room temperature. To the mixture was added 207.1 g (994.4 mmol) of PCl_5 in several small quantities. The resulting solution was stirred for 30 min at 25°C . then heated to reflux and stirred for an additional 1.5 h. The solution was allowed to cool to room temperature then cooled to 0°C . and quenched by adding 300 mL of anhydrous methanol slowly over 1 h. The solution was heated to reflux for 45 min and the excess methanol was removed by distillation. Once complete, the mixture was cooled to 0°C . and dimethyl-4-chloro-2,6-pyridinedicarboxylate crystallized out of solution. The product was collected by vacuum filtration and washed with 50 mL of cold methanol to give 29.9 g of dimethyl-4-chloro-2,6-pyridinedicarboxylate. $^1\text{H NMR}$ (CDCl_3 , 300 MHz) δ 4.03 (s, 6H), 8.30 (s, 2H). To a 500 mL round-bottomed flask were added 900 mg (3.9 mmol) of dimethyl-4-chloro-2,6-pyridinedicarboxylate, 1.4 mL (13.3 mmol) of N,N'-dimethylethylenediamine, and 100 mL of anhydrous toluene. The resulting solution was cooled to 0°C . and 20.0 mL of a 2 M solution of trimethylaluminum (40.0 mmol) in toluene was added dropwise. The solution was heated to reflux and stirred for 14 h then cooled to 0°C . The reaction was quenched by adding a solution of 1.65 g (11.0 mmol) of tartaric acid in 44 mL of 0.5 N NaOH. Stirring was continued for 1 h and the resulting slurry was filtered through Celite. The filtrate was transferred into a separatory funnel. Two layers formed and the organic material was collected, dried over anhydrous K_2CO_3 , filtered, and concentrated in vacuo to an oil. Silica gel chromatography (50% methylene chloride in hexane) of the oil provided 128 mg of 4-chloro-2,6-diacetylpyridine. $^1\text{H NMR}$ (CDCl_3 , 300 MHz) δ 2.77 (s, 6H), 8.16 (s, 2H). To a 50 mL round-bottomed flask equipped with a Dean-Stark trap were added 20 mL of anhydrous toluene, 130 mg (0.66 mmol) of 4-chloro-2,6-diacetylpyridine, 235 mg (1.30 mmol) of 1-amino-2-tert-butyl-5-isopropylpyrrole, and 0.1 mg of p-toluenesulfonic acid monohydrate. The reaction mixture was stirred and heated to reflux. After 6 h, the resulting solution was allowed to cooled to room temperature and concentrated in vacuo to an oil. Silica gel chromatography (33% methylene chloride in hexane) of the oil provided 166 mg of h32. $^1\text{H NMR}$ (CDCl_3 , 300 MHz) δ 1.05 (d, J=6.5 Hz, 3H), 1.26 (d, J=6.8 Hz, 3H), 1.29 (s, 9H), 2.29 (s, 6H), 2.41 (qu, J=6.8 Hz, 2H), 5.93 (d, J=3.9 Hz, 2H), 5.98 (d, J=4 Hz, 2H), 8.53 (s, 2H).

Example 174

[0545] Synthesis of Monohydrazone 1

monohydrazone 1



[0546] To a 50 mL round-bottomed flask equipped with a Dean-Stark trap were added 10 mL of anhydrous toluene, 3.17 g (19.44 mmol) of 2,6-diacetylpyridine, 700 mg (3.89

mmol) of 1-amino-2-tert-butyl-5-isopropylpyrrole, and 0.1 mg of p-toluenesulfonic acid monohydrate. The reaction mixture was stirred and heated to reflux. After 30 min, the resulting solution was allowed to cool to room temperature and concentrated in vacuo to an oil. Silica gel chromatography (10% ethyl acetate in hexane) of the oil provided 959 mg of monohydrazone 1. $^1\text{H NMR}$ (CDCl_3 , 300 MHz) δ 1.03 (d, J=6.5 Hz, 3H), 1.27 (s, 9H), 1.27 (d, J=6.6 Hz, 3H), 2.30 (s, 3H), 2.44 (qu, J=6.8 Hz, 1H), 2.79 (s, 3H), 5.91 (dd, J=3.8, 0.8 Hz, 1H), 5.96 (dd, J=3.8, 1H), 7.99 (t, J=7.9 Hz, 1H), 8.18 (dd, J=7.6, 1.0 Hz, 1H), 8.58 (dd, J=7.8, 1.2 Hz, 1H).

Example 175

[0547] Synthesis of h29

[0548] To a 50 mL round-bottomed flask equipped with a Dean-Stark trap were added 10 mL of anhydrous toluene, 115 mg (0.35 mmol) of monohydrazone 1, 95 mg (0.42 mmol) of 1-amino-2-tert-butyl-4-ethoxycarbonyl-5-methylpyrrole, and 0.1 mg of p-toluenesulfonic acid monohydrate. The reaction mixture was stirred and heated to reflux. After 12 h, the resulting solution was allowed to cool to room temperature and concentrated in vacuo to an oil. Silica gel chromatography (66% methylene chloride in hexane) of the oil provided 150 mg of h29. $^1\text{H NMR}$ (CDCl_3 , 300 MHz) δ 1.03 (d, J=6.6 Hz, 3H), 1.27 (ovrlp, 3H), 1.27 (s, 9H), 1.28 (s, 9H), 1.36 (t, J=7.2 Hz, 3H), 2.28 (s, 6H), 2.32 (s, 3H), 2.43 (qu, J=6.6 Hz, 1H), 4.28 (q, J=7.2, 1.5 Hz, 2H), 5.91 (d, J=3.6 Hz, 1H), 5.96 (d, J=3.6 Hz, 1H), 6.43 (s, 1H), 8.0 (t, J=8.0 Hz, 1H), 8.49 (d, J=7.8 Hz, 1H), 8.57 (d, J=7.3 Hz, 1H).

Example 176

[0549] Synthesis of h33

[0550] To a 50 mL round-bottomed flask equipped with a Dean-Stark trap were added 20 mL of anhydrous toluene, 150 mg (0.46 mmol) of monohydrazone 1, 77 mg (0.46 mmol) of 1-amino-2-tert-butyl-4,5-dimethylpyrrole, and 2.0 mg of p-toluenesulfonic acid monohydrate. The reaction mixture was stirred and heated to reflux. After 6 h, the resulting solution was allowed to cool to room temperature and concentrated in vacuo to an oil. Silica gel chromatography (33% methylene chloride in hexane) of the oil provided 78 mg of h33. $^1\text{H NMR}$ (CDCl_3 , 300 MHz) δ 1.04 (d, J=6.5 Hz, 3H), 1.25 (d, J=6.5 Hz, 3H), 1.27 (s, 18H), 1.90 (s, 3H), 2.05 (s, 3H), 2.28 (s, 3H), 2.36 (s, 3H), 2.43 (qu, J=6.5 Hz, 1H), 5.83 (s, 1H), 5.91 (d, J=3.9 Hz, 1H), 5.96 (d, J=3.7 Hz, 1H), 7.96 (t, J=7.9 Hz, 1H), 8.47 (dd, J=7.7, 0.7 Hz, 1H), 8.52 (dd, J=8.0, 0.8 Hz, 1H).

Example 177

[0551] Synthesis of h31

[0552] To a 50 mL round-bottomed flask equipped with a Dean-Stark trap were added 10 mL of anhydrous toluene, 138 mg (0.42 mmol) of monohydrazone 1, 56 mg (0.51 mmol) of 1-amino-2,5-dimethylpyrrole, and 2.0 mg of p-toluenesulfonic acid monohydrate. The reaction mixture was stirred and heated to reflux. After 12 h, the resulting solution was allowed to cool to room temperature and concentrated in vacuo to an oil. Silica gel chromatography (5% ethyl acetate in hexane) of the oil provided 78 mg of

h31. $^1\text{H NMR}$ (CDCl_3 , 300 MHz) 61.07 (d, J=6.7 Hz, 3H), 1.29 (d, J=6.7 Hz, 3H), 1.30 (s, 9H), 2.11 (s, 6H), 2.32 (s, 3H), 2.39 (s, 3H), 2.46 (m, 1H), 5.92 (s, 2H), 5.93 (d, J=3.7 Hz, 1H), 5.98 (d, J=3.7 Hz, 1H), 7.97 (t, J=7.7 Hz, 1H), 8.51 (dd, J=7.9, 0.8 Hz, 1H), 8.56 (dd, J=7.6, 0.9 Hz, 1H).

Example 178

[0553] Synthesis of a51

[0554] To a 50 mL round-bottomed flask equipped with a Dean-Stark trap were added 10 mL of anhydrous toluene, 400 mg (1.70 mmol) of 1-amino-2,5-di-iso-propyl-4-ethoxycarbonylpyrrole, 74 μL (0.85 mmol) of 2,3 butanedione, and 5.0 mg of p-toluenesulfonic acid monohydrate. The resulting solution was stirred at room temperature for 30 min then heated to 60° C. After 12 h, the solution was heated to reflux for 1 h, allowed to cool to room temperature, and concentrated in vacuo to an oil. Silica gel chromatography (10% ethyl acetate in hexane) of the oil provided 442 mg of a51. $^1\text{H NMR}$ (CDCl_3 , 300 MHz) δ 1.07 (d, J=4.8 Hz, 6H), 1.17 (d, J=7.1 Hz, 6H), 1.27 (d, J=6.8 Hz, 6H), 1.32 (d, J=7.2 Hz, 6H), 1.34 (t, J=7.0 Hz, 3H), 2.18 (s, 6H), 2.39 (qu, J=6.7 Hz, 2H), 3.75 (qu, J=7.3 Hz, 2H), 4.24 (q, J=7.2 Hz, 4H), 6.40 (d, J=0.5 Hz, 2H).

Example 179

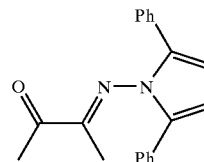
[0555] Synthesis of a52

[0556] To a 50 mL round-bottomed flask equipped with a Dean-Stark trap were added 20 mL of anhydrous toluene, 330 mg (0.99 mmol) of 1-amino-2,5-di(1-naphthyl)pyrrole, 37 μL (0.42 mmol) of 2,3 butanedione, and 2.0 mg of p-toluenesulfonic acid monohydrate. The resulting solution was stirred at room temperature for 30 min then heated to 60° C. After 6 h, the solution was heated to reflux for 1 h, allowed to cool to room temperature, and concentrated in vacuo to an oil. Silica gel chromatography (10% ethyl acetate in hexane) of the oil provided 266 mg of a52. $^1\text{H NMR}$ (CDCl_3 , 300 MHz) δ 0.93 (s, 6H), 6.49 (s, 4H), 7.09 (dd, J=7.2, 1.2 Hz, 4H), 7.24 (m, 4H), 7.37 (m, 4H), 7.59 (m, 4H), 7.76 (d, J=8.1 Hz, 4H), 7.82 (d, J=8.0 Hz, 4H), 8.01 (d, J=8.5 Hz, 4H).

Example 180

[0557] Synthesis of Monohydrazone 2

monohydrazone 2



[0558] To a 50 mL round-bottomed flask equipped with a Dean-Stark trap were added 10 mL of DMF, 5 mL of anhydrous toluene, 1.75 g (6.47 mmol) of 1-amino-2,5-diphenylpyrrole, 5.7 mL (64.7 mmol) of 2,3 butanedione, and 10.0 mg of p-toluenesulfonic acid monohydrate. The resulting solution was stirred at room temperature for 30 min then heated to 70° C. After 12 h, the solution was heated to reflux and the excess diketone and toluene were removed by

distillation. Toluene (15 mL) was added to the reaction vessel and removed by distillation. The solution was allowed to cool to room temperature and concentrated in vacuo to an oil. Silica gel chromatography (10% ethyl acetate in hexane) of the oil provided 1.94 g of monohydrazone 2. ^1H NMR (CDCl_3 , 300 MHz) δ 1.45 (s, 3H), 2.57 (s, 3H), 6.48 (s, 2H), 7.24 (m, 2H), 7.35 (m, 4H), 7.48 (m, 4H).

Example 181

[0559] Synthesis of a53

[0560] To a 50 mL round-bottomed flask equipped with a Dean-Stark trap were added 15 mL of anhydrous toluene, 255 mg (0.84 mmol) of monohydrazone 2, 145 mg (0.84 mmol) of 1-amino-2-methyl-5-phenylpyrrole, and 5.0 mg of *p*-toluenesulfonic acid monohydrate. The resulting solution was heated to reflux and stirred. After 12 h, the solution was allowed to cool to room temperature and concentrated in vacuo to an oil. Silica gel chromatography (10% ethyl acetate in hexane) of the oil provided 208 mg of a53. ^1H NMR (CDCl_3 , 300 MHz) δ 1.72 (s, 3H), 1.86 (s, 3H), 2.05 (s, 3H), 6.01 (d, $J=3.7$ Hz, 1H), 6.26 (d, $J=4.0$ Hz, 1H), 6.47 (s, 2H), 7.26 (m, 12H), 7.44 (m, 3H).

Example 182

[0561] Synthesis of a54

[0562] To a 50 mL round-bottomed flask equipped with a Dean-Stark trap were added 7 mL of DMF, 16 mL of anhydrous toluene, 1.25 g (4.62 mmol) of 1-amino-2,5-diphenylpyrrole, 203 μL (2.31 mmol) of 2,3-butanedione, and 2.0 mg of *p*-toluenesulfonic acid monohydrate. The resulting solution was heated to 70° C. and stirred. After 4 h, the solution was heated to reflux for 1 h. The solution was allowed to cool to room temperature and concentrated in vacuo to an oil. Silica gel chromatography (10% ethyl acetate in hexane) of the oil provided 804 mg of a54.

[0563] ^1H NMR (CDCl_3 , 300 MHz) δ 1.76 (s, 6H), 6.49 (s, 4H), 7.30 (m, 12H), 7.40 (m, 8H).

Example 183

[0564] Synthesis of b21

[0565] 1-Amino-pyrrole (500 mg, 6.25 mmol) and salicylaldehyde (610 mg, 5 mmol) were weighed to a 50-ml round bottom flask with a septum. The flask was purged with dry argon gas. Methanol (10 ml) and 4 drops of formic acid were then added to the flask. The reaction was stirred at 50° C. for 60 minutes. After 1 hour, the mixture was cooled to 0° C. giving a crystalline solid. The crystalline product that separated was collected cold by vacuum filtration. The crystals were washed with cold methanol on the filter and then dried several hours in vacuo to yield 562 mg (68% yield). ^1H NMR: s (OH) δ 10.75, s (N=CH) δ 8.45, m (aryl 4H) δ 6.8-7.4, s (pyrrolyl 4H) δ 6.25.

Example 184

[0566] Synthesis of b22

[0567] 1-Amino-2,5-diisopropylpyrrole (693 mg, 4.2 mmol) and 2-(anthracene)salicylaldehyde (1.04 g, 3.5 mmol) were independently weighed to a 100-ml round bottom flask with a septum. 1-Amino-2,5-diisopropylpyrrole was dissolved in 2-ml of CH_2Cl_2 and 2-ml methanol and then transferred onto a suspension of compound 2-(anthracene)salicylaldehyde in methanol (10-ml). The reaction was stirred at 55° C. for 60 minutes. After 1 hour, the mixture was cooled to 0° C. giving a yellow crystalline solid. The crystalline product that separated was collected cold by vacuum filtration. The crystals were washed with cold methanol on the filter and then dried several hours in vacuo

to yield 1.01 g (65% yield). ^1H NMR: s (OH) δ 11.42, s (N=CH) δ 8.70, m (aryl 12H) δ 7.2-8.6, s (pyrrolyl 4H) δ 5.95, septet [$\text{CH}(\text{CH}_3)_2$] δ 3.0, [$\text{CH}(\text{CH}_3)_2$] δ 1.2.

Example 185

[0568] Synthesis of b23

[0569] 1-Amino-pyrrole (750 mg, 9.375 mmol) was added to a 50-ml round bottom flask that contained a suspension 2-(anthracene)salicylaldehyde (1.49 g, 5 mmol) in 50-ml of methanol. The flask was sealed with a septum and purged 15-20 minutes with argon. An additional 20-ml of methanol was added and the mixture was stirred at 50° C. for 90 minutes. After 1.5 hours, the mixture was cooled to 0° C. giving a yellow crystalline solid. The crystalline product that separated was collected cold by vacuum filtration. The crystals were washed with cold methanol on the filter and then dissolved in CH_2Cl_2 and combined in a round bottom flask with 0.883 g of a trisamine scavenging resin from Argonaut Technology to remove unreacted aldehyde. The mixture was gently stirred overnight and the resin collected by suction filtration. The CH_2Cl_2 was removed in vacuo to yield 1.35 g (75% yield).

[0570] ^1H NMR: s (OH) δ 11.08, s (N=CH) δ 8.65, m (aryl 12H) δ 7.2-8.6, s (pyrrolyl 4H) δ 6.

Example 186

[0571] Synthesis of b6

[0572] 1-Amino-pyrrole (990 mg, 12.4 mmol) and 3,5-di-*t*-butylsalicylaldehyde (2.54 g, 10.8 mmol) were weighed to a 50-ml round bottom flask and dissolved in 35-ml of warm methanol. Formic acid (4 drops) was then added to the flask. The reaction was stirred at 50° C. for 30 minutes. After 30 minutes, the mixture was cooled to 0° C. giving a crystalline solid. The crystalline product that separated was collected cold by vacuum filtration. The crystals were washed with cold methanol on the filter and then dissolved in CH_2Cl_2 and combined in a round bottom flask with 0.89 g of a trisamine scavenging resin from Argonaut Technology to remove unreacted aldehyde. The mixture was gently stirred overnight and the resin collected by suction filtration. The CH_2Cl_2 was removed in vacuo to yield 2 g of product. ^1H NMR: s (OH) δ 10.75, s (N=CH) δ 8.45, m (aryl 4H) δ 6.8-7.4, s (pyrrolyl 4H) δ 6.25.

Example 187 to Example 197

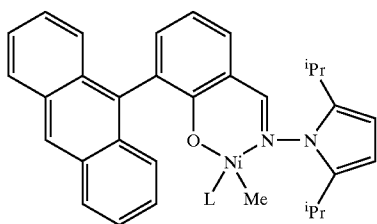
[0573] Polymerization of Ethylene Starting from $\text{Ni}(\text{COD})_2/\text{ligand}/\text{B}(\text{C}_6\text{F}_5)_3$

[0574] A Parr® stirred autoclave (600-ml) was heated to 100° C. under dynamic vacuum to completely dry the reactor. The reactor was cooled and charged with 150 ml of dry toluene. In an inert atmosphere glove box, a flame dried Schlenk flask equipped with a magnetic stir bar and a rubber septum was charged with between 0.015 mmol and 0.036 mmol of bis(1,5-cyclooctadiene)nickel(0), between 0.015 mmol and 0.036 mmol of tris(pentafluorophenyl)borane, and between 0.015 mmol and 0.036 mmol of the ligand in a 1:1:1 ratio. The flask was removed from the box and evacuated and refilled with ethylene. Toluene (25-50 ml) was added. After 5-60 minutes of premix time, the contents of the reaction flask were transferred via SS cannula to the autoclave. The reactor was sealed and pressurized up to 400-psi ethylene and left to stir room temperature for 30-120 minutes at 25° C. After the desired reaction time, the reactor was vented and the contents poured into a beaker containing a methanol acetone/mixture. The polymer was collected by suction filtration and dried in the vacuum oven overnight at ~100° C.

Example	Ligand	mmol cat	Rxn time/ permix time(min)	PE yield (g)	M _w (×10 ⁻³)	Branch- ing/ 1000 C (¹ H NMR)	T _m (° C.)
187	b22	0.036	120/15	4.0	422	7	131
188	b22	0.036	60/4	0.8	213	13	128
189	b22	0.036	120/15	8.7	798	2	133
190	b22	0.036	90/15	11.5	352	3	139
191	b22	0.036	90/30	18.8	380	4	131
192	b22	0.036	60/60	12	390	3	135
193	b22	0.018	90/30	9.1	393	2	134
194	b24	0.018	90/15	5.9	483	3	133
195	b24	0.018	90/30	4.5	475	2	133
196	b25	0.018	90/15	3.8	287	3	132
197	b25	0.015	90/30	1.7	271	4	131

Example 198

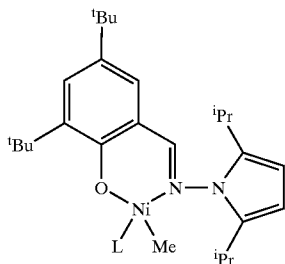
[0575] Polymerization of Ethylene with d4

L = NCMc or Et₂O

[0576] A Parr® stirred autoclave (600-ml) is heated to 100° C. under dynamic vacuum to completely dry the reactor. The reactor is cooled and charged with 150 ml of dry toluene. The reactor is pressurized to 200-psig ethylene and vented. The catalyst solution (2 mg of d4 in 2 ml of toluene) is added to the reactor and the autoclave is sealed and pressurized to 200-psig ethylene. After 30 minutes, the reactor is vented and the contents poured into a beaker containing a methanol/acetone mixture. The polymer is collected by suction filtration and dried in the vacuum oven overnight at ~100° C. giving polyethylene.

Example 199

[0577] Ethylene Polymerization with d5

L = NCMc or Et₂O

[0578] A Parr® stirred autoclave (600-ml) is heated to 100° C. under dynamic vacuum to completely dry the

reactor. The reactor is cooled and charged with 150 ml of dry toluene. The reactor is pressurized to 200-psig ethylene and vented. The catalyst solution (2 mg of d5 in 2 ml of toluene) is added to the reactor and the autoclave is sealed and pressurized to 200-psig ethylene. After 30 minutes, the reactor is vented and the contents poured into a beaker containing a methanol/acetone mixture. The polymer is collected by suction filtration and dried in the vacuum oven overnight at ~100° C. giving polyethylene.

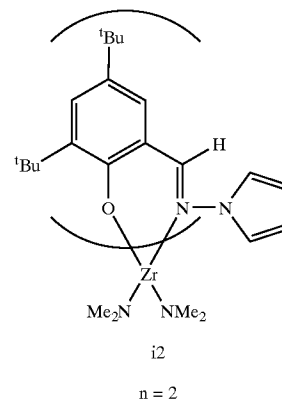
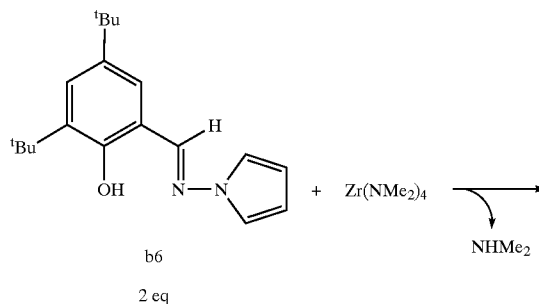
Example 200

[0579] Polymerization of Norbornene with Ni(COD)₂/b6/B(C₆F₅)₃

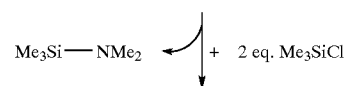
[0580] In an inert atmosphere glove box, a flame dried Schlenk flask equipped with a magnetic stir bar and a rubber septum was charged with 17 mg (0.062 mmol) of bis(1,5-cyclooctadiene)nickel(0), 31.6 mg (0.062 mmol) of tris(pentafluorophenyl)borane, and 18.4 mg (0.062 mmol) of the ligand of formula b6. The flask was removed from the box and evacuated and refilled with argon. Toluene (25 ml) was added, resulting in a orange solution. To the polymerization mixture was added a toluene solution containing 3 g of norbornene. In seconds, the norbornene had been converted to polynorbornene. Methanol and acetone were added to quench the reaction and a white flocculent polynorbornene precipitated. The polymer was collected by suction filtration and dried in the vacuum oven overnight at ~100° C. resulting in 2.8 grams of polynorbornene. M_n=127,000.

Example 201

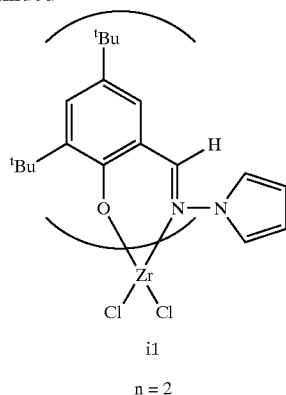
[0581]



n = 2

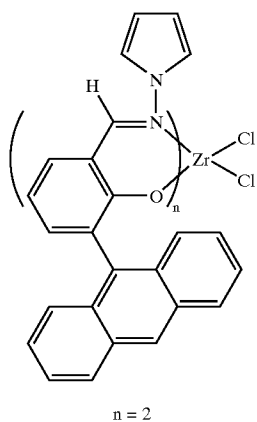


-continued

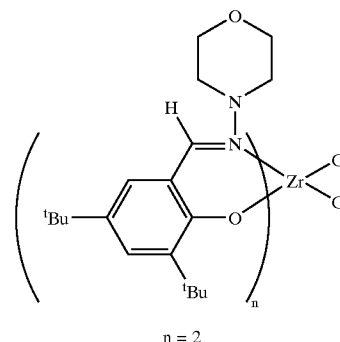
**[0582]** Preparation of i1 and i2

[0583] Two flame dried Schlenk flasks, each equipped with a stir bar and a rubber septum, were taken into the inert atmosphere glove box. One of the flasks was charged with 446 mg (2 eq) of b6, while to the second flask was added 200 mg of $Zr(NMe_2)_4$. The flasks were removed from the glove box, attached to the vacuum/argon manifold, evacuated and refilled with argon. Methylene chloride was added giving two clear solutions. While stirring the ligand solution, the methylene chloride solution of $Zr(NMe_2)_4$ was transferred via SS cannula onto the ligand giving a yellow/orange solution. The mixture was left to stir for 2 hours. For 5-10 minutes of that 2 hours a vent needle was placed through the septum to help carry away the dimethylamine in the argon stream. After 2 hours, the solvent was removed in vacuo giving i2 as a yellow powder (498 mg isolated, 86% yield). 200 mg of i2 was added to a Schlenk flask and dissolved in toluene. While stirring, 66 μ l of trimethylchlorosilane was added drop wise and the mixture left to stir for 15 hours. The solvent was removed in vacuo giving a glassy solid. The solid was dissolved in hexane, followed by removal of hexane in vacuo 3 times yielding 150 mg (78% yield) of i1 as a dry yellow solid. 1H NMR is consistent with the desired complex.

Example 202 to Example 211

[0584]

-continued



i4

[0585] A Parr® stirred autoclave (600-ml) was heated to 100° C. under dynamic vacuum to completely dry the reactor. The reactor was cooled and charged with 150 ml of dry toluene and an appropriate amount of cocatalyst (e.g. mMAO). In an inert atmosphere glove box, a septum-capped vial was charged with the desired procatalyst. The vial was removed from the box, placed under 1 atmosphere of argon and dissolved in toluene. The reactor was sealed and pressurized up to 300-350 psig ethylene. The procatalyst was added to the reactor as a stock solution (2-ml) via the high-pressure sample loop while pressurizing the autoclave to 400 psig. After the 15 minutes of stirring at 400-psig ethylene, the reaction was quenched upon addition of 2-ml of methanol at high pressure. The reactor was vented and the contents poured into a beaker containing a methanol/acetone/mixture. The polymer was collected by suction filtration and dried in vacuo at ~100° C.

Ex	com- plex	cocatalyst (equiv.)	μ mol cata- lyst	T (° C.)	PE yield (g)	kg PE/ mmol catalyst	M_w (10^{-3})	T_m (° C.)
202	i1	mMAO ^a (2000)	0.13	40	7.0	53	4,540	128
203	i1	MMAO (10,000)	0.33	70	6.4	19	108	133
204	i3	MMAO (10,000)	0.28	70	0.13	0.46	781	134
205	i2	MMAO (10,000)	0.32	70	0.27	0.83	127	132
206	i2	TMA/ MAO (100/ 10 K)	0.32	70	0.31	0.98	320	136
207	i3	MMAO (10,000)	0.27	70	0.14	0.5	525	—
208	i1	MMAO (10,000)	0.33	70	5.8	18	81	—
209	i1	MMAO (2000)	0.13	40	8.8	68	147	—
210	i1	MMAO (2000)	0.13	70	4.4	34	44	—
211	i4	MMAO (2000)	0.13	40	0.92	7	—	—

^amMAO-3A from Akzo Nobel

Example 212

[0586] Copolymerization of Ethylene and 1-hexene with i1

[0587] A Parr® stirred autoclave (600-ml) was heated to 100° C. under dynamic vacuum to completely dry the reactor. The reactor was cooled and charged with 100 ml of dry toluene, 50 ml of deoxygenated 1-hexene and 3-ml of MMAO. In an inert atmosphere glove box, a septum-capped vial was charged with i1. The vial was removed from the glove box placed under 1 atmosphere argon and dissolved in toluene (2 mg in 16-ml). The reactor was sealed heated to 50° C. (allow 20° C. for exotherm) and pressurized up to 300-350 psig ethylene. The procatalyst was added to the reactor as a stock solution (2-ml) via the high-pressure sample loop while pressurizing the autoclave to 400 psig. After the 30 minutes of stirring at 400-psig ethylene and 70° C., the reaction was quenched by addition of 2-ml of methanol at high pressure. The reactor was vented and the contents poured into a beaker containing a methanol acetone/mixture. The polymer was collected by suction filtration and dried in the vacuum oven overnight at ~100° C. giving 1.8 grams of LLDPE. ¹H NMR 10 branches/1000 carbon atoms; M_w=46,000.

Example 213

[0588] Polymerization of Ethylene with the Reaction Product of Ti(NMe₂)₄, b6, and Me₃SiCl

[0589] A flame dried Schlenk flask equipped with a stir bar and rubber septum was taken into the inert atmosphere glove box along with a septum-capped vial. The flask was charged with 516 mg (2 eq) of b6, while 250 mg of Ti(NMe₂)₄ was added to the vial. The flask and vial were removed from the glove box, attached to the vacuum/argon manifold, and placed under an argon atmosphere. Methylene chloride (10-ml) was added to both the flask and the septum-capped vial. While stirring the ligand solution, the methylene chloride solution of Ti(NMe₂)₄ was transferred via SS. cannula onto the ligand giving a deep red/orange solution. The mixture was left to stir for 1 hour. After 1 hour, the solvent was removed in vacuo giving a burgundy solid. The resulting burgundy solid was dissolved in toluene. While stirring, 109 □1 of trimethylchlorosilane was added drop wise and the mixture left to stir for 15 hours. The solvent was removed in vacuo giving a glassy burgundy solid. After drying the solid in vacuo for several hours, 1 mg of the material was dissolved in 20-ml of toluene. A Parr® stirred autoclave (600-ml) was heated to 100° C. under dynamic vacuum to completely dry the reactor. The reactor was cooled and charged with 150 ml of dry toluene, 0.14-ml of mMAO. The reactor was sealed heated to 30° C. (allow 10° C. for exotherm) and pressurized up to 300-350 psig ethylene. The procatalyst was added to the reactor as a stock solution (2-ml, 0.1 mg of burgundy solid isolated above) via the high-pressure sample loop while pressurizing the autoclave to 400 psig. After the 30 minutes of stirring at 400-psig ethylene and 40° C., the reaction was quenched by addition of 2-ml of methanol at high pressure. The reactor was vented and the contents poured into a beaker containing a methanol acetone/mixture. The polymer was collected by suction filtration and dried in the vacuum oven overnight at ~100° C. giving grams of polyethylene.

Example 214

[0590] Synthesis of b3

[0591] A solution of 1-Amino-5-tert-butyl-2-methyl-1H-pyrrole-3-carboxylic acid ethyl ester (258 mg, 1.15 mmol) in toluene (20.8 mL) was treated with pyridinium p-toluenesulfonate (PPTS) (2.5mg) and 3,5-di-t-butyl-2-hydroxybenzaldehyde (234 mg, 1.0 mmol).

A Dean Stark trap and reflux condenser were attached, and the resulting solution was refluxed, with the azeotropic removal of water for ~7 h. The reaction was cooled to rt, and allowed to stand under Ar overnight. TLC indicated the reaction had not gone to completion, therefore heating was continued for an additional 2.25 h, after which a second portion of 3,5-di-t-butyl-2-hydroxybenzaldehyde (70 mg, 0.299 mmol) was added, and heating continued for another 2.5 h. The resulting solution was concentrated in vacuo. The residue was purified by flash chromatography (SiO₂, 2-15% EtOAc/Hexanes) to afford b3 (326 mg, 74%): ¹H NMR (CDCl₃, chemical shifts in ppm relative to TMS): 1.326 (s, 9H), 1.330 (s, 9H), 1.359 (t, 3H, J=6.9 Hz), 4.286 (q, 2H, J=7.1 Hz), 7.124 (d, 1H, J=2.5 Hz), 7.552 (d, 2H, J=2.2 Hz), 8.422 (s, 1H), 11.447 (s, 1H); Field Desorption Mass Spectrometry: m/z 440.

Example 215

[0592] Synthesis of b24

[0593] 3-Anthracen-9-yl-2-hydroxy-benzaldehyde (394 mg, 1.32 mmol) was treated with a solution of 1-Amino-2,5-diisopropyl-1H-pyrrole-3-carboxylic acid ethyl ester (436 mg, 1.83 mmol) in toluene, followed by MP-TsOH (Argonaut Technologies, 22 mg, 3 mol % H⁺). The reaction was heated to 111° C. under Ar, and agitated for 1.5 h. TLC indicated that no reaction had occurred. The mixture was treated with p-TsOH (11 mg, 2.5 wt %) and heated to 111° C. for an additional 1.5 h, then treated with PS-Trisamine resin (5 mol equiv NH₂) and allowed to agitate for an additional 2 h. The mixture was filtered and concentrated in vacuo. ¹H NMR indicated that the residue contained an approximately 5:1 ratio of b24 to starting amino pyrrole. Therefore, the crude mixture was dissolved in toluene (5 mL), treated with 3-Anthracen-9-yl-2-hydroxy-benzaldehyde (106 mg, 0.355 mmol) and p-TsOH (2.8 mg) and heated to 110° C. for 1.5 h, after which the reaction was cooled to rt and treated with PS-Trisamine resin (5 equiv based on starting aldehyde). The resulting slurry was stirred at rt overnight, filtered and concentrated in vacuo. The residue was purified by crystallization (hexanes/CH₂Cl₂) to afford b24 (341 mg) contaminated with a small amount of hexanes: ¹H NMR (CDCl₃, chemical shifts in ppm relative to TMS): 0.861-0.905 (m, hexanes), 1.181 (d, 6H, J=6.6 Hz), 1.26 (bs, hexanes), 1.316 (d, 6H, J=6.9 Hz), 1.350 (t, 3H, J=7.1 Hz), 2.837 (sep, 1H, J=6.9 Hz), 3.650 (sep, 1H, J=7.1 Hz), 4.265 (q, 2H, J=7.1 Hz), 6.374 (s, 1H), 7.379-7.595 (m, 7H), 7.688 (d, 2H, J=8.5 Hz), 8.082 (d, 2H, J=8.5 Hz), 8.561 (s, 1H), 8.604 (s, 1H), 11.157 (s, 1H).

Example 216

[0594] Representative Synthesis of Substituted Salicylaldehyde-Derived Ligands. Synthesis of b26

[0595] A solution of 1-amino-2-methyl-5-phenyl-1H-pyrrole-3-carboxylic acid ethyl ester (238 mg, 0.975 mmol) in toluene (17.6 mL) was treated with PPTS (2.4 mg, 1 wt %) and 3,5-di-t-butyl-2-hydroxybenzaldehyde (208 mg, 0.89 mmol). A reflux condenser was attached, and the resulting solution was heated at reflux for 1.5 h. The reaction was cooled to rt, and concentrated in vacuo. The residue was flash chromatography (SiO₂, 30-60% CH₂Cl₂/hexanes) to afford b26 (190 mg, 46%): ¹H NMR (DMSO): 1.231 (s, 9H), 1.284 (t, 3H, J=7.1 Hz), 1.379 (s, 9H), 2.557 (s 3H), 4.224 (q, 2H, J=6.9 Hz), 6.673 (s, 1H), 7.257-7.439 (m, 7H), 8.789 (s, 1H), 11.173 (s, 1H); Field Desorption Mass Spectrometry: m/z 460.

Example 217

[0596] Synthesis of b25

[0597] b25 was prepared from 1-Amino-5-(2,4-dimethoxy-phenyl)-2-isopropyl-1H-pyrrole-3-carboxylic acid ethyl ester (1.0 equiv), 3-Anthracen-9-yl-2-hydroxybenzaldehyde (1.2 equiv), and p-TsOH (3 wt %) in toluene according to the method of Example 216. The excess aldehyde was removed by reaction with PS-Trisamine resin (Argonaut Technologies) at rt for 7 h, followed by filtration and concentration in vacuo. The residue was purified by flash chromatography (SiO₂, 5-25% EtOAc/hexane) to afford b25. ¹H NMR (CDCl₃, chemical shifts in ppm relative to TMS): 1.298 (d, 6H, J=7.1 Hz), 1.335 (t, 3H, J=7.1 Hz), 3.601 (s, 3H), 3.856 (s, 3H), 3.953 (sep, 1H, J=7.1 Hz), 4.261 (q, 2H, J=7.1 Hz), 6.410 (d, 1H, J=2.2 Hz), 6.576 (dd, 1H, J=2.2 Hz, J=8.2 Hz), 6.606 (s, 1H), 7.025-7.107 (m, 2H), 7.333-7.394 (m, 4H), 7.441-7.495 (m, 2H), 7.607 (d, 2H, J=8.2 Hz), 8.070 (d, 2H, J=8.5 Hz), 8.142 (s, 1H), 8.542 (s, 1H), 11.229 (s, 1H).

Example 218

[0598] Synthesis of h28

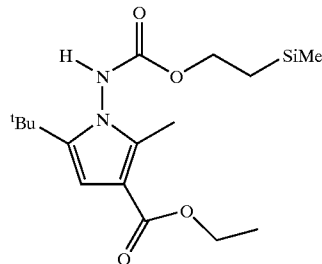
[0599] A solution of 2-Isopropyl-5-o-tolyl-pyrrol-1-ylamine (60 mg, 0.279 mmol) in toluene (5.76 mL) was treated with 2,6-diacetylpyridine (21.7 mg, 0.133 mmol) and p-TsOH (1.2 mg). The resulting solution was stirred at reflux in an oil bath under Ar for 4.5 h, then cooled to rt. The solvent was removed in vacuo, and the residue was purified by flash chromatography (SiO₂, 5-25% EtOAc/hexanes) to afford h28 (41 mg, 56%) contaminated with a small amount of EtOAc and hexane: ¹H NMR (CDCl₃, chemical shifts in ppm relative to TMS): 1.222 (d, 12H, J=6.9 Hz), 1.825 (s, 6H), 2.330 (s, 6H), 2.864 (sep, 2H, J=6.9 Hz), 6.068 (d, 2H, J=3.8 Hz), 6.146 (d, 2H, J=3.8 Hz), 7.039-7.200 (m, 8H), 7.827 (t, 1H, J=7.7 Hz), 8.26 (d, 2H, J=7.7 Hz); Field Desorption Mass Spectrometry: m/z 555.

Example 219

[0600] Representative Diketoester Synthesis. Preparation of Ethyl 2-acetyl-5,5-dimethyl-4-oxo-hexanoate

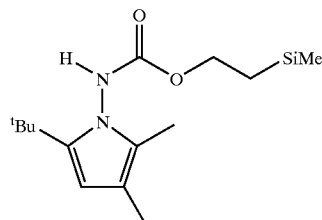
[0601] Ethyl acetoacetate (1 g, 7.68 mmol) was added dropwise to a suspension of NaH (60% in mineral oil, 338 mg, 8.45 mmol) in toluene (20 mL). The resulting suspension was stirred at rt for 10 min, then treated with 1-bromopinacolone (1.3 g, 7.32 mmol). The mixture was immersed in a 75° C. oil bath, and stirred under Ar for 1 h. The reaction was cooled to rt, diluted with toluene and washed with H₂O (2×50 mL). The organic layer was dried over Na₂SO₄, filtered and concentrated in vacuo to afford crude ethyl 2-acetyl-5,5-dimethyl-4-oxo-hexanoate (1.46 g) which was not purified: ¹H NMR (CDCl₃, chemical shifts in ppm relative to TMS): 1.166 (s, 9H), 1.277 (t, 3H, J=7.1 Hz), 2.368 (s, 3H), 3.000 (dd, 1H, J=5.8 Hz, J=18.4 Hz), 3.231 (dd, 1H, J=8.2 Hz, J=18.4 Hz), 4.010 (dd, 1H, J=5.8 Hz, J=8.2 Hz), 4.191 (q, 2H, J=7.1 Hz); Field Desorption Mass Spectrometry: m/z 229 (M+1).

Example 220

[0602] Representative synthesis of Protected 1-aminopyrrole Derivative. Preparation of o1

[0603] A solution of 2-Acetyl-5,5-dimethyl-4-oxo-hexanoic acid ethyl ester (1.29 g, 5.65 mmol), hydrazinecarboxylic acid 2-trimethylsilylanyl-ethyl ester (1 g, 5.67 mmol) and p-TsOH (21 mg) in toluene (10.2 mL) was heated to reflux with azeotropic removal of water for 2 h, then cooled to rt and concentrated in vacuo. The residue was purified by flash chromatography (SiO₂, CH₂Cl₂) to afford o1 (1.28 g, 62%) as a white solid: ¹H NMR (CDCl₃, chemical shifts in ppm relative to TMS): -0.019 & 0.066 (two broad singlets, mixture of isomers, 9H), 0.913-1.094 (m, 2H), 1.297 (s, 9H), 2.375 & 2.383 (two singlets, mixture of isomers, 3H), 4.1774.341 (m, 4H), 6.237 & 6.247 (two singlets, mixture of isomers, 1H), 7.007 & 7.060 (two singlets, mixture of isomers, 1H).

Example 221

[0604] Representative LAH Reduction of 4-ethoxycarbonyl-Substituted Protected Pyrrole. Preparation of o2

[0605] A solution of o1 (241.2 mg, 0.65 mmol) in anhydrous THF (1.5 mL) was treated with LAH (74 mg, 1.95 mmol). The resulting suspension was stirred at rt under Ar for 2 days, diluted with Et₂O (5 mL) and quenched with H₂O (74 μL), NaOH (15% w/v in H₂O, 74 μL) and H₂O (222 μL). The resulting suspension was stirred at rt for 30 min then filtered through a polyethylene frit. The filtrate was concentrated in vacuo, and the residue was purified by flash chromatography (SiO₂, 5-25% EtOAc/hexane) to afford o2 (142 mg, 70%): ¹H NMR (CDCl₃, chemical shifts in ppm relative to TMS): -0.003 & 0.077 (two singlets, 9H, mixture of isomers), 0.962-1.091 (m, 2H), 1.299 (s, 9H), 1.971 (s, 3H), 2.002 (s, 3H), 4.233-4.337 (m, 4H), 5.670 (s, 1H), 7.038 & 7.341 (two singlets, 1H, mixture of isomers).

Example 222

[0606] Representative Deprotection of Trimethylsilyl Ethoxycarbonyl-Protected 1-Aminopyrrole Derivative. Preparation of 1-amino-2-tert-butyl-4,5-dimethylpyrrole

[0607] o2 (141 mg, 0.45 mmol) was treated with a solution of TBAF (where TBAF refers to tetrabutylammonium fluoride) in THF (1M solution, 0.90 mL, 0.90 mmol). The resulting solution was stirred at rt overnight, quenched with

glacial acetic acid (51.5 μ L) and concentrated in vacuo. The residue was dissolved in toluene (5 mL) and treated with PS-TsOH (where PS-TsOH refers to a polystyrene resin with arene sulfonic acid functionality from Argonaut Technologies, 1.45 mmol H⁺/g, 1 g). The suspension was stirred at rt for 1 hour, then filtered through a short plug of silica gel eluting with toluene (50 mL). The filtrate was concentrated in vacuo to afford 1-amino-2-tert-butyl-4,5-dimethylpyrrole as a white solid (45 mg, 60%). ¹H NMR (CDCl₃, chemical shifts in ppm relative to TMS): 1.426 (s, 9H), 2.029 (s, 3H), 2.148 (s, 3H), 4.255 (s, 2H), 5.621 (s, 1H).

Example 223

[0608] Synthesis of h30

[0609] 2,6-Diacetylpyridine (79.9 mg, 0.49 mmol) and 5-tert-Butyl-2,3-dimethyl-pyrrol-1-ylamine (159 mg, 0.956 mmol) were dissolved in toluene (10.6 mL) and treated with p-TsOH (~8 mg). The resulting solution was stirred under Ar at rt for 10 min, then heated to reflux in an oil bath. The mixture was stirred at reflux, with azeotropic removal of water, for 2 h, then cooled to rt and concentrated in vacuo. The residue was purified by flash chromatography (SiO₂, 5% EtOAc/heptane) to afford h30 (116 mg, 51%). ¹H NMR (CDCl₃, chemical shifts in ppm relative to TMS): 1.278 (s, 18H), 1.911 (s, 6H), 2.059 (s, 6H), 2.375 (s, 6H), 5.831 (s, 2H), 7.928 (t, 1H, J=8.0 Hz), 8.456 (d, 2H, J=8.0 Hz).

Example 224

[0610] Preparation of h19

[0611] 2,6-diacetylpyridine (176 mg) and 1-amino-2-phenyl-5-methylpyrrole (420 mg) were dissolved in mixture of methanol (10 mL) and dichloromethane (4 drops) in a 20 mL scintillation vial. One drop of formic acid was added, then the solvent volume was reduced to 6 mL under a stream of nitrogen gas. A dark-colored oil settled. The vial was gently warmed to give a clear solution and then allowed to stand at room temperature. After 16 h, yellow crystals and a dark oil had separated. The solvent was removed in vacuo and the residue was chromatographed over silica (EtOAc/hexane) to give the product as a yellow crystalline powder (285 mg).

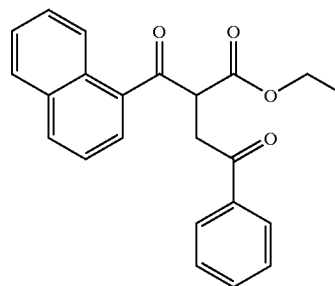
Example 225

[0612] Synthesis of 3-Naphthalen-1-yl-3-oxo-propionic acid ethyl ester

[0613] A suspension of ethyl potassium malonate (3.4 g, 20.0 mmol) in acetonitrile (30.6 mL) was treated with Et₃N (3.11 mL, 22.3 mmol) and MgCl₂ (2.38 g, 25.0 mmol). The resulting suspension was stirred at rt for 2.5 h, then treated with 1-naphthoylechloride (1.55 mL, 10.3 mmol) and stirred under Ar at rt overnight. The acetonitrile was removed in vacuo, toluene (14 mL) was added and the suspension was concentrated again. The residue was suspended in toluene (14 mL) and washed with 12% Aq. HCl (14.1 mL). The organic layer was removed, dried over Na₂SO₄, filtered and concentrated in vacuo. The residue was purified via flash chromatography (SiO₂, 10% EtOAc/Heptane) to afford 3-Naphthalen-1-yl-3-oxo-propionic acid ethyl ester (1.65 g, 66%) as a 3.5:1 mixture of keto/enol isomers: ¹H NMR (CDCl₃, chemical shifts in ppm relative to TMS): 1.21 (t, 3H, ketone isomer, J=7.1 Hz), 1.36 (3 h, enol isomer, J=7.1 Hz), 4.11 (s, 2H, ketone isomer), 4.20 (q, 2H, ketone isomer, J=7.4 Hz), 4.32 (q, 2H, enol isomer, J=7.4 Hz), 5.50 (s, 1H, enol isomer), 7.46-7.68 (m, 3H), 7.88 (d, 1H, J=8.1 Hz), 7.92 (d, 1H, J=7.3 Hz), 8.03 (d, 1H, J=8.1 Hz), 8.36 (d, 1H, enol isomer, J=8.1 Hz), 8.76 (d, 1H, J=8.1 Hz); Field Desorption Mass Spectrometry: m/z 242.

Example 226

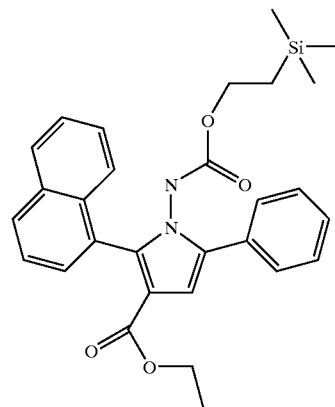
[0614] Synthesis of 2-(Naphthalene-1-carbonyl)4-oxo-4-phenyl-butyl acid ethyl ester



[0615] A suspension of NaH (60% in mineral oil, 323 mg, 8.07 mmol) in toluene (20 mL) was treated with 3-Naphthalen-1-yl-3-oxo-propionic acid ethyl ester (1.63 g, 6.7 mmol). The resulting suspension was stirred at rt under Ar for 1 h, then treated with 2-bromocetophenone (1.61 g, 8.07 mmol). The suspension was immersed in a 70° C. oil bath and stirred under Ar for 4 h, cooled to rt, diluted with toluene and washed with H₂O and brine. The organic layer was dried over Na₂SO₄, filtered and concentrated in vacuo. The residue was purified via flash chromatography (SiO₂, 10-20% EtOAc/Heptane) to afford 2-(Naphthalene-1-carbonyl)₄-oxo-4-phenyl-butyl acid ethyl ester (1.2 g) contaminated with a small amount of unidentified aromatic impurity: ¹H NMR (CDCl₃, chemical shifts in ppm relative to TMS): 1.03 (t, 3H, J=7.25 Hz), 3.72 (dd, 1H, J=18.8 Hz, J=5.4 Hz), 3.96 (dd, 1H, J=18.8 Hz, J=8.05 Hz), 4.09 (m, 2H), 5.16 (m, 1H), 7.45-7.63 (m, 6H), 7.88 (d, 1H, J=7.9 Hz), 8.0-8.07 (m, 3H), 8.24 (d, 1H, J=7.2 Hz), 8.48 (d, 1H, J=8.7 Hz).

Example 227

[0616] Synthesis of 2-Naphthalen-1-yl-5-phenyl-1-(2-trimethylsilylanyl-ethoxycarbonylamino)-1H-pyrrole-3-carboxylic acid ethyl ester

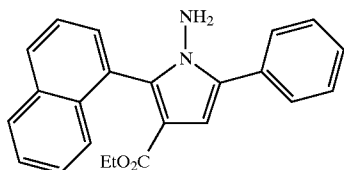


[0617] A solution of 2-(Naphthalene-1-carbonyl)4-oxo-4-phenyl-butyl acid ethyl ester (1 g, 2.77 mmol) in toluene (6.5 mL) was treated with Hydrazinecarboxylic acid 2-trimethylsilylanyl-ethyl ester (599 mg, 3.34 mmol) and p-toluene sulfonic acid (33 mg). The resulting solution was heated

to reflux, with the azeotropic removal of water (Dean Stark trap), under Ar for 6 h, cooled to rt and concentrated in vacuo to afford 2-Naphthalen-1-yl-5-phenyl-1-(2-trimethylsilylanylethoxycarbonylamino)-1H-pyrrole-3-carboxylic acid ethyl ester (1.33 g), which was not purified, but used immediately in the next reaction.

Example 228

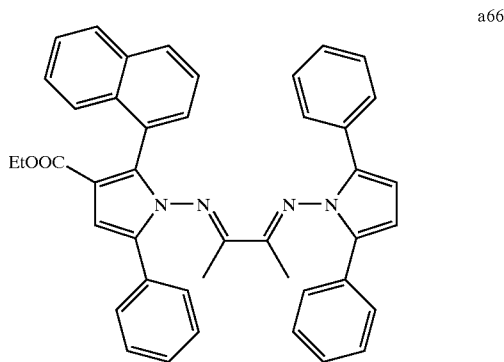
[0618] Synthesis of 1-Amino-2-naphthalen-1-yl-5-phenyl-1H-pyrrole-3-carboxylic acid ethyl ester



[0619] 2-Naphthalen-1-yl-5-phenyl-1-(2-trimethylsilylanylethoxycarbonylamino)-1H-pyrrole-3-carboxylic acid ethyl ester (608 mg, 1.3 mmol) was treated with a solution of TBAF in THF (2.66 mL of a 1 M solution, 2.7 mmol). The resulting solution was stirred at rt under Ar overnight. The reaction was quenched with glacial acetic acid (145 μ L, 2.5 mmol), and passed through a short plug of silica gel eluting with toluene. The filtrate was concentrated in vacuo to afford 1-Amino-2-naphthalen-1-yl-5-phenyl-1H-pyrrole-3-carboxylic acid ethyl ester (434 mg), which was not purified, but was used immediately for the next reaction.

Example 229

[0620] Synthesis of 1-[2-(2,5-Diphenyl-pyrrol-1-ylimino)-1-methyl-propylideneamino]-2-naphthalen-1-yl-5-phenyl-1H-pyrrole-3-carboxylic acid ethyl ester a66

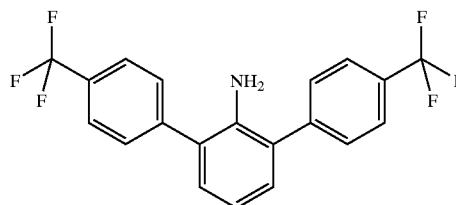


[0621] A solution of 1-Amino-2-naphthalen-1-yl-5-phenyl-1H-pyrrole-3-carboxylic acid ethyl ester (434 mg, 1.22 mmol) in toluene (7.2 mL) was treated with 3-(2,5-Diphenyl-pyrrol-1-ylimino)-butan-2-one (308 mg, 1.02 mmol) and *p*-toluene sulfonic acid (8 mg). A Dean Stark trap was attached, and the resulting solution heated to reflux under Ar with the azeotropic removal of water for 18 h, then another portion of *p*-toluene sulfonic acid (8 mg) was added and the azeotropic removal of water was continued for an additional 75 min. The solution was cooled to rt and concentrated in vacuo. The residue was dissolved in THF/Acetic acid (10/1) and treated with PS-TsNHNH₂ resin (Argonaut Technologies, 1.039 g, 2.6 mmol). The suspension was stirred under Ar overnight, then filtered through a polyethylene frit, and

concentrated in vacuo. The residue was purified by flash chromatography (SiO₂, 50-100% CH₂Cl₂/heptane) to afford 1-[2-(2,5-Diphenyl-pyrrol-1-ylimino)-1-methyl-propylideneamino]-2-naphthalen-1-yl-5-phenyl-1H-pyrrole-3-carboxylic acid ethyl ester a66 (240 mg, 37%): ¹H NMR (DMSO, chemical shifts relative to TMS, 80° C.): 0.82 (t, 3H, J=7.3 Hz), 1.08 (s, 3H), 1.74 (s, 3H), 3.91 (q, 2H, J=6.9 Hz), 6.42 (s, 2H), 7.03 (s, 1H), 7.11 (d, 4H, J=7.3 Hz), 7.18 (t, 4H, J=7.3 Hz), 7.22-7.25 (m, 2H), 7.32-7.37 (m, 5H), 7.39-7.41 (m, 2H), 7.44-7.47 (m, 2H), 7.53 (d, 1H, J=8.2 Hz), 7.93 (t, 2H, J=8.7 Hz).

Example 230

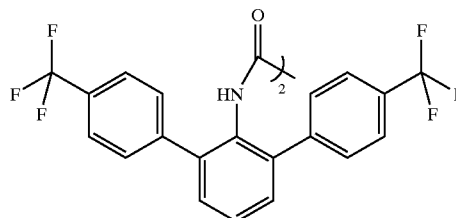
[0622] Synthesis of 4,4''-Bis-trifluoromethyl-[1,1';3',1'']terphenyl-2'-ylamine



[0623] A suspension of tetrakis(triphenylphosphine)palladium(0) (66 mg, 0.06 mmol) in toluene (8 mL) was treated with 2,6-dibromoaniline (500 mg, 2.0 mmol), aqueous Na₂CO₃ (2M, 3.98 mL), and 4-trifluoromethylphenyl boronic acid (831 mg, 4.4 mmol). The resulting suspension was immersed in a 110° C. oil bath, and stirred under Ar for 22 h. The suspension was cooled to rt, and extracted with ether. The organic layer was washed with brine, dried over Na₂SO₄ and concentrated in vacuo. The residue was purified by flash chromatography (SiO₂, 2.5-5.0% EtOAc/Heptane) to afford 4,4''-Bis-trifluoromethyl-[1,1';3',1'']terphenyl-2'-ylamine (713 mg, 93%): ¹H NMR (CDCl₃, chemical shifts in ppm relative to TMS): 6.93 (t, 1H, J=7.3 Hz), 7.14 (d, 2H, J=7.3 Hz), 7.64 (d, 4H, J=8.0 Hz), 7.74 (d, 4H, J=8.0 Hz).

Example 231

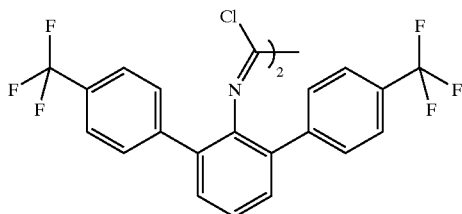
[0624] Synthesis of N,N'-Bis-(4,4''-bis-trifluoromethyl-[1,1';3',1'']terphenyl-2'-yl)-oxalamide



[0625] A solution of 4,4''-Bis-trifluoromethyl-[1,1';3',1'']terphenyl-2'-ylamine (700 mg, 1.84 mmol) in pyridine (5-mL) was treated with oxalyl chloride (73 μ L, 0.837 mmol). The resulting suspension was stirred at rt overnight under Ar, then poured into H₂O. The precipitate was filtered, washed with H₂O and dried in vacuo. The resulting solid was crystallized from toluene/heptane, then recrystallized from toluene to afford N,N'-Bis-(4,4''-bis-trifluoromethyl-[1,1';3',1'']terphenyl-2'-yl)-oxalamide (430 mg).

Example 232

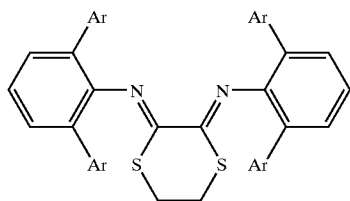
[0626] Synthesis of N^1, N^2 -Bis-(4,4''-bis-trifluoromethyl-[1,1';3',1'']terphenyl-2'-yl)-oxalodiimidoyl dichloride



[0627] A suspension of N, N' -Bis-(4,4''-bis-trifluoromethyl-[1,1';3',1'']terphenyl-2'-yl)-oxalamide (419 mg, 0.513 mmol) in toluene (4.1 mL) was treated with PCl_5 (408 mg, 1.96 mmol) at rt. The resulting suspension was immersed in a 60° C. oil bath, and stirred under Ar for 6.5 h, then heated to 80° C. for an additional 1 h. The yellow solution was cooled to rt, diluted with ether (5 mL) and washed with H_2O (10 mL) and Aq. sat'd $NaHCO_3$. The organic layer was dried over Na_2SO_4 , filtered and concentrated in vacuo to afford N, N' -Bis-(4,4''-bis-trifluoromethyl-[1,1';3',1'']terphenyl-2'-yl)-oxalodiimidoyl dichloride (401 mg, 92%) as a yellow solid: 7.33 (d, 4H, $J=8.4$ Hz), 7.38 (m, 3H), 7.50 (d, 4H, $J=8.4$ Hz); Field Desorption Mass Spectrometry: m/z 852.

Example 233

[0628] Synthesis of 2,3-Bis-(2,6-bis-(4-trifluoromethylphenyl)-phenylimino)-[1,4]dithiane V10

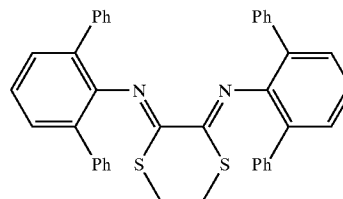


Ar = 4-trifluoromethylphenyl

[0629] Ethane dithiol (264 μ L, 3.15 mmol) was added via syringe to a suspension of NaH (75.6 mg, 60% in oil, 1.89 mmol) in THF (5 mL). The resulting suspension was stirred under Ar at rt for 15 min, then treated with a solution of N^1, N^2 -Bis-(4,4''-bis-trifluoromethyl-[1,1';3',1'']terphenyl-2'-yl)-oxalodiimidoyl dichloride (401 mg, 0.471 mmol) in THF (5 mL). The suspension was stirred overnight under Ar, then heated to 65° C. until not bis-imidoyl chloride remained (45 min) as determined by TLC. The reaction was cooled to rt, quenched with H_2O , and extracted with toluene. The organic layer was dried over Na_2SO_4 , filtered and concentrated in vacuo. The residue was crystallized from heptane/ CH_2Cl_2 to afford 2,3-bis-(2,6-bis-(4-trifluoromethylphenyl)-phenylimino)-[1,4]dithiane V10 (260 mg, 63%) as a yellow solid: 1 1H NMR ($CDCl_3$, chemical shifts in ppm relative to TMS): 2.06 (bs, 4H), 7.32-7.42 (m, 8H), 7.49 (bs, 7H); Field Desorption Mass Spectrometry: m/z 875.

Example 234

[0630] Synthesis of 2,3-bis-(2,6-diphenyl-phenylimino)-[1,4]dithiane V9



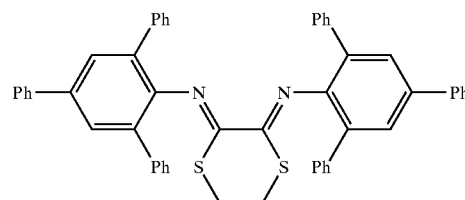
V9

[0631] 2,3-bis-(2,6-diphenyl-phenylimino)-[1,4]dithiane V9 was prepared using similar reaction conditions as described in Example 233 and was purified via washing with heptane and hot ethanol to afford 2,3-bis-(2,6-diphenyl-phenylimino)-[1,4]dithiane V9:

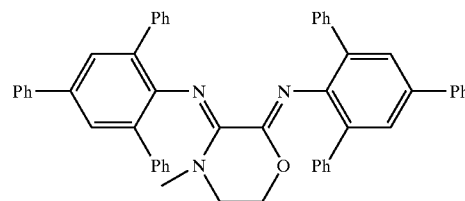
[0632] 1H NMR (DMSO, 80° C., chemical shifts in ppm relative to TMS): 2.21 (s, 4H), 7.21-7.39 (m, 26H).

Examples 235-241

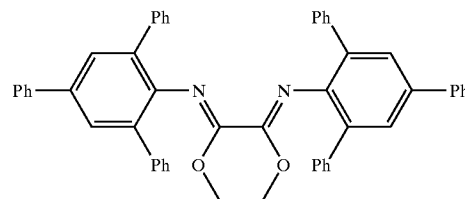
[0633] Synthesis of Ligands V1, V2, V3, V4, V5, V6, V8, and V12:



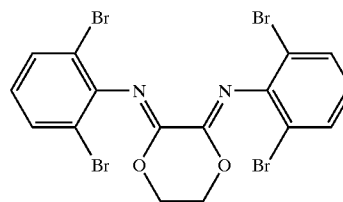
V1



V2

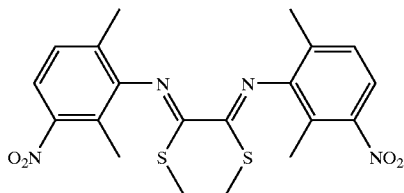
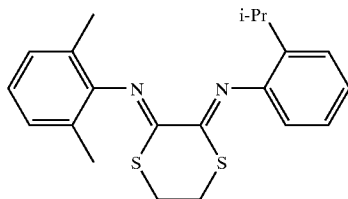
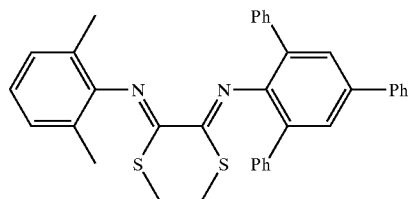
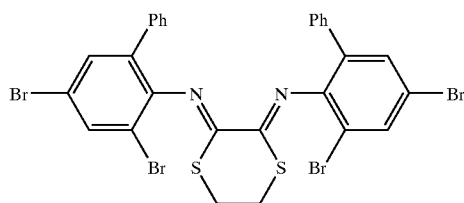


V3



V4

-continued



[0634] Ligands V1-V6, V8 and V12 were prepared using conditions similar to those described in Example 233.

Example	Ligand	¹ H NMR Data ^{a,b}
235	V5	mixture of isomers, δ2.02(s, 6H), 2.54–2.62(m, 2H), 2.98–3.06(m, 2H), 6.90–7.06(m, 3H), 7.28–7.50(m, 9H), 7.60–7.76(m, 8H)
236	V6	δ2.02(m, 1H), 2.47–2.64(m, 1H), 2.72–3.08(m, 2H), 7.16–7.40(m, 8H), 7.4–7.54(m, 4H), 7.68–7.82(m, 2H)
237	V2	(CD ₂ Cl ₂) δ1.98(m, 2H), 2.62(s, 3H), 2.98(m, 2H), 7.11–7.21(m, 10H), 7.23–7.35

-continued

Example	Ligand	¹ H NMR Data ^{a,b}
238	V1	(m, 12H), 7.40(m, 6H), 7.49(t, J=7.9Hz, 3H), 7.6(d, J=7.9Hz, 2H), 7.78(d, J=7.9Hz, 2H), (CD ₂ Cl ₂) δ2.16(s, 4H), 7.25–7.41(m, 14H), 7.41–7.53(m, 12H), 7.63(s, 4H), 7.67–7.73(m, 4H)
239	V4	δ2.32(s, 6H), 3.40(s, 4H), 7.40(s, 4H)
240	V3	(CD ₂ Cl ₂) δ2.30(s, 6H), 4.46(s, 4H), 7.39(s, 4H)
241	V12	δ2.24(s, 3H), 2.25(s, 3H), 2.35(s, 3H), 2.36(s, 3H), 3.36(s, 4H), 7.22(d, J=8.3Hz, 2H), 7.68(d, J=8.3Hz, 2H)

^aAll Spectra Recorded in CDCl₃, Unless Otherwise Indicated

^bAll Chemical Shifts are Reported in ppm Relative to TMS

V8

V12

Example 242

[0635] Preparation of a Pro-catalyst Stock Solution from Ligand V1: Ligand V1 (34.1 mg, 0.045 mmol), Ni(II) acetylacetonate (9.8 mg, 0.038 mmol) and triphenylcarbenium tetrakis(pentafluorophenyl)borate (34.8 mg, 0.038 mmol) were combined in a Schlenk Tube in an inert atmosphere dry box. The mixture was removed from the dry box and treated with CH₂Cl₂ (7.0 mL) under an inert atmosphere to provide a dark red stock solution the pro-catalyst.

Example 243-319

[0636] Ethylene Polymerization with a Pro-Catalyst of the Type Prepared in Example 242

[0637] A Schlenk flask (200 mL, 500 mL or 1000 mL) equipped with a magnetic stir bar and capped with a septum was evacuated and refilled with ethylene, then charged with dry, deoxygenated toluene (100 mL) and a 10 wt % solution of MAO in toluene (4.0 mL). The requisite volume of pro-catalyst solution (prepared from the indicated ligand as in example 242) was added to give the amount of Ni indicated in the table below. The mixture was stirred under 1 atm ethylene at the temperature indicated in the table below and a polyethylene precipitate was observed. After the indicated reaction time, the mixture was quenched by the addition of acetone (50 mL), methanol (50 mL) and 6 N aqueous HCl (100 mL). The swollen polyethylene was isolated by vacuum filtration and washed with water, methanol and acetone, then dried under reduced pressure at 100° C. for 16 h to obtain the amount of polyethylene indicated in the table below.

Example	Ligand	Temp (C.)	μmol Ni	Time min	g PE	M _n	Branches/1000 C's
243	V8	23	0.549	15.00	0.805	38,200	21.0
244	V1	23	0.551	6.00	0.795	782,700	4.7
245	V1	23	0.559 ^a	14.00	1.629	131,500	1.8
246	V1	23	0.547 ^b	6.00	0.540	145,300	2.9
247	V7	23	0.552 ^b	6.00	0.048	82,800	22.6

-continued

Example	Ligand	Temp (C.)	$\mu\text{mol Ni}$	Time min	g PE	M_n	Branches/ 1000 C's
248	V1	23	0.276 ^c	24.00	0.539	89,000	3.0
249	V1	23	0.276	8.00	0.371	703,700	4.5
250	V1	23	0.276 ^c	24.00	0.934	87,800	2.7
251	V1	23	0.276	8.00	0.529	540,700	3.6
252	V1	23	0.276 ^c	15.00	0.527	88,500	3.2
253	V2	23	2.320	8.00	0.178	92,900	11.3
254	V3	23	1.04 ^d	8.00	0.351	77,700	16.2
255	V3	23	1.040	8.00	0.776	46,700	19.9
256	V4	23	0.21 ^e	13.66	0.620	207,000	11.3
257	V4	23	0.405	5.33	0.828	192,200	12.0
258	V4	23	0.405 ^d	6.00	0.324	177,800	8.4
259	V6	23	0.418	56.75	0.611	97,200	55.4
260	V5	23	0.380	6.00	0.333	103700	22.8
261	V1	60	0.400	5.00			
262	V1	60	0.400	30.00	0.219		
263	V1	60	0.400	120.00	0.473	421600	
264	V1	60	0.400	15.00	0.104	112200	14
265	V1	60	0.400	45.00	0.401	287500	14.7
266	a67	23	0.366	14.00	0.446	115400	3.9
267	a67	23	0.366	6.00	0.518	151100	3.6
268	V12	23	0.373	12.00	0.194	168800	12.5
269	V1	60	0.400 ^{f,h}	960.00	4.447		18.5
270	a54	23	0.392	2.50	0.762	132300	3
271	a54	23	0.392 ^b	70.00	0.207	112500	1.5
272	a54	23	0.392 ^l	8.00	0.596	157900	2
273	a54	60	0.392 ^{f,h}	62.00	1.111	44600	20.2
274	a54	60	0.196 ^{f,h}	62.00	0.711	82200	12.5
275	V1	60	0.400	35.00	1.18		
276	a52	23	0.401	10.00	0.3	132900	2.3
277	a54	23	0.402 ^e	5.00	2.973	139900	3.5
278	a54	20	0.401 ^{j,k}	20.00	0.426	58000	14.3
279	V1	23	0.384 ^e	5.00	0.735		
280	V1	80	0.384 ^e	5.00			
281	V1	60	0.399 ^g	10.00	0.097	101000	15.1
282	V1	60	0.200 ^g	10.00	0.037	62600	14.2
283	V1	60	0.100 ^g	26.00	0.026	63900	64.1
284	V1	80/0 ^l	0.399 ^g	20.00	0.728	368200	2.3
285	V1	80/0/23 ^m	0.399 ^g	15.00	0.94	516200	4.4
286	V1	80	0.399 ^g	45.00	0.253	97800	19.8
287	a53	60/0/23 ⁿ	0.398 ^g	48.00	0.198		
288	V10	23	0.400 ^e	15.00	0.447	513800	5.7
289	V10	23	0.400	8.00	0.284	398800	4.5
290	V10	23	0.400 ^d	8.00	0.337	195200	2.5
291	V10	23	0.400 ^e	8.00	0.233	109300	2
292	V10	60	0.400 ^g	55.00	0.433	204300	13.4
293	a59	23	0.400 ^g	6.00	1.054	98300	
294	a59	23	0.400 ^d	6.00	0.768	77000	
295	a59	60	0.400 ^g	60.00	0.236	28800	
296	V11	23	0.402 ^g	20.00	0.623	302500	
297	V11	23	0.402	20.00	0.146	252200	
298	a66	23	0.398 ^g	9.00	0.706	60700	4.2
299	a66	23	0.398 ^d	12.00	0.515	43600	3.1
300	a66	60	0.398 ^g	60.00			
301	a59	80/0/23	0.400 ^g	15.00			
302	V9	23	0.400 ^g	8.00	0.899		5.8
303	a52	60	2.01 ^g	950.00	10.289	44300	18
304	a52	60	2.01 ^g	950.00	10.289	42900	11
305	a66	60	1.99 ^g	315.00	1.518		
306	a59	23	0.400 ^b	12.00	0.295	181100	
307	a66	23	0.398 ^b	24.00	0.973	121100	
308	a59	23	0.400 ^b	60.00	0.503	166900	
309	a52	23	0.401 ^b	14.00	0.47	84400	
310	a59	23	0.400 ^c	60.00	0.239	129000	
311	a52	23	0.401 ^c	28.00	0.674	52700	
312	a54	23	0.050	4.00	0.366	210200	
313	a54	23	0.201 ^l	4.00	0.542	529800	
314	a54	23	0.020	8.00	0.222	335400	
315	a54	23	0.020	16.00	0.391	214500	
316	a54	23	0.020	32.00	0.718		
317	a52	23	0.401	12.00	0.405		

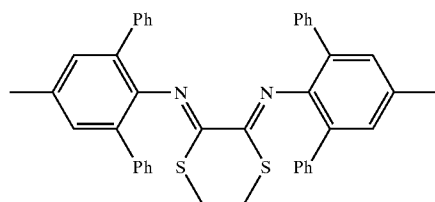
-continued

Example	Ligand	Temp (C.)	$\mu\text{mol Ni}$	Time min	g PE	M_n	Branches/ 1000 C's
318	a52	23	0.401 ^b	12.00	0.339		
319	a52	23	0.401 ^c	12.00	0.322		

^a60 mL of H₂ injected subsurface before the catalyst injection^b50 mL of H₂ injected subsurface before the catalyst injection^c100 mL of H₂ injected subsurface before the catalyst injection^d25 mL of H₂ injected subsurface before the catalyst injection^e600 mL of solvent^fDEAC used as cocatalyst^g300 mL of solvent^hMineral spirits used as solventⁱ10 mL of H₂ injected subsurface before the catalyst injection^j90 mL of toluene used as solvent^k10 mL of 1-hexene added to the polymerization^l5 min at 80° C., 15 min at 0° C.^m5 min at 80° C., 5 min at 0° C., 5 min at 23° C.ⁿ25 min at 60° C., 5 min at 0° C., 18 min at 23° C.

Example 320

[0638] Preparation of Ligand V11



V11

[0639] 2,3-bis-(2,6-diphenyl-4-methyl-phenylimino)-[1,4]dithiane V11 was prepared using similar reaction conditions as described in Example 233; ¹H NMR (CDCl₃, chemical shifts in ppm relative to TMS): 2.36 (s, 4H), 2.41 (s, 6H), 7.16-7.23 (m, 24H).

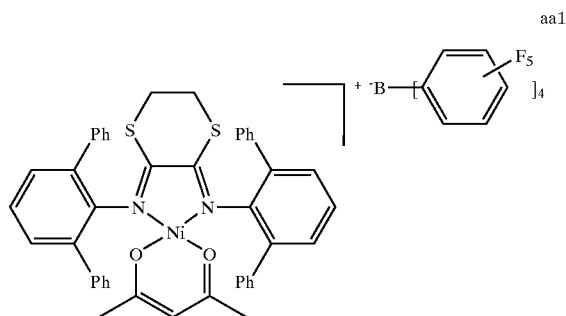
Example 321

[0640] Preparation of Ligand a67

[0641] 5-tert-Butyl-1-[2-(2,5-dimethyl-pyrrol-1-ylimino)-1-methyl-propylideneamino]-2-methyl-1H-pyrrole-3-carboxylic acid ethyl ester a67 was prepared using similar reaction conditions to those described in example 229; ¹H NMR (CDCl₃, chemical shifts in ppm relative to TMS): 1.28 (s, 9H), 1.37 (t, 3H, J=6.9 Hz), 2.07 (s, 6H), 2.16 (s, 3H), 2.26 (s, 3H), 2.27 (s, 3H), 4.26-4.33 (m, two isomers, 2H), 5.93 (s, 2H), 6.44 (s, 3H).

Example 322

[0642] Synthesis of aa1.



aa1

[0643] A flame dried Schlenk flask equipped with a rubber septum and a stir bar was charged with 128 mg (0.5 mmol) of nickel (II) acetylacetonate. Methylene chloride (10-ml) was added followed by the addition of a methylene chloride solution of 2,3-bis(2,6-diphenylimino)-[1,4]dithiane [300 mg (0.5 mmol) in 10-ml of CH₂Cl₂] resulting in a brown solution. After 2 minutes of stirring, a methylene chloride solution of Ph₃CB(C₆F₅)₄ was added giving a red solution. The mixture was allowed to stir for 1.5 hours. The solvent was removed in vacuo resulting in an oily solid. The oily solid was taken up in 5-ml of diethyl ether. Addition of 15-ml of hexane resulted in partial precipitation of the desired compound. The solvent was removed in vacuo giving a red powder. The red solid was washed with an Et₂O/hexane solution. The wash was repeated and the resulting solid taken up in a 1:1 Et₂O/CH₂Cl₂ solution. Hexane was layered onto the red solution and the mixture cooled to -78° C. and left to sit overnight. Upon sitting red crystals formed and the supernate was removed via filter cannula. The resulting crystalline solid was dried under dynamic vacuum for several hours giving 374 mg of a red crystalline solid. ¹H NMR was consistent with the desired complex.

Example 323

[0644] Polymerization of Ethylene with aa1+MMAO

[0645] A Parr® stirred autoclave (600-ml) was heated to 100° C. under dynamic vacuum too completely dry the reactor. The reactor was cooled and charged with 150 ml of dry toluene and 1-ml of mMAO (Akzo Nobel). In an inert atmosphere glove box, a septum-capped vial was charged with 3 mg of aa1. The vial was removed from the box and 20-ml of CH₂Cl₂ was added to the vial. The reactor was sealed and pressurized up to 150 psig ethylene and heated to 60° C. A 2-ml portion (0.3 mg, 2.1×10⁻⁷ mol) of the solution of aa1 was removed from the vial and added to the autoclave via the high-pressure sample loop while pressurizing the autoclave to 200 psig. After 15 minutes of stirring at 200-psig ethylene and 60° C., the reaction was quenched upon addition of 2-ml of methanol at high pressure. The reactor was vented and the contents poured into a beaker containing a methanol acetone/mixture. The polymer was collected by suction filtration and dried in the vacuum oven overnight at ~100° C. giving 8.9 grams of polyethylene (6.1 million catalyst turnovers per hour).

Example 324

[0646] Polymerization of Ethylene with aa1+mMAO

[0647] A Parr® stirred autoclave (600-ml) was heated to 100° C. under dynamic vacuum too completely dry the reactor. The reactor was cooled and charged with 150 ml of dry toluene and 1-ml of mMAO (Akzo Nobel). In an inert atmosphere glove box, a septum-capped vial was charged with 3 mg of aa1. The vial was removed from the box and 20-ml of CH₂Cl₂ was added to the vial. The reactor was sealed and pressurized up to 150-psig ethylene and heated to 100° C. A 2-ml portion (0.3 mg, 2.1×10⁻⁷ mol) of the solution of aa1 was removed from the vial and added to the autoclave via the high-pressure sample loop while pressurizing the autoclave to 200 psig. After 15 minutes of stirring at 200-psig ethylene and 100° C., the reaction was quenched upon addition of 2-ml of methanol at high pressure. The reactor was vented and the contents poured into a beaker containing a methanol acetone/mixture. The polymer was collected by suction filtration and dried in the vacuum oven overnight at ~100° C. giving 2.4 grams of polyethylene 1.6 million catalyst turnovers per hour). GPC analysis M_n=309,000; PDI=3.16. ¹H NMR 13 branches/1000 carbons.

Example 325

[0648] Preparation of Silica Supported Catalyst of aa1

[0649] A flame dried Schlenk flask equipped with a stir bar and a rubber septum was charged in an inert atmosphere glove box with 14.3 mg (9.94×10⁻⁷ mol) of aa1 and 1 gram of Grace Davison 2402 silica. The flask was removed from the glove box, attached to the vacuum/argon manifold, evacuated and refilled with argon. To the solid mixture was added 5-ml of 1,2-difluorobenzene. The resulting suspension was stirred for 45 minutes at 0° C. The solvent was removed in vacuo giving 875 mg of the desired supported catalyst (catalyst loading 10 μmol/gram of silica).

Example 326

[0650] Preparation of Silica Supported Catalyst of aa1

[0651] A flame dried Schlenk flask equipped with a stir bar and a rubber septum was charged in an inert atmosphere glove box with 1 gram of Grace Davison 2402 silica. The flask was removed from the glove box, attached to the vacuum/argon manifold, evacuated and refilled with argon. To the solid was added 28.6 mg (20 μmol) of aa1 as a solution in CH₂Cl₂ (5-ml total). The resulting suspension was stirred for 30 minutes at room temperature. The solvent

was removed in vacuo giving 889 mg of the desired supported catalyst (catalyst loading 20 μmol/gram of silica).

Example 327

[0652] Preparation of Silica Supported Catalyst of aa1

[0653] A flame dried Schlenk flask equipped with a stir bar and a rubber septum was charged in an inert atmosphere glove box with 1 gram of Grace Davison 2402 silica. The flask was removed from the glove box, attached to the vacuum/argon manifold, evacuated and refilled with argon. To the solid was added 14.3 mg (10 μmol) of aa1 as a solution in CH₂Cl₂ (5-ml total). The resulting suspension was stirred for 30 minutes at room temperature. The solvent was removed in vacuo giving 905 mg of the desired supported catalyst (catalyst loading 10 μmol/gram of silica).

Example 328

[0654] Preparation of Silica Supported Catalyst of aa1

[0655] A flame dried Schlenk flask equipped with a stir bar and a rubber septum was charged in an inert atmosphere glove box with 1 gram of Grace Davison 2402 silica. The flask was removed from the glove box, attached to the vacuum/argon manifold, evacuated and refilled with argon. To the solid was added 57.2 mg (40 μmol) of aa1 as a solution in CH₂Cl₂ (5-ml total). The resulting suspension was stirred for 30 minutes at room temperature. The solvent was removed in vacuo giving 911 mg of the desired supported catalyst (catalyst loading 40 μmol/gram of silica).

Examples 329-333

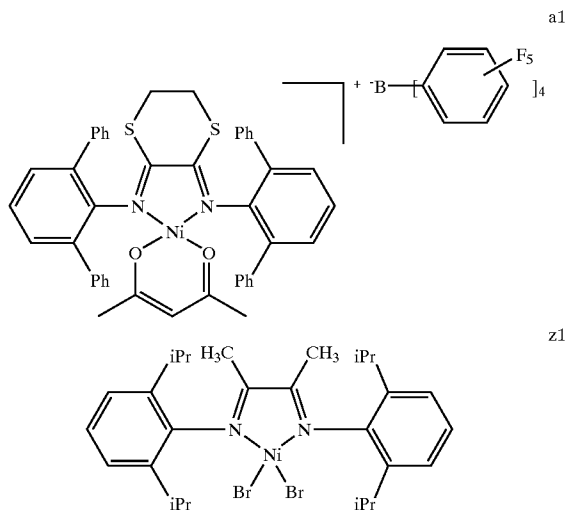
[0656] Gas Phase Polymerization of Ethylene Using In Situ Activation Protocol

[0657] A Parr® stirred autoclave (600-ml) was heated to 100° C. under dynamic vacuum too completely dry the reactor. The reactor was cooled and charged with ~300 grams of NaCl and the supported procatalyst aa1 in an inert atmosphere glove box. The reactor was sealed removed from the glove box and placed under an argon atmosphere. The reactor was heated to 60° C. and trimethyl aluminum was added as a solution in toluene or hexane. The reactor is rapidly pressurized to 200-psig ethylene and left to stir. The reactor was vented and the contents poured into a beaker. The polymer was isolated by blending the salt/polymer mixture in water. The resulting polyethylene was collected dried in the vacuum oven overnight at ~100° C.

Ex.	Conc.		Catalyst Charged (mg)	Rxn time (min)	Yield PE (g)	TON mol C ₂ H ₄ / mol Ni	Productivity g PE/g supported catalyst	M _w (×10 ⁻³)
	μmol Ni/g silica	TMA mmol						
329	10	4	100	120	5.9	296K	83	1440
330	10	4	100	60	4.9	176K	49	1490
331	10	4	100	60	7.3	261K	72	1660
332	10	4	50	60	3.5	254K	70	—
333	40	8	50	60	17.2	307k	344	1800

Examples 334-342

[0658]



[0659] Polymerization of Ethylene in the Presence of H_2 to Control Molecular Weight.

[0660] A Parr® stirred autoclave (600-ml) was heated to 100° C. under dynamic vacuum too completely dry the reactor. The reactor was cooled and charged with 150 ml of dry toluene, 1-ml of MMAO (7.14 wt % Al; Akzo Nobel) and H_2 gas. In an inert atmosphere glove box, a septum-capped vial was charged with 2.1×10^{-6} mol of aa1 or z1. The vial was removed from the box and 20-ml of CH_2Cl_2 was added to the vial. The reactor was sealed and pressurized up to 150-psig ethylene and heated to 60° C. A 2-ml portion (2.1×10^{-7} mol of catalyst) of the solution of catalyst was removed from the vial and added to the autoclave via the high-pressure sample loop while pressurizing the autoclave to 200 psig. After 15 minutes of stirring at 200-psig ethylene and 60° C., the reaction was quenched upon addition of 2-ml of methanol at high pressure. The reactor was vented and the contents poured into a beaker containing a methanol acetone/mixture. The polymer was collected by suction filtration and dried in the vacuum oven overnight at ~100° C.

Ex.	Cata-lyst	H_2 added (ml)	Yield PE (g)	TO mol C_2H_4 /mol Ni ($\times 10^{-3}$)	TOF mol C_2H_4 /mol Ni h ($\times 10^{-3}$)	M_n ($\times 10^{-3}$)
334	aa1	0	8.9	1500	6100	1100
335	aa1	25	6.6	1100	4500	1100
336	aa1	50	7.3	1200	4900	524
337	aa1	100	6.1	1000	4100	277
338	aa1	150	7.7	1300	4900	349
339	aa1	100	6.4	1100	4300	576
340	z1	0	2.2	93	371	314
341	z1	50	0.18	6	26	164
342	z1	150	0.18	6	26	41

[0661] These data demonstrate that the catalysts of the present invention, especially those of the twenty-fourth and

higher aspects, give rise to lower molecular weight polymer when the polymerization are conducted in the presence of hydrogen, while exhibiting dramatically less inhibition or deactivation than the α -diimine catalyst z1.

Examples 343-346

[0662] Polymerization with a Pro-Catalyst of the Type Prepared in Example 242

[0663] A Schlenk flask (200 mL, 500 mL or 1000 mL) equipped with a magnetic stir bar and capped with a septum was evacuated and refilled with ethylene, then charged with dry, deoxygenated toluene (100 mL) and a 10 wt % solution of MAO in toluene (4.0 mL). The requisite volume of pro-catalyst solution (prepared from the indicated ligand as in example 242) was added to give the amount of Ni indicated in the table below. The mixture was stirred under 1 atm ethylene at the temperature indicated in the table below and a polyethylene precipitate was observed. After the indicated reaction time, the mixture was quenched by the addition of acetone (50 mL), methanol (50 mL) and 6 N aqueous HCl (100 mL). The swollen polyethylene was isolated by vacuum filtration and washed with water, methanol and acetone, then dried under reduced pressure at 100° C. for 16 h to obtain the amount of polyethylene indicated in the table below.

Example	Ligand	Temp (C.)	mmol Ni	Time min	g PE	M_n	Branches/1000 C's
343	V3	60	1.040	5.00	0.104	26,000	21.1
344	V4	60	0.405	25.00	none		
345	V5	60	0.380	25.33	0.492		
346	V5	23	0.380*	6.00	0.175		

*30 mL of H_2 added subsurface prior to pro-catalyst injection

Example 347

[0664] Ethylene Polymerization at 57 C, 208 psig with the Catalyst Prepared from Ligand V1, $Ni(acac)_2$, $Ph_3CB(C_6F_5)_4$, and MAO

[0665] A 1 L Parr® autoclave, Model 4520, was dried by heating under vacuum to 180 C at 0.6 torr for 16 h, then cooled and refilled with dry nitrogen. The autoclave was charged with dry, deoxygenated toluene (450 mL) and 4.0 mL of a 10 wt % solution of MAO in toluene (Aldrich®), heated to 50° C. and pressurized to 80 psig with ethylene. A sample loop was then used to inject 2.0 mL of a stock solution of pro-catalyst prepared from 9.375 mL dry, deoxygenated CH_2Cl_2 and 0.625 mL of a stock solution prepared from ligand V1 (29.4 mg), $Ni(acac)_2$ (10.4 mg), $Ph_3CB(C_6F_5)_4$ (36.2 mg) and 5.0 mL of dry, deoxygenated CH_2Cl_2 , and pressurized to about 200 psig with ethylene. The mixture was stirred under ethylene at an average pressure of about 208 psig and an average temperature of 57° C. for 80 min, after which the pressure was vented, the autoclave was opened, and the polymer treated with MeOH and 6 N aq HCl and isolated by filtration to obtain 60.3 g (2.1×10^{-6} mol C_2H_4 /mol Ni) of white, partially crystalline polyethylene.

Example 348

[0666] Ethylene Polymerization at 84 C, 270 psig with the Catalyst Prepared from Ligand V1, Ni(acac)₂, Ph₃CB(C₆F₅)₄, and MAO

[0667] A procedure similar to that used in Example 347 was followed, except that the polymerization reaction temperature was 84 C, the pressure was 270 psig ethylene and the reaction was quenched by sample loop injection of 2.0 mL MeOH at 7.1 min. This gave 20.0 g polyethylene from 1.0 μmol catalyst (700,000 mol C₂H₄/mol Ni), corresponding to a rate of 5.9×10⁶ mol C₂H₄/mol Ni/h. GPC: M_n=779,000, M_w/M_n=1.88.

Example 349

[0668] Ethylene Polymerization at 64 C, 260 psig with the Catalyst Prepared from Ligand a54, Ni(acac)₂, Ph₃CB(C₆F₅)₄, and MAO

[0669] A procedure similar to that used in Example 348 was followed, except that the ligand was a54, the polymerization reaction temperature was 64 C, the pressure was 260 psig ethylene and the reaction was quenched by sample loop injection of 2.0 mL MeOH at 5.0 min. This gave 24.3 g polyethylene from 0.4 μmol catalyst (2.2×10⁶ mol C₂H₄/mol Ni), corresponding to a rate of 2.6×10⁷ mol C₂H₄/mol Ni/h. GPC: M_n=73,000, M_w/M_n=1.97. ¹H NMR: 2 branches/1000 C; 100% terminal olefin (within experimental error).

Example 350

[0670] Preparation of a Heterogeneous Catalyst Comprising Ligand V1

[0671] To a vial charged with V1 (37.8 mg; 50.0 μmol), Ni(acac)₂ (12.8 mg; 49.9 μmol) and Ph₃CB(C₆F₅)₄ (46.5 mg; 50.4 μmol) was added 3.0 mL 1,2-difluorobenzene. The resulting solution was stirred overnight (ca. 18 hours). This solution was then added dropwise to silica at 0° C. (1.0 g; PQ Corporation, MS-3030 dried at 600° C. under 500 SCCM helium). The flask was then warmed up to room temperature and vacuum was applied for an hour to remove volatile. The flask was then cooled back to 0° C. with an ice-water bath and diethylaluminum chloride (2.7 mL; 1.0M in hexanes) was added dropwise with proper agitation. Volatiles were removed in vacuo at 0° C. for 90 min. The resulting brown solid was stored under nitrogen at -30 oc.

Example 351

[0672] Polymerization of Ethylene Using the Catalyst Prepared in Example 350

[0673] A catalyst delivery device was charged with the catalyst prepared in Example 350 (58.6 mg; 2.2 μmol Ni) and fixed to the head of a 1000-mL Parr® reactor. The device was placed under vacuum. The reactor was then charged with NaCl (325 g) that had been dried in vacuum at 120° C. for several hours, closed, evacuated and backfilled with nitrogen. The salt was subsequently treated with trimethylaluminum (10 mL; 2.0 M in toluene) and agitated at 60° C. for 30 min. The reactor was then pressurized with 200 psi ethylene and depressurized to atmospheric pressure four times. The catalyst was then introduced in the reactor with appropriate agitation. The reaction was allowed to proceed for 4 hours at 62° C. before the reactor was vented. The

polymer was isolated by washing the content of the reactor with water. The isolated polymer was further treated with 6 M HCl in methanol, rinsed with methanol and dried under vacuum to give 51.2 g (630 K TO, 875 g polymer/g silica;

[0674] ¹H NMR: M_n>50K, 6 BP/1000C; T_m=125° C.).

Example 352

[0675] Polymerization of Ethylene Using the Catalyst Prepared in Example 350 in the Presence of Hydrogen

[0676] A catalyst delivery device was charged with the catalyst prepared in Example 350 (47.7 mg; 1.8 μmol Ni) and fixed to the head of a 1000-mL Parr® reactor. The device was placed under vacuum. The reactor was then charged with NaCl (348 g) that had been dried in vacuum at 120° C. for several hours, closed and evacuated. The reactor was then pressurized with 200 psi ethylene and depressurized to atmospheric pressure three times. The salt was subsequently treated with trimethylaluminum (10 mL; 2.0 M in hexanes) and agitated at 60° C. for 30 min. The reactor was again pressurized with 200 psi ethylene and depressurized to atmospheric pressure three times. Hydrogen (150 mL) was subsequently added to the reactor. The catalyst was then introduced in the reactor with appropriate agitation. The reaction was allowed to proceed for 4 hours at 56° C. before the reactor was vented. The polymer was isolated by washing the content of the reactor with water. The isolated polymer was further treated with 6 M HCl in methanol, rinsed with methanol and dried under vacuum to give 3.41 g (67.7 K TO, 71 g polymer/g silica; GPC: M_n=159K, M_w/M_n=3.0; T_m=123° C.).

Example 353

[0677] Preparation of a Heterogeneous Catalyst Comprising Ligand V1

[0678] A 1,2-difluorobenzene solution (3.0 mL) containing 20.2 μmol of V1, Ni(acac)₂ and Ph₃CB(C₆F₅)₄ was added dropwise to silica at 0° C. (2.0 g; Grace Davison, XPO-2402). The flask was then warmed up to room temperature and vacuum was applied for an hour to remove volatile. The flask was then cooled back to 0° C. with an ice-water bath and diethylaluminum chloride (2.7 mL; 11.0M in hexanes) was added dropwise with proper agitation. Volatiles were removed in vacuo at 0° C. for 90 min. The resulting solid was stored under nitrogen at -30° C.

Example 354

[0679] Polymerization of Ethylene Using the Catalyst Prepared in Example 353

[0680] A catalyst delivery device was charged with the catalyst prepared in Example 353 (205 mg; 1.9 μmol Ni) and fixed to the head of a 1000-mL Parr® reactor. The device was placed under vacuum. The reactor was then charged with NaCl (329 g) that had been dried in vacuum at 120° C. for several hours, closed, evacuated and backfilled with nitrogen. The salt was subsequently treated with trimethylaluminum (10 mL; 2.0 M in toluene) and agitated at 60° C. for 30 min. The reactor was then pressurized with 200 psi ethylene and depressurized to atmospheric pressure four times. The catalyst was then introduced in the reactor with appropriate agitation. The reaction was allowed to proceed for 90 min at 63° C. before the reactor was vented. The

polymer was isolated by washing the content of the reactor with water. The isolated polymer was further treated with 6 M HCl in methanol, rinsed with methanol and dried under vacuum to give 45.8 g (857 K TO, 224 g polymer/g silica; $^1\text{H NMR}$: $M_n > 50\text{K}$, 8 BP/1000C; $T_m = 122^\circ\text{C}$).

Example 355

[0681] Preparation of a Heterogeneous Catalyst Comprising Ligand V1

[0682] To a vial charged with V1 (37.7 mg; 49.9 μmol), $\text{Ni}(\text{acac})_2$ (12.8 mg; 49.9 μmol) and $\text{Ph}_3\text{CB}(\text{C}_6\text{F}_5)_4$ (46.1 mg; 50.0 μmol) was added 3.0 mL 1,2-difluorobenzene. The resulting solution was stirred overnight (ca. 18 hours). This solution was then added dropwise to silica at 0°C . (1.02 g; PQ Corporation, MS-3030 dried at 600°C under 500 SCCM helium). The flask was then warmed up to room temperature and vacuum was applied for 90 min to remove volatile. The resulting brick-red solid was stored under nitrogen at -30°C .

Example 356

[0683] Polymerization of Ethylene Using the Catalyst Prepared in Example 355

[0684] A catalyst delivery device was charged with the catalyst prepared in Example 355 (44.1 mg; 2.2 μmol Ni) and fixed to the head of a 1000-mL Parr® reactor. The device was placed under vacuum. The reactor was then charged with NaCl (328 g) that had been dried in vacuum at 120°C for several hours, closed, evacuated and backfilled with nitrogen. The salt was subsequently treated with trimethylaluminum (10 mL; 2.0 M in hexane) and agitated at 60°C for 30 min. The reactor was then pressurized with 200 psi ethylene and depressurized to atmospheric pressure three times. The catalyst was then introduced in the reactor with appropriate agitation. The reaction was allowed to proceed for 4 hours at 86°C before the reactor was vented. The polymer was isolated by washing the content of the reactor with water. The isolated polymer was further treated with 6 M HCl in methanol, rinsed with methanol and dried under vacuum to give 48.0 g (777 K TO, 1100 g polymer/g silica; GPC: $M_n = 1,300,000$, $M_w/M_n = 2.0$; $T_m = 112^\circ\text{C}$).

Example 357

[0685] Preparation of a Heterogeneous Catalyst Comprising Ligand a54

[0686] To a vial charged with a54 (26.0 mg; 50.1 μmol), $\text{Ni}(\text{acac})_2$ (12.8 mg; 49.9 μmol) and $\text{Ph}_3\text{CB}(\text{C}_6\text{F}_5)_4$ (46.1 mg; 50.0 μmol) was added 3.0 mL 1,2-difluorobenzene. The resulting solution was stirred overnight (ca. 18 hours). This solution was then added dropwise to silica at 0°C . (992 mg; PQ Corporation, MS-3030 dried at 600°C under 500 SCCM helium). The flask was then warmed up to room temperature and vacuum was applied for 90 min to remove volatile. The resulting brick-red solid was stored under nitrogen at -30°C .

Example 358

[0687] Polymerization of Ethylene Using the Catalyst Prepared in Example 357

[0688] A catalyst delivery device was charged with the catalyst prepared in Example 357 (94 mg; 4.7 μmol Ni) and

fixed to the head of a 1000-mL Parr® reactor. The device was placed under vacuum. The reactor was then charged with NaCl (320 g) that had been dried in vacuum at 120°C for several hours, closed, evacuated and backfilled with nitrogen three times. The salt was subsequently treated with trimethylaluminum (10 mL; 2.0 M in hexane) and agitated at 60°C for 30 min. The reactor was then pressurized with 200 psi ethylene and depressurized to atmospheric pressure three times. The catalyst was then introduced in the reactor with appropriate agitation. The reaction was allowed to proceed for 3.5 hours at 58°C before the temperature was increased to 80°C . The reaction was allowed to proceed for a total of 5.5 hours. The polymer was isolated by washing the content of the reactor with water. The isolated polymer was further treated with 6 M HCl in methanol, rinsed with methanol and dried under vacuum to give 2.52 g (18,700 TO, 27 g polymer/g silica; GPC: $M_n = 45,500$; $M_w/M_n = 4.6$; $T_m = 118^\circ\text{C}$).

Example 359

[0689] Preparation of a Heterogeneous Catalyst Comprising Ligand V9

[0690] To a vial charged with V9 (30.1 mg; 49.9 μmol), $\text{Ni}(\text{acac})_2$ (13.1 mg; 50.1 μmol) and $\text{Ph}_3\text{CB}(\text{C}_6\text{F}_5)_4$ (46.2 mg; 50.1 μmol) was added 3.0 mL 1,2-difluorobenzene. The resulting solution was stirred overnight (ca. 18 hours). This solution was then added dropwise to silica at 0°C . (996 mg; PQ Corporation, MS-3030 dried at 600°C under 500 SCCM helium). The flask was then warmed up to room temperature and vacuum was applied for 90 min to remove volatile. The resulting solid was stored under nitrogen at -30°C .

Example 360

[0691] Polymerization of Ethylene Using the Catalyst Prepared in Example 359 in the Presence of Hydrogen

[0692] A catalyst delivery device was charged with the catalyst prepared in Example 359 (54.4 mg; 2.8 μmol Ni) and fixed to the head of a 1000-mL Parr® reactor. The device was placed under vacuum. The reactor was then charged with NaCl (313 g) that had been dried in vacuum at 120°C for several hours, closed and evacuated. The reactor was then evacuated and backfilled with nitrogen (1 atm) three times. The salt was subsequently treated with trimethylaluminum (10 mL; 2.0 M in hexanes) and agitated at 80°C for 30 min. The reactor was again pressurized with 200 psi ethylene and depressurized to atmospheric pressure three times. Hydrogen (100 mL) was subsequently added to the reactor. The catalyst was then introduced in the reactor with appropriate agitation. The reaction was allowed to proceed for 4 hours at 83°C before the reactor was vented. The polymer was isolated by washing the content of the reactor with water. The isolated polymer was further treated with 6 M HCl in methanol, rinsed with methanol and dried under vacuum to give 7.61 g (98 K TO, 137 g polymer/g silica; $^1\text{H NMR}$: $M_n > 75\text{K}$, 12 BP/1000C; GPC: $M_n = 52.5\text{K}$, $M_w/M_n = 3.3$).

Example 361

[0693] Preparation of a Heterogeneous Catalyst Comprising Ligand a54

[0694] To a vial charged with a54 (7.8 mg; 15 μ mol), Ni(acac)₂ (3.9 mg; 15 μ mol) and Ph₃CB(C₆F₅)₄ (13.8 mg; 15.0 μ mol) was added 0.5 mL 1,2-difluorobenzene. The resulting solution was stirred overnight (ca. 18 hours). This solution was then added dropwise to silica at 0° C. (229 mg; Grace Davison XPO-2402). The flask was then warmed up to room temperature and vacuum was applied for 90 min to remove volatile. The resulting brown solid was stored under nitrogen at -30° C.

Example 362

[0695] Polymerization of Ethylene Using the Catalyst Prepared in Example 361

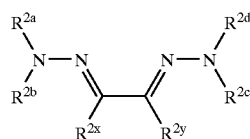
[0696] A catalyst delivery device was charged with the catalyst prepared in Example 361 (44 mg; 2.2 μ mol Ni) and fixed to the head of a 1000-mL Parr® reactor. The device was placed under vacuum. The reactor was then charged with NaCl (348 g) that had been dried in vacuum at 120° C. for several hours, closed, evacuated and backfilled with nitrogen three times. The salt was subsequently treated with trimethylaluminum (8 mL; 2.0 M in hexane) and agitated at 60° C. for 30 min. The reactor was then pressurized with ethylene (ca. 200 psi) and depressurized to atmospheric pressure four times. The catalyst was then introduced in the reactor with appropriate agitation. The reaction was allowed to proceed for 4 hours at 60° C. The polymer was isolated by washing the content of the reactor with water. The isolated polymer was further treated with 6 M HCl in methanol, rinsed with methanol and dried under vacuum to give 15.7 g (254 K TO, 355 g polymer/g; GPC: M_n=110,000, M_w/M_n=4.2; ¹H NMR: M_n>75,000, 10 BP/1000C).

[0697] While the invention has been described with reference to preferred embodiments and working examples, it is to be understood that variations and modifications may be resorted to as will be apparent to those skilled in the art. Such variations and modifications are to be considered within the purview and scope of the invention as defined by the claims appended hereto.

1-15. (canceled).

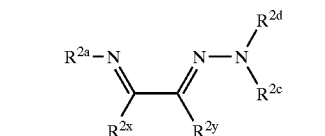
16. A catalyst composition for the polymerization or oligomerization of olefins, comprising either (i) a cationic Group 8-10 transition metal complex of a neutral bidentate ligand selected from Set 3, or a tautomer thereof, and a weakly coordinating anion X⁻, or (ii) the reaction product of Ni(1,5-cyclooctadiene)₂, B(C₆F₅)₃, one or more olefin monomers, and a neutral bidentate ligand selected from Set 3:

Set 3

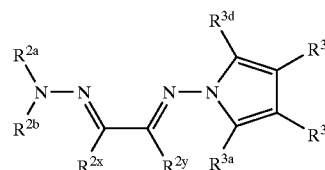


a1

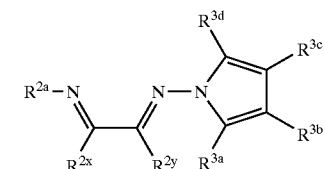
-continued



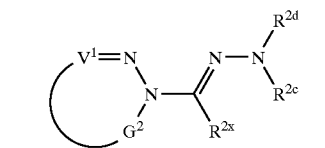
a2



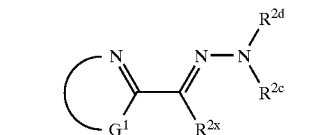
a3



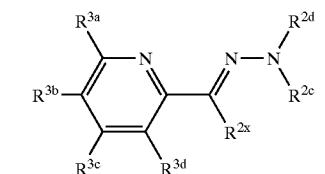
a4



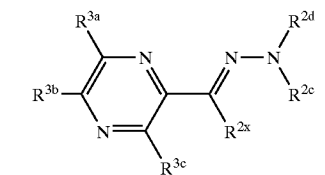
a5



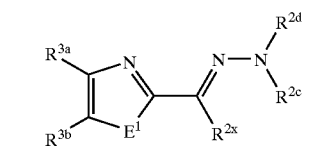
a6



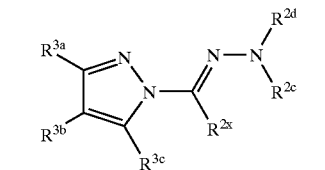
a7



a8

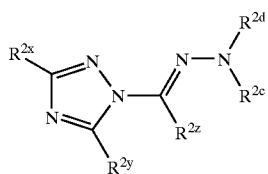


a9

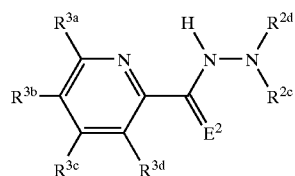


a10

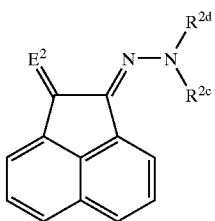
-continued



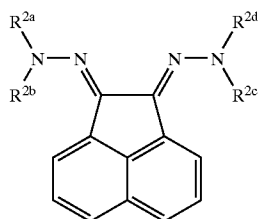
a11



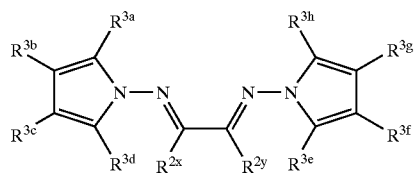
a12



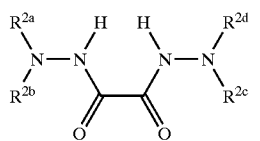
a13



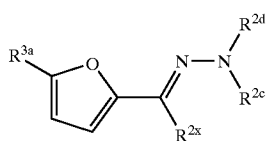
a14



a15

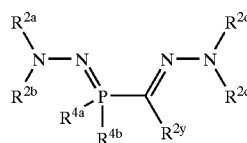


a16

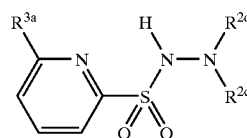


a17

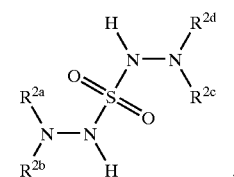
-continued



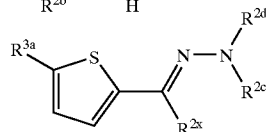
a19



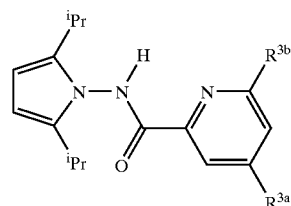
a20



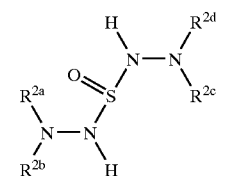
a21



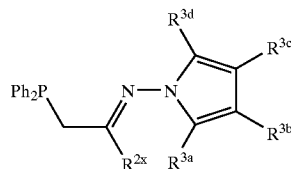
a22



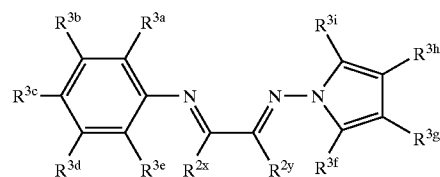
a23



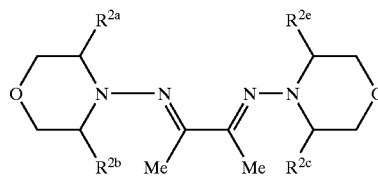
a24



a25

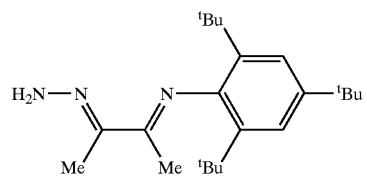
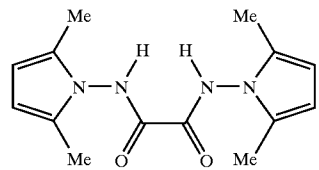
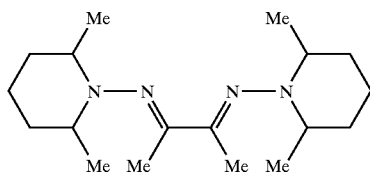
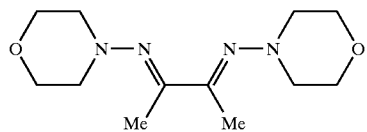
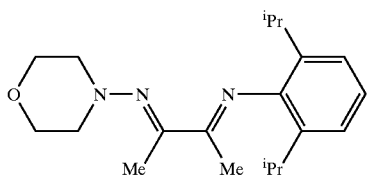
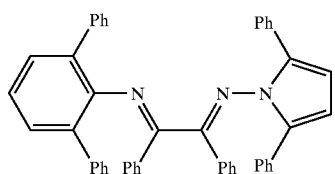
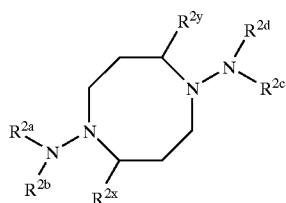
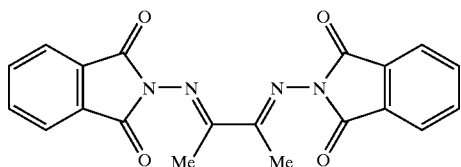


a26



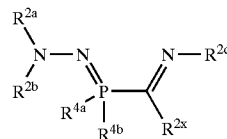
a27

-continued



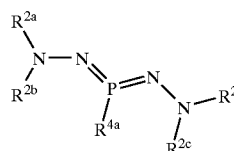
-continued

a30



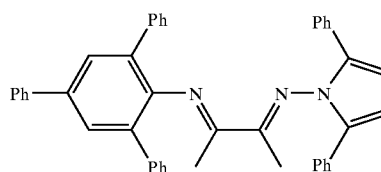
a39

a31



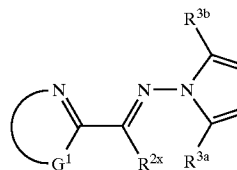
a40

a33



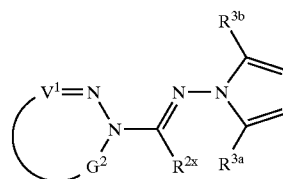
a41

a34



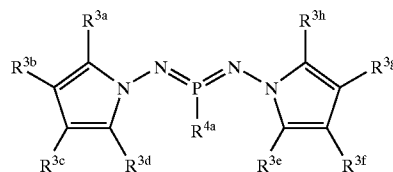
a43

a35



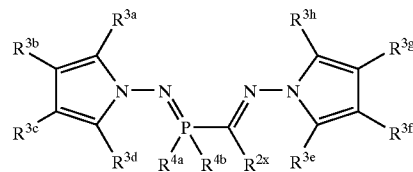
a44

a36



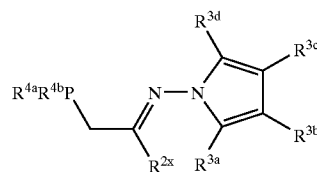
a45

a37



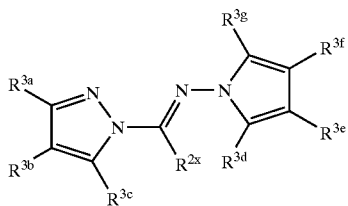
a46

a38

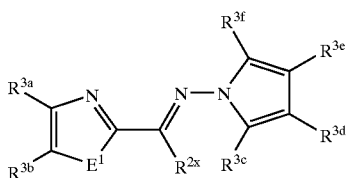


a47

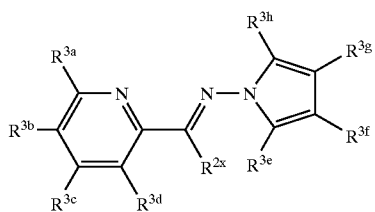
-continued



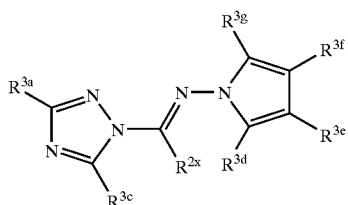
a48



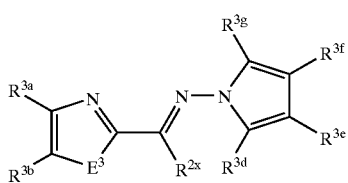
a49



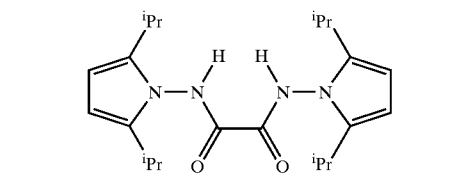
a55



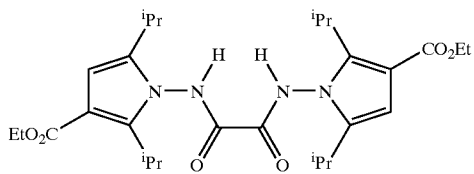
a56



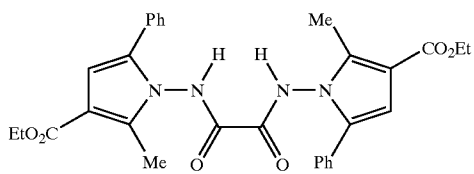
a57



a61

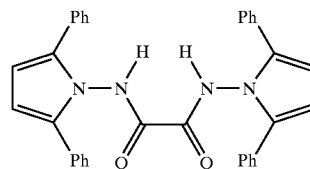


a62

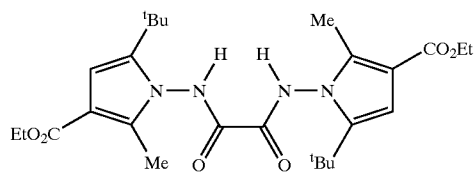


a63

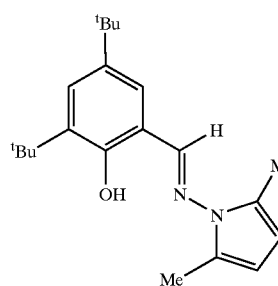
-continued



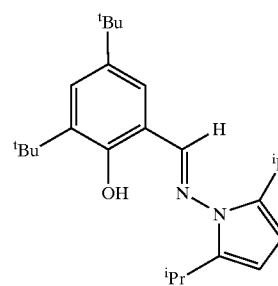
a64



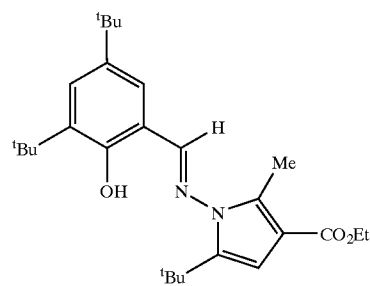
a65



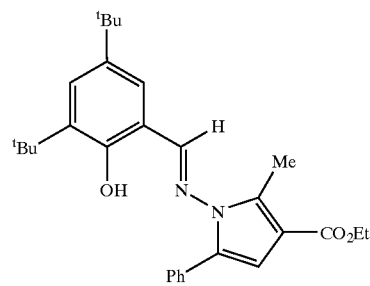
b1



b2

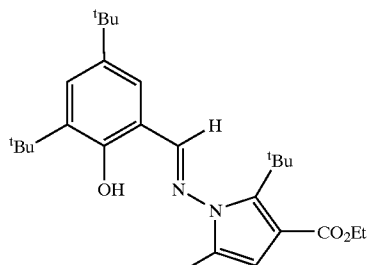


b3

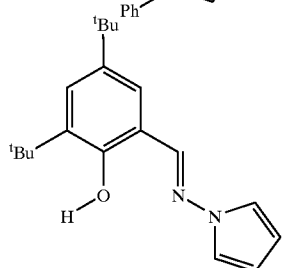


b4

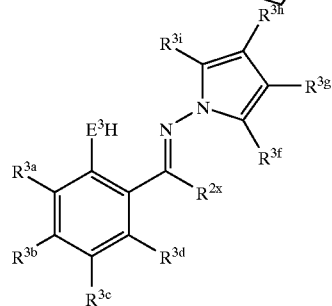
-continued



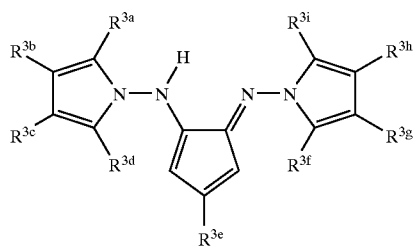
b5



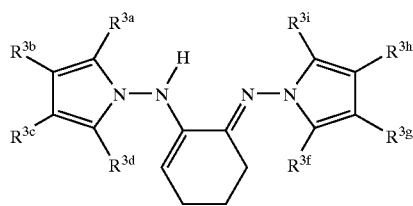
b6



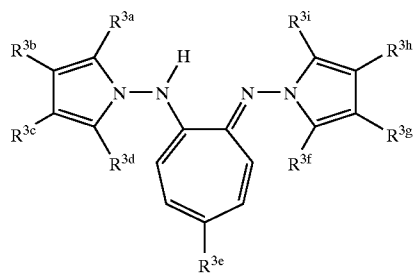
b7



b8

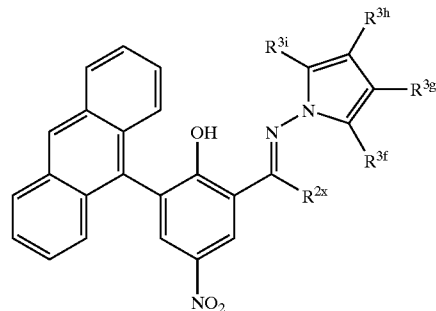


b9

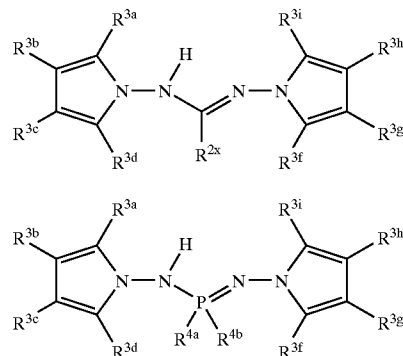


b10

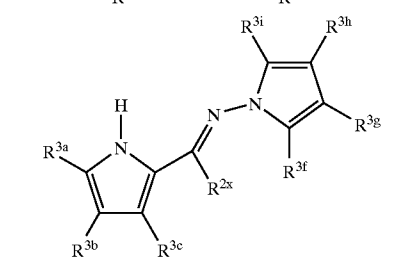
-continued



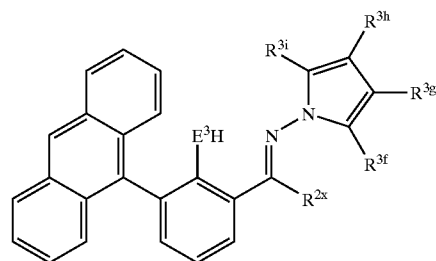
b11



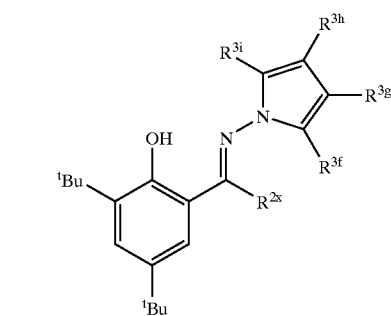
b12



b13

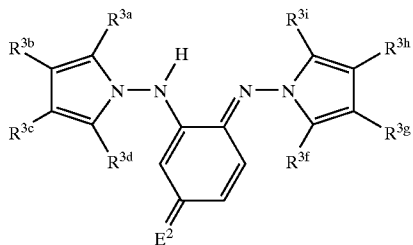


b15



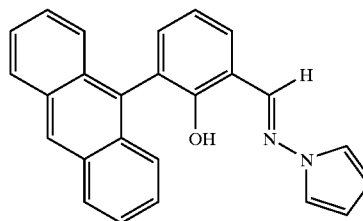
b16

-continued

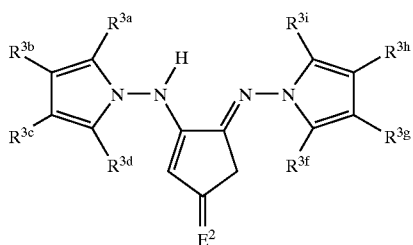


b17

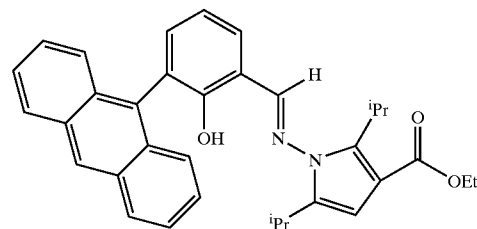
-continued



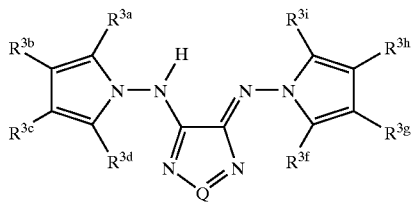
b23



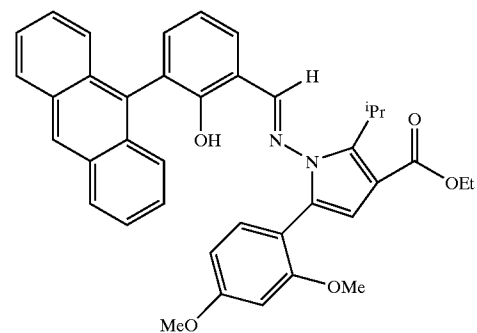
b18



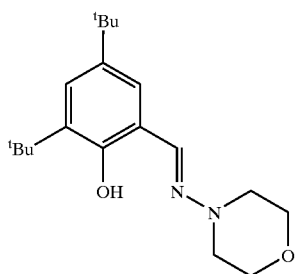
b24



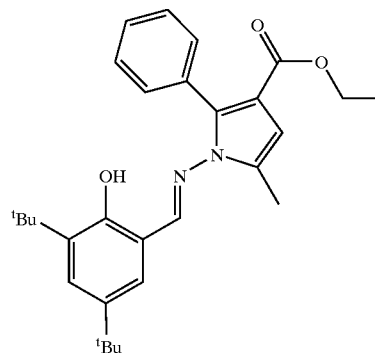
b19



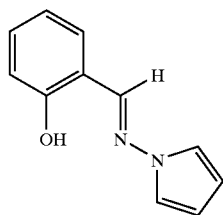
b25



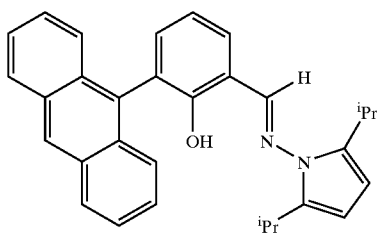
b20



b26



b21



b22

wherein:

$R^{2a-f,x-z}$ are each independently H, hydrocarbyl, substituted hydrocarbyl, heteroatom connected hydrocarbyl, or heteroatom connected substituted hydrocarbyl; R^{2a-f} may also be silyl, boryl, or ferrocenyl; in addition, any two of R^{2a-d} , or R^{2x} and R^{2y} , may be linked by a bridging group;

R^{3a-j} are each independently H, hydrocarbyl, substituted hydrocarbyl, heteroatom connected hydrocarbyl, heteroatom connected substituted hydrocarbyl, fluoroalkyl, silyl, boryl, fluoro, chloro, bromo, cyano, or nitro; in addition, any two of R^{3a-j} may be linked by a bridging group;

R^{4a} and R^{4b} are each independently hydrocarbyl, substituted hydrocarbyl, heteroatom connected hydrocarbyl, or heteroatom connected substituted hydrocarbyl; in addition, R^{4a} and R^{4b} may be linked by a bridging group;

G^1 is hydrocarbyl, substituted hydrocarbyl, heteroatom connected hydrocarbyl, or heteroatom connected substituted hydrocarbyl;

G^1 , C, and N collectively comprise a 5- or 6-membered heterocyclic ring;

G^2 is hydrocarbyl, substituted hydrocarbyl, heteroatom connected hydrocarbyl, or heteroatom connected substituted hydrocarbyl;

G^2 , V^1 , N, and N collectively comprise a 5- or 6-membered heterocyclic ring;

V^1 is CR^{3j} , N, or $PR^{4a}R^{4b}$;

E^1 is O, S, Se, or NR^{2e} ;

E^2 and E^3 are O, S, or NR^{2e} ; and

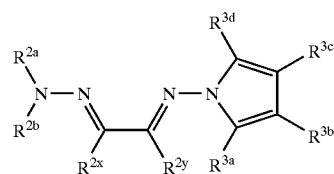
Q is $C-R^{3j}$, $PR^{4a}R^{4b}$, $S(E^2)(NR^{2e}R^{2f})$, or $S(E^2)(E^3R^{2e})$;

provided that the ligand is not of the formula a15.

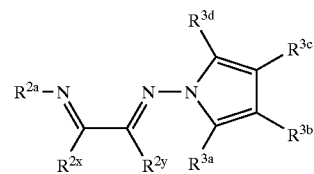
17. A process for the polymerization or oligomerization of olefins, which comprises contacting one or more olefins with the catalyst composition of claim 16.

18. A ligand selected from Set 4:

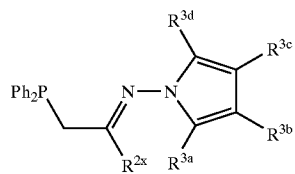
Set 4



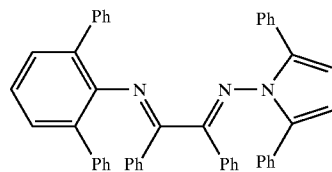
a3



a4

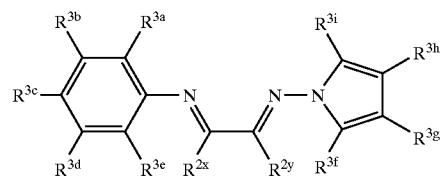


a27

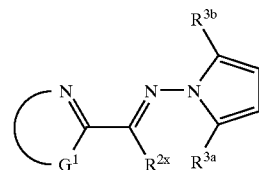


a33

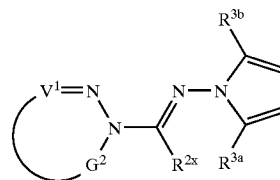
-continued



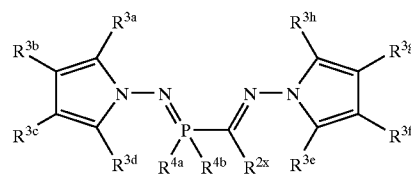
a42



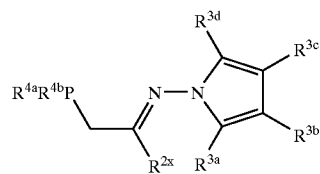
a43



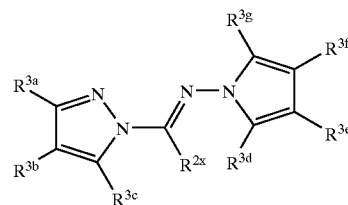
a44



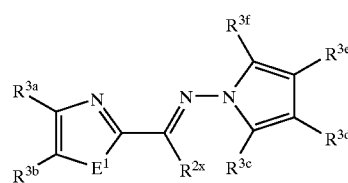
a46



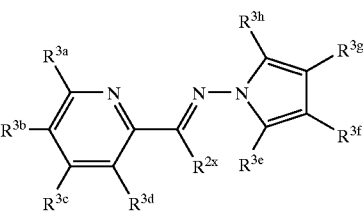
a47



a48

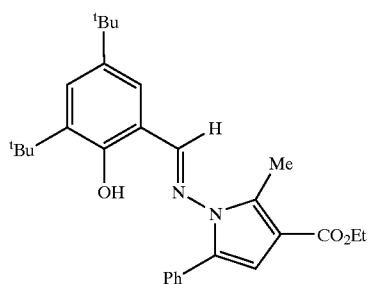
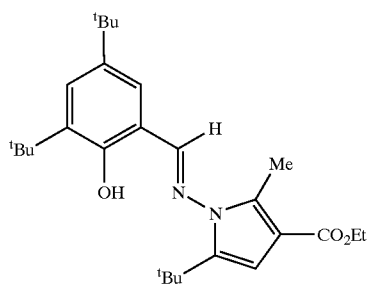
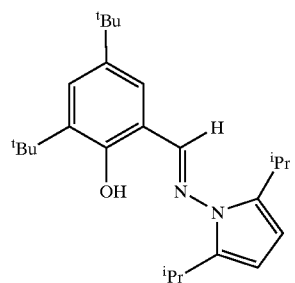
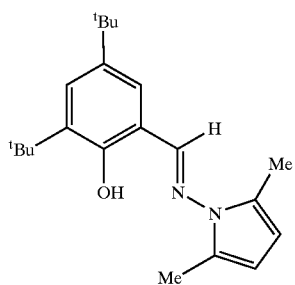
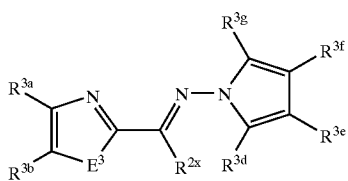
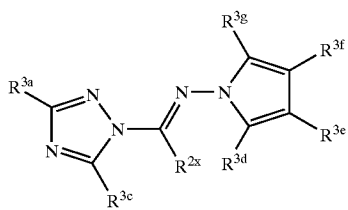


a49



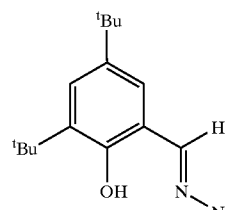
a55

-continued

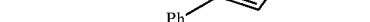


-continued

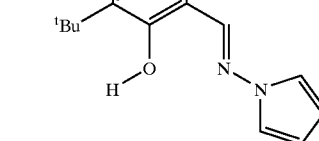
a56



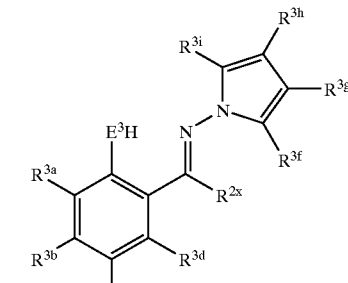
a57



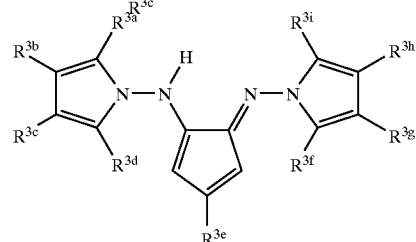
b1



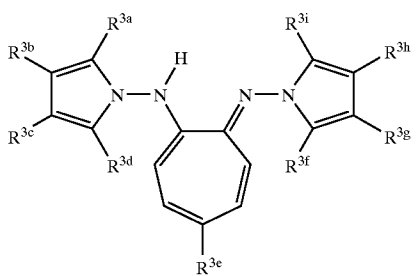
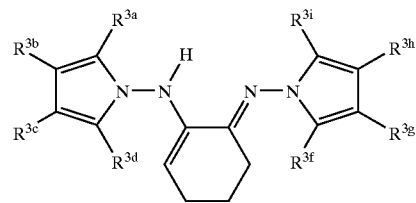
b2



b3



b4



b5

b6

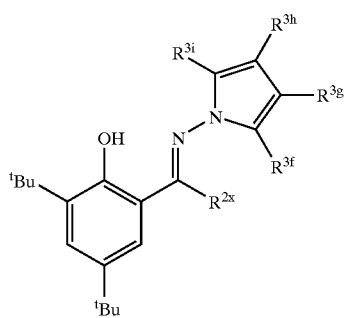
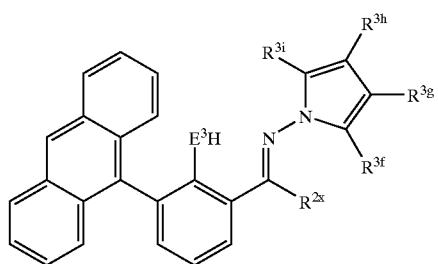
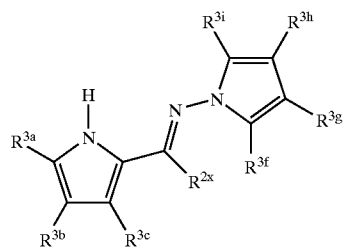
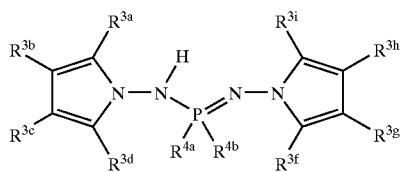
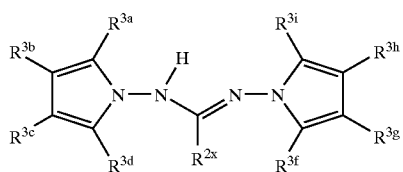
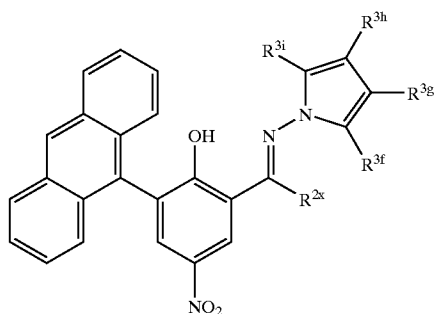
b7

b8

b9

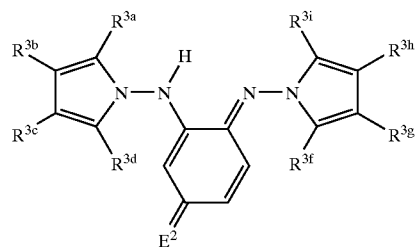
b10

-continued



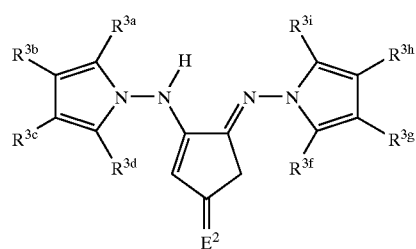
-continued

b11



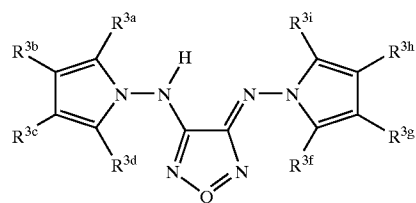
b17

b12



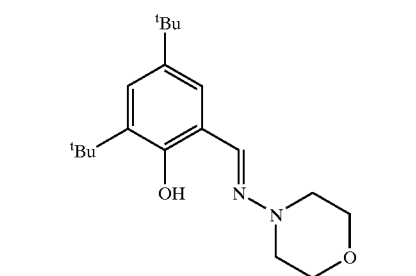
b18

b13



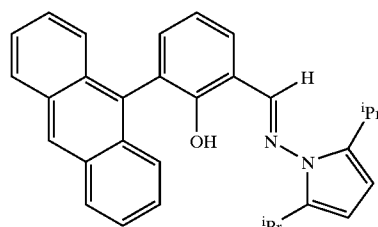
b19

b14



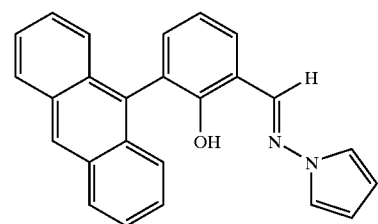
b20

b15



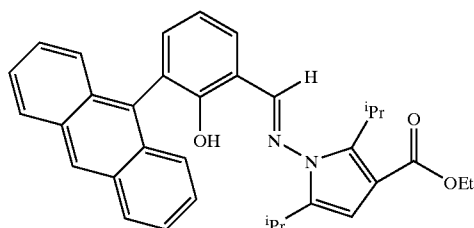
b22

b16

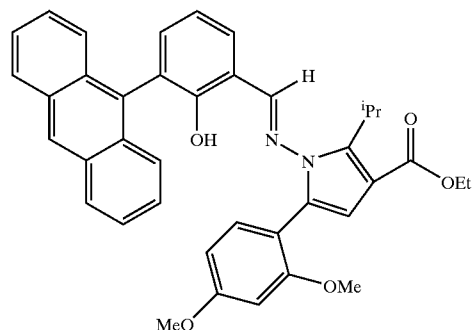


b23

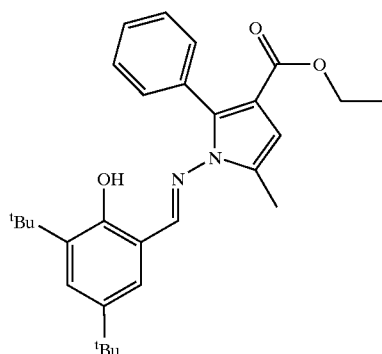
-continued



b24



b25



b26

wherein:

$R^{2a-f,x-z}$ are each independently H, hydrocarbyl, substituted hydrocarbyl, heteroatom connected hydrocarbyl, or heteroatom connected substituted hydrocarbyl; R^{2a-f} may also be silyl, boryl, or ferrocenyl; in addition, any two of R^{2a-d} , or R^{2x} and R^{2y} , may be linked by a bridging group;

R^{3a-j} are each independently H, hydrocarbyl, substituted hydrocarbyl, heteroatom connected hydrocarbyl, heteroatom connected substituted hydrocarbyl, fluoroalkyl, silyl, boryl, fluoro, chloro, bromo, cyano, or nitro; in addition, any two of R^{3a-j} may be linked by a bridging group;

R^{4a} and R^{4b} are each independently hydrocarbyl, substituted hydrocarbyl, heteroatom connected hydrocarbyl, or heteroatom connected substituted hydrocarbyl; in addition, R^{4a} and R^{4b} may be linked by a bridging group;

G^1 is hydrocarbyl, substituted hydrocarbyl, heteroatom connected hydrocarbyl, or heteroatom connected substituted hydrocarbyl;

G^1 , C, and N collectively comprise a 5- or 6-membered heterocyclic ring;

G^2 is hydrocarbyl, substituted hydrocarbyl, heteroatom connected hydrocarbyl, or heteroatom connected substituted hydrocarbyl;

G^2 , V^1 , N, and N collectively comprise a 5- or 6-membered heterocyclic ring;

V^1 is CR^{3j} , N, or $PR^{4a}R^{4b}$;

E^1 is O, S, Se, or NR^{2e} ;

E^2 and E^3 are O, S, or NR^{2e} ; and

Q is $C-R^{3j}$, $PR^{4a}R^{4b}$, $S(E^2)(NR^{2e}R^{2f})$, or $S(E^2)(E^3R^{2e})$;

provided that (i) the ligand is not of the formula a15, (ii) when the ligand is of the formula b7, and E^3 is O, R^{3a-d} are H, and R^{2x} is H, the pyrrolyl group is other than N-carbazolyl, N-(3-phenylindenyl) or unsubstituted N-pyrrolyl, and (iii) when the ligand is of formula a55, it is other than carbazol-9-yl-quinolin-2-ylmethyleneamine.

19. A catalyst composition for the polymerization or oligomerization of olefins, comprising a metal complex ligated by a monoanionic bidentate ligand,

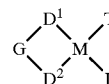
wherein at least one of the donor atoms of the ligand is a nitrogen atom substituted by a 1-pyrrolyl or substituted 1-pyrrolyl group;

wherein the remaining donor atoms of the ligand are selected from the group consisting of C, N, P, As, O, S, and Se; and

wherein the metal in said metal complex is selected from the group consisting of Co, Ni, and Pd.

20. The catalyst composition according to claim 19 wherein said metal is Ni.

21. The catalyst composition according to claim 20, wherein the metal complex is a compound of formula XII:



XII

wherein:

M is nickel;

D^1 , D^2 , and G collectively comprise the monoanionic bidentate ligand;

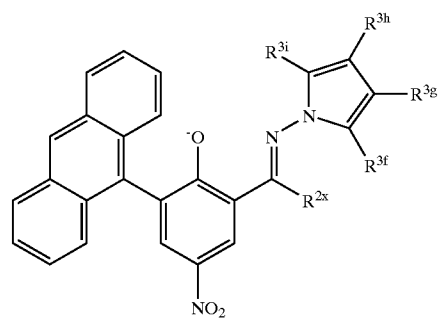
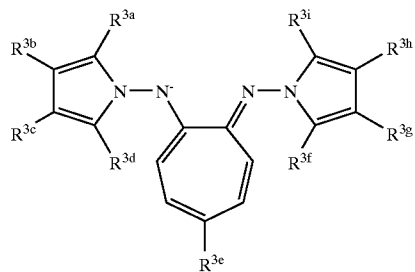
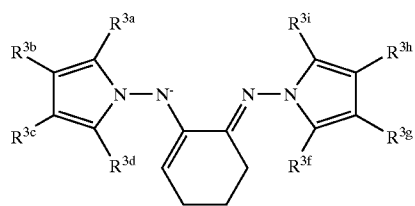
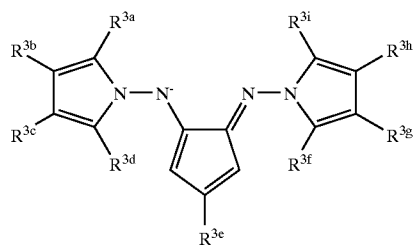
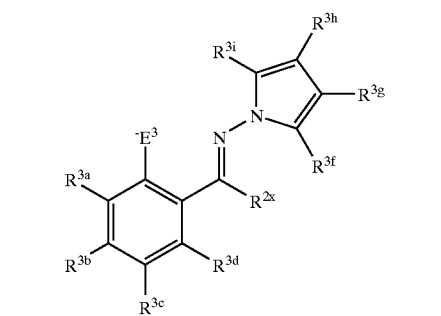
D^1 and D^2 are monodentate donors linked by a bridging group G, wherein at least one of D^1 and D^2 is ligated to the metal M by a nitrogen atom substituted by a 1-pyrrolyl or a substituted 1-pyrrolyl group;

T is H, hydrocarbyl, substituted hydrocarbyl, or other group capable of inserting an olefin; and

L is an olefin or a neutral donor group capable of being displaced by an olefin; in addition, T and L may be taken together to form a π -allyl or π -benzyl group.

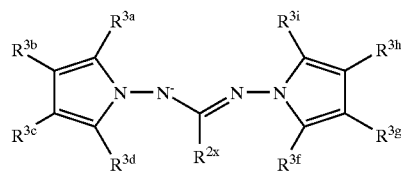
22. The catalyst composition according to claim 21, wherein the monoanionic bidentate ligand is selected from the compounds shown in Set 5, or a tautomer thereof:

Set 5



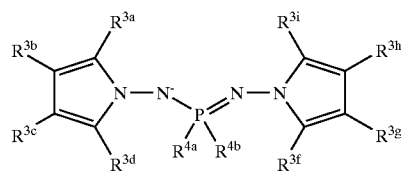
-continued

c1



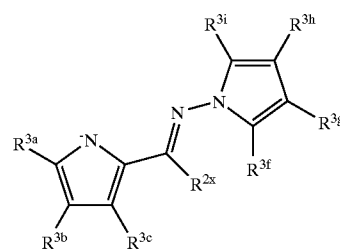
c6

c2



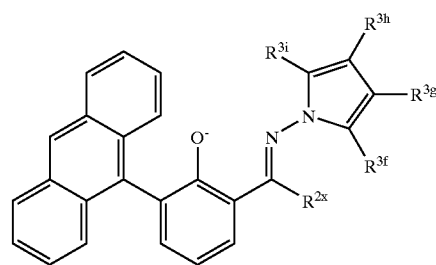
c7

c3



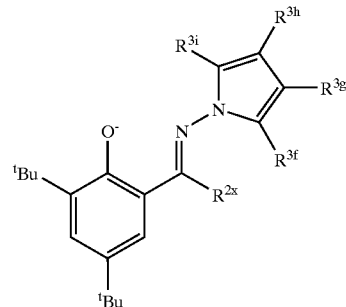
c8

c4



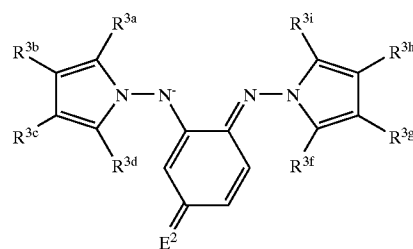
c9

c5

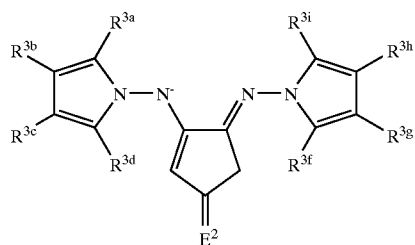


c10

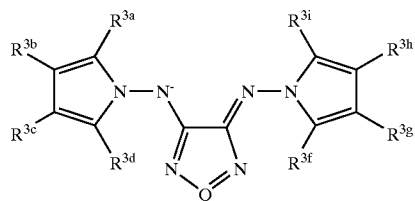
c11



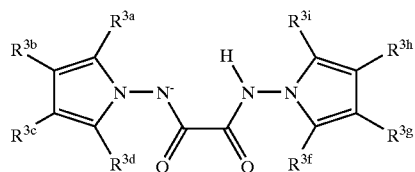
-continued



c12



c13



c14

wherein:

R^{2x-z} are each independently H, hydrocarbyl, substituted hydrocarbyl, heteroatom connected hydrocarbyl, or heteroatom connected substituted hydrocarbyl;

R^{3a-j} are each independently H, hydrocarbyl, substituted hydrocarbyl, heteroatom connected hydrocarbyl, heteroatom connected substituted hydrocarbyl, fluoroalkyl, silyl, boryl, fluoro, chloro, bromo, cyano, or nitro; in addition, any two of R^{3a-j} may be linked by a bridging group;

R^{4a} and R^{4b} are each independently hydrocarbyl, substituted hydrocarbyl, heteroatom connected hydrocarbyl, or heteroatom connected substituted hydrocarbyl; in addition, R^{4a} and R^{4b} may be linked by a bridging group;

E^2 and E^3 are O, S, or NR^{2x} ; and

Q is $C-R^{3j}$, $PR^{4a}R^{4b}$, $S(E^2)(NR^{2y}R^{2z})$, or $S(E^2)(E^3R^{2x})$.

23. The catalyst composition according to claim 22, which is attached to a solid support.

24. A process for the polymerization or oligomerization of olefins, which comprises contacting one or more olefins with the catalyst composition of claim 19.

25. A catalyst composition for the Polymerization or oligomerization of olefins, comprising a metal complex ligated by a neutral tridentate ligand,

wherein at least one of the donor atoms of the ligand is a nitrogen atom substituted by a 1-pyrrolyl or substituted 1-pyrrolyl group;

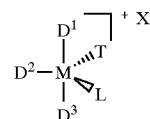
wherein the remaining donor atoms of the ligand are selected from the group consisting of C, N, P, As, O, S, and Se; and

wherein the metal in said metal complex is selected from the group consisting of Mn, Fe, Ru, and Co.

26. The catalyst composition according to claim 25, wherein the metal is Fe or Co.

27. The catalyst composition according to claim 26, wherein the metal complex is a compound of formula XIII:

XIII



wherein:

M is Co or Fe;

D^{1-3} are monodentate donors which are linked by a bridging group or groups to collectively comprise the neutral tridentate ligand, wherein at least one of D^1 , D^2 , and D^3 is ligated to the metal M by a nitrogen atom substituted by a 1-pyrrolyl or a substituted 1-pyrrolyl group;

T is H, hydrocarbyl, substituted hydrocarbyl or other group capable of inserting an olefin;

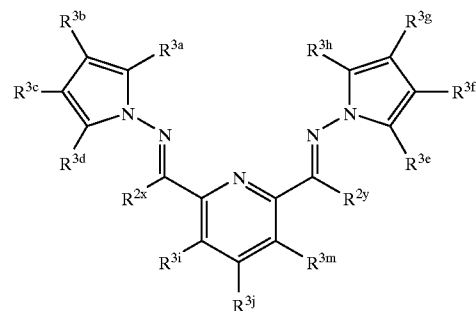
L is an olefin or a neutral donor group capable of being displaced by an olefin;

in addition, T and L may be taken together to form a π -allyl or π -benzyl group; and

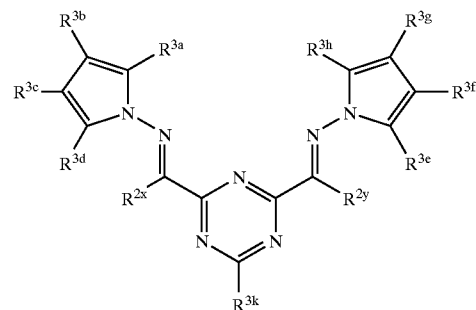
X^- is a weakly coordinating anion.

28. The catalyst composition according to claim 27, wherein the neutral tridentate ligand is selected from Set 6, or a tautomer thereof:

Set 6

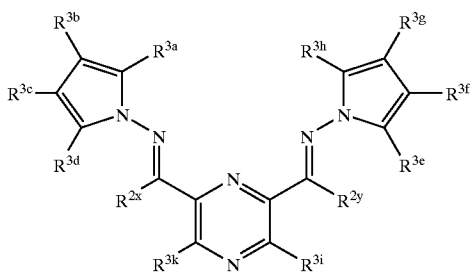


h1

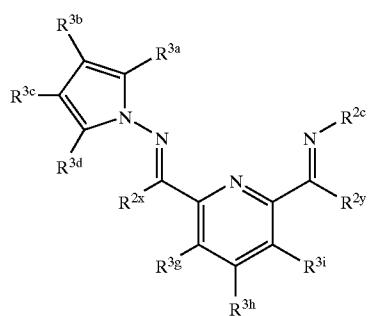


h2

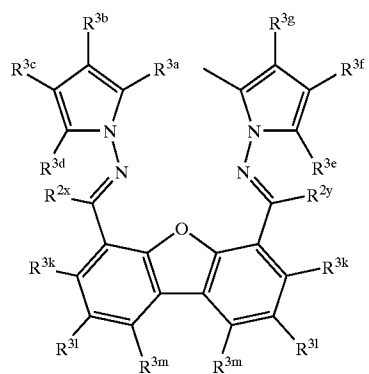
-continued



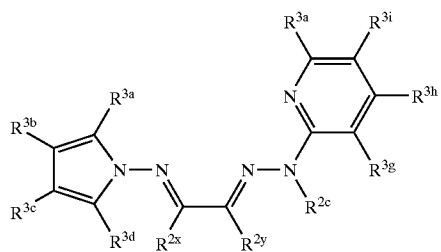
h3



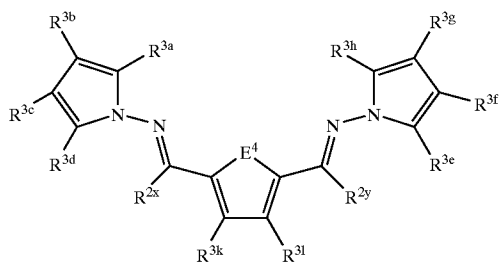
h4



h5

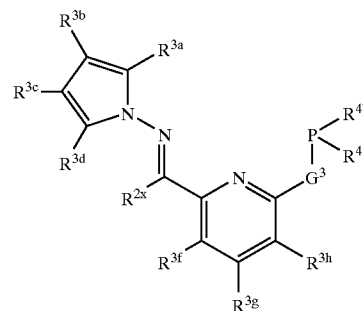


h6

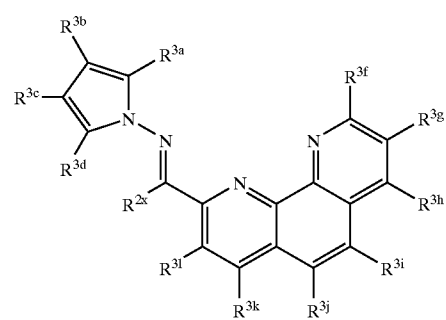


h7

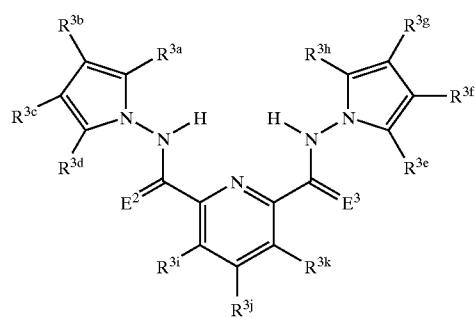
-continued



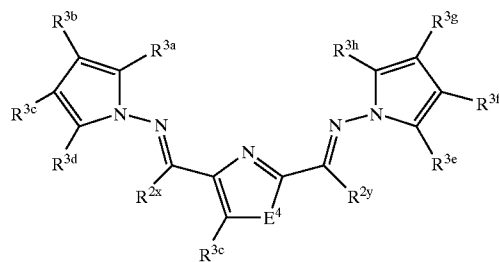
h8



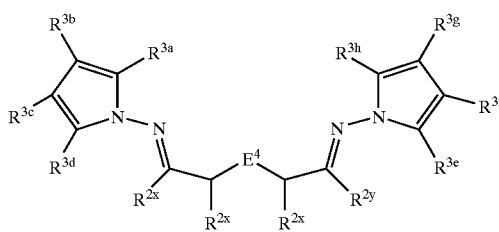
h9



h10

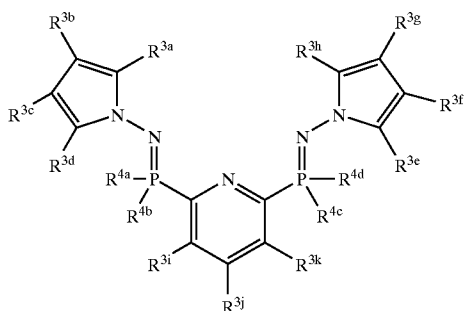


h11



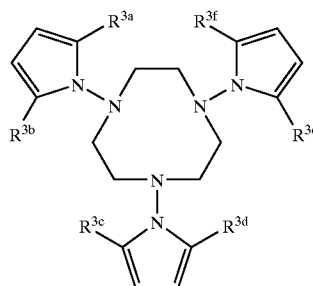
h12

-continued

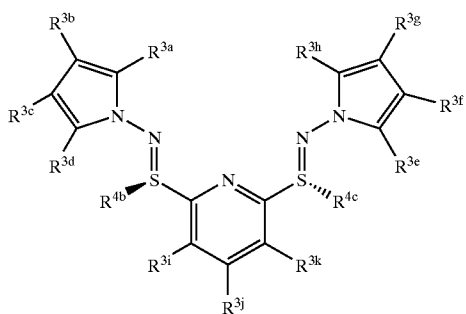


h13

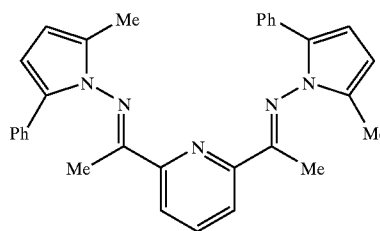
-continued



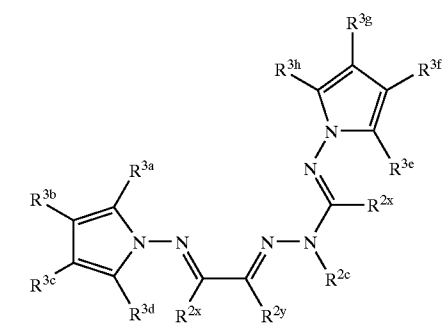
h18



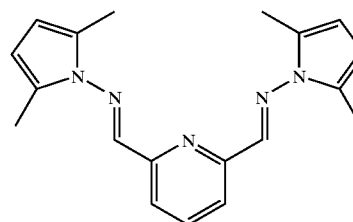
h14



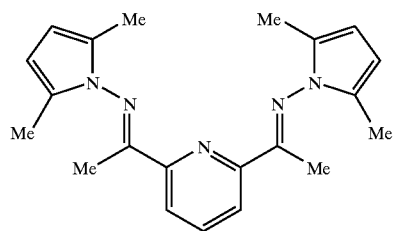
h19



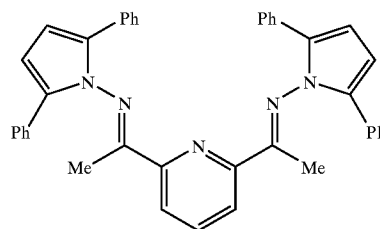
h15



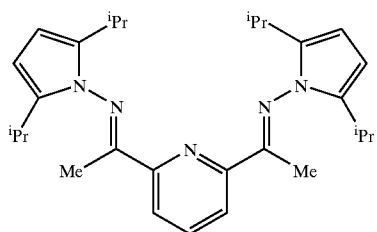
h20



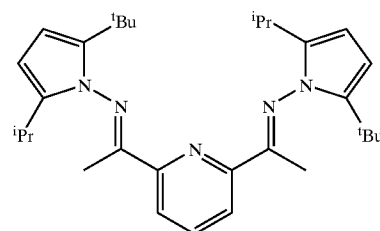
h16



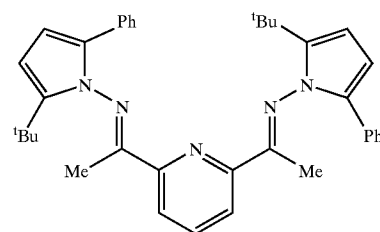
h21



h17

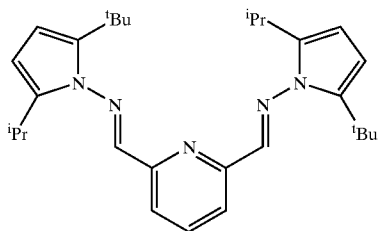


h22

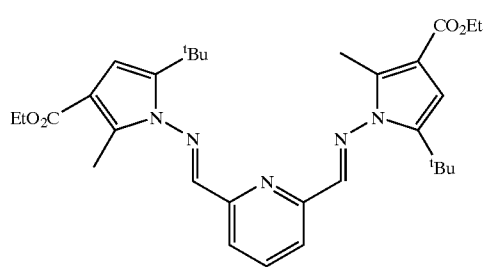


h23

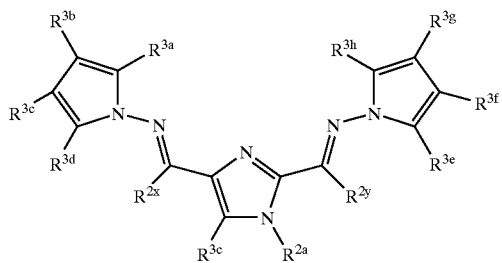
-continued



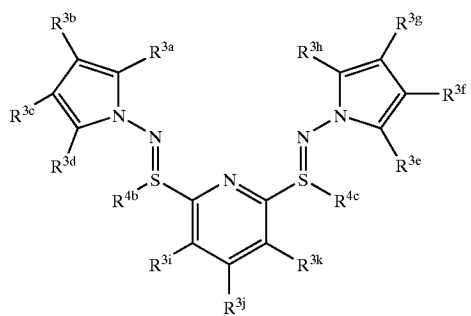
h24



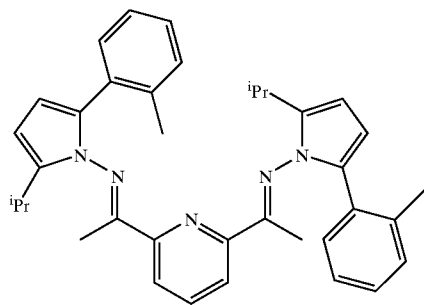
h25



h26

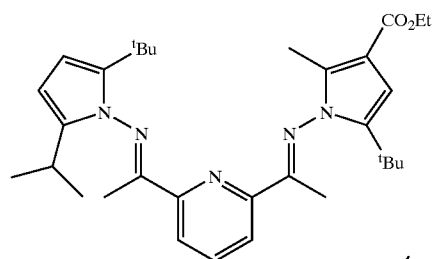


h27

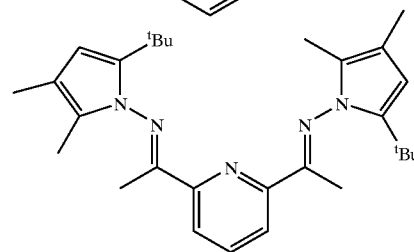


h28

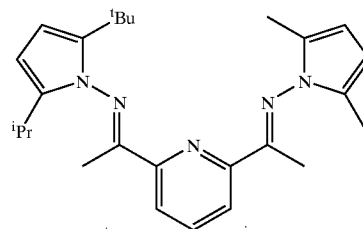
-continued



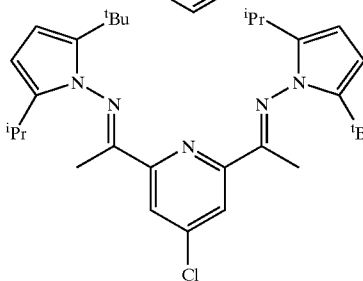
h29



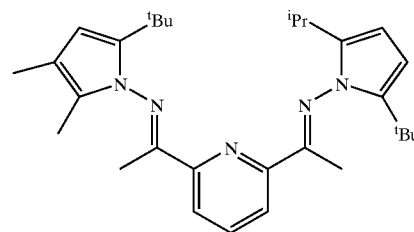
h30



h31



h32



h33

wherein:

$R^{2c,x-z}$ are each independently H, hydrocarbyl, substituted hydrocarbyl, heteroatom connected hydrocarbyl, or heteroatom connected substituted hydrocarbyl; in addition, in the ligand of formula h6, R^{2x} and R^{2y} may be linked by a bridging group;

R^{3a-m} are each independently H, hydrocarbyl, substituted hydrocarbyl, heteroatom connected hydrocarbyl, heteroatom connected substituted hydrocarbyl, fluoroalkyl, silyl, boryl, fluoro, chloro, bromo, cyano, or nitro; in addition, any two of R^{3a-m} may be linked by a bridging group;

R^{4a-d} are each independently hydrocarbyl, substituted hydrocarbyl, heteroatom connected hydrocarbyl, or heteroatom connected substituted hydrocarbyl; in addition, any two of R^{4a-z} may be linked by a bridging group or groups;

G^3 is hydrocarbyl or substituted hydrocarbyl;

E^2 and E^3 are O, S, or Se; and

E^4 is O, S, or Se.

29. The catalyst composition according to claim 25, which is attached to a solid support.

30. The catalyst composition according to claim 29, wherein the solid support is silica.

31. A process for the polymerization or oligomerization of olefins, which comprises contacting one or more olefins with the catalyst composition of claim 25.

32. The process according to claim 31, wherein linear α -olefins are obtained.

33. The process according to claim 31, wherein a poly-olefin wax is obtained.

34. A process for the polymerization of olefins, which comprises contacting one or more olefins with the catalyst composition of claim 29.

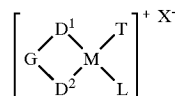
35. A catalyst composition for the polymerization or oligomerization of olefins, comprising a metal complex ligated by a dianionic bidentate ligand,

wherein at least one of the donor atoms of the ligand is a nitrogen atom substituted by a 1-pyrrolyl or substituted 1-pyrrolyl group;

wherein the remaining donor atoms of the ligand are selected from the group consisting of C, N, P, As, O, S, and Se; and

wherein the metal in said metal complex is selected from the group consisting of Ti, Zr, and Hf.

36. The catalyst composition according to claim 35, wherein the metal complex is a compound of formula XIV:



wherein:

M is Zr or Ti;

D^1 , D^2 , and G collectively comprise the dianionic bidentate ligand;

D^1 and D^2 are monodentate donors linked by a bridging group G, wherein at least one of D^1 and D^2 is ligated to the metal M by a nitrogen atom substituted by a 1-pyrrolyl or a substituted 1-pyrrolyl group;

T is H, hydrocarbyl, substituted hydrocarbyl, or other group capable of inserting an olefin;

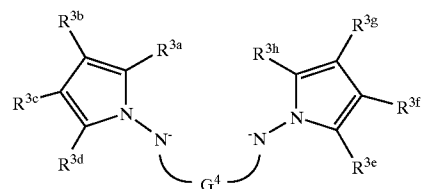
L is an olefin or a neutral donor group capable of being displaced by an olefin;

in addition, T and L may be taken together to form a π -allyl or π -benzyl group; and

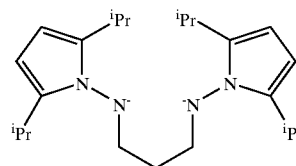
X^- is a weakly coordinating anion.

37. The catalyst composition according to claim 36, wherein the dianionic bidentate ligand is selected from Set 7, or a tautomer thereof:

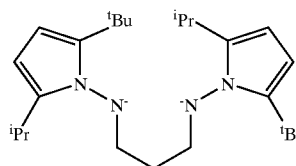
Set 7



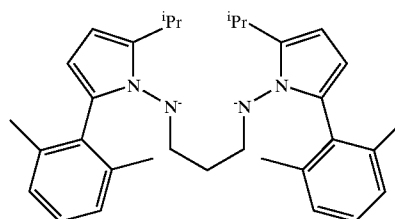
j1



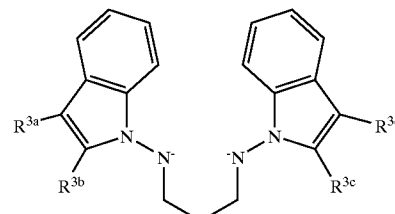
j2



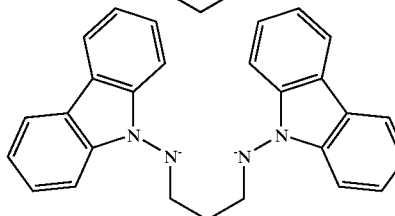
j3



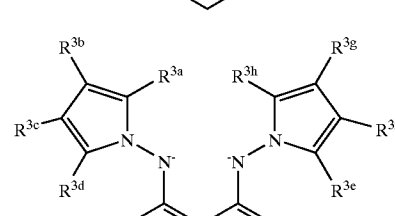
j4



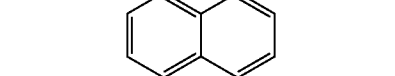
j5



j6



j7



j8

wherein:

R^{3a-h} are each independently H, hydrocarbyl, substituted hydrocarbyl, heteroatom connected hydrocarbyl, heteroatom connected substituted hydrocarbyl, fluoroalkyl, silyl, boryl, fluoro, chloro, bromo, cyano, or nitro; in addition, any two of R^{3a-h} may be linked by a bridging group; and

G^4 is a divalent bridging hydrocarbyl, substituted hydrocarbyl, heteroatom connected hydrocarbyl, or heteroatom connected substituted hydrocarbyl.

38. The catalyst composition according to claim 35, which is attached to a solid support.

39. A process for the polymerization of olefins, which comprises contacting one or more olefins with the catalyst composition of claim 35.

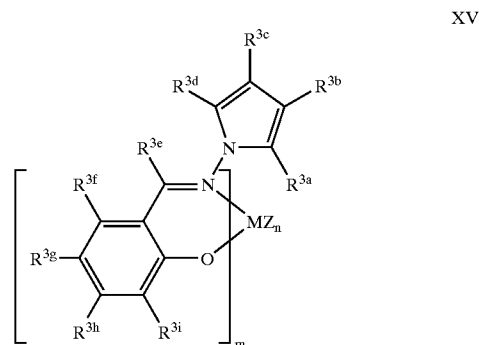
40. A catalyst composition for the polymerization or oligomerization of olefins, comprising a metal complex ligated by a monoanionic bidentate ligand,

wherein at least one of the donor atoms of the ligand is a nitrogen atom substituted by a 1-pyrrolyl or substituted 1-pyrrolyl group;

wherein the remaining donor atoms of the ligand are selected from the group consisting of C, N, P, As, O, S, and Se; and

wherein the metal in said metal complex is selected from the group consisting of Ti, Zr, and Hf.

41. The catalyst composition according to claim 40, wherein the metal complex is a compound of formula XV:



wherein:

M is Ti, Zr, or Hf;

m and n are integers, defined as follows: when M is Ti and m is 1, n is 2 or 3; when M is Ti and m is 2, n is 1 or 2; when M is Zr and m is 1, n is 3; when M is Zr and m is 2, n is 2; when M is Hf, m is 2 and n is 2;

R^{3a-i} are each independently H, hydrocarbyl, substituted hydrocarbyl, heteroatom connected hydrocarbyl, heteroatom connected substituted hydrocarbyl, silyl, boryl, fluoro, chloro, bromo, or nitro, with the proviso that R^{3c} is not halogen or nitro; in addition, any two of R^{3a-i} on the same or different N-pyrrolyliminophenoxide ligand may be linked by a bridging group;

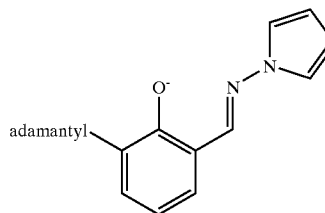
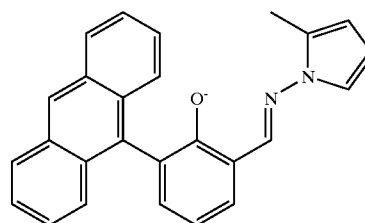
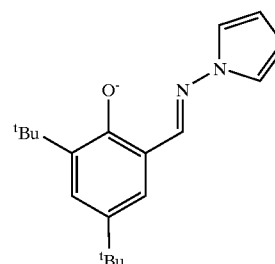
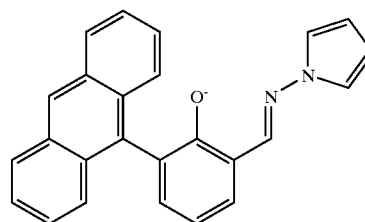
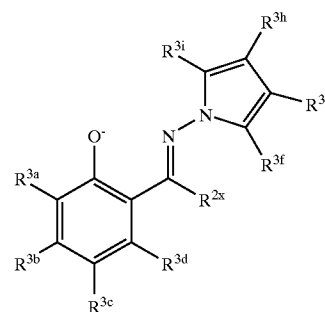
Z is H, halogen, hydrocarbyl, substituted hydrocarbyl, heteroatom connected hydrocarbyl, heteroatom connected substituted hydrocarbyl, silyl, allyl, benzyl, alkoxy, carboxylate, amido, nitro, or trifluoromethane

sulfonyl; each Z may be the same or different and may be taken together to form sulfate, oxalate, or another divalent group; and

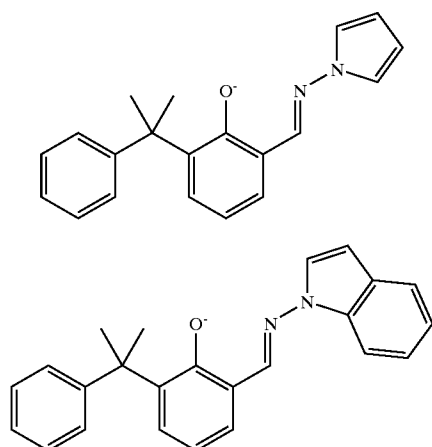
when n is 2 or 3, the metal complex may be a salt, comprising a Ti, Zr, or Hf centered cation with one of the groups Z being a weakly coordinating anion.

42. The catalyst composition according to claim 40, wherein the monoanionic bidentate ligand is selected from Set 8, or a tautomer thereof:

Set 8



-continued



k6

k7

wherein:

R^{2x} is H, hydrocarbyl, substituted hydrocarbyl, heteroatom connected hydrocarbyl, or heteroatom connected substituted hydrocarbyl; and

$R^{3a-d,f-i}$ are each independently H, hydrocarbyl, substituted hydrocarbyl, heteroatom connected hydrocarbyl, heteroatom connected substituted hydrocarbyl, fluoroalkyl, silyl, boryl, fluoro, chloro, bromo, cyano, or nitro; in addition, any two of $R^{3a-d,f-i}$ may be linked by a bridging group.

43. The catalyst composition according to claim 42, which is attached to a solid support.

44. A process for the polymerization of olefins, which comprises contacting one or more olefins with the catalyst composition of claim 40.

45. A catalyst composition for the polymerization or oligomerization of olefins, comprising a metal complex ligated by a monodentate dianionic ligand,

wherein at least one of the donor atoms of the ligand is a nitrogen atom substituted by a 1-pyrrolyl or substituted 1-pyrrolyl group;

wherein the remaining donor atoms of the ligand are selected from the group consisting of C, N, P, As, O, S, and Se; and

wherein the metal in said metal complex is selected from the group consisting of Cr, Mo, and W.

46. The catalyst composition according to claim 45, wherein the metal complex is a compound of formula XVI:



XVI

wherein:

M is Cr, Mo, or W;

D^1 and D^2 are monodentate dianionic ligands that may be linked by a bridging group to collectively comprise a bidentate tetraanionic ligand;

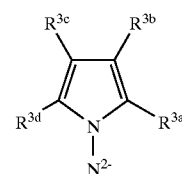
Z^{1a} and Z^{1b} are each, independently H, halogen, hydrocarbyl, substituted hydrocarbyl, heteroatom connected

hydrocarbyl, heteroatom connected substituted hydrocarbyl, silyl, allyl, benzyl, alkoxy, carboxylate, amido, nitro, trifluoromethanesulfonyl, or may be taken together to form sulfate, oxalate, or another divalent group; and wherein

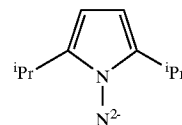
the metal complex may be a salt, comprising a Cr, Mo, or W centered cation with one of Z^{1a} and Z^{1b} being a weakly coordinating anion.

47. The catalyst composition according to claim 46, wherein the metal is Cr and the monodentate dianionic ligand is selected from Set 9, or a tautomer thereof:

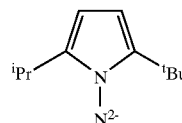
Set 9



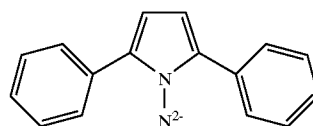
I1



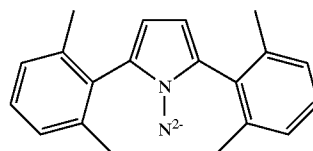
I2



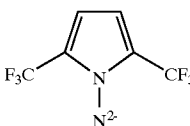
I3



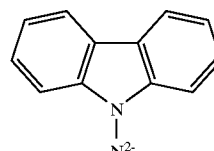
I4



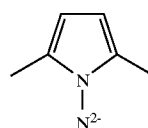
I5



I6

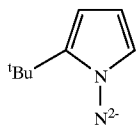


I7



I8

-continued



19

wherein:

R^{3a-d} are each independently H, hydrocarbyl, substituted hydrocarbyl, heteroatom connected hydrocarbyl, heteroatom connected substituted hydrocarbyl, fluoroalkyl, silyl, boryl, fluoro, chloro, bromo, cyano, or nitro; in addition, any two of R^{3a-d} may be linked by a bridging group.

48. The catalyst composition according to claim 47, which is attached to a solid support.

49. A process for the polymerization or oligomerization of olefins, which comprises contacting one or more olefins with the catalyst composition of claim 45.

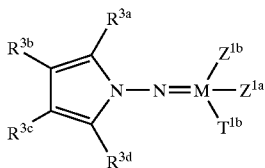
50. A catalyst composition for the polymerization or oligomerization of olefins, comprising a metal complex ligated by a monodentate dianionic ligand,

wherein at least one of the donor atoms of the ligand is a nitrogen atom substituted by a 1-pyrrolyl or substituted 1-pyrrolyl group:

wherein the remaining donor atoms of the ligand are selected from the group consisting of C, N, P, As, O, S, and Se; and

wherein the metal in said metal complex is selected from the group consisting of V, Nb, and Ta.

51. The catalyst composition according to claim 50, wherein the metal complex is a compound of formula XVII:



XVII

wherein:

M is V, Nb, or Ta;

R^{3a-d} are each independently H, hydrocarbyl, substituted hydrocarbyl, heteroatom connected hydrocarbyl, heteroatom connected substituted hydrocarbyl, silyl, boryl, fluoro, chloro, bromo, or nitro; in addition, any two of R^{3a-d} may be linked by a bridging group;

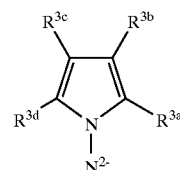
T^{1b} is hydrocarbyl, substituted hydrocarbyl, heteroatom connected hydrocarbyl, heteroatom connected substituted hydrocarbyl, cyclopentadienyl, substituted cyclopentadienyl, N(hydrocarbyl)₂, O(hydrocarbyl), or halide; in addition, R^{3a-3d} and T^{1b} may be linked by a bridging group to form a bidentate or multidentate ligand;

Z^{1a} and Z^{1b} are each, independently H, halogen, hydrocarbyl, substituted hydrocarbyl, heteroatom connected hydrocarbyl, heteroatom connected substituted hydrocarbyl, silyl, allyl, benzyl, alkoxy, carboxylate, amido, nitro, trifluoromethane sulfonyl, or may be taken together to form sulfate, oxalate, or another divalent group; and

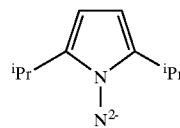
the metal complex may be a salt, comprising a V, Nb, or Ta centered cation with one of Z^{1a} and Z^{1b} being a weakly coordinating anion.

52. The catalyst composition according to claim 51, wherein the monodentate dianionic ligand is selected from Set 10, or a tautomer thereof, and T^{1b} is a N(hydrocarbyl)₂ group:

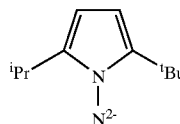
Set 10



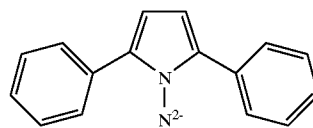
I1



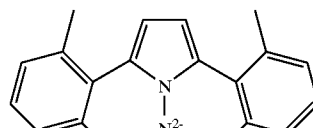
I2



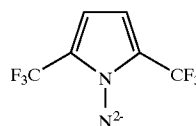
I3



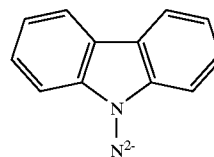
I4



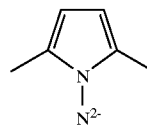
I5



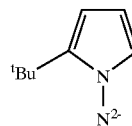
I6



I7



I8



I9

wherein:

R^{3a-d} are each independently H, hydrocarbyl, substituted hydrocarbyl, heteroatom connected hydrocarbyl, heteroatom connected substituted hydrocarbyl, fluoroalkyl, silyl, boryl, fluoro, chloro, bromo, cyano, or nitro; in addition, any two of R^{3a-d} may be linked by a bridging group.

53. The catalyst composition according to claim 52, wherein M is V.

54. The catalyst composition according to claim 50, which is attached to a solid support.

55. A process for the polymerization of olefins, which comprises contacting one or more olefins with the catalyst composition of claim 50.

56. A catalyst composition for the Polymerization or oligomerization of olefins, comprising a metal complex ligated by a mono- or dianionic ligand comprising a nitrogen donor substituted by a 1-pyrrolyl or substituted 1-pyrrolyl group,

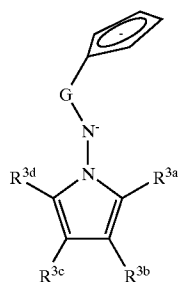
wherein said nitrogen donor is linked by a bridging group to a cyclopentadienyl, phosphacyclopentadienyl, pentadienyl, 6-oxacyclohexadienyl, or borataaryl group which is also ligated to the metal in said metal complex;

wherein the remaining donor atoms of the ligand are selected from the group consisting of C, N, P, As, O, S, and Se; and

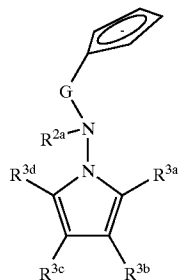
wherein the metal in said metal complex is selected from the group consisting of Ti, Zr, and Hf.

57. The catalyst composition according to claim 56, wherein the mono- or dianionic ligand is selected from Set 11, or a tautomer thereof:

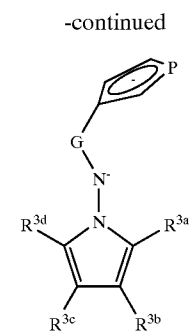
Set 11



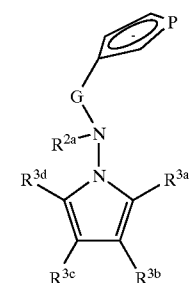
n1



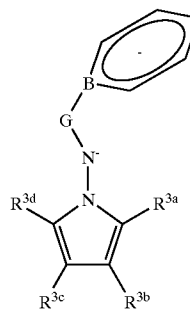
n2



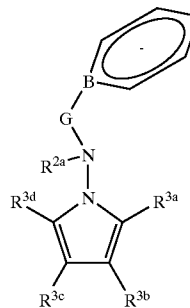
n3



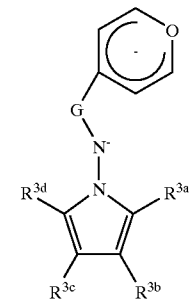
n4



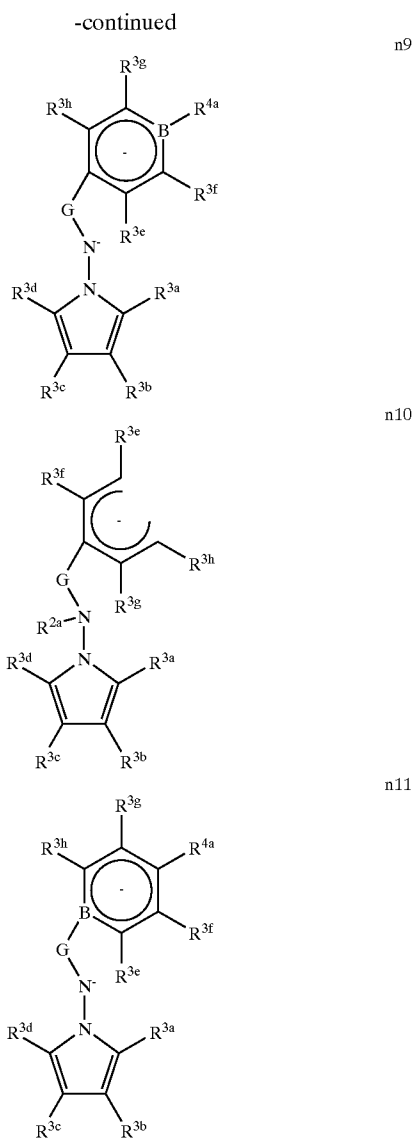
n5



n6



n7



wherein:

R^{2a} is H, hydrocarbyl, substituted hydrocarbyl, heteroatom connected hydrocarbyl, heteroatom connected substituted hydrocarbyl, silyl, boryl, or ferrocenyl;

R^{3a-i} are each independently H, hydrocarbyl, substituted hydrocarbyl, heteroatom connected hydrocarbyl, heteroatom connected substituted hydrocarbyl, fluoroalkyl, silyl, boryl, fluoro, chloro, bromo, cyano, or nitro; in addition, any two of R^{3a-i} may be linked by a bridging group;

R^{4a} is hydrocarbyl, substituted hydrocarbyl, heteroatom connected hydrocarbyl, or heteroatom connected substituted hydrocarbyl; and

G is a divalent bridging hydrocarbyl, substituted hydrocarbyl, silyl, heteroatom connected hydrocarbyl, or heteroatom connected substituted hydrocarbyl.

58. The catalyst composition according to claim 56, which is attached to a solid support.

59. A process for the polymerization of olefins, which comprises contacting one or more olefins with the catalyst composition of claim 56.

60. A process for the polymerization or oligomerization of olefins, comprising contacting a Group 8-10 transition metal catalyst composition with one or more olefins, wherein said catalyst composition exhibits improved thermal stability, wherein said metal complex comprises a bidentate or variable denticity ligand comprising one or two nitrogen donor atom or atoms substituted by an aromatic or heteroaromatic ring, and wherein the ortho positions of said ring are substituted by groups other than H or alkyl; provided that at least one of the ortho positions of at least one of said aromatic or heteroaromatic rings is substituted by an aryl or heteroaryl group.

61. A process for the polymerization or oligomerization of olefins, comprising contacting a Group 8-10 transition metal catalyst composition with one or more olefins, wherein said catalyst composition exhibits improved stability in the presence of an amount of hydrogen effective to achieve chain transfer, wherein said metal complex comprises a bidentate or variable denticity ligand comprising one or two nitrogen donor atom or atoms substituted by an aromatic or heteroaromatic ring, and wherein the ortho positions of said ring are substituted by groups other than H or alkyl.

62. A process for the polymerization or oligomerization of olefins, comprising contacting a Group 8-10 transition metal catalyst composition with one or more olefins, wherein said catalyst composition exhibits either improved thermal stability, or exhibits improved stability in the presence of an amount of hydrogen effective to achieve chain transfer, or both, wherein said metal complex comprises a bidentate or variable denticity ligand comprising one or two nitrogen donor atom or atoms substituted by an aromatic or heteroaromatic ring, wherein at least one of the ortho positions of at least one of said aromatic or heteroaromatic rings is substituted by an aryl or heteroaryl group which is capable of reversibly forming an agostic bond to said Group 8-10 transition metal under olefin polymerization reaction conditions.

63. A process for the polymerization or oligomerization of olefins, comprising contacting a Group 8-10 transition metal catalyst composition with one or more olefins, wherein said catalyst composition exhibits either improved thermal stability, or exhibits improved stability in the presence of an amount of hydrogen effective to achieve chain transfer, or both, wherein said composition comprises a bidentate or variable denticity ligand comprising one or two nitrogen donor atom or atoms substituted by an aromatic or heteroaromatic ring, wherein the ortho positions of said ring are substituted by groups other than H or alkyl; provided that at least one of the ortho positions of at least one of said aromatic or heteroaromatic ring is substituted by an aryl or heteroaryl group.

64. The process according to claim 60, wherein the ortho positions of said ring are substituted by aryl or heteroaryl groups.

65. The process according to claim 60, wherein the half-life for thermal decomposition is greater than 10 min in solution at 60° C., 200 psig ethylene, and the average apparent catalyst activity of said catalyst is greater than 100,000 mol C₂H₄/mol catalyst/h.

66. The process according to claim 65, wherein the half-life for thermal decomposition is greater than 20 minutes, and the average apparent catalyst activity of said catalyst is greater than 1,000,000 mol C₂H₄/mol catalyst/h.

67. The process according to claim 65, wherein the half-life for thermal decomposition of said catalyst is greater than 30 min.

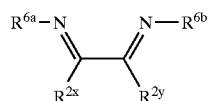
68. The process according to claim 60, wherein the half-life for thermal decomposition is greater than 5 min in solution at 80° C., 200 psig ethylene, and the average apparent catalyst activity of said catalyst is greater than 100,000 mol C₂H₄/mol catalyst/h.

69. The process according to claim 60, wherein the process temperature is between about 60 and about 150° C.

70. The process according to claim 69, wherein the process temperature is between about 100 and about 150° C.

71. The process according to claim 60, wherein the bidentate or variable denticity ligand is selected from Set 12:

Set 12



u1

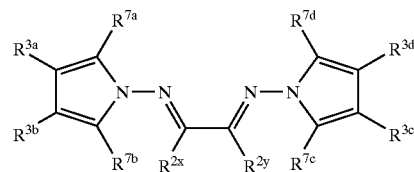
wherein:

R^{6a} and R^{6b} are each independently an aromatic or heteroaromatic ring wherein the ortho positions of said ring are substituted by groups other than H or alkyl; provided that at least one of the ortho positions of at least one of said aromatic or heteroaromatic rings is substituted by an aryl or heteroaryl group;

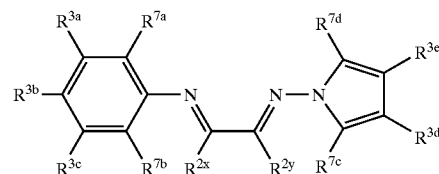
and R^{2x} and R^{2y} are each independently H, hydrocarbyl, substituted hydrocarbyl, heteroatom connected hydrocarbyl, or heteroatom connected substituted hydrocarbyl, and may be linked by a bridging group.

72. The process according to claim 71, wherein the Group 8-10 transition metal is nickel and the bidentate or variable denticity ligand is selected from Set 13:

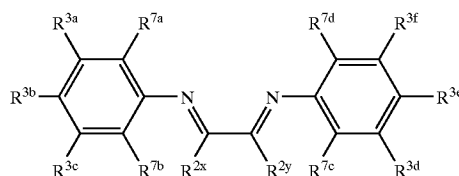
Set 13



u2



u3



u4

wherein:

R^{7a-d} are groups other than H or alkyl; provided that at least one of R^{7a-d} is an aryl or heteroaryl group;

R^{2x} and R^{2y} are each independently H, hydrocarbyl, substituted hydrocarbyl, heteroatom connected hydrocarbyl, or heteroatom connected substituted hydrocarbyl, and may be linked by a bridging group; and

R^{3a-f} are each independently H, hydrocarbyl, substituted hydrocarbyl, heteroatom connected hydrocarbyl, heteroatom connected substituted hydrocarbyl, fluoroalkyl, silyl, boryl, fluoro, chloro, bromo, cyano, or nitro; in addition, any two of R^{3a-f} may be linked by a bridging group.

73. The process according to claim 72, wherein the composition is attached to a solid support.

74. The process according to claim 73, wherein the process temperature is between about 60 and about 100° C.

* * * * *