

No. 777,622.

PATENTED DEC. 13, 1904.

A. B. & H. L. FROST & A. ROBERTSON.

BARBED WIRE FOR FENCES.

APPLICATION FILED JUNE 8, 1903.

NO MODEL.

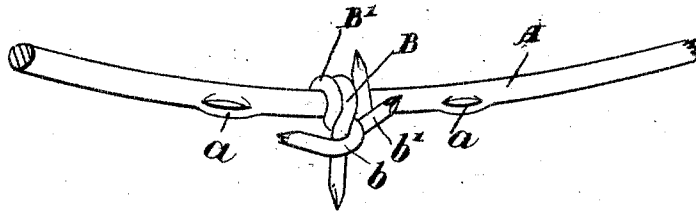


Fig. 1.

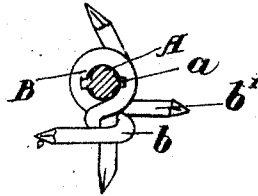


Fig. 2.

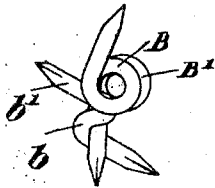


Fig. 5.

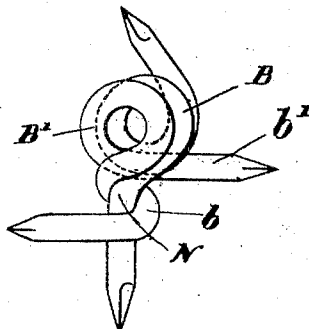


Fig. 3.




Fig. 4.

Witnesses.

E. B. Sheffield
Attest

Inventors

A. B. Frost
H. L. Frost
by *A. Robertson*
Attest B. H. Robertson
Atty

UNITED STATES PATENT OFFICE.

ARTHUR BRAZILLA FROST, OF CLEVELAND, OHIO, AND HARRY LOUIS FROST AND ALEXANDER ROBERTSON, OF WELLAND, CANADA.

BARBED WIRE FOR FENCES.

SPECIFICATION forming part of Letters Patent No. 777,622, dated December 13, 1904.

Application filed June 6, 1903. Serial No. 160,366. (No model.)

To all whom it may concern:

Be it known that we, ARTHUR BRAZILLA FROST, manufacturer, of the city of Cleveland, in the county of Cuyahoga, State of Ohio, and HARRY LOUIS FROST, manufacturer, and ALEXANDER ROBERTSON, machinist, of the town of Welland, in the county of Welland, in the Province of Ontario, Canada, have invented certain new and useful Improvements in Barbed Wire for Fences, of which the following is the specification.

Our invention relates to improvements in barbed wire for fences; and the object of the invention is to devise a barb and means for holding it from longitudinal displacement on the strand which will not be liable to injure animals by contact therewith; and it consists, essentially, of a double barb made of two pieces of wire interlocked and formed with a central hole, so that they will readily turn on the supporting-wire, such wire being swaged on each side of the barb, so as to prevent the longitudinal displacement, as hereinafter explained.

Figure 1 is a perspective view of portion of a strand of a fence, showing our improved barb and means for holding the same in place. Fig. 2 is a cross-section. Fig. 3 is an enlarged detail of the barb from the one end. Fig. 4 is an enlarged detail from the opposite end. Fig. 5 is a view from the opposite side to that shown in Fig. 1.

In the drawings like letters of reference indicate corresponding parts in each figure.

A is the main strand of wire, which is provided with projections *a*, swaged or otherwise pressed out of the bottom of the barb, as indicated.

B B' is the double barb. The portion B is provided with a barb at each end and passes intermediate of its length circularly, so as to form a central hole, being separated intermediate of its length, so as to pass to a position diametrically opposite where the opposite point ends. The coil thus formed is separated intermediate of its length laterally. Into the space so formed extends the portion B', which is provided with a barb at each end, such portion B' passing around the

wire and to the outside of the circular part of the main portion B when it is twisted around the portion N at *b* and passes then outwardly crosswise to the barbed end *b'*, the pointed end of the portion B' being substantially at right angles to the barb of the portion B, which it straddles. It will thus be seen that the two wires or portions B and B', forming the double or really four-pointed barb, are interlocked and form a central opening B², through which the wire extends.

The barbs may be formed separately from the main wire A and placed thereupon and the projections *a* afterward formed, or the barbs may be formed upon the main wire A, as may be desired and found most convenient.

The main object of our invention is to produce a barb which when an animal comes up against it will recede or revolve on the main wire. The barb will prick the animal; but instead of having a tendency to tear the animal in its endeavors to get away it will partially rotate or give and free itself from the hide of the animal, and thereby not be liable to inflict a severe flesh wound.

In every case the barbs will have a tendency to recede from the animal, although they will punish him sufficiently to make him keep away from it.

We preferably use our barb on a coiled-wire strand, the pitch of which is of course very great.

What we claim as our invention is—

1. In a barbed wire, the combination with the main wire, of the portions B and B', the portion B passing around the wire in a coil and having the points oppositely set and the coil slightly separated, and the portion B' fitting into the separation between the coil and passing around the wire and twisted around one pointed end, the points of portion B' being substantially at right angles to the points of the portion B as and for the purposes specified.

2. A double barb comprising the portions B and B', the portion B being formed with a coil intermediate of its length slightly separated, and the portion B' being formed with a coil intermediate of its length partially inserted in the separation of the aforesaid coil,

and having one end embracing one pointed end of the portion B, the points of the portions B and B' being substantially at right angles to one another as and for the purpose
5 specified.

3. In a barbed wire, the combination with the main wire, of the portions B B', the portion B being coiled around the main wire and having its convolutions slightly separated, and
10 the portion B' passing around the wire and fitting into the separation between said con-

volutions and twisted around one end of the portion B, the points of both portions being arranged at different angles, as and for the purpose specified.

ARTHUR BRAZILLA FROST.
HARRY LOUIS FROST.
ALEXANDER ROBERTSON.

Witnesses:

MARGARET SMITH,
CLARENCE MORIN.