



US00D607040S

(12) **United States Design Patent**
Rohrbach

(10) **Patent No.:** **US D607,040 S**

(45) **Date of Patent:** **** Dec. 29, 2009**

(54) **EYEGLASS**

(75) Inventor: **Tobin A. Rohrbach**, Camarillo, CA (US)

(73) Assignee: **Oakley, Inc.**, Foothill Ranch, CA (US)

(**) Term: **14 Years**

(21) Appl. No.: **29/314,306**

(22) Filed: **Mar. 20, 2009**

(51) **LOC (9) Cl.** **16-06**

(52) **U.S. Cl.** **D16/326**

(58) **Field of Classification Search** D16/101,
D16/300-342; D29/109-110; D24/110.2;
351/41, 44, 51-52, 62, 158, 92, 103-123,
351/140, 153, 45-46; 2/426-432, 447-449,
2/441, 434-437, 13, 15; D21/483, 659-661

See application file for complete search history.

(56) **References Cited**

U.S. PATENT DOCUMENTS

D192,884 S	5/1962	Petitto	
D192,885 S	5/1962	Petitto	
D202,658 S	10/1965	Petitto	
D204,812 S	5/1966	Shindler	
D210,418 S	3/1968	Bloch	
D264,094 S	4/1982	Morris	
D363,504 S	10/1995	Arnette	
D372,726 S	8/1996	Simioni	
D380,766 S	7/1997	Simioni	
D392,307 S	3/1998	Wilson	
D399,238 S	10/1998	Simioni	
D399,239 S	10/1998	Jannard et al.	
D400,230 S	10/1998	Arnette	
D424,598 S	* 5/2000	Simioni	D16/326
D455,169 S	* 4/2002	Bonnemere	D16/326
D461,834 S	8/2002	Jannard et al.	
D470,167 S	2/2003	Jannard et al.	
D488,499 S	4/2004	Mage	

D500,781 S	1/2005	Mage	
D505,151 S	5/2005	Windham	
D534,573 S	1/2007	Mage	
D534,942 S	1/2007	Lynch	
D539,833 S	4/2007	Chuang	
D540,370 S	4/2007	Sheldon	
D545,348 S	* 6/2007	Chen et al.	D16/326
D547,793 S	7/2007	Baden et al.	
D550,755 S	* 9/2007	Fuchs	D16/335
D550,758 S	* 9/2007	Cheng	D16/325
D558,816 S	1/2008	Yee	
D561,812 S	2/2008	Fox et al.	
D568,371 S	* 5/2008	Chen	D16/323
D570,900 S	* 6/2008	Markovitz	D16/327
D572,749 S	7/2008	Yee	
D575,323 S	* 8/2008	Jannard et al.	D16/335
D580,475 S	* 11/2008	Markovitz et al.	D16/326
D581,449 S	* 11/2008	Yee	D16/326
D584,335 S	* 1/2009	Baden et al.	D16/326
D590,869 S	* 4/2009	Yang	D16/326

* cited by examiner

Primary Examiner—Raphael Barkai

(74) *Attorney, Agent, or Firm*—Gregory K. Nelson

(57) **CLAIM**

The ornamental design for an eyeglass, as shown and described.

DESCRIPTION

FIG. 1 is a front perspective view of the eyeglass of the present invention;

FIG. 2 is a front elevational view thereof;

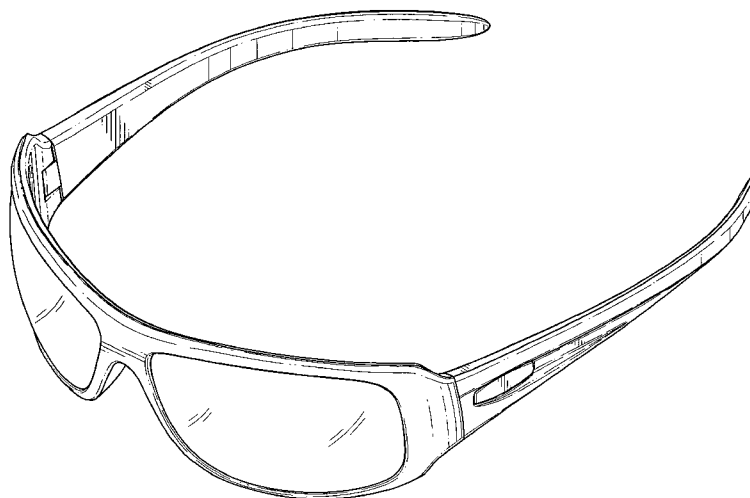
FIG. 3 is a rear elevational view thereof;

FIG. 4 is a left-side elevational view thereof, the right-side elevational view being a mirror image thereof;

FIG. 5 is a top plan view thereof; and,

FIG. 6 is a bottom plan view thereof.

1 Claim, 5 Drawing Sheets



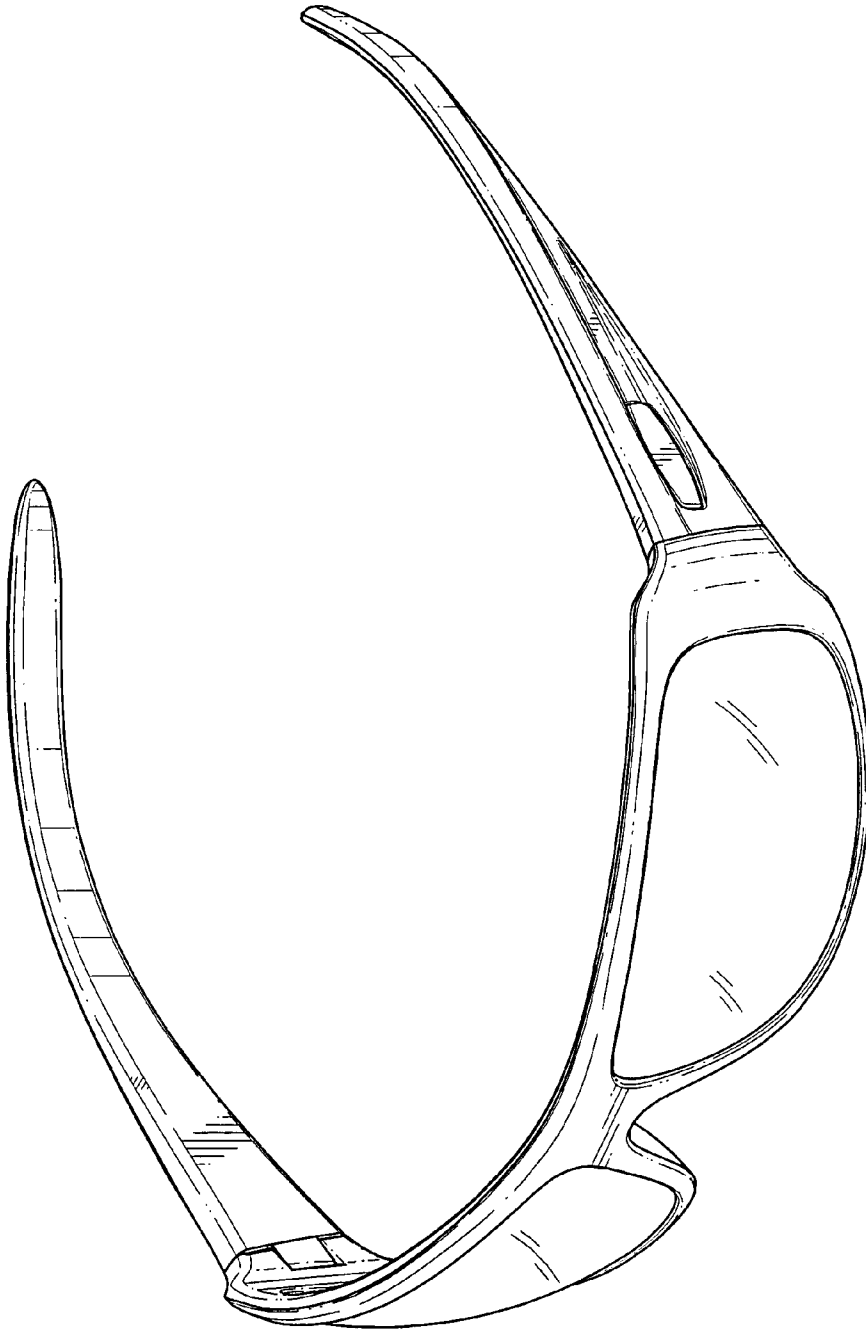


FIG. 1

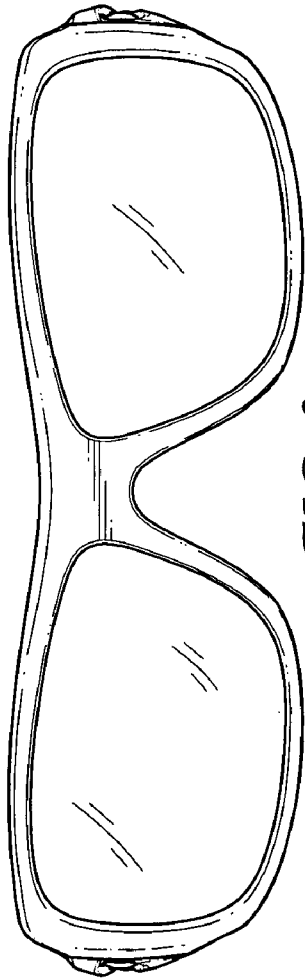


FIG. 2

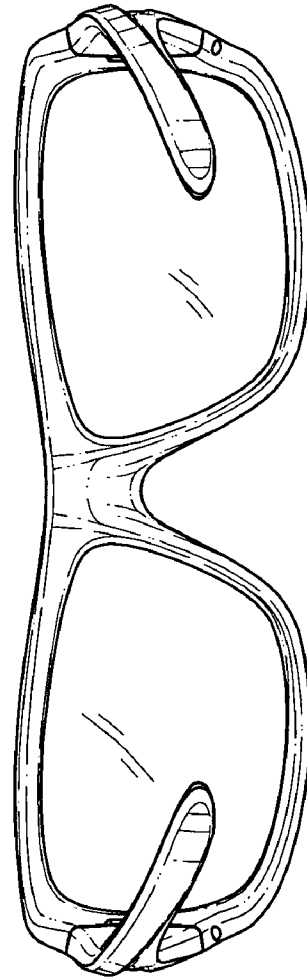


FIG. 3

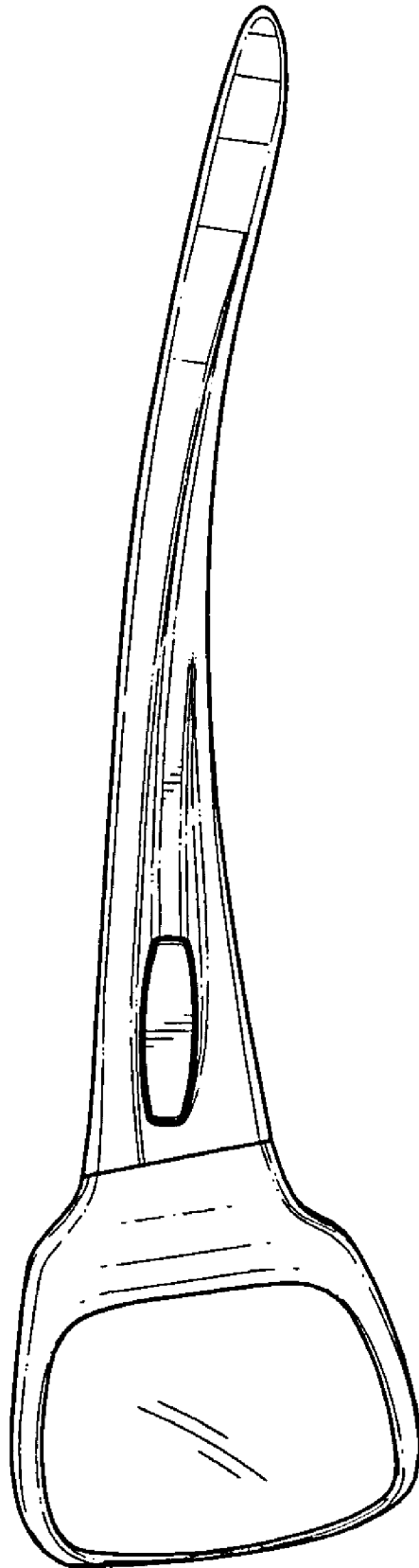


FIG. 4

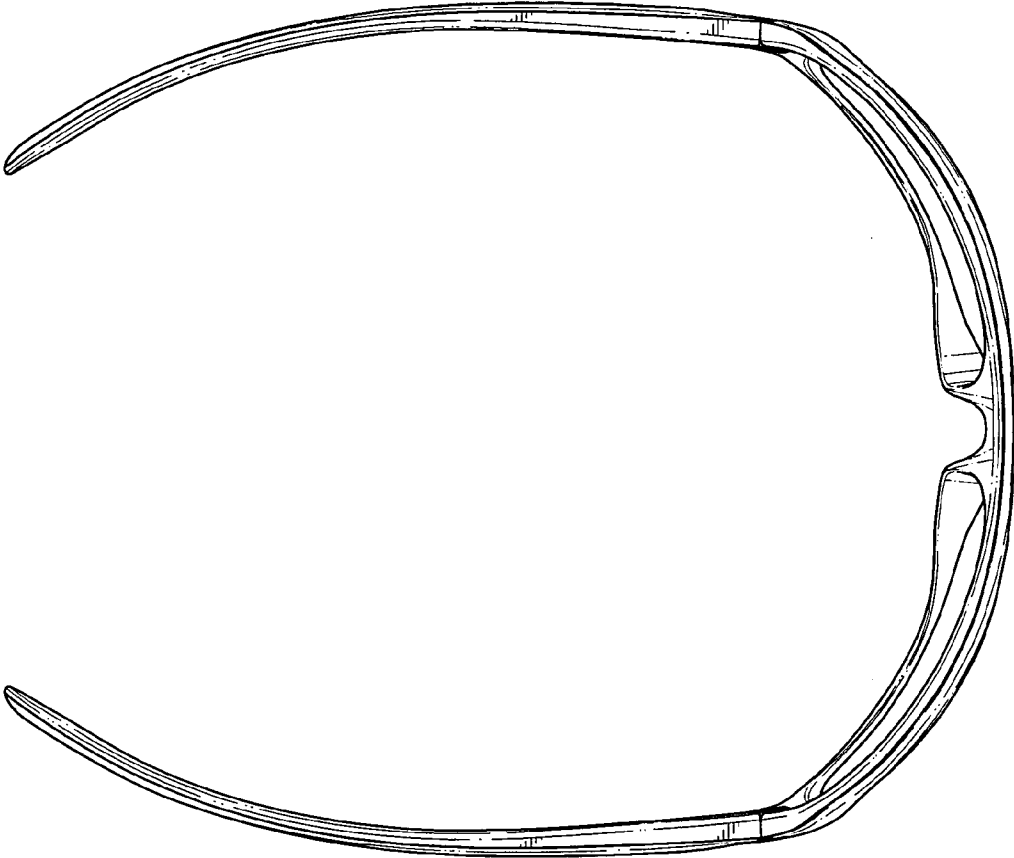


FIG. 5

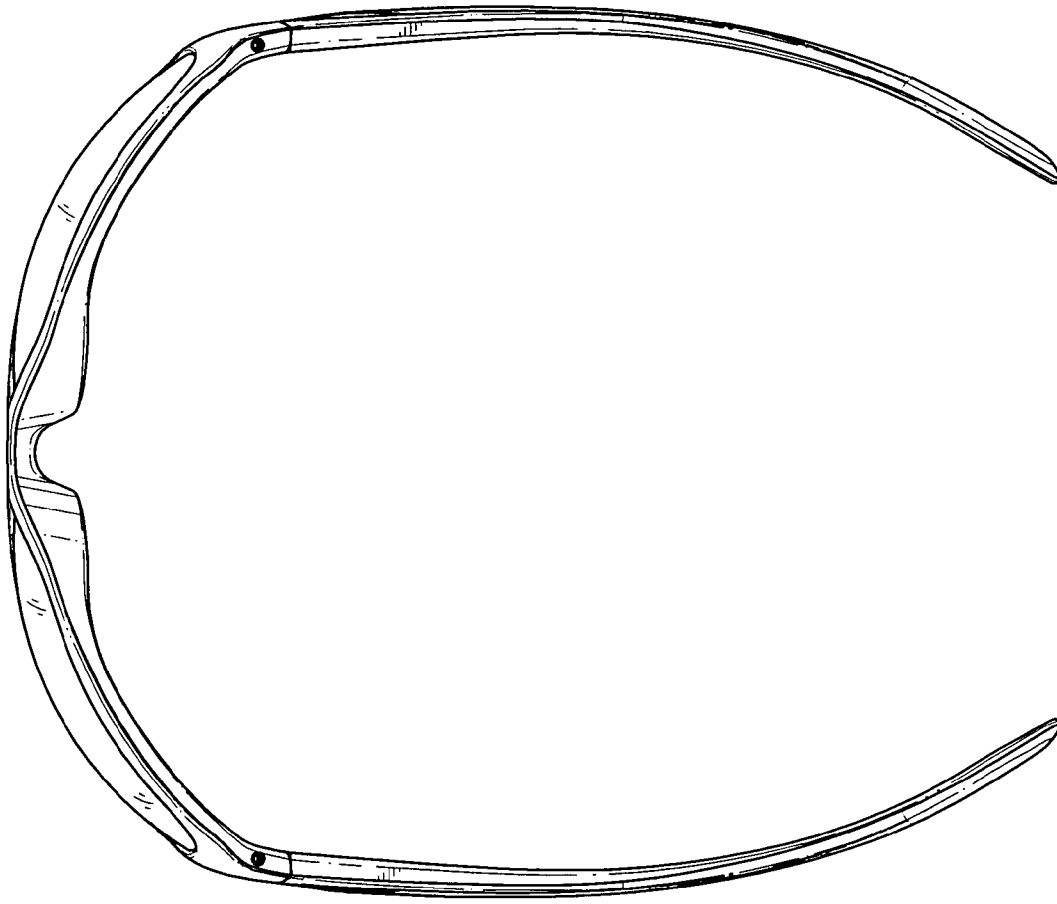


FIG. 6