



INTERNATIONAL APPLICATION PUBLISHED UNDER THE PATENT COOPERATION TREATY (PCT)

<p>(51) International Patent Classification ⁶ : C07C 233/52, 69/75, 69/757, A61K 31/16, 31/215</p>	A1	<p>(11) International Publication Number: WO 99/31047</p> <p>(43) International Publication Date: 24 June 1999 (24.06.99)</p>
<p>(21) International Application Number: PCT/US98/26327</p> <p>(22) International Filing Date: 10 December 1998 (10.12.98)</p> <p>(30) Priority Data: 60/069,553 12 December 1997 (12.12.97) US</p> <p>(63) Related by Continuation (CON) or Continuation-in-Part (CIP) to Earlier Application US 60/069,553 (CON) Filed on 12 December 1997 (12.12.97)</p> <p>(71) Applicant (for all designated States except US): GILEAD SCIENCES, INC. [US/US]; 333 Lakeside Drive, Foster City, CA 94404 (US).</p> <p>(72) Inventors; and (75) Inventors/Applicants (for US only): KIM, Choung, U. [US/US]; 1750 Elizabeth Street, San Carlos, CA 94070 (US). LEW, Willard [US/US]; 717 Guildford Avenue, San Mateo, CA 94402 (US).</p> <p>(74) Agents: BOSSE, Mark, L. et al.; Gilead Sciences, Inc., 333 Lakeside Drive, Foster City, CA 94404 (US).</p>		<p>(81) Designated States: AL, AM, AT, AU, AZ, BA, BB, BG, BR, BY, CA, CH, CN, CU, CZ, DE, DK, EE, ES, FI, GB, GD, GE, GH, GM, HR, HU, ID, IL, IN, IS, JP, KE, KG, KP, KR, KZ, LC, LK, LR, LS, LT, LU, LV, MD, MG, MK, MN, MW, MX, NO, NZ, PL, PT, RO, RU, SD, SE, SG, SI, SK, SL, TJ, TM, TR, TT, UA, UG, US, UZ, VN, YU, ZW, ARIPO patent (GH, GM, KE, LS, MW, SD, SZ, UG, ZW), Eurasian patent (AM, AZ, BY, KG, KZ, MD, RU, TJ, TM), European patent (AT, BE, CH, CY, DE, DK, ES, FI, FR, GB, GR, IE, IT, LU, MC, NL, PT, SE), OAPI patent (BF, BJ, CF, CG, CI, CM, GA, GN, GW, ML, MR, NE, SN, TD, TG).</p> <p>Published With international search report.</p>
<p>(54) Title: CYCLOHEXENE CARBOXYLATES AS NEURAMINIDASE INHIBITORS</p>		
<p>(57) Abstract</p> <p>Novel compounds of Formula (I) are described. R¹, R², R³, R⁴, R⁵ and R⁶ are described in this specification. Synthetic intermediates and pharmaceutical compositions comprising the inhibitors of the invention are also described. Methods of inhibiting neuraminidase in samples suspected of containing neuraminidase are also described. Assay methods for detecting neuraminidase activity are also described.</p> <div style="text-align: right;"> <p>(I)</p> </div>		

FOR THE PURPOSES OF INFORMATION ONLY

Codes used to identify States party to the PCT on the front pages of pamphlets publishing international applications under the PCT.

AL	Albania	ES	Spain	LS	Lesotho	SI	Slovenia
AM	Armenia	FI	Finland	LT	Lithuania	SK	Slovakia
AT	Austria	FR	France	LU	Luxembourg	SN	Senegal
AU	Australia	GA	Gabon	LV	Latvia	SZ	Swaziland
AZ	Azerbaijan	GB	United Kingdom	MC	Monaco	TD	Chad
BA	Bosnia and Herzegovina	GE	Georgia	MD	Republic of Moldova	TG	Togo
BB	Barbados	GH	Ghana	MG	Madagascar	TJ	Tajikistan
BE	Belgium	GN	Guinea	MK	The former Yugoslav Republic of Macedonia	TM	Turkmenistan
BF	Burkina Faso	GR	Greece	ML	Mali	TR	Turkey
BG	Bulgaria	HU	Hungary	MN	Mongolia	TT	Trinidad and Tobago
BJ	Benin	IE	Ireland	MR	Mauritania	UA	Ukraine
BR	Brazil	IL	Israel	MW	Malawi	UG	Uganda
BY	Belarus	IS	Iceland	MX	Mexico	US	United States of America
CA	Canada	IT	Italy	NE	Niger	UZ	Uzbekistan
CF	Central African Republic	JP	Japan	NL	Netherlands	VN	Viet Nam
CG	Congo	KE	Kenya	NO	Norway	YU	Yugoslavia
CH	Switzerland	KG	Kyrgyzstan	NZ	New Zealand	ZW	Zimbabwe
CI	Côte d'Ivoire	KP	Democratic People's Republic of Korea	PL	Poland		
CM	Cameroon	KR	Republic of Korea	PT	Portugal		
CN	China	KZ	Kazakstan	RO	Romania		
CU	Cuba	LC	Saint Lucia	RU	Russian Federation		
CZ	Czech Republic	LI	Liechtenstein	SD	Sudan		
DE	Germany	LK	Sri Lanka	SE	Sweden		
DK	Denmark	LR	Liberia	SG	Singapore		
EE	Estonia						

5

CYCLOHEXENE CARBOXYLATES AS NEURAMINIDASE INHIBITORS

Background of the InventionField of the Invention

10 Neuraminidase (also known as sialidase, acylneuraminyl hydrolase, and EC 3.2.1.18) is an enzyme common among animals and a number of microorganisms. It is a glycohydrolase that cleaves terminal alpha-ketosidically linked sialic acids from glycoproteins, glycolipids and oligosaccharides. Many of the microorganisms containing neuraminidase
15 are pathogenic to man and other animals including fowl, horses, swine and seals. These pathogenic organisms include influenza virus.

Neuraminidase has been implicated in the pathogenicity of influenza viruses. It is thought to help the elution of newly synthesized virions from infected cells and assist in the movement of the virus (through its hydrolase
20 activity) through the mucus of the respiratory tract.

Brief Description of Related Art

von Itzstein, M. et al.; "Nature", 363(6428):418-423 (1993), discloses the rational design of sialidase-based inhibitors of influenza virus replication.

25 Colman, P. M. et al.; International Patent Publication No. WO 92/06691 (Int. App. No. PCT/AU90/00501, publication date April 30, 1992), Itzstein, L. M. von et al.; European Patent Publication No. 0 539 204 A1 (EP App. No. 92309684.6, publication date April 28, 1993), and von Itzstein, M. et al.; International Publication No. WO 91/16320 (Int. App. No.
30 PCT/AU91/00161, publication date October 31, 1991) disclose compounds that bind neuraminidase and are asserted to exhibit antiviral activity *in vivo*.

Bischofberger, N. et al.; International Patent Publication No. WO 96/26933 (publication date September 6, 1996) and copending U.S.S.N.
35 08/606,624 describe novel selective inhibitors of viral or bacterial neuraminidases.

Objects of the Invention

A principal object of the invention is inhibition of viruses, in particular influenza viruses. In particular, an object is inhibition of glycolytic enzymes such as neuraminidase, in particular the selective
5 inhibition of viral or bacterial neuraminidases.

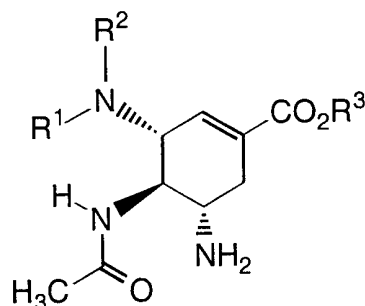
An additional object of the invention is to provide neuraminidase inhibitors that have a retarded rate of urinary excretion, that enter into nasal or pulmonary secretions from the systemic circulation, that have sufficient oral bioavailability to be therapeutically effective, that possess elevated
10 potency, that exhibit clinically acceptable toxicity profiles and have other desirable pharmacologic properties.

These and other objects will be readily apparent to the ordinary artisan from consideration of the invention as a whole.

15

Summary of the Invention

The present invention is directed to compounds of the formula (I):

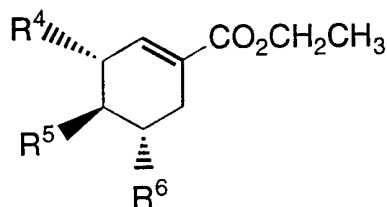


wherein:

- 20 R¹ is H, R² is -CH(CH₂CH₃)₂ and R³ is H;
 R¹ is H, R² is -CH(CH₂CH₃)₂ and R³ is -CH₂CH₃;
 R¹ is H, R² is -CH₂CH₂CH₃ and R³ is H;
 R¹ is H, R² is -CH₂CH₂CH₃ and R³ is -CH₂CH₃;
 R¹ is -CH₃, R² is -CH₂CH₂CH₃ and R³ is H;
 25 R¹ is -CH₃, R² is -CH₂CH₂CH₃ and R³ is -CH₂CH₃;
 R¹ is -CH₃, R² is -CH₂CH₂CH₂CH₃ and R³ is H;
 R¹ is -CH₃, R² is -CH₂CH₂CH₂CH₃ and R³ is -CH₂CH₃;
 R¹ is -CH₃, R² is -CH(CH₂CH₃)₂ and R³ is H;
 R¹ is -CH₃, R² is -CH(CH₂CH₃)₂ and R³ is -CH₂CH₃;

- R^1 is $-\text{CH}_3$, R^2 is $-\text{CH}_2\text{CH}(\text{CH}_2\text{CH}_3)_2$ and R^3 is H;
 R^1 is $-\text{CH}_3$, R^2 is $-\text{CH}_2\text{CH}(\text{CH}_2\text{CH}_3)_2$ and R^3 is $-\text{CH}_2\text{CH}_3$;
 R^1 is $-\text{CH}_3$, R^2 is $-\text{CH}_2\text{CH}_2\text{Ph}$ and R^3 is H;
 R^1 is $-\text{CH}_3$, R^2 is $-\text{CH}_2\text{CH}_2\text{Ph}$ and R^3 is $-\text{CH}_2\text{CH}_3$;
5 R^1 is $-\text{CH}_3$, R^2 is $-(\text{cyclohexyl})$ and R^3 is H;
 R^1 is $-\text{CH}_3$, R^2 is $-(\text{cyclohexyl})$ and R^3 is $-\text{CH}_2\text{CH}_3$;
 R^1 is $-\text{CH}_2\text{CH}_3$, R^2 is $-\text{CH}_2\text{CH}_2\text{CH}_3$ and R^3 is H;
 R^1 is $-\text{CH}_2\text{CH}_3$, R^2 is $-\text{CH}_2\text{CH}_2\text{CH}_3$ and R^3 is $-\text{CH}_2\text{CH}_3$;
 R^1 is $-\text{CH}_2\text{CH}_3$, R^2 is $-\text{CH}_2\text{CH}_2\text{CH}_2\text{CH}_3$ and R^3 is H;
10 R^1 is $-\text{CH}_2\text{CH}_3$, R^2 is $-\text{CH}_2\text{CH}_2\text{CH}_2\text{CH}_3$ and R^3 is $-\text{CH}_2\text{CH}_3$;
 R^1 is $-\text{CH}_2\text{CH}_2\text{CH}_3$, R^2 is $-\text{CH}_2\text{CH}_2\text{CH}_3$ and R^3 is H;
 R^1 is $-\text{CH}_2\text{CH}_2\text{CH}_3$, R^2 is $-\text{CH}_2\text{CH}_2\text{CH}_3$ and R^3 is $-\text{CH}_2\text{CH}_3$;
 R^1 is $-\text{CH}_2\text{CH}_2\text{CH}_3$, R^2 is $-\text{CH}_2(\text{cyclopropyl})$ and R^3 is H;
 R^1 is $-\text{CH}_2\text{CH}_2\text{CH}_3$, R^2 is $-\text{CH}_2(\text{cyclopropyl})$ and R^3 is $-\text{CH}_2\text{CH}_3$;
15 R^1 and R^2 are taken together to form $-\text{CH}_2\text{CH}_2\text{CH}_2\text{CH}_2-$ and R^3 is H;
 R^1 and R^2 are taken together to form $-\text{CH}_2\text{CH}_2\text{CH}_2\text{CH}_2-$ and R^3 is
 $-\text{CH}_2\text{CH}_3$;
 R^1 and R^2 are taken together to form $-\text{CH}_2\text{CH}_2\text{CH}_2\text{CH}_2\text{CH}_2-$ and R^3 is
H;
20 R^1 and R^2 are taken together to form $-\text{CH}_2\text{CH}_2\text{CH}_2\text{CH}_2\text{CH}_2-$ and R^3 is
 $-\text{CH}_2\text{CH}_3$;
 R^1 and R^2 are taken together to form $-\text{CH}_2\text{CH}_2\text{OCH}_2\text{CH}_2-$ and R^3 is H;
or
 R^1 and R^2 are taken together to form $-\text{CH}_2\text{CH}_2\text{OCH}_2\text{CH}_2-$ and R^3 is
25 $-\text{CH}_2\text{CH}_3$;
and salts, solvates and resolved enantiomers thereof.

The present invention is also directed to compounds of the formula
(II):



II

wherein:

R^4 is -OH, R^5 is -NH₂ and R^6 is -N₃;

R^4 is -OC(O)CH₃, R^5 is -N(H)(C(O)CH₃) and R^6 is -N₃;

R^4 is -N(CH₃)(CH₂CH₂CH₃), -N(CH₃)(CH₂CH₂CH₂CH₃),
 5 -N(CH₃)(CH(CH₂CH₃)₂), -N(CH₃)(CH₂CH(CH₂CH₃)₂), -N(CH₃)(CH₂CH₂Ph),
 -N(CH₃)(cyclohexyl), -N(CH₂CH₃)(CH₂CH₂CH₃),
 -N(CH₂CH₃)(CH₂CH₂CH₂CH₃), -N(CH₂CH₂CH₃)(CH₂CH₂CH₃),
 -N(CH₂CH₂CH₃)(CH₂(cyclopropyl)), -(1-C₄H₈N), -(1-C₅H₁₀N), or -(1-C₄H₈NO);

R^5 is -N(H)(C(O)CH₃) and R^6 is -N₃;

10 R^4 is -N(CH₃)(CH₂CH₂CH₃), -N(CH₃)(CH₂CH₂CH₂CH₃),
 -N(CH₃)(CH(CH₂CH₃)₂), -N(CH₃)(CH₂CH(CH₂CH₃)₂), -N(CH₃)(CH₂CH₂Ph),
 -N(CH₃)(cyclohexyl), -N(CH₂CH₃)(CH₂CH₂CH₃),
 -N(CH₂CH₃)(CH₂CH₂CH₂CH₃), -N(CH₂CH₂CH₃)(CH₂CH₂CH₃),
 -N(CH₂CH₂CH₃)(CH₂(cyclopropyl)), -(1-C₄H₈N), -(1-C₅H₁₀N), or -(1-C₄H₈NO);

15 R^5 is -N(H)(C(O)CH₃) and R^6 is -NH₂;

R^4 is -OC(O)CH₃, R^5 is -N(H)(C(O)CH₃) and R^6 is -NH₂;

R^4 is -OC(O)CH₃, R^5 is -N(H)(C(O)CH₃) and R^6 is
 -N(H)(C(O)OC(CH₃)₃);

R^4 is -N₃, R^5 is -N(H)(C(O)CH₃) and R^6 is -N(H)(C(O)OC(CH₃)₃);

20 R^4 is -NH₂, R^5 is -N(H)(C(O)CH₃) and R^6 is -N(H)(C(O)OC(CH₃)₃);

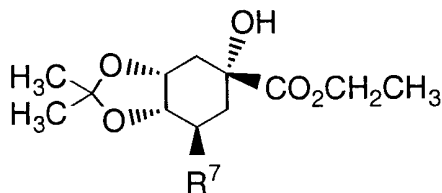
R^4 is -N(H)(CH₂CH₂CH₃), or -N(H)(CH(CH₂CH₃)₂), R^5 is
 -N(H)(C(O)CH₃) and R^6 is -N(H)(C(O)OC(CH₃)₃);

R^4 is -N(H)(CH₂CH₂CH₃), or -N(H)(CH(CH₂CH₃)₂), R^5 is
 -N(H)(C(O)CH₃) and R^6 is -NH₂; or

25 R^4 is -OCH₂OCH₃, R^5 is -NH₂ and R^6 is -N₃;

and salts, solvates and resolved enantiomers thereof.

The present invention is also directed to compounds of the formula
 (III):



30

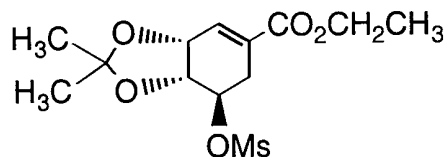
III

;

wherein:

R^7 is -OH or -OMs;
and salts, solvates and resolved enantiomers thereof.

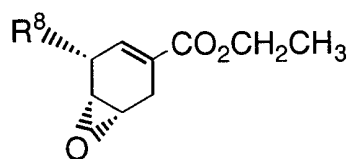
The present invention is also directed to compounds of the formula
5 (IV):



IV

and salts, solvates and resolved enantiomers thereof.

The present invention is also directed to compounds of the formula
10 (V):

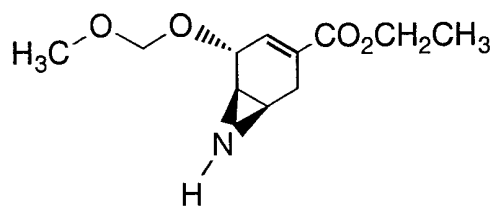


V

wherein:

R^8 is -OH, or -OCH₂OCH₃;
15 and salts, solvates and resolved enantiomers thereof.

The present invention is also directed to compounds of the formula
(VI):

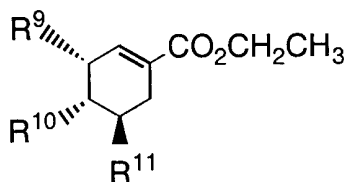


VI

20

and salts, solvates and resolved enantiomers thereof.

The present invention is also directed to compounds of the formula (VII):



5

VII

;

wherein:

R⁹ is -OH, R₁₀ is -OH, and R₁₁ is -OMs;

R⁹ is -OCH₂OCH₃, R₁₀ is -OH, and R₁₁ is -N₃; or

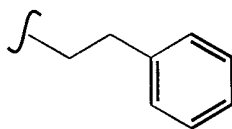
R⁹ is -OCH₂OCH₃, R₁₀ is -OMs, and R₁₁ is -N₃;

10 and salts, solvates and resolved enantiomers thereof.

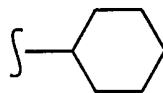
Detailed DescriptionCompositions of the Invention

The compositions of the invention are described above in the Summary of the Invention.

- 5 "Ph" means phenyl (-C₆H₅), so that, for example, "-CH₂CH₂Ph" means a group of the form:

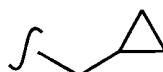


"Cyclohexyl" means a cyclohexane ring substituent (-C₆H₁₁), so that, for example, "-(cyclohexyl)" means a group of the form:

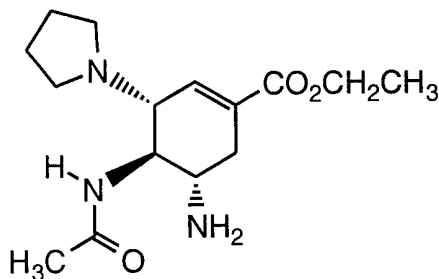


10

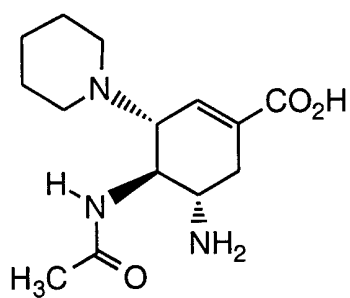
"Cyclopropyl" means a cyclopropane ring substituent (-C₃H₅), so that, for example, "-CH₂(cyclopropyl)" means a group of the form:



- 15 "R¹ and R² are taken together to form -CH₂CH₂CH₂CH₂-" means that R¹ and R² are combined to form a divalent substituent bonded to the nitrogen atom, so that, for example, a compound of Formula (I) wherein R¹ and R² are taken together to form -CH₂CH₂CH₂CH₂- and R³ is -CH₂CH₃; means a compound having the formula:

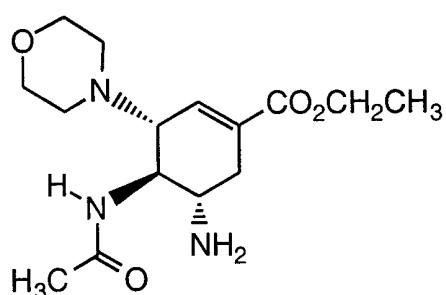


- 20 Similarly, a compound of formula (I) wherein R¹ and R² are taken together to form -CH₂CH₂CH₂CH₂CH₂- and R³ is H; means a compound having the formula:



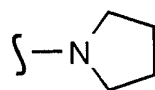
; and

a compound of formula (I) wherein R^1 and R^2 are taken together to form $-\text{CH}_2\text{CH}_2\text{OCH}_2\text{CH}_2-$ and R^3 is $-\text{CH}_2\text{CH}_3$; means a compound having the formula:



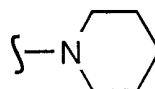
5

A substituent " $-(1-\text{C}_4\text{H}_8\text{N})$ " is a group of the formula:

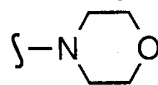


10

A substituent " $-(1-\text{C}_5\text{H}_{10}\text{N})$ " is a group of the formula:

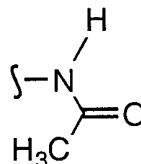


A substituent " $-(1-\text{C}_4\text{H}_8\text{NO})$ " is a group of the formula:

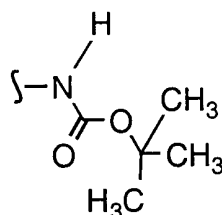


15

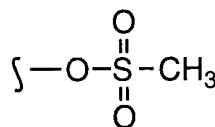
A substituent " $-\text{N}(\text{H})(\text{C}(\text{O})\text{CH}_3)$ " is a group of the formula:



A substituent " $-\text{N}(\text{H})(\text{C}(\text{O})\text{OC}(\text{CH}_3)_3)$ " is a group of the formula:



A substituent "-OMs" is a group of the formula:



5

Salts and Hydrates

The compositions of this invention optionally comprise salts of the compounds herein, especially pharmaceutically acceptable non-toxic salts containing, for example, Na^+ , Li^+ , K^+ , Ca^{++} and Mg^{++} . Such salts may include those derived by combination of appropriate cations such as alkali and alkaline earth metal ions or ammonium and quaternary amino ions with the carboxylic acid. Monovalent salts are preferred if a water soluble salt is desired.

Metal salts typically are prepared by reacting the metal hydroxide with a compound of this invention. Examples of metal salts which are prepared in this way are salts containing Li^+ , Na^+ , and K^+ . A less soluble metal salt can be precipitated from the solution of a more soluble salt by addition of the suitable metal compound.

In addition, salts may be formed from acid addition of certain organic and inorganic acids, e.g., HCl , HBr , H_2SO_4 , H_3PO_4 , or organic sulfonic acids, to basic centers, typically the amine. Finally, it is to be understood that the compositions herein comprise compounds of the invention in their un-ionized, as well as zwitterionic form, and combinations with stoichiometric amounts of water as in hydrates.

Also included within the scope of this invention are the salts of the parental compounds with one or more amino acids. Any amino acids are suitable, especially the naturally-occurring amino acids found as protein components, although the amino acid typically is one bearing a side chain with a basic or acidic group, e.g., lysine, arginine or glutamic acid, or a neutral group such as glycine, serine, threonine, alanine, isoleucine, or

leucine.

Methods of Inhibition of Neuraminidase

Another aspect of the invention relates to methods of inhibiting the
5 activity of neuraminidase comprising the step of treating a sample suspected
of containing neuraminidase with a compound of the invention.

Compositions of the invention act as inhibitors of neuraminidase or
as intermediates for such inhibitors. The inhibitors will bind to locations on
the surface or in a cavity of neuraminidase having a geometry unique to
10 neuraminidase. Compositions binding neuraminidase may bind with
varying degrees of reversibility. Those compounds binding substantially
irreversibly are ideal candidates for use in this method of the invention. In
a typical embodiment the compositions bind neuraminidase with a binding
coefficient of less than 10^{-4} M, more typically less than 10^{-6} M, still more
15 typically 10^{-8} M.

Within the context of the invention samples suspected of containing
neuraminidase include natural or man-made materials such as living
organisms; tissue or cell cultures; biological samples such as biological
material samples (blood, serum, urine, cerebrospinal fluid, tears, sputum,
20 saliva, tissue samples, and the like); laboratory samples; food, water, or air
samples; bioproduct samples such as extracts of cells, particularly
recombinant cells synthesizing a desired glycoprotein; and the like.
Typically the sample will be suspected of containing an organism which
produces neuraminidase, frequently a pathogenic organism such as a virus.
25 Samples can be contained in any medium including water and organic
solvent/water mixtures. Samples include living organisms such as
humans, and man made materials such as cell cultures.

The treating step of the invention comprises adding the composition
of the invention to the sample or it comprises adding a precursor of the
30 composition to the sample. The addition step comprises any method of
administration as described above.

If desired, the activity of neuraminidase after application of the
composition can be observed by any method including direct and indirect
methods of detecting neuraminidase activity. Quantitative, qualitative, and
35 semiquantitative methods of determining neuraminidase activity are all
contemplated. Typically one of the screening methods described above is

applied. However, any other method is applicable, such as observation of the physiological properties of a living organism.

Organisms that contain neuraminidase include bacteria (*Vibrio cholerae*, *Clostridium perfringens*, *Streptococcus pneumoniae*, and
5 *Arthrobacter sialophilus*) and viruses (especially orthomyxoviruses or paramyxoviruses such as influenza virus A and B, parainfluenza virus, mumps virus, Newcastle disease virus, fowl plague virus, and sendai virus). Inhibition of neuraminidase activity obtained from or found within any of these organisms is within the objects of this invention. The virology of
10 influenza viruses is described in "Fundamental Virology" (Raven Press, New York, 1986), Chapter 24. The compounds of this invention are useful in the treatment or prophylaxis of such infections in animals, e.g. duck, rodents, or swine, or in man.

15 Screens for Neuraminidase Inhibitors

Compositions of the invention are screened for inhibitory activity against neuraminidase by any of the conventional techniques for evaluating enzyme activity. Within the context of the invention, typically
20 compositions are first screened for inhibition of neuraminidase *in vitro* and compositions showing inhibitory activity are then screened for activity *in vivo*. Compositions having *in vitro* K_i (inhibitory constants) of less than about 5×10^{-6} M, typically less than about 1×10^{-7} M and preferably less than about 5×10^{-8} M are preferred for *in vivo* use.

Useful *in vitro* screens have been described in detail and will not be
25 elaborated here. However, von Itzstein, M. et al.; "Nature", 363(6428):418-423 (1993), in particular page 420, column 2, full paragraph 3, to page 421, column 2, first partial paragraph, describes a suitable *in vitro* assay of Potier, M.; et al.; "Analyt. Biochem.", 94:287-296 (1979), as modified by Chong, A.K.J.; et al.; "Biochem. Biophys. Acta", 1077:65-71 (1991); and Colman, P. M.; et al.;
30 International Publication No. WO 92/06691 (Int. App. No. PCT/AU90/00501, publication date April 30, 1992) page 34, line 13, to page 35, line 16, describes another useful *in vitro* screen.

In vivo screens have also been described in detail. See von Itzstein, M. et al.; *op. cit.*, in particular page 421, column 2, first full paragraph, to page
35 423, column 2, first partial paragraph, and Colman, P. M.; et al.; *op. cit.* page 36, lines 1-38.

Pharmaceutical Formulations and Routes of Administration

The compounds of this invention are formulated with conventional carriers and excipients, which will be selected in accord with ordinary practice. Tablets will contain excipients, glidants, fillers, binders and the like. Aqueous formulations are prepared in sterile form, and when intended for delivery by other than oral administration generally will be isotonic. All formulations will optionally contain excipients such as those set forth in the "Handbook of Pharmaceutical Excipients" (1986). Excipients include ascorbic acid and other antioxidants, chelating agents such as EDTA, carbohydrates such as dextrin, hydroxyalkylcellulose, hydroxyalkylmethylcellulose, stearic acid and the like. The pH of the formulations ranges from about 3 to about 11, but is ordinarily about 7 to 10.

One or more compounds of the invention (herein referred to as the active ingredients) are administered by any route appropriate to the condition to be treated. Suitable routes include oral, rectal, nasal, topical (including buccal and sublingual), vaginal and parenteral (including subcutaneous, intramuscular, intravenous, intradermal, intrathecal and epidural), and the like. It will be appreciated that the preferred route may vary with for example the condition of the recipient. An advantage of the compounds of this invention is that they are orally bioavailable and can be dosed orally; it is not necessary to administer them by intrapulmonary or intranasal routes. Surprisingly, (in view of, *inter alia*, Bamford, M. J., "J. Enzyme Inhibition" 10:1-6 (1995), and especially p. 15, first full paragraph), the anti-influenza compounds of WO 91/16320, WO 92/06691 and U.S. Patent 5,360,817 are successfully administered by the oral or intraperitoneal routes. See Example 161 *infra*.

While it is possible for the active ingredients to be administered alone it may be preferable to present them as pharmaceutical formulations. The formulations, both for veterinary and for human use, of the invention comprise at least one active ingredient, as above defined, together with one or more acceptable carriers therefor and optionally other therapeutic ingredients. The carrier(s) must be "acceptable" in the sense of being compatible with the other ingredients of the formulation and physiologically innocuous to the recipient thereof.

The formulations include those suitable for the foregoing administration routes. The formulations may conveniently be presented in

unit dosage form and may be prepared by any of the methods well known in the art of pharmacy. Techniques and formulations generally are found in Remington's Pharmaceutical Sciences (Mack Publishing Co., Easton, PA). Such methods include the step of bringing into association the active
5 ingredient with the carrier which constitutes one or more accessory ingredients. In general the formulations are prepared by uniformly and intimately bringing into association the active ingredient with liquid carriers or finely divided solid carriers or both, and then, if necessary, shaping the product.

10 Formulations of the invention suitable for oral administration are prepared as discrete units such as capsules, cachets or tablets each containing a predetermined amount of the active ingredient; as a powder or granules; as solution or a suspension in an aqueous liquid or a non-aqueous liquid; or as an oil-in-water liquid emulsion or a water-in-oil liquid emulsion. The
15 active ingredient may also be presented as a bolus, electuary or paste.

A tablet is made by compression or molding, optionally with one or more accessory ingredients. Compressed tablets may be prepared by compressing in a suitable machine the active ingredient in a free-flowing form such as a powder or granules, optionally mixed with a binder,
20 lubricant, inert diluent, preservative, surface active or dispersing agent. Molded tablets may be made by molding in a suitable machine a mixture of the powdered active ingredient moistened with an inert liquid diluent. The tablets may optionally be coated or scored and optionally are formulated so as to provide slow or controlled release of the active ingredient therefrom.
25 In one embodiment acid hydrolysis of the medicament is obviated by use of an enteric coating.

For infections of the eye or other external tissues e.g. mouth and skin, the formulations are preferably applied as a topical ointment or cream containing the active ingredient(s) in an amount of, for example, 0.075 to
30 20% w/w (including active ingredient(s) in a range between 0.1% and 20% in increments of 0.1% w/w such as 0.6% w/w, 0.7% w/w, etc.), preferably 0.2 to 15% w/w and most preferably 0.5 to 10% w/w. When formulated in an ointment, the active ingredients may be employed with either a paraffinic or a water-miscible ointment base. Alternatively, the active ingredients may be
35 formulated in a cream with an oil-in-water cream base.

If desired, the aqueous phase of the cream base may include, for

example, at least 30% w/w of a polyhydric alcohol, i.e. an alcohol having two or more hydroxyl groups such as propylene glycol, butane 1,3-diol, mannitol, sorbitol, glycerol and polyethylene glycol (including PEG 400) and mixtures thereof. The topical formulations may desirably include a compound which
5 enhances absorption or penetration of the active ingredient through the skin or other affected areas. Examples of such dermal penetration enhancers include dimethyl sulphoxide and related analogs.

The oily phase of the emulsions of this invention may be constituted from known ingredients in a known manner. While the phase may
10 comprise merely an emulsifier (otherwise known as an emulgent), it desirably comprises a mixture of at least one emulsifier with a fat or an oil or with both a fat and an oil. Preferably, a hydrophilic emulsifier is included together with a lipophilic emulsifier which acts as a stabilizer. It is also preferred to include both an oil and a fat. Together, the emulsifier(s) with or
15 without stabilizer(s) make up the so-called emulsifying wax, and the wax together with the oil and fat make up the so-called emulsifying ointment base which forms the oily dispersed phase of the cream formulations.

Emulgents and emulsion stabilizers suitable for use in the formulation of the invention include Tween[®] 60, Span[®] 80, cetostearyl
20 alcohol, benzyl alcohol, myristyl alcohol, glyceryl mono-stearate and sodium lauryl sulfate.

The choice of suitable oils or fats for the formulation is based on achieving the desired cosmetic properties. The cream should preferably be a non-greasy, non-staining and washable product with suitable consistency to
25 avoid leakage from tubes or other containers. Straight or branched chain, mono- or dibasic alkyl esters such as di-isoadipate, isocetyl stearate, propylene glycol diester of coconut fatty acids, isopropyl myristate, decyl oleate, isopropyl palmitate, butyl stearate, 2-ethylhexyl palmitate or a blend of branched chain esters known as Crodamol CAP may be used, the last
30 three being preferred esters. These may be used alone or in combination depending on the properties required. Alternatively, high melting point lipids such as white soft paraffin and/or liquid paraffin or other mineral oils are used.

Formulations suitable for topical administration to the eye also
35 include eye drops wherein the active ingredient is dissolved or suspended in a suitable carrier, especially an aqueous solvent for the active ingredient.

The active ingredient is preferably present in such formulations in a concentration of 0.5 to 20%, advantageously 0.5 to 10% particularly about 1.5% w/w.

5 Formulations suitable for topical administration in the mouth include lozenges comprising the active ingredient in a flavored basis, usually sucrose and acacia or tragacanth; pastilles comprising the active ingredient in an inert basis such as gelatin and glycerin, or sucrose and acacia; and mouthwashes comprising the active ingredient in a suitable liquid carrier.

10 Formulations for rectal administration may be presented as a suppository with a suitable base comprising for example cocoa butter or a salicylate.

Formulations suitable for intrapulmonary or nasal administration have a particle size for example in the range of 0.1 to 500 microns (including 15 particle sizes in a range between 0.1 and 500 microns in increments microns such as 0.5, 1, 30 microns, 35 microns, etc.), which is administered by rapid inhalation through the nasal passage or by inhalation through the mouth so as to reach the alveolar sacs. Suitable formulations include aqueous or oily solutions of the active ingredient. Formulations suitable for aerosol or dry 20 powder administration may be prepared according to conventional methods and may be delivered with other therapeutic agents such as compounds heretofore used in the treatment or prophylaxis of influenza A or B infections as described below.

Formulations suitable for vaginal administration may be presented as 25 pessaries, tampons, creams, gels, pastes, foams or spray formulations containing in addition to the active ingredient such carriers as are known in the art to be appropriate.

Formulations suitable for parenteral administration include aqueous and non-aqueous sterile injection solutions which may contain anti- 30 oxidants, buffers, bacteriostats and solutes which render the formulation isotonic with the blood of the intended recipient; and aqueous and non-aqueous sterile suspensions which may include suspending agents and thickening agents.

The formulations are presented in unit-dose or multi-dose 35 containers, for example sealed ampoules and vials, and may be stored in a freeze-dried (lyophilized) condition requiring only the addition of the sterile

liquid carrier, for example water for injection, immediately prior to use. Extemporaneous injection solutions and suspensions are prepared from sterile powders, granules and tablets of the kind previously described.

5 Preferred unit dosage formulations are those containing a daily dose or unit daily sub-dose, as herein above recited, or an appropriate fraction thereof, of the active ingredient.

It should be understood that in addition to the ingredients particularly mentioned above the formulations of this invention may include other agents conventional in the art having regard to the type of formulation in question, for example those suitable for oral administration may include flavoring agents.

The invention further provides veterinary compositions comprising at least one active ingredient as above defined together with a veterinary carrier therefor.

15 Veterinary carriers are materials useful for the purpose of administering the composition and may be solid, liquid or gaseous materials which are otherwise inert or acceptable in the veterinary art and are compatible with the active ingredient. These veterinary compositions may be administered orally, parenterally or by any other desired route.

20 Compounds of the invention are used to provide controlled release pharmaceutical formulations containing as active ingredient one or more compounds of the invention ("controlled release formulations") in which the release of the compound is controlled and regulated to allow less frequency dosing or to improve the pharmacokinetic or toxicity profile of the compound.

25 The effective dose of compound depends at least on the nature of the condition being treated, toxicity, whether the compound is being used prophylactically (lower doses) or against an active influenza infection, the method of delivery, and the pharmaceutical formulation, and will be determined by the clinician using conventional dose escalation studies. It can be expected to be from about 0.0001 to about 100 mg/kg body weight per day. Typically, from about 0.01 to about 10 mg/kg body weight per day, usually from about .01 to about 5 mg/kg body weight per day, and more typically, from about .05 to about 0.5 mg/kg body weight per day. For example, the daily candidate dose for an adult human of approximately 70 kg body weight will range from 1 mg to 1000 mg, preferably between 5 mg

and 500 mg, and may take the form of single or multiple doses.

Therapeutic compounds of the invention are also used in combination with other active ingredients. Such combinations are selected based on the condition to be treated, cross-reactivities of ingredients and
5 pharmaco-properties of the combination. For example, when treating viral infections of the respiratory system, in particular influenza infection, the compositions of the invention are combined with antivirals (such as amantidine, rimantadine and ribavirin), mucolytics, expectorants, bronchodilators, antibiotics, antipyretics, or analgesics. Ordinarily,
10 antibiotics, antipyretics, and analgesics are administered together with or in the same course of therapy with the compounds of this invention.

Metabolites of the Compounds of the Invention

Also falling within the scope of this invention are the *in vivo*
15 metabolic products of the compounds described herein, to the extent such products are novel and unobvious over the prior art. Such products may result for example from the oxidation, reduction, hydrolysis, amidation, esterification and the like of the administered compound, primarily due to enzymatic processes. Accordingly, the invention includes novel and
20 unobvious compounds produced by a process comprising contacting a compound of this invention with a mammal for a period of time sufficient to yield a metabolic product thereof. Such products typically are identified by preparing a radiolabelled (e.g. C¹⁴ or H³) compound of the invention, administering it parenterally in a detectable dose (e.g. greater than about 0.5
25 mg/kg) to an animal such as rat, mouse, guinea pig, monkey, or to man, allowing sufficient time for metabolism to occur (typically about 30 seconds to 30 hours) and isolating its conversion products from the urine, blood or other biological samples. These products are easily isolated since they are labeled (others are isolated by the use of antibodies capable of binding
30 epitopes surviving in the metabolite). The metabolite structures are determined in conventional fashion, e.g. by MS or NMR analysis. In general, analysis of metabolites is done in the same way as conventional drug metabolism studies well-known to those skilled in the art. The conversion products, so long as they are not otherwise found *in vivo*, are
35 useful in diagnostic assays for therapeutic dosing of the compounds of the invention even if they possess no neuraminidase inhibitory activity of their

own.

Exemplary Methods of Making the Compounds of the Invention

The invention also relates to methods of making the compositions of
5 the invention. The compositions are prepared by any of the applicable
techniques of organic synthesis. Many such techniques are well known in
the art. However, many of the known techniques are elaborated in
"Compendium of Organic Synthetic Methods" (John Wiley & Sons, New
York), Vol. 1, Ian T. Harrison and Shuyen Harrison, 1971; Vol. 2, Ian T.
10 Harrison and Shuyen Harrison, 1974; Vol. 3, Louis S. Hegedus and Leroy
Wade, 1977; Vol. 4, Leroy G. Wade, jr., 1980; Vol. 5, Leroy G. Wade, Jr., 1984;
and Vol. 6, Michael B. Smith; as well as March, J., "Advanced Organic
Chemistry, Third Edition", (John Wiley & Sons, New York, 1985),
"Comprehensive Organic Synthesis. Selectivity, Strategy & Efficiency in
15 Modern Organic Chemistry. In 9 Volumes", Barry M. Trost, Editor-in-Chief
(Pergamon Press, New York, 1993 printing).

A number of exemplary methods for the preparation of the
compositions of the invention are provided below. These methods are
intended to illustrate the nature of such preparations are not intended to
20 limit the scope of applicable methods.

Generally, the reaction conditions such as temperature, reaction time,
solvents, workup procedures, and the like, will be those common in the art
for the particular reaction to be performed. The cited reference material,
together with material cited therein, contains detailed descriptions of such
25 conditions. Typically the temperatures will be -100°C to 200°C, solvents will
be aprotic or protic, and reaction times will be 10 seconds to 10 days.
Workup typically consists of quenching any unreacted reagents followed by
partition between a water/organic layer system (extraction) and separating
the layer containing the product.

30 Oxidation and reduction reactions are typically carried out at
temperatures near room temperature (about 20°C), although for metal
hydride reductions frequently the temperature is reduced to 0°C to -100°C,
solvents are typically aprotic for reductions and may be either protic or
aprotic for oxidations. Reaction times are adjusted to achieve desired
35 conversions.

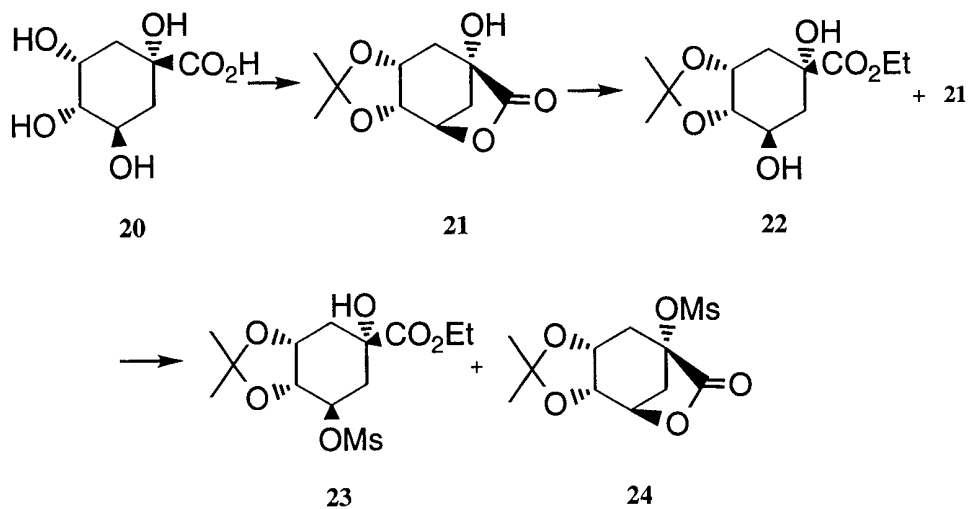
Condensation reactions are typically carried out at temperatures near

room temperature, although for non-equilibrating, kinetically controlled condensations reduced temperatures (0°C to -100°C) are also common. Solvents can be either protic (common in equilibrating reactions) or aprotic (common in kinetically controlled reactions).

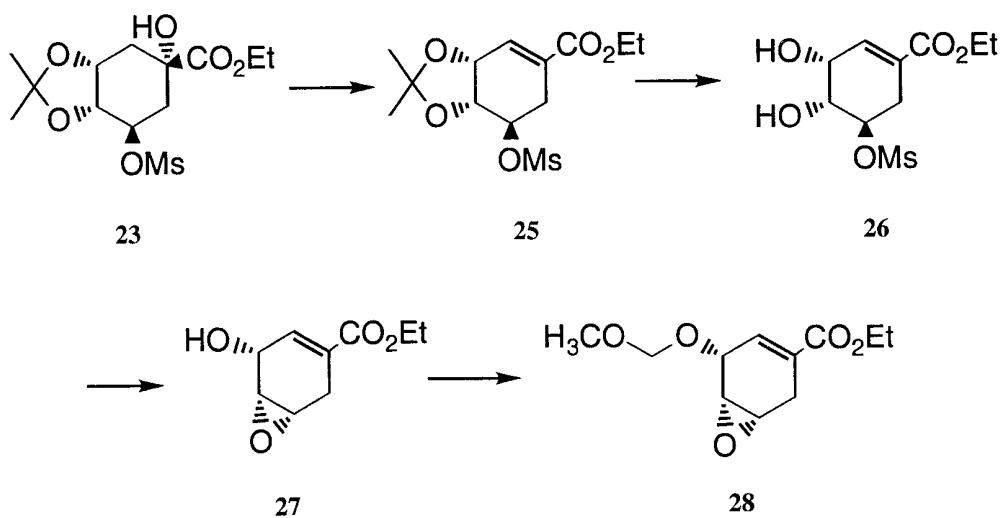
5 Standard synthetic techniques such as azeotropic removal of reaction by-products and use of anhydrous reaction conditions (e.g. inert gas environments) are common in the art and will be applied when applicable.

 Exemplary methods of preparing compounds of the invention are shown in **Schemes 1-5** below. A detailed description of the methods are
10 found in the Experimental section below.

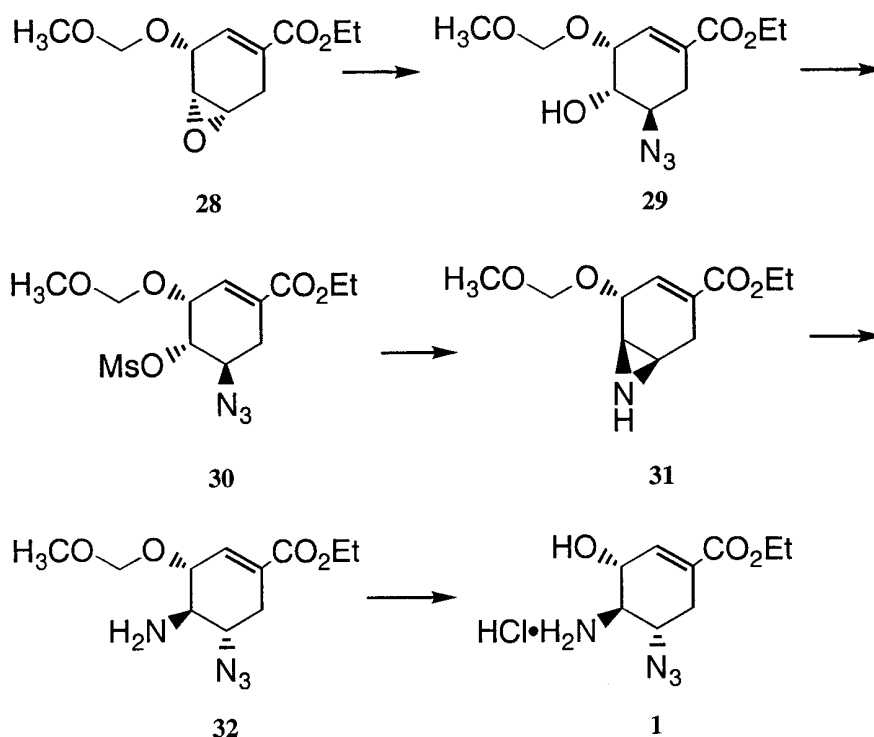
Scheme 1



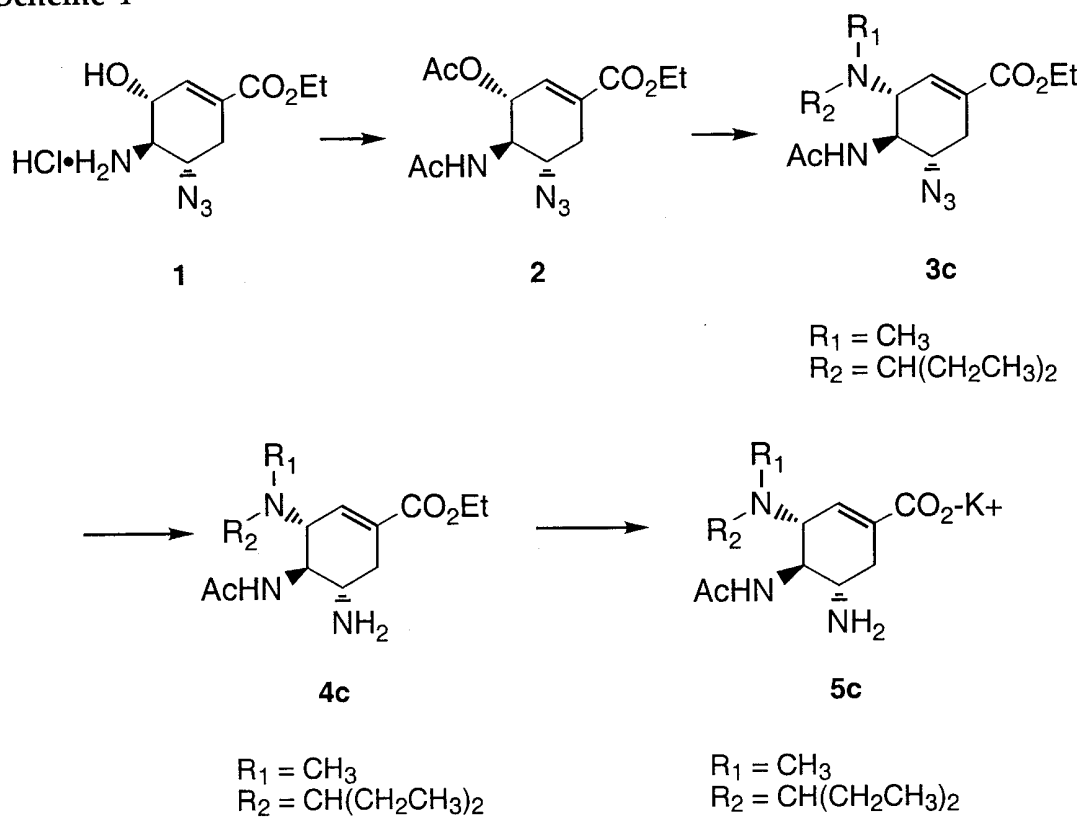
5 Scheme 2



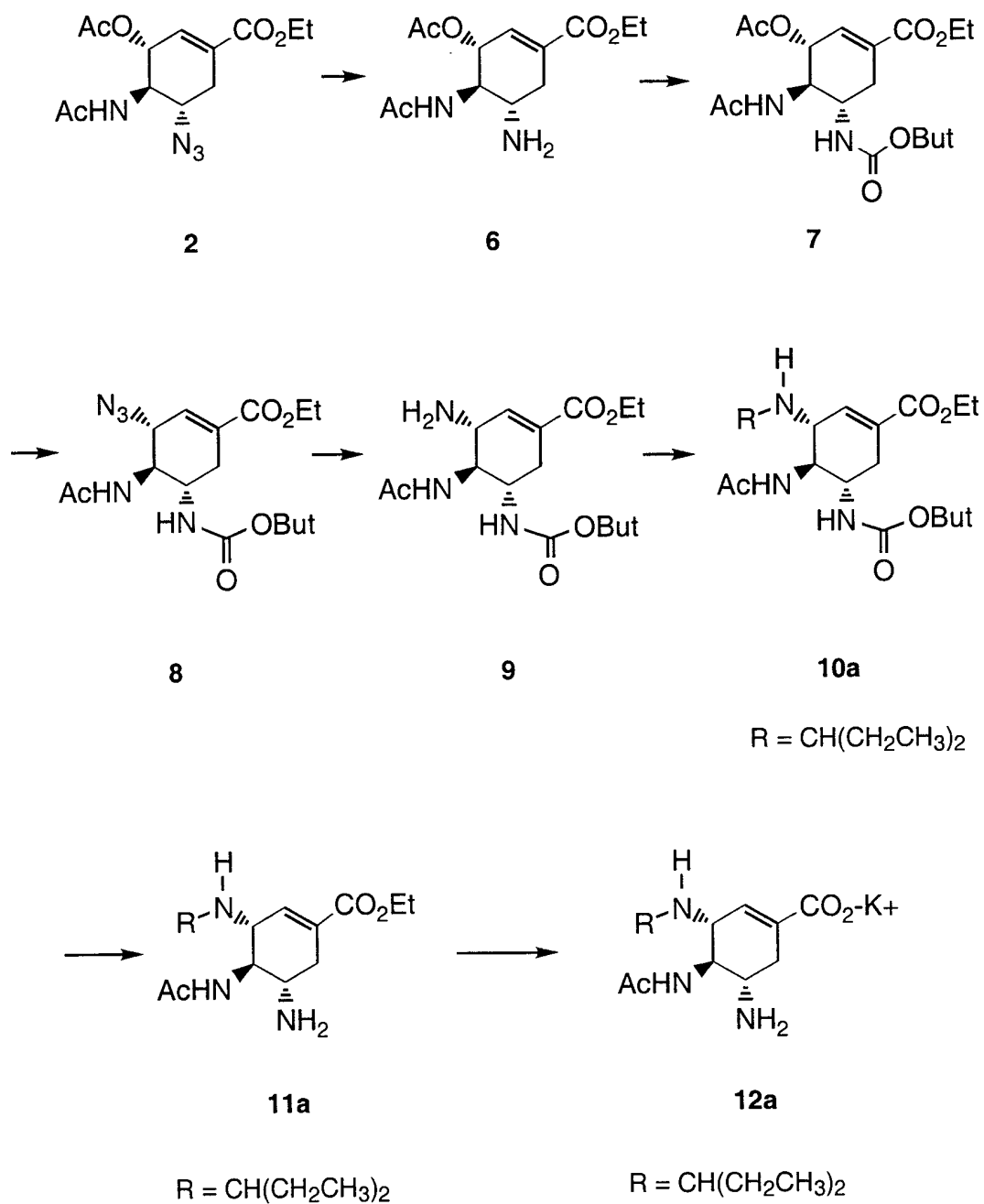
Scheme 3



Scheme 4



Scheme 5



General aspects of these exemplary methods are described below and in the Examples. Each of the products of the following processes is optionally separated, isolated, and/or purified prior to its use in subsequent processes.

5 The terms "treated", "treating", "treatment", and the like, mean contacting, mixing, reacting, allowing to react, bringing into contact, and other terms common in the art for indicating that one or more chemical entities is treated in such a manner as to convert it to one or more other chemical entities. This means that "treating compound one with
10 compound two" is synonymous with "allowing compound one to react with compound two", "contacting compound one with compound two", "reacting compound one with compound two", and other expressions common in the art of organic synthesis for reasonably indicating that compound one was "treated", "reacted", "allowed to react", etc., with
15 compound two.

"Treating" indicates the reasonable and usual manner in which organic chemicals are allowed to react. Normal concentrations (0.01M to 10M, typically 0.1M to 1M), temperatures (-100°C to 250°C, typically -78°C to 150°C, more typically -78°C to 100°C, still more typically 0°C to 100°C),
20 reaction vessels (typically glass, plastic, metal), solvents, pressures, atmospheres (typically air for oxygen and water insensitive reactions or nitrogen or argon for oxygen or water sensitive), etc., are intended unless otherwise indicated. The knowledge of similar reactions known in the art of organic synthesis are used in selecting the conditions and apparatus for
25 "treating" in a given process. In particular, one of ordinary skill in the art of organic synthesis selects conditions and apparatus reasonably expected to successfully carry out the chemical reactions of the described processes based on the knowledge in the art.

In each of the above exemplary schemes it may be advantageous to
30 separate reaction products from one another and/or from starting materials. The desired products of each step or series of steps is separated and/or purified (hereinafter separated) to the desired degree of homogeneity by the techniques common in the art. Typically such separations involve multiphase extraction, crystallization from a solvent or solvent mixture,
35 distillation, sublimation, or chromatography. Chromatography can involve any number of methods including, for example, size exclusion or ion

exchange chromatography, high, medium, or low pressure liquid chromatography, small scale and preparative thin or thick layer chromatography, as well as techniques of small scale thin layer and flash chromatography.

5 Another class of separation methods involves treatment of a mixture with a reagent selected to bind to or render otherwise separable a desired product, unreacted starting material, reaction by product, or the like. Such reagents include adsorbents or absorbents such as activated carbon, molecular sieves, ion exchange media, or the like. Alternatively, the
10 reagents can be acids in the case of a basic material, bases in the case of an acidic material, binding reagents such as antibodies, binding proteins, selective chelators such as crown ethers, liquid/liquid ion extraction reagents (LIX), or the like.

 Selection of appropriate methods of separation depends on the nature
15 of the materials involved. For example, boiling point, and molecular weight in distillation and sublimation, presence or absence of polar functional groups in chromatography, stability of materials in acidic and basic media in multiphase extraction, and the like. One skilled in the art will apply techniques most likely to achieve the desired separation.

20 All literature and patent citations above are hereby expressly incorporated by reference at the locations of their citation. Specifically cited sections or pages of the above cited works are incorporated by reference with specificity. The invention has been described in detail sufficient to allow one of ordinary skill in the art to make and use the subject matter of the
25 following claims. It is apparent that certain modifications of the methods and compositions of the following claims can be made within the scope and spirit of the invention.

Examples

General

The following Examples refer to the Schemes.

Some Examples have been performed multiple times. In repeated
5 Examples, reaction conditions such as time, temperature, concentration and
the like, and yields were within normal experimental ranges. In repeated
Examples where significant modifications were made, these have been
noted where the results varied significantly from those described. In
Examples where different starting materials were used, these are noted.
10 When the repeated Examples refer to a "corresponding" analog of a
compound, such as a "corresponding ethyl ester", this intends that an
otherwise present group, in this case typically a methyl ester, is taken to be
the same group modified as indicated. For example, the "corresponding
acetate ester of compound 1" is Compound 2.

15

Example 1

Compound 21: To a solution of **20** (Quinic Acid, 300 g, 1.56 mole) in
acetone (1.1 L) was added 2,2-dimethoxypropane (600 mL, 4.88 mole) and p-
toluenesulfonic acid monohydrate (3.0 g, 15.8 mmol). The mixture was
20 placed on a rotary evaporator at 60-65°C at atmospheric pressure for 3h.
Solvents were evaporated and the residue was partitioned between ethyl
acetate and water. The aqueous layer was extracted with ethyl acetate and
the combined organic layers were washed with water, dried (MgSO₄), filtered
and evaporated to give **21** (260 g, 78 %) as a white solid.

25

Example 2

Compound 22: To a solution of **21** (259 g, 1.21 mole) in absolute
ethanol (1.34 L) was added 20% sodium ethoxide in ethanol (5.9 mL, 16
mmol). The solution was stirred at ambient temperature for 2 h. Acetic acid
30 (1 mL, 18 mmol) was added and the solvents were distilled *in vacuo*. Ethyl
acetate (600 mL) was added and the reaction was concentrated to near
dryness. The solid residue was recrystallized from ethyl acetate/hexane to
give an approximately 4.4:1 mixture of **22:21** (264 g, 84%) as a white
crystalline solid which was used as is for the next reaction.

35

Example 3

Compound 23: To a solution of a mixture of **22** and **21** from the previous reaction (263 g, 1.01 mole) in dichloromethane (815 mL) cooled to -10 to 0°C was added methanesulfonyl chloride (78 mL, 1.01 mole) and
5 triethylamine (195 mL, 1.4 mole). An additional portion of methanesulfonyl chloride (8 mL, 0.10 mole) in dichloromethane (200 mL) was added. After 2 h at -10 to 0°C, another portion of methanesulfonyl chloride (5 mL, 0.06 mole) was added. After an additional 1 h at -10 to 0°C, water (140 mL) and 3% hydrochloric acid (154 mL) were added. The organic
10 layer was washed with water and evaporated. The residue was dissolved in ethyl acetate and cooled to -10° to -20°C for 2 h. After which compound **24** crystallized and was separated by filtration and washed with cold ethyl acetate. The filtrate was concentrated to give **23** (304 g, 89%) as an orange resin.

15

Example 4

Compound 25: To a solution of **23** (303 g, 0.895 mole) in pyridine (300 mL) and dichloromethane (1100 mL) cooled to -30 to -40°C was added sulfuryl chloride (109 mL, 1.36 mole) dropwise. The mixture was stirred at -20 to
20 -30°C for 1 h followed by the dropwise addition of methanol (53 mL) at -30 to -40°C. The reaction mixture was allowed to warm to room temperature and stirred at ambient temperature overnight. Acetic acid (8 mL) was added followed by the addition of hexane (800 mL) and then filtered. The filtrate was evaporated and diluted with ethyl acetate. The organic layer was
25 washed with water, dried (MgSO₄), filtered through a pad of silica gel and concentrated. The residue was precipitated from ethyl acetate and hexane to give **25** (189 g, 66%) as a red solid which contained ca. 20% of the corresponding olefin regioisomer.

30 Example 5

Compound 26: A mixture of **25** from the previous reaction (188 g, 0.587 mole) in ethanol (362 mL) was heated at 90 - 95°C with the continuous removal of solvent via distillation over a 3.5 h period. The reaction mixture was concentrated to give a solid residue which was recrystallized from ethyl
35 acetate and hexane to give **26** (99 g, 60%) as a white solid.

Example 6

Compound 27: To a solution of **26** (96.5 g, 0.344 mole) in anhydrous THF (750 mL) at 0°C was added 1,8-Diazabicyclo [5.4.0] undec-7-ene (54 mL, 0.361 mole) dropwise. The mixture was stirred at 0°C for 2 h and then at ambient temperature overnight. Acetic acid (1.2g) was added and the reaction mixture was concentrated. The residue was dissolved in ethyl acetate/hexane (1/1) and filtered through a pad of silica gel. The filtrate was concentrated and precipitated from ethyl acetate and hexane to give **27** (58 g, 91%) as a white solid.

10

Example 7

Compound 28: To a solution of **27** (56.6 g, 0.307 mole) in dichloromethane (654 mL) were added N,N-Diisopropylethylamine (161 mL, 0.923 mole) and chloromethyl methyl ether (46.7 mL, 0.615 mole). The mixture was refluxed for 3 h, evaporated and partitioned between ethyl acetate and water. The aqueous layer was separated and extracted twice with ethyl acetate. The combined organic layer was washed with brine, dried (MgSO₄), filtered and evaporated to give **28** (70.2 g, 100 %) as a yellow oil.

20 Example 8

Compound 29: To a solution of **28** (70.2 g, 0.307 mole) in ethanol (1.09 L) and water (218 mL) was added sodium azide (100 g, 1.54 mole) and ammonium chloride (36.2 g, 0.677 mole). The mixture was gently refluxed for 2 h followed by the addition of water (200 mL). Volatiles were removed under reduced pressure followed by extraction of the aqueous layer with ethyl acetate. The combined organic extracts were washed with brine, dried (MgSO₄), filtered and concentrated to give **29** (82 g, 98%) as a yellow oil.

25

Example 9

Compound 30: To a solution of **29** (81.7 g, 0.301 mole) in dichloromethane (690 mL) cooled to 0°C was added triethylamine (58.8 mL, 0.422 mole) and methanesulfonyl chloride (28 mL, 0.362 mole). The solution was stirred at 0°C for 2 h and then at ambient temperature for 30 min. Solvents were evaporated and the residue was partitioned between ethyl acetate and water. The aqueous layer was extracted twice with ethyl acetate, combined, washed with water, dried (MgSO₄), filtered and

35

evaporated to give crude **30** (109 g) as a yellow oil.

Example 10

Compound 31: To a solution of crude **30** (109 g, 0.301 mole) in
5 anhydrous THF (570 mL) cooled to 15 - 20°C was added triphenylphosphine
(86.9 g, 0.331 mole) in anhydrous THF (120 mL) dropwise. The mixture was
stirred at ambient temperature for 4.5 h followed by the addition of
triethylamine (50.4 mL, 0.362 mole) and water (12 mL). The solution was
stirred at ambient temperature overnight, evaporated and partitioned
10 between ethyl acetate and water. The aqueous layer was extracted twice with
ethyl acetate, combined, washed with brine, dried (Na₂SO₄), filtered and
evaporated. Triphenylphosphine oxide which was precipitated from the
crude product with ether and hexane was separated by filtration. The filtrate
was concentrated and the residue was purified by filtration through a short
15 column of silica gel eluting with ethyl acetate/methanol to give **31** (55.2 g,
81%) as a yellow oil.

Example 11

Compound 32: To a solution of **31** (55 g, 0.242 mole) in N,N-
20 dimethylformamide (560 mL) was added sodium azide (78.7 g, 1.21 mole)
and ammonium chloride (25.9 g, 0.484 mole). The mixture was stirred at
65°C for 18 h, cooled, diluted with dichloromethane (500 mL) and filtered.
The filtrate was concentrated and filtered through a pad of silica gel eluting
with ethyl acetate/hexane (1:1) to give **32** (59.2 g, 91%) as a yellow oil.

25

Example 12

Compound 1: A mixture of **32** (59.2 g, 0.22 mole) and HCl/ethanol
(6.2% w/w, 520 mL) was stirred at ambient temperature for 8 h. Solvents
were evaporated and the residue was precipitated from ether to give **1** (50.2
30 g, 87 %) as a brown solid.

Example 13

Compound 2: To a solution of alcohol **1** (2.0 g, 7.61 mmol) in dry
pyridine (25 mL) at ambient temperature was added catalytic 4-
35 dimethylamino pyridine (ca. 50 mg) and acetic anhydride (3.0 mL, 31.8
mmol). The reaction mixture was stirred for 24 h at ambient temperature,

concentrated and partitioned between ethyl acetate and water. The organic layer was separated and sequentially washed with 1 N HCl, water, satd. NaHCO₃, brine and dried (MgSO₄). Concentration *in vacuo* gave a solid which was recrystallized from ethyl acetate/hexane to give 1.9 g (81%) of **2** as an off-white solid. ¹H NMR (CDCl₃): δ 6.65 (t, J = 2.1 Hz, 1H); 5.70-5.66 (m, 2H); 4.23 (q, J = 7.2 Hz, 2H); 4.15-4.04 (m, 1H); 3.82-3.74 (m, 1H); 3.00-2.91 (m, 1H); 2.46-2.34 (m, 1H); 2.11 (s, 3H); 2.03 (s, 3H); 1.31 (t, J = 7.2 Hz, 3H).

Example 14

Compound 3c: To a solution of **2** (360 mg, 1.16 mmol) in dry THF (4.8 mL) was added Tetrakis(triphenylphosphine)palladium(0) (67.0 mg, 0.058 mmol) and N-methyl(1-ethyl propyl)amine (294 mg, 2.90 mmol). The mixture was refluxed for 4 h, concentrated and purified by chromatography eluting with ethyl acetate/hexane (3:7) to give **3c** (153 mg, 38%) as an orange oil.

Example 15

Compound 4c: To a solution of azide **3c** (153 mg, 0.435 mmol) in THF (6.5 mL) was added triphenylphosphine (172 mg, 0.656 mmol) and water (783 μL). The solution was heated at 50°C for 10 h and concentrated. The residue was diluted with ethyl acetate, dried (Na₂SO₄), filtered and evaporated. Purification of the residue by chromatography eluting with ethyl acetate/methanol (7:3) gave **4c** (75 mg, 53%). HRMS (FAB) calcd for C₁₇H₃₂N₃O₃ (MH⁺) 326.2443, found 326.2443.

Example 16

Compound 5c: To a solution of **4c** (59 mg, 0.181 mmol) in THF (1.48 mL) was added 0.974 N potassium hydroxide (186 μL, 0.181 mmol). The reaction mixture was stirred at ambient temperature for 24 h. Solvents were evaporated and the residue was purified by C₁₈ chromatography eluting with water. Fractions containing the desired product were pooled and lyophilized to afford **5c** (50 mg, 83 %) as an off-white solid. ¹H NMR (D₂O) δ 6.55 (s, 1H), 3.73 (t, J=11 Hz, 1H), 3.55 (m, 1H), 2.82 (m, 1H), 2.62 (m, 1H), 2.36 (m, 1H), 2.19 (s, 3H), 2.06 (m, 1H), 2.03 (s, 3H), 1.36-1.48 (m, 4H), 0.86 (m, 6H); HRMS (FAB) calcd for C₁₅H₂₇KN₃O₃ (MH⁺) 336.1689, found 336.1698.

Example 17

Compounds 5a, 5b, 5d, 5e, 5f, 5g, 5h, 5i, 5j, 5k, 5l, 5m: Prepared from **2** by a method similar to that described for **5c**.

Example 18

5 **Compound 6:** To a solution of **2** (1.02 g, 3.28 mmol) in THF (49 mL) was added triphenylphosphine (1.29 g, 4.9 mmol) and water (5.9 mL). The mixture was heated at 50°C for 10 h. Solvents were evaporated and the residue was diluted with ethyl acetate, dried (Na₂SO₄), filtered and evaporated. The residue was purified by chromatography eluting with ethyl
10 acetate/methanol (4:1) to give **6**. HRMS (FAB) calcd for C₁₃H₂₁N₂O₅ (MH⁺) 285.1450, found 285.1452.

Example 19

15 **Compound 7:** To a solution of **6** (920 mg, 3.24 mmol) in dry acetonitrile (19 mL) was added Di-*tert*-butyl dicarbonate (884 mg, 4.05 mmol). The mixture was stirred at ambient temperature for 2.5 h and concentrated to give a residue which was precipitated from ethyl acetate and hexane to give **7** (1.25 g, 100%) as a colorless solid. HRMS (FAB) calcd for C₁₈H₂₉N₂O₇ (MH⁺) 385.1974, found 385.1981.

20

Example 20

25 **Compound 8:** To a solution of **7** (1.0 g, 2.60 mmol) in THF (6.6 mL) and water (2.3 mL) was added Tetrakis(triphenylphosphine)palladium(0) (91 mg, 0.079 mmol) and sodium azide (190 mg, 2.92 mmol). The solution was heated at 75°C for 3 h and then extracted with ethyl ether. The combined
organic extracts were washed with 2N HCl, saturated sodium bicarbonate, brine, dried (MgSO₄), filtered and evaporated. The residue was purified by chromatography eluting with ethyl acetate/hexane (4:6) to give **8** (610 mg, 64%) as an off white solid. HRMS (FAB) calcd for C₁₆H₂₆N₅O₅ (MH⁺)
30 368.1934, found 368.1927.

Example 21

35 **Compound 9:** To a solution of azide **8** (650 mg, 1.77 mmol) in THF (26 mL) was added triphenylphosphine (697 mg, 2.66 mmol) and water (3.25 mL). The solution was heated at 50°C for 10 h. Solvents were evaporated and the residue diluted with ethyl acetate, dried (Na₂SO₄), filtered and

evaporated. The residue was purified by chromatography eluting with ethyl acetate/methanol (4:1) to give **9** (551 mg, 91%). HRMS (FAB) calcd for $C_{16}H_{28}N_3O_5$ (MH^+) 342.2029, found 342.2031.

5 Example 22

Compound 10a: To a solution of **9** (200 mg, 0.586 mmol) in anhydrous methanol (1.7 mL) was added 3-pentanone (119 μ L, 1.17 mmol) followed by the addition of a solution of $NaCNBH_3$ (74 mg, 1.17 mmol) and $ZnCl_2$ (80 mg, 0.587 mmol) in anhydrous methanol (1.7 mL). The mixture
10 was stirred at ambient temperature for 26 h and quenched with saturated ammonium chloride. Volatiles were removed under reduced pressure followed by extraction with ethyl ether. The combined organic extracts were washed with saturated sodium bicarbonate, brine, dried (Na_2SO_4), filtered through a thin pad of silica gel and evaporated to give **10a** (168 mg, 70%) as a
15 colorless solid. HRMS (FAB) calcd for $C_{21}H_{38}N_3O_5$ (MH^+) 412.2811, found 412.2801.

Example 23

Compound 11a: Compound **10a** (161 mg, 0.391 mmol) was dissolved
20 in trifluoroacetic acid (10% in CH_2Cl_2 , 8.8 mL). The mixture was stirred at ambient temperature for 2.5 h and evaporated. The residue was dissolved in ethyl acetate and washed with saturated sodium bicarbonate, dried (Na_2SO_4), filtered and evaporated. The residue was purified by chromatography eluting with ethyl acetate/methanol (6:4) to give **11a** (107 mg, 86%). HRMS
25 (FAB) calcd for $C_{16}H_{30}N_3O_3$ (MH^+) 312.2287, found 312.2290.

Example 24

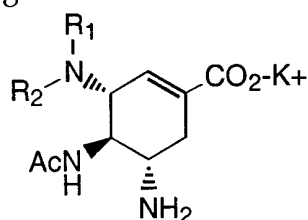
Compound 12a: To a solution of **11a** (50 mg, 0.161 mmol) in THF (1.32 mL) was added 0.974 N potassium hydroxide (165 μ L, 0.161 mmol). The
30 reaction mixture was stirred at ambient temperature for 21 h. Solvents were evaporated and the residue was purified by C_{18} chromatography eluting with water. Fractions containing the desired product were pooled and lyophilized to afford **12a** (40 mg, 77 %) as an off-white solid. 1H NMR (D_2O) δ 6.40 (s, 1H), 3.56 (t, $J = 11$ Hz, 1H), 3.38 (m, 1H), 2.87 (m, 1H), 2.64 (m, 1H),
35 2.54 (m, 1H), 2.09 (m, 1H), 2.06 (s, 3H), 1.40 (m, 4H), 0.82 (m, 6H); HRMS (FAB) calcd for $C_{14}H_{25}KN_3O_3$ (MH^+) 322.1533, found 322.1532.

Example 25

Compound 12b: The title compound was prepared in 33% yield from amine 9 by a method similar to that described for compound 12a. ¹H NMR (D₂O) δ 6.35 (s, 1H), 3.69 (t, J = 11 Hz, 1H), 3.38 (m, 1H), 2.84 (m, 1H), 2.64 (m, 1H), 2.42-2.55 (m, 2H), 2.08 (m, 1H), 2.04 (s, 3H), 1.42 (m, 2H), 0.85 (m, 3H); C₁₂H₂₀KN₃O₃ (MH⁺) 294.1220, found 294.1221.

Example 26

Enzyme Inhibition: Using the methods of screening *in vitro* activity described above, the following activities were observed:



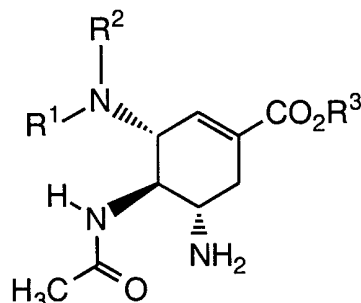
compound	R ₁	R ₂	Neuraminidase IC ₅₀ (nM)	
			Flu A	Flu B
12a	H	CH(CH ₂ CH ₃) ₂	11.5	100
12b	H	CH ₂ CH ₂ CH ₃	200	240
5a	CH ₃	CH ₂ CH ₂ CH ₃	65	65
5b	CH ₃	CH ₂ CH ₂ CH ₂ CH ₃	180	ND
5c	CH ₃	CH(CH ₂ CH ₃) ₂	6	60
5d	CH ₃	CH ₂ CH(CH ₂ CH ₃) ₂	120	ND
5e	CH ₃	CH ₂ CH ₂ C ₆ H ₅	100	565
5f	CH ₃	C ₆ H ₁₁	200	>1000
5g	CH ₂ CH ₃	CH ₂ CH ₂ CH ₃	90	ND
5h	CH ₂ CH ₃	CH ₂ CH ₂ CH ₂ CH ₃	85	175
5i	CH ₂ CH ₂ CH ₃	CH ₂ CH ₂ CH ₃	12	60
5j	CH ₂ CH ₂ CH ₃	CH ₂ C ₃ H ₅	50	ND
5k	-CH ₂ CH ₂ CH ₂ CH ₂ -		400	ND
5l	-CH ₂ CH ₂ CH ₂ CH ₂ CH ₂ -		30	3
5m	-CH ₂ CH ₂ OCH ₂ CH ₂ -		200	30

ND means No Data.

All literature and patent citations above are hereby expressly incorporated by reference in their entirety at the locations of their citation. Specifically cited sections or pages of the above cited works are incorporated by reference with specificity. The invention has been described in detail
5 sufficient to allow one of ordinary skill in the art to make and use the subject matter of the following claims. It is apparent that certain modifications of the methods and compositions of the following claims can be made within the scope and spirit of the invention.

What is claimed is:

1. A compound of the formula (I):



I

5 wherein:

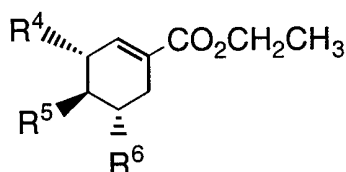
- R^1 is H, R^2 is $-\text{CH}(\text{CH}_2\text{CH}_3)_2$ and R^3 is H;
 R^1 is H, R^2 is $-\text{CH}(\text{CH}_2\text{CH}_3)_2$ and R^3 is $-\text{CH}_2\text{CH}_3$;
 R^1 is H, R^2 is $-\text{CH}_2\text{CH}_2\text{CH}_3$ and R^3 is H;
 R^1 is H, R^2 is $-\text{CH}_2\text{CH}_2\text{CH}_3$ and R^3 is $-\text{CH}_2\text{CH}_3$;
 10 R^1 is $-\text{CH}_3$, R^2 is $-\text{CH}_2\text{CH}_2\text{CH}_3$ and R^3 is H;
 R^1 is $-\text{CH}_3$, R^2 is $-\text{CH}_2\text{CH}_2\text{CH}_3$ and R^3 is $-\text{CH}_2\text{CH}_3$;
 R^1 is $-\text{CH}_3$, R^2 is $-\text{CH}_2\text{CH}_2\text{CH}_2\text{CH}_3$ and R^3 is H;
 R^1 is $-\text{CH}_3$, R^2 is $-\text{CH}_2\text{CH}_2\text{CH}_2\text{CH}_3$ and R^3 is $-\text{CH}_2\text{CH}_3$;
 R^1 is $-\text{CH}_3$, R^2 is $-\text{CH}(\text{CH}_2\text{CH}_3)_2$ and R^3 is H;
 15 R^1 is $-\text{CH}_3$, R^2 is $-\text{CH}(\text{CH}_2\text{CH}_3)_2$ and R^3 is $-\text{CH}_2\text{CH}_3$;
 R^1 is $-\text{CH}_3$, R^2 is $-\text{CH}_2\text{CH}(\text{CH}_2\text{CH}_3)_2$ and R^3 is H;
 R^1 is $-\text{CH}_3$, R^2 is $-\text{CH}_2\text{CH}(\text{CH}_2\text{CH}_3)_2$ and R^3 is $-\text{CH}_2\text{CH}_3$;
 R^1 is $-\text{CH}_3$, R^2 is $-\text{CH}_2\text{CH}_2\text{Ph}$ and R^3 is H;
 R^1 is $-\text{CH}_3$, R^2 is $-\text{CH}_2\text{CH}_2\text{Ph}$ and R^3 is $-\text{CH}_2\text{CH}_3$;
 20 R^1 is $-\text{CH}_3$, R^2 is $-(\text{cyclohexyl})$ and R^3 is H;
 R^1 is $-\text{CH}_3$, R^2 is $-(\text{cyclohexyl})$ and R^3 is $-\text{CH}_2\text{CH}_3$;
 R^1 is $-\text{CH}_2\text{CH}_3$, R^2 is $-\text{CH}_2\text{CH}_2\text{CH}_3$ and R^3 is H;
 R^1 is $-\text{CH}_2\text{CH}_3$, R^2 is $-\text{CH}_2\text{CH}_2\text{CH}_3$ and R^3 is $-\text{CH}_2\text{CH}_3$;
 R^1 is $-\text{CH}_2\text{CH}_3$, R^2 is $-\text{CH}_2\text{CH}_2\text{CH}_2\text{CH}_3$ and R^3 is H;
 25 R^1 is $-\text{CH}_2\text{CH}_3$, R^2 is $-\text{CH}_2\text{CH}_2\text{CH}_2\text{CH}_3$ and R^3 is $-\text{CH}_2\text{CH}_3$;
 R^1 is $-\text{CH}_2\text{CH}_2\text{CH}_3$, R^2 is $-\text{CH}_2\text{CH}_2\text{CH}_3$ and R^3 is H;
 R^1 is $-\text{CH}_2\text{CH}_2\text{CH}_3$, R^2 is $-\text{CH}_2\text{CH}_2\text{CH}_3$ and R^3 is $-\text{CH}_2\text{CH}_3$;
 R^1 is $-\text{CH}_2\text{CH}_2\text{CH}_3$, R^2 is $-\text{CH}_2(\text{cyclopropyl})$ and R^3 is H;

- R¹ is -CH₂CH₂CH₃, R² is -CH₂(cyclopropyl) and R³ is -CH₂CH₃;
R¹ and R² are taken together to form -CH₂CH₂CH₂CH₂- and R³ is H;
R¹ and R² are taken together to form -CH₂CH₂CH₂CH₂- and R³ is
-CH₂CH₃;
5 R¹ and R² are taken together to form -CH₂CH₂CH₂CH₂CH₂- and R³ is
H;
R¹ and R² are taken together to form -CH₂CH₂CH₂CH₂CH₂- and R³ is
-CH₂CH₃;
R¹ and R² are taken together to form -CH₂CH₂OCH₂CH₂- and R³ is H;
10 or
R¹ and R² are taken together to form -CH₂CH₂OCH₂CH₂- and R³ is
-CH₂CH₃;
and salts, solvates and resolved enantiomers thereof.
- 15 2. The compound of Claim 1 wherein R¹ is H, R² is -CH(CH₂CH₃)₂
and R³ is H.
3. The compound of Claim 1 wherein R¹ is H, R² is -CH(CH₂CH₃)₂
and R³ is -CH₂CH₃.
20
4. The compound of Claim 1 wherein R¹ is H, R² is -CH₂CH₂CH₃ and
R³ is H.
5. The compound of Claim 1 wherein R¹ is H, R² is -CH₂CH₂CH₃ and
25 R³ is -CH₂CH₃.
6. The compound of Claim 1 wherein R¹ is -CH₃, R² is -CH₂CH₂CH₃
and R³ is H.
- 30 7. The compound of Claim 1 wherein R¹ is -CH₃, R² is -CH₂CH₂CH₃
and R³ is -CH₂CH₃.
8. The compound of Claim 1 wherein R¹ is -CH₃, R² is
-CH₂CH₂CH₂CH₃ and R³ is H.
35

9. The compound of Claim 1 wherein R¹ is -CH₃, R² is -CH₂CH₂CH₂CH₃ and R³ is -CH₂CH₃.
10. The compound of Claim 1 wherein R¹ is -CH₃, R² is -CH(CH₂CH₃)₂ and R³ is H.
11. The compound of Claim 1 wherein R¹ is -CH₃, R² is -CH(CH₂CH₃)₂ and R³ is -CH₂CH₃.
12. The compound of Claim 1 wherein R¹ is -CH₃, R² is -CH₂CH(CH₂CH₃)₂ and R³ is H.
13. The compound of Claim 1 wherein R¹ is -CH₃, R² is -CH₂CH(CH₂CH₃)₂ and R³ is -CH₂CH₃.
14. The compound of Claim 1 wherein R¹ is -CH₃, R² is -CH₂CH₂Ph and R³ is H.
15. The compound of Claim 1 wherein R¹ is -CH₃, R² is -CH₂CH₂Ph and R³ is -CH₂CH₃.
16. The compound of Claim 1 wherein R¹ is -CH₃, R² is -(cyclohexyl) and R³ is H.
17. The compound of Claim 1 wherein R¹ is -CH₃, R² is -(cyclohexyl) and R³ is -CH₂CH₃.
18. The compound of Claim 1 wherein R¹ is -CH₂CH₃, R² is -CH₂CH₂CH₃ and R³ is H.
19. The compound of Claim 1 wherein R¹ is -CH₂CH₃, R² is -CH₂CH₂CH₃ and R³ is -CH₂CH₃.
20. The compound of Claim 1 wherein R¹ is -CH₂CH₃, R² is -CH₂CH₂CH₂CH₃ and R³ is H.

21. The compound of Claim 1 wherein R¹ is -CH₂CH₃, R² is -CH₂CH₂CH₂CH₃ and R³ is -CH₂CH₃.
22. The compound of Claim 1 wherein R¹ is -CH₂CH₂CH₃, R² is -CH₂CH₂CH₃ and R³ is H.
23. The compound of Claim 1 wherein R¹ is -CH₂CH₂CH₃, R² is -CH₂CH₂CH₃ and R³ is -CH₂CH₃.
24. The compound of Claim 1 wherein R¹ is -CH₂CH₂CH₃, R² is -CH₂(cyclopropyl) and R³ is H.
25. The compound of Claim 1 wherein R¹ is -CH₂CH₂CH₃, R² is -CH₂(cyclopropyl) and R³ is -CH₂CH₃.
26. The compound of Claim 1 wherein R¹ and R² are taken together to form -CH₂CH₂CH₂CH₂- and R³ is H.
27. The compound of Claim 1 wherein R¹ and R² are taken together to form -CH₂CH₂CH₂CH₂- and R³ is -CH₂CH₃.
28. The compound of Claim 1 wherein R¹ and R² are taken together to form -CH₂CH₂CH₂CH₂CH₂- and R³ is H.
29. The compound of Claim 1 wherein R¹ and R² are taken together to form -CH₂CH₂CH₂CH₂CH₂- and R³ is -CH₂CH₃.
30. The compound of Claim 1 wherein R¹ and R² are taken together to form -CH₂CH₂OCH₂CH₂- and R³ is H.
31. The compound of Claim 1 wherein R¹ and R² are taken together to form -CH₂CH₂OCH₂CH₂- and R³ is -CH₂CH₃.

32. A compound of the formula (II):

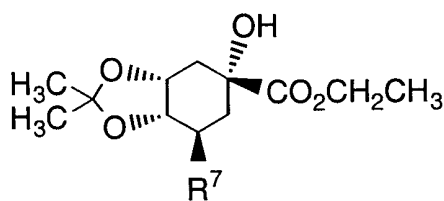


II

wherein:

- 5 R⁴ is -OH, R⁵ is -NH₂ and R⁶ is -N₃;
 R⁴ is -OC(O)CH₃, R⁵ is -N(H)(C(O)CH₃) and R⁶ is -N₃;
 R⁴ is -N(CH₃)(CH₂CH₂CH₃), -N(CH₃)(CH₂CH₂CH₂CH₃),
 -N(CH₃)(CH(CH₂CH₃)₂), -N(CH₃)(CH₂CH(CH₂CH₃)₂), -N(CH₃)(CH₂CH₂Ph),
 -N(CH₃)(cyclohexyl), -N(CH₂CH₃)(CH₂CH₂CH₃),
 10 -N(CH₂CH₃)(CH₂CH₂CH₂CH₃), -N(CH₂CH₂CH₃)(CH₂CH₂CH₃),
 -N(CH₂CH₂CH₃)(CH₂(cyclopropyl)), -(1-C₄H₈N), -(1-C₅H₁₀N), or -(1-C₄H₈NO),
 R⁵ is -N(H)(C(O)CH₃) and R⁶ is -N₃;
 R⁴ is -N(CH₃)(CH₂CH₂CH₃), -N(CH₃)(CH₂CH₂CH₂CH₃),
 -N(CH₃)(CH(CH₂CH₃)₂), -N(CH₃)(CH₂CH(CH₂CH₃)₂), -N(CH₃)(CH₂CH₂Ph),
 15 -N(CH₃)(cyclohexyl), -N(CH₂CH₃)(CH₂CH₂CH₃),
 -N(CH₂CH₃)(CH₂CH₂CH₂CH₃), -N(CH₂CH₂CH₃)(CH₂CH₂CH₃),
 -N(CH₂CH₂CH₃)(CH₂(cyclopropyl)), -(1-C₄H₈N), -(1-C₅H₁₀N), or -(1-C₄H₈NO),
 R⁵ is -N(H)(C(O)CH₃) and R⁶ is -NH₂;
 R⁴ is -OC(O)CH₃, R⁵ is -N(H)(C(O)CH₃) and R⁶ is -NH₂;
 20 R⁴ is -OC(O)CH₃, R⁵ is -N(H)(C(O)CH₃) and R⁶ is
 -N(H)(C(O)OC(CH₃)₃);
 R⁴ is -N₃, R⁵ is -N(H)(C(O)CH₃) and R⁶ is -N(H)(C(O)OC(CH₃)₃);
 R⁴ is -NH₂, R⁵ is -N(H)(C(O)CH₃) and R⁶ is -N(H)(C(O)OC(CH₃)₃);
 R⁴ is -N(H)(CH₂CH₂CH₃), or -N(H)(CH(CH₂CH₃)₂), R⁵ is
 25 -N(H)(C(O)CH₃) and R⁶ is -N(H)(C(O)OC(CH₃)₃);
 R⁴ is -N(H)(CH₂CH₂CH₃), or -N(H)(CH(CH₂CH₃)₂), R⁵ is
 -N(H)(C(O)CH₃) and R⁶ is -NH₂; or
 R⁴ is -OCH₂OCH₃, R⁵ is -NH₂ and R⁶ is -N₃;
 and salts, solvates and resolved enantiomers thereof.

33. A compound of the formula (III):

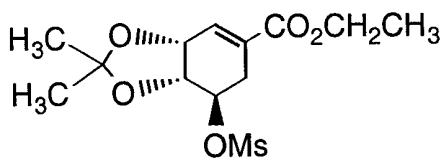


III ;

wherein:

- 5 R⁷ is -OH or -OMs;
and salts, solvates and resolved enantiomers thereof.

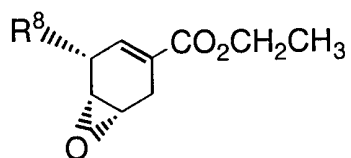
34. A compound of the formula (IV):



IV

- 10 and salts, solvates and resolved enantiomers thereof.

35. A compound of the formula (V):

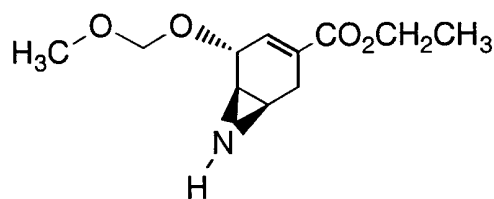


V

- 15 wherein:

 R⁸ is -OH, or -OCH₂OCH₃;
and salts, solvates and resolved enantiomers thereof.

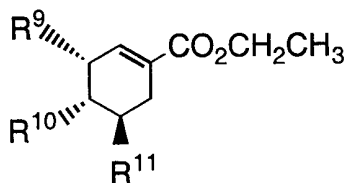
- 20 36. A compound of the formula (VI):



VI

and salts, solvates and resolved enantiomers thereof.

37. A compound of the formula (VII):



VII

5

wherein:

R^9 is -OH, R_{10} is -OH, and R_{11} is -OMs;

R^9 is -OCH₂OCH₃, R_{10} is -OH, and R_{11} is -N₃; or

R^9 is -OCH₂OCH₃, R_{10} is -OMs, and R_{11} is -N₃;

10 and salts, solvates and resolved enantiomers thereof.

38. A compound of Claim 1 further comprising a pharmaceutically-acceptable carrier.

15 39. A method of inhibiting the activity of neuraminidase comprising the step of contacting a sample suspected of containing neuraminidase with a compound of Claim 1.

20 40. The method of Claim 39 wherein the neuraminidase is influenza neuraminidase *in vivo*.

41. A method for the treatment or prophylaxis of influenza infection in a host comprising administering to the host a therapeutically effective amount of a compound of Claim 1.

25

42. The method of Claim 41 wherein the compound further comprises a pharmaceutically-acceptable carrier.

INTERNATIONAL SEARCH REPORT

Inte onal Application No PCT/US 98/26327

A. CLASSIFICATION OF SUBJECT MATTER
 IPC 6 C07C233/52 C07C69/75 C07C69/75 A61K31/16 A61K31/215

According to International Patent Classification (IPC) or to both national classification and IPC

B. FIELDS SEARCHED

Minimum documentation searched (classification system followed by classification symbols)
 IPC 6 C07C A61K

Documentation searched other than minimum documentation to the extent that such documents are included in the fields searched

Electronic data base consulted during the international search (name of data base and, where practical, search terms used)

C. DOCUMENTS CONSIDERED TO BE RELEVANT

Category °	Citation of document, with indication, where appropriate, of the relevant passages	Relevant to claim No.
A	WO 91 16320 A (BIOTA SCIENT MANAGEMENT) 31 October 1991 cited in the application -----	1

Further documents are listed in the continuation of box C.
 Patent family members are listed in annex.

° Special categories of cited documents :

"A" document defining the general state of the art which is not considered to be of particular relevance "E" earlier document but published on or after the international filing date "L" document which may throw doubts on priority claim(s) or which is cited to establish the publication date of another citation or other special reason (as specified) "O" document referring to an oral disclosure, use, exhibition or other means "P" document published prior to the international filing date but later than the priority date claimed	"T" later document published after the international filing date or priority date and not in conflict with the application but cited to understand the principle or theory underlying the invention "X" document of particular relevance; the claimed invention cannot be considered novel or cannot be considered to involve an inventive step when the document is taken alone "Y" document of particular relevance; the claimed invention cannot be considered to involve an inventive step when the document is combined with one or more other such documents, such combination being obvious to a person skilled in the art. "&" document member of the same patent family
---	---

Date of the actual completion of the international search 15 March 1999	Date of mailing of the international search report 07.04.99
---	---

Name and mailing address of the ISA European Patent Office, P.B. 5818 Patentlaan 2 NL - 2280 HV Rijswijk Tel. (+31-70) 340-2040, Tx. 31 651 epo nl, Fax: (+31-70) 340-3016	Authorized officer <p style="text-align: center; font-size: 1.2em;">Goetz, G</p>
--	---

INTERNATIONAL SEARCH REPORT

International application No.

PCT/US 98/26327

Box I Observations where certain claims were found unsearchable (Continuation of item 1 of first sheet)

This International Search Report has not been established in respect of certain claims under Article 17(2)(a) for the following reasons:

1. Claims Nos.:
because they relate to subject matter not required to be searched by this Authority, namely:
Although claims 40-42 are directed to a method of treatment of the human/
animal body, the search has been carried out and based on the alleged
effects of the compound/composition.
2. Claims Nos.:
because they relate to parts of the International Application that do not comply with the prescribed requirements to such
an extent that no meaningful International Search can be carried out, specifically:
3. Claims Nos.:
because they are dependent claims and are not drafted in accordance with the second and third sentences of Rule 6.4(a).

Box II Observations where unity of invention is lacking (Continuation of item 2 of first sheet)

This International Searching Authority found multiple inventions in this international application, as follows:

1. As all required additional search fees were timely paid by the applicant, this International Search Report covers all
searchable claims.
2. As all searchable claims could be searched without effort justifying an additional fee, this Authority did not invite payment
of any additional fee.
3. As only some of the required additional search fees were timely paid by the applicant, this International Search Report
covers only those claims for which fees were paid, specifically claims Nos.:
4. No required additional search fees were timely paid by the applicant. Consequently, this International Search Report is
restricted to the invention first mentioned in the claims: it is covered by claims Nos.:

Remark on Protest

- The additional search fees were accompanied by the applicant's protest.
- No protest accompanied the payment of additional search fees.

INTERNATIONAL SEARCH REPORT

Information on patent family members

International Application No PCT/US 98/26327

Patent document cited in search report	Publication date	Patent family member(s)	Publication date
WO 9116320 A	31-10-1991	AP 249 A	17-03-1993
		AT 161253 T	15-01-1998
		AU 7533891 A	12-12-1991
		AU 654815 B	24-11-1994
		AU 7759091 A	11-11-1991
		CA 2081356 A	25-10-1991
		CN 1057260 A, B	25-12-1991
		CN 1150020 A	21-05-1997
		CN 1184108 A	10-06-1998
		CS 9101145 A	17-12-1991
		DE 69128469 D	29-01-1998
		DE 69128469 T	04-06-1998
		EP 0526543 A	10-02-1993
		EP 0786458 A	30-07-1997
		ES 2113881 T	16-05-1998
		FI 924790 A	22-10-1992
		GR 3026225 T	29-05-1998
		HR 930455 A	30-04-1996
		HU 61989 A	29-03-1993
		HU 9500070 A	28-04-1995
		IL 97936 A	08-12-1995
		NO 302751 B	20-04-1998
		NO 974670 A	18-12-1992
		NZ 237936 A	22-08-1997
		OA 9679 A	15-05-1993
		PL 167192 B	31-08-1995
		PL 166918 B	31-07-1995
		PL 167630 B	31-10-1995
		PT 97460 A	31-01-1992
		SG 43170 A	17-10-1997
		SI 9110745 A	30-04-1997
		US 5648379 A	15-07-1997
		US 5360817 A	01-11-1994
