



US00D687132S

(12) **United States Design Patent**
Snelling

(10) **Patent No.:** **US D687,132 S**

(45) **Date of Patent:** **** Jul. 30, 2013**

(54) **POOLSIDE GRATE**

(75) Inventor: **Peter Snelling**, West Lake (AU)

(73) Assignee: **Hydrotech Pty Ltd.** (AU)

(**) Term: **14 Years**

(21) Appl. No.: **29/427,799**

(22) Filed: **Jul. 23, 2012**

(51) **LOC (9) Cl.** **23-01**

(52) **U.S. Cl.**
USPC **D23/261**

(58) **Field of Classification Search**
USPC D23/260-261, 267; D25/2, 53, 153,
D25/156, 154, 155; 52/168, 169.5, 169.7,
52/302.3; 4/507, 508, 510
See application file for complete search history.

(56) **References Cited**

U.S. PATENT DOCUMENTS

D349,774	S *	8/1994	Kongsgaard	D25/156
D437,427	S *	2/2001	Shaffer	D25/156
6,805,517	B2 *	10/2004	Chapek	405/43
7,121,759	B2 *	10/2006	Woodson et al.	404/2

7,393,153	B2 *	7/2008	Woodson et al.	404/2
D636,099	S *	4/2011	Curtin et al.	D25/156
2001/0030149	A1 *	10/2001	Naddy	210/162
2002/0178660	A1 *	12/2002	Lawson	52/168
2004/0003549	A1 *	1/2004	Lawson	52/168
2004/0005192	A1 *	1/2004	Chapek	405/39
2006/0078377	A1 *	4/2006	Woodson et al.	404/2
2012/0107044	A1 *	5/2012	Bartley et al.	404/2

* cited by examiner

Primary Examiner — Eric Goodman

(74) *Attorney, Agent, or Firm* — Akerman Senterfitt


(57) **CLAIM**

The ornamental design of a poolside grate, as shown and described.

DESCRIPTION

FIG. 1 is a top view of a poolside grate;
FIG. 2 is a left side view thereof;
FIG. 3 is a right side view thereof;
FIG. 4 is a perspective view thereof;
FIG. 5 is a left end view thereof;
FIG. 6 is a right end view thereof; and,
FIG. 7 is a bottom view thereof.

1 Claim, 5 Drawing Sheets



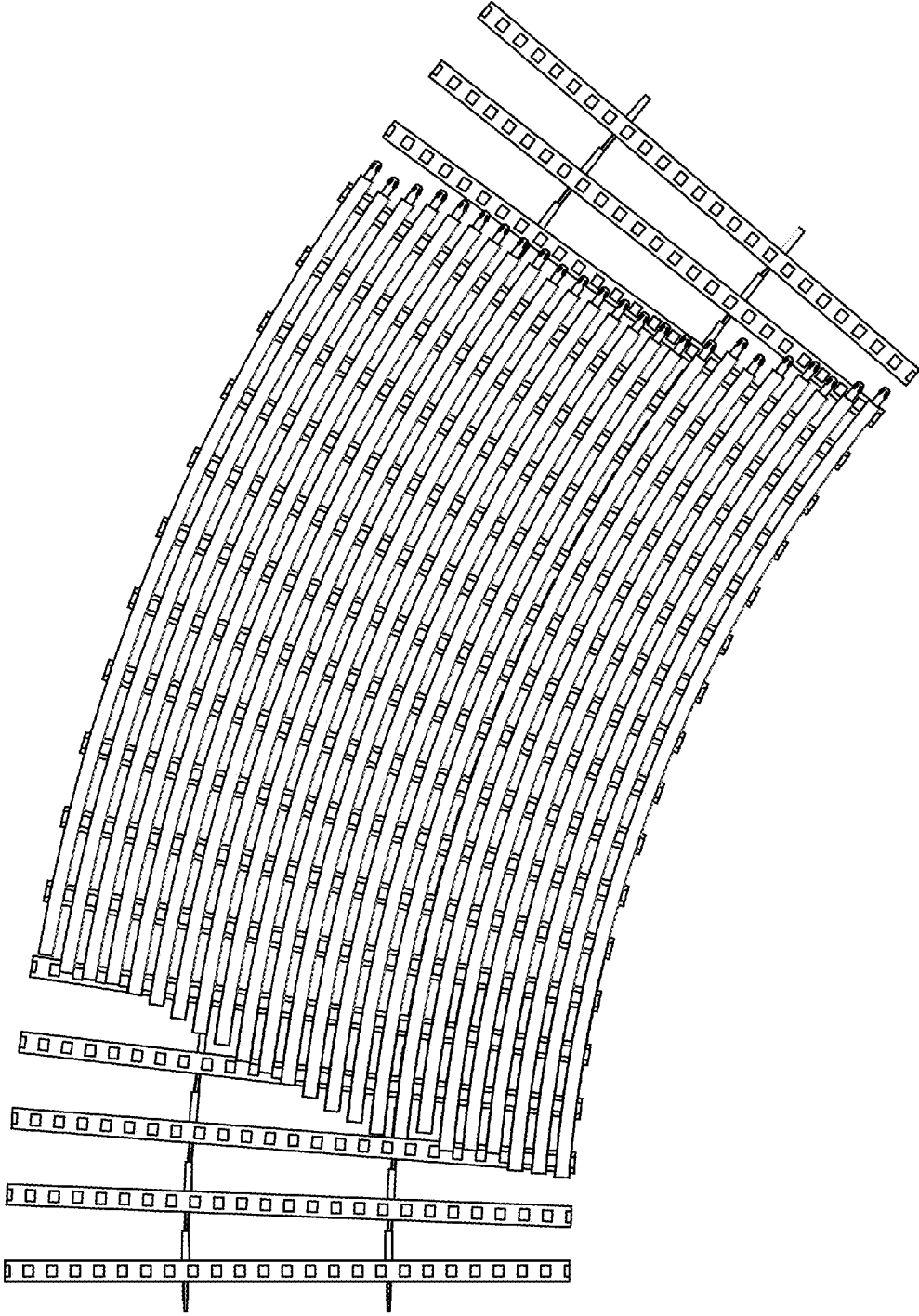


Figure 1



Figure 3

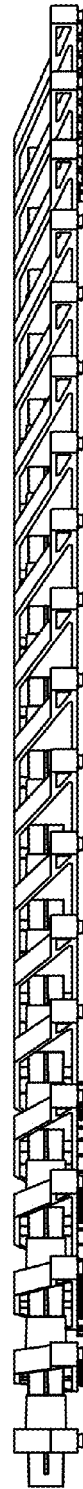


Figure 2




Figure 4



Figure 6



Figure 5

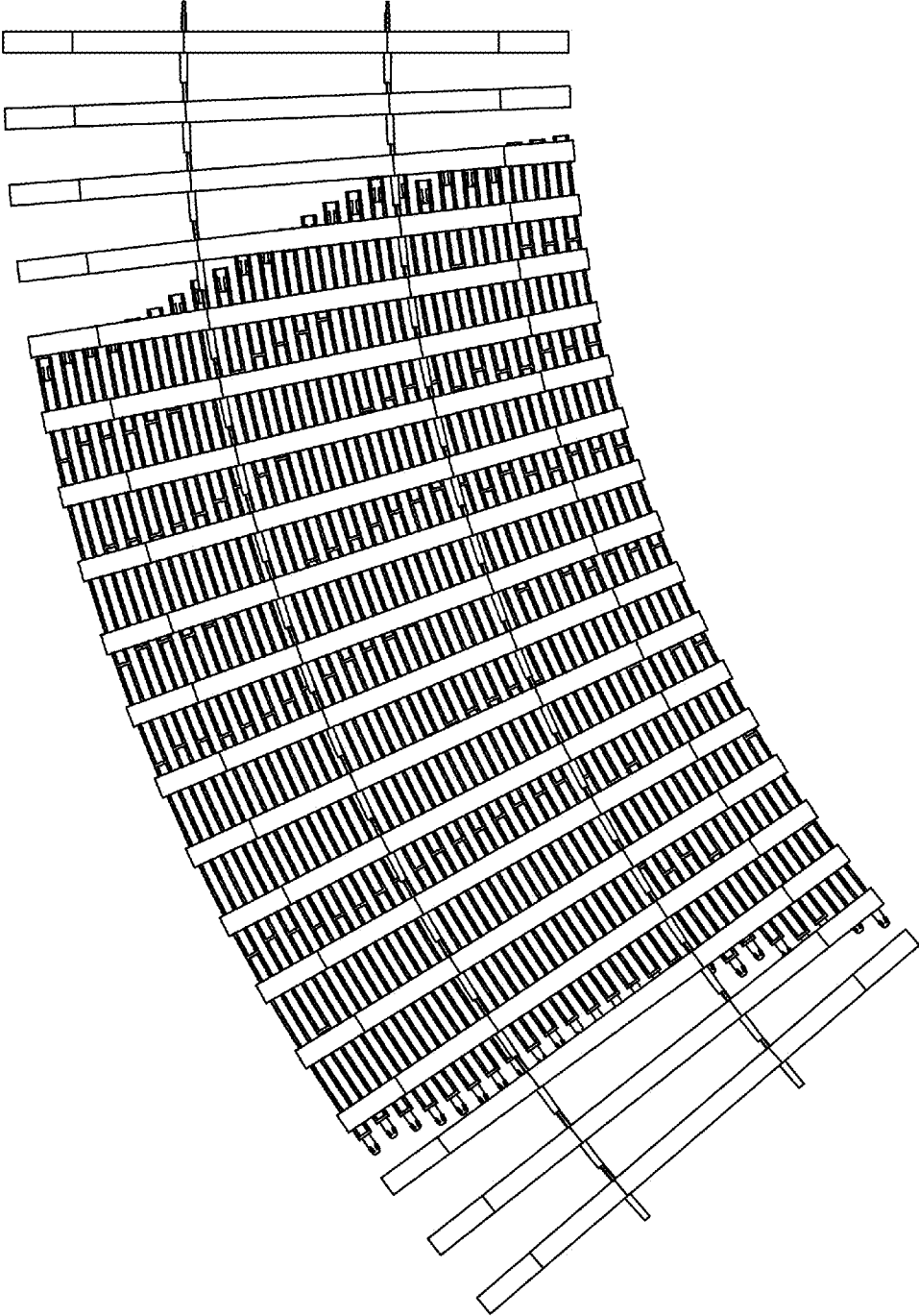


Figure 7