



US0D1067166S

(12) **United States Design Patent**
Yagi et al.

(10) **Patent No.:** **US D1,067,166 S**

(45) **Date of Patent:** **** Mar. 18, 2025**

(54) **TIRE FOR AUTOMOBILE**
(71) Applicant: **SUMITOMO RUBBER INDUSTRIES, LTD.**, Hyogo (JP)
(72) Inventors: **Kenta Yagi**, Kobe (JP); **Luis Gonzalez**, Fontana, CA (US)
(**) Term: **15 Years**

D792,322 S *	7/2017	Taniguchi	D12/521
D796,424 S *	9/2017	Serva	D12/521
D844,543 S *	4/2019	Lamb	D12/528
D894,098 S *	8/2020	Fox	D12/527
D900,710 S *	11/2020	Basl	D12/519
D918,825 S *	5/2021	Wu	D12/528
D1,012,010 S *	1/2024	Speziari	D12/521
2021/0387480 A1 *	12/2021	Yagi	B60C 11/12
2024/0343071 A1 *	10/2024	Yagi	B60C 11/0306

* cited by examiner

(21) Appl. No.: **35/521,046**

Primary Examiner — John A Voytek

(22) Filed: **May 25, 2023**

(57) **CLAIM**

(80) **Hague Agreement Data**

The ornamental design for a tire for automobile as shown and described.

Int. Filing Date: **May 25, 2023**
Int. Reg. No.: **DM/229199**
Int. Reg. Date: **May 25, 2023**
Int. Reg. Pub. Date: **May 31, 2024**

DESCRIPTION

(51) **LOC (15) Cl.** **12-15**

1. Tire for automobile

(52) **U.S. Cl.**
USPC **D12/527**

1.1 : Front

1.2 : Back

1.3 : Top

1.4 : Bottom

1.5 : Right

1.6 : Left

1.7 : Perspective

1.8 : Enlarged

(58) **Field of Classification Search**
USPC D12/500–532, 604
CPC Y10T 152/10027; B60C 1/0016; B60C 11/0306; B60C 11/0302; B60C 3/06; B60C 9/17
See application file for complete search history.

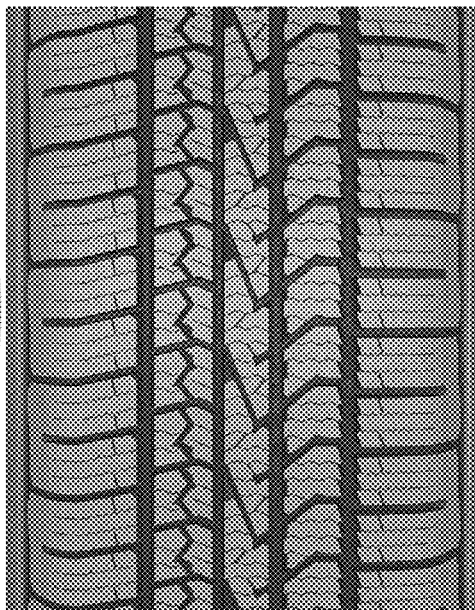
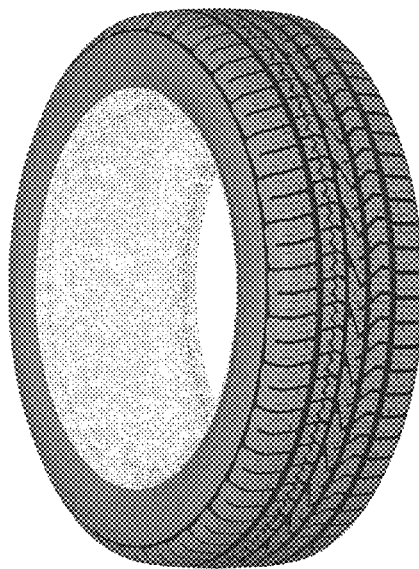
The ghosted or low contrasted showing of portions of a tire for automobile do not form part of the claimed design; fig. **1.1** is a front elevation view of the tire for automobile; fig. **1.2** is a back elevation view thereof; fig. **1.3** is a top plan view thereof; fig. **1.4** is a bottom plan view thereof; fig. **1.5** is a right side elevation view thereof; fig. **1.6** is a left side elevation view thereof; fig. **1.7** is a perspective view thereof; and fig. **1.8** is an enlarged partial front elevation view thereof, wherein the enlargement area is indicated by the broken line bracket marked **1.8** in fig. **1.1**.

(56) **References Cited**

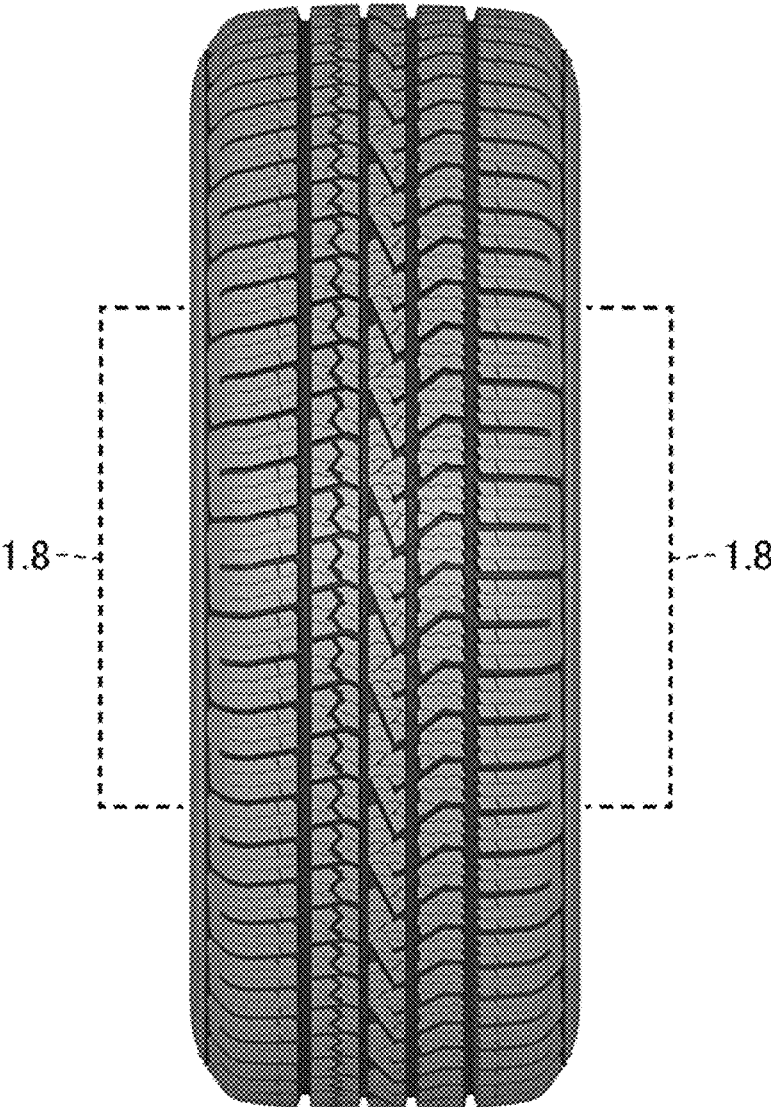
U.S. PATENT DOCUMENTS

D453,919 S *	2/2002	Mast	D12/528
D545,264 S *	6/2007	Takahashi	D12/532
D551,158 S *	9/2007	Collette	D12/528
D600,192 S *	9/2009	Sato	D12/521
D600,194 S *	9/2009	Matsumoto	D12/527
D603,325 S *	11/2009	Miyazaki	D12/531
D623,587 S *	9/2010	Ohashi	D12/521

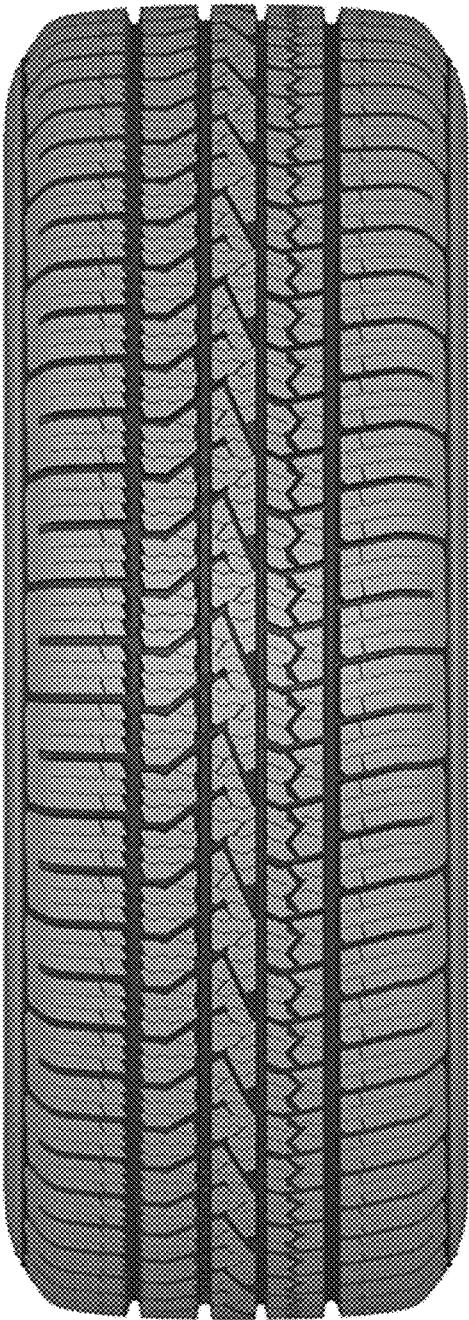
1 Claim, 8 Drawing Sheets



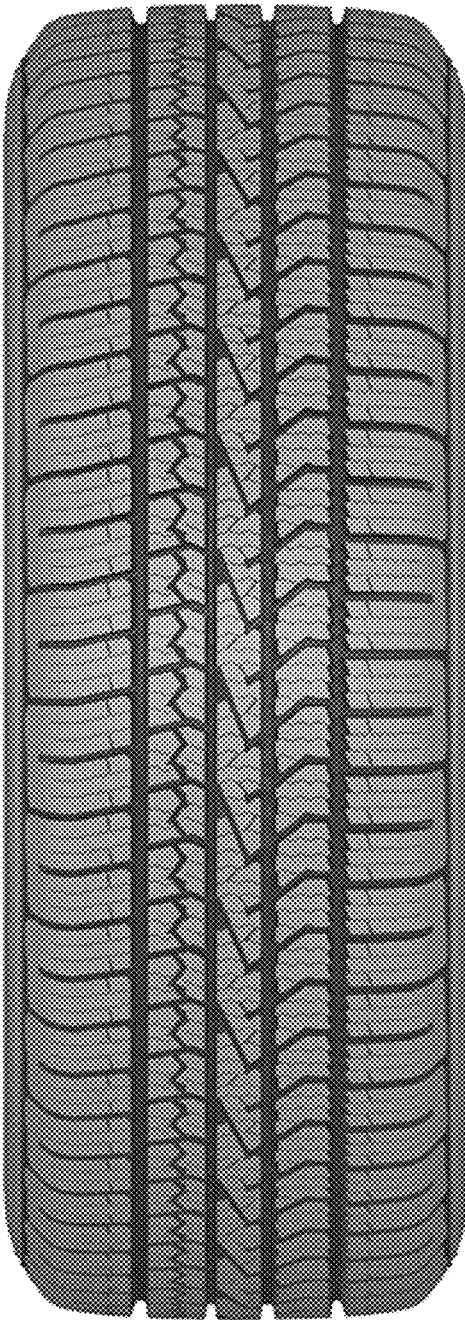
1.1



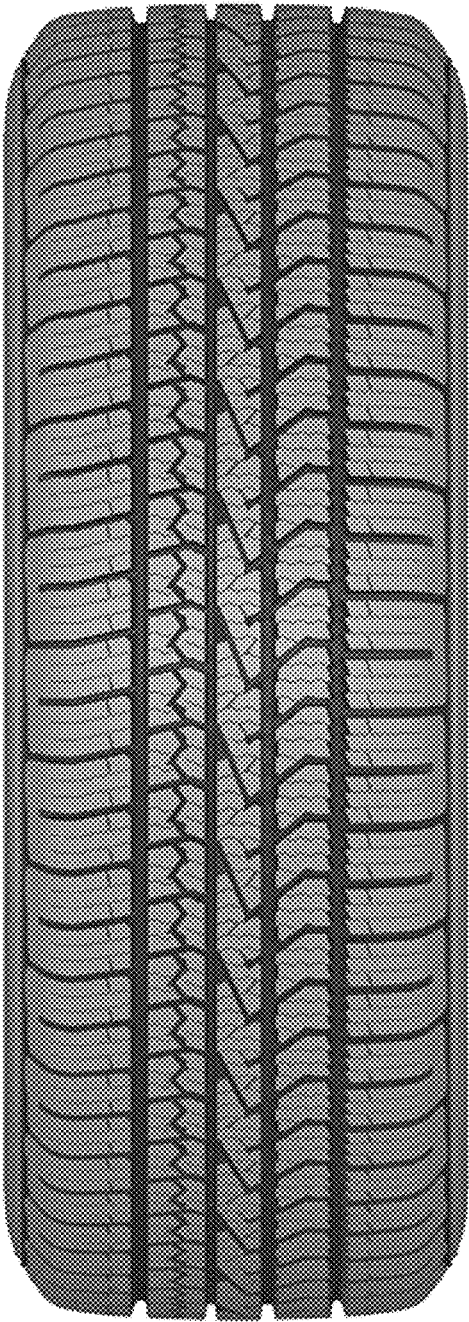
1.2



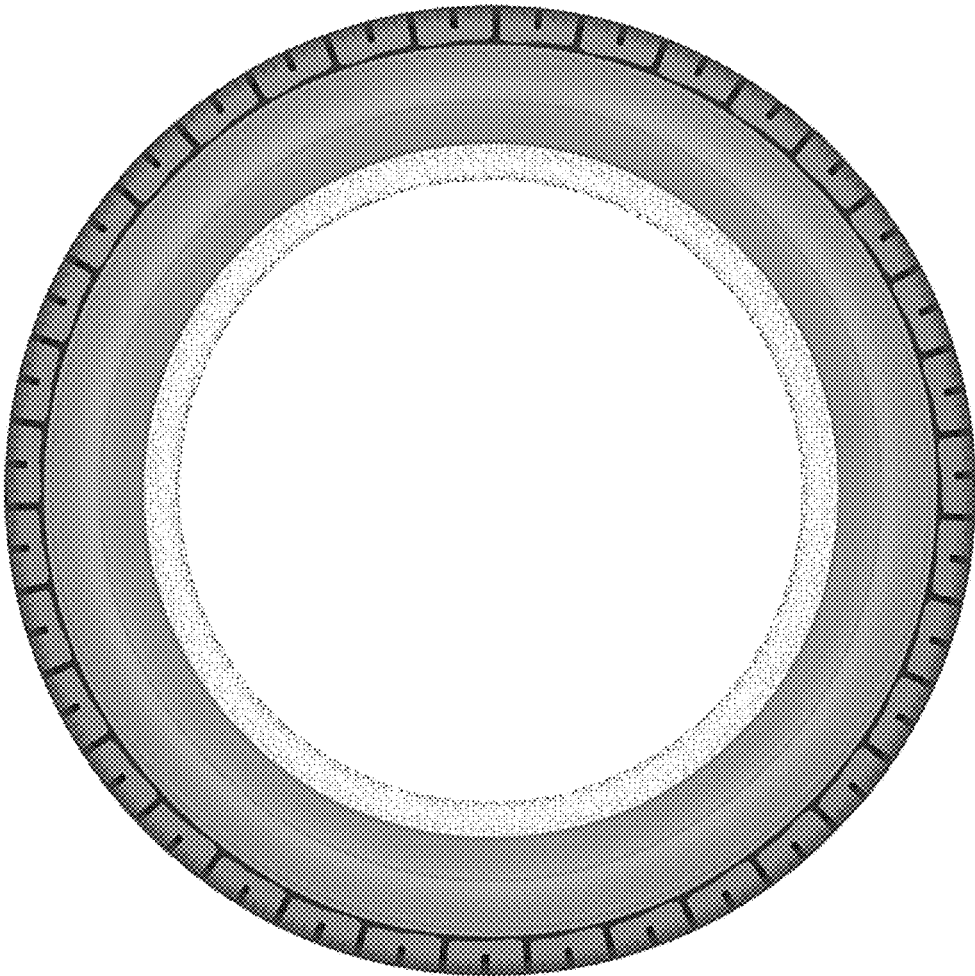
1.3



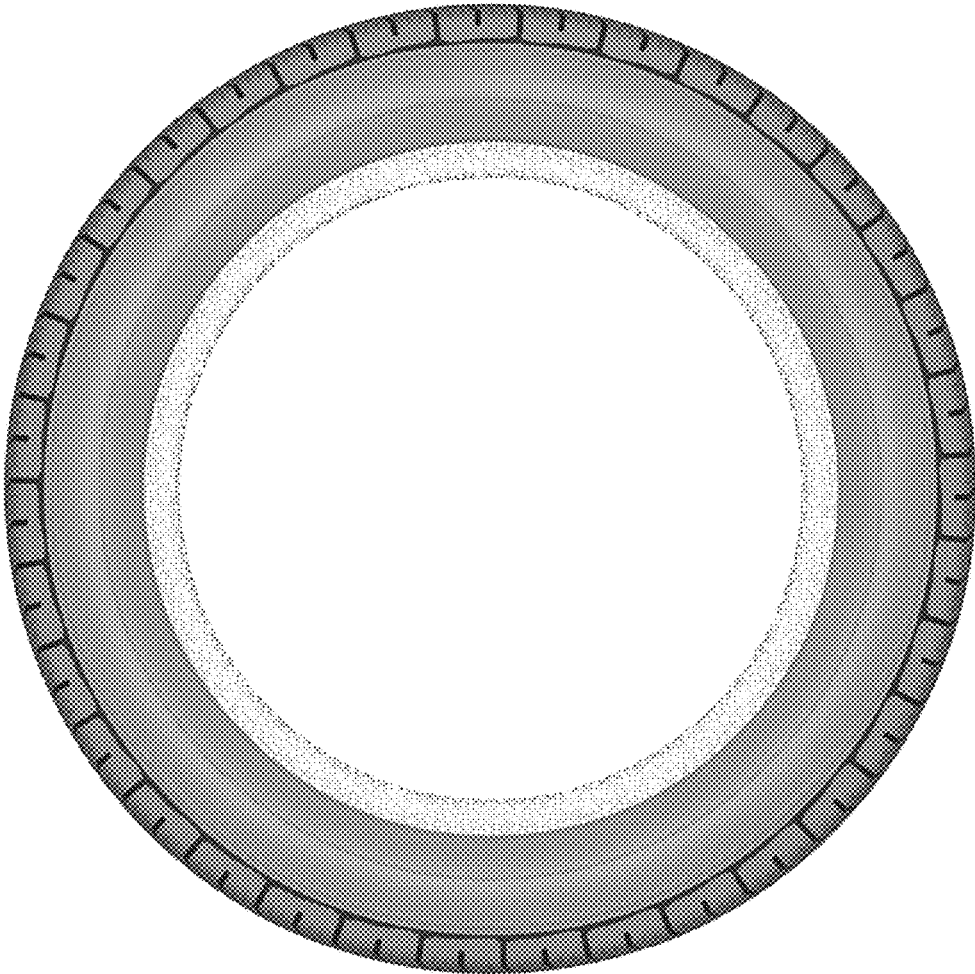
1.4



1.5



1.6



1.7



1.8

