



(12) **United States Design Patent**  
**Lee**

(10) **Patent No.:** **US D577,679 S**  
(45) **Date of Patent:** **\*\* Sep. 30, 2008**

(54) **ELECTRICAL OUTLET**  
(75) Inventor: **Dominic Kam Nam Lee**, Hong Kong (CN)  
(73) Assignee: **Multiway Industries Ltd**, Hong Kong (CN)  
(\*\*) Term: **14 Years**  
(21) Appl. No.: **29/236,017**

*Primary Examiner*—Jennifer Rivard  
*Assistant Examiner*—Rosemary K Tarca  
(74) *Attorney, Agent, or Firm*—Frost Brown Todd, LLC

(57) **CLAIM**

The ornamental design for an electrical outlet, as shown and described.

(22) Filed: **Aug. 10, 2005**  
(51) **LOC (8) Cl.** ..... **13-03**  
(52) **U.S. Cl.** ..... **D13/139.7**  
(58) **Field of Classification Search** ..... **D13/137.1, D13/137.3, 137.4, 139.1, 139.4, 139.6–139.8, D13/160, 162, 164, 178, 184; 361/118, 119; 439/106–108, 188, 535, 650–654**  
See application file for complete search history.

**DESCRIPTION**

FIG. 1 presents a front pictorial view of an electrical outlet embodying my ornamental design.  
FIG. 2 presents a front elevational view of my ornamental design.  
FIG. 3 presents a right side elevational view of my ornamental design.  
FIG. 4 presents a rear elevational view of my ornamental design.  
FIG. 5 presents a left side elevational view of my ornamental design.  
FIG. 6 presents a top plan view of my ornamental design.  
FIG. 7 presents a bottom view of my ornamental design; and, FIG. 8 presents a cross-sectional view taken along line 8—8 shown in FIG. 2.

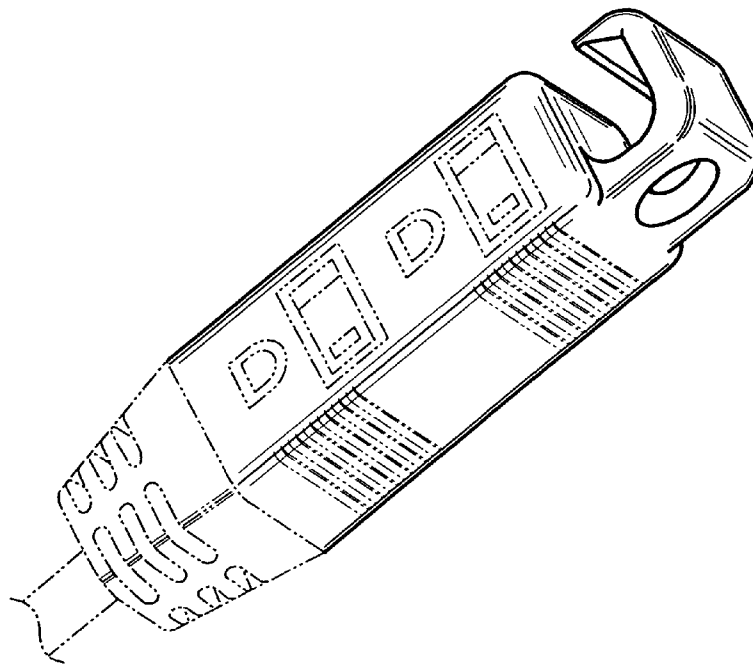
(56) **References Cited**  
U.S. PATENT DOCUMENTS  
D164,338 S \* 8/1951 Tyler ..... D13/137.2  
D428,327 S \* 7/2000 Stekelenburg ..... D8/359  
D434,000 S \* 11/2000 Miller ..... D13/137.4  
D445,091 S \* 7/2001 Tong et al. .... D13/139.8  
D483,331 S \* 12/2003 Adachi et al. .... D13/139.7  
D483,723 S \* 12/2003 Adachi et al. .... D13/139.7  
D487,726 S \* 3/2004 Okuda ..... D13/156  
D549,657 S \* 8/2007 Ng ..... D13/139.8

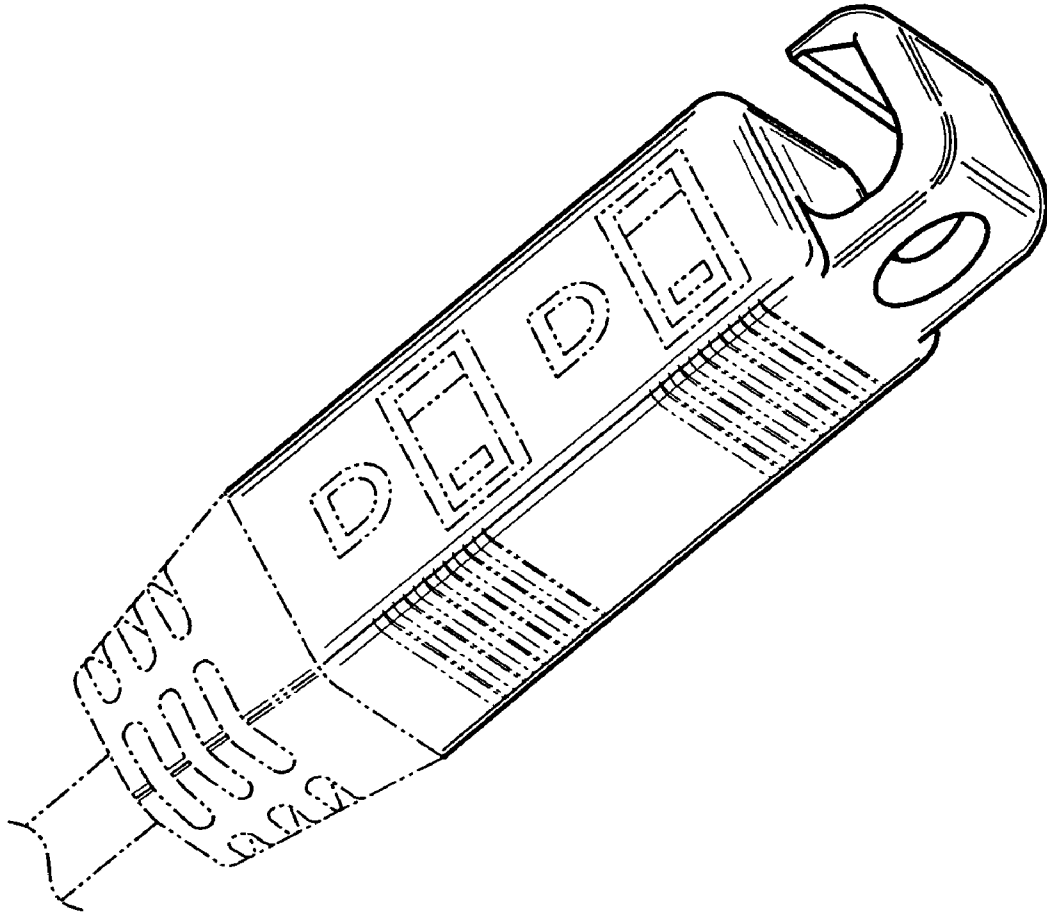
The horizontal broken lines which connect the ends of the existing full line disclosure define the bounds of the claimed design. All other broken lines are for illustrative purposes only. None of the broken lines form a part of the claimed design.

OTHER PUBLICATIONS  
Consumer Products Catalogue, p. 2, www.exito.com.tw, Apr. 26, 2005.

\* cited by examiner

**1 Claim, 7 Drawing Sheets**





—FIG. 1

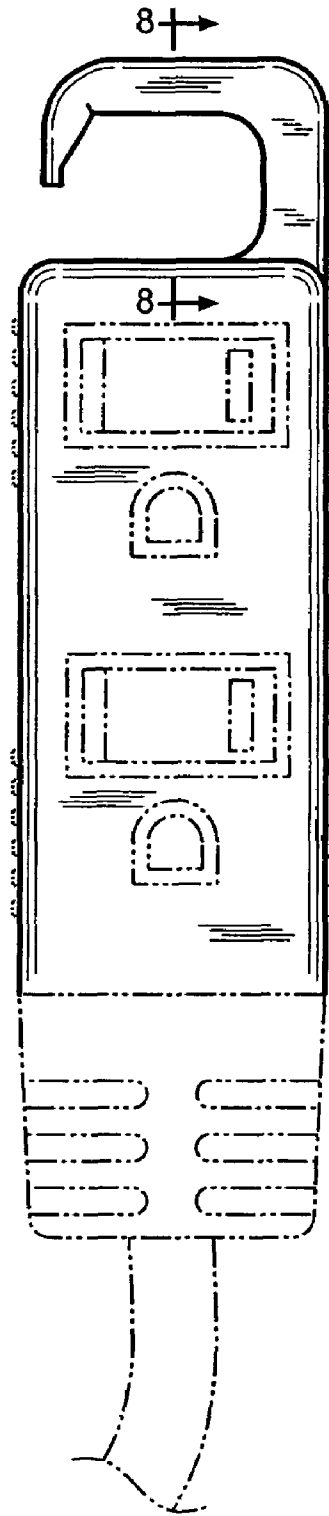



FIG. 2



—FIG. 3

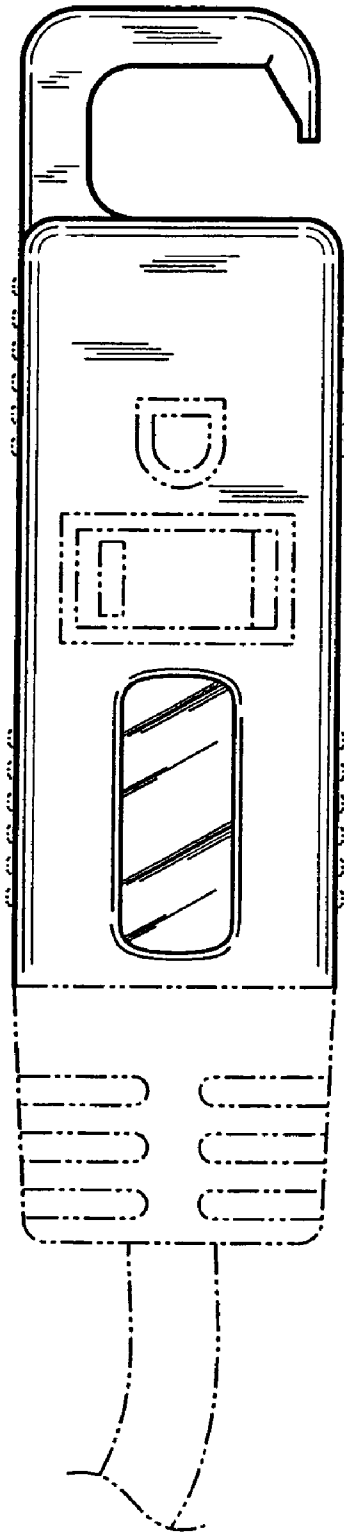




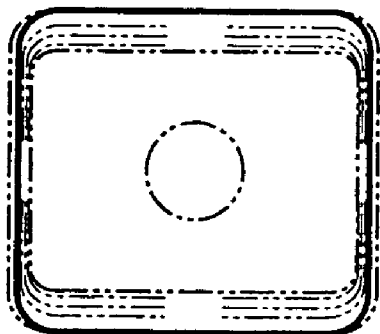
FIG. 4



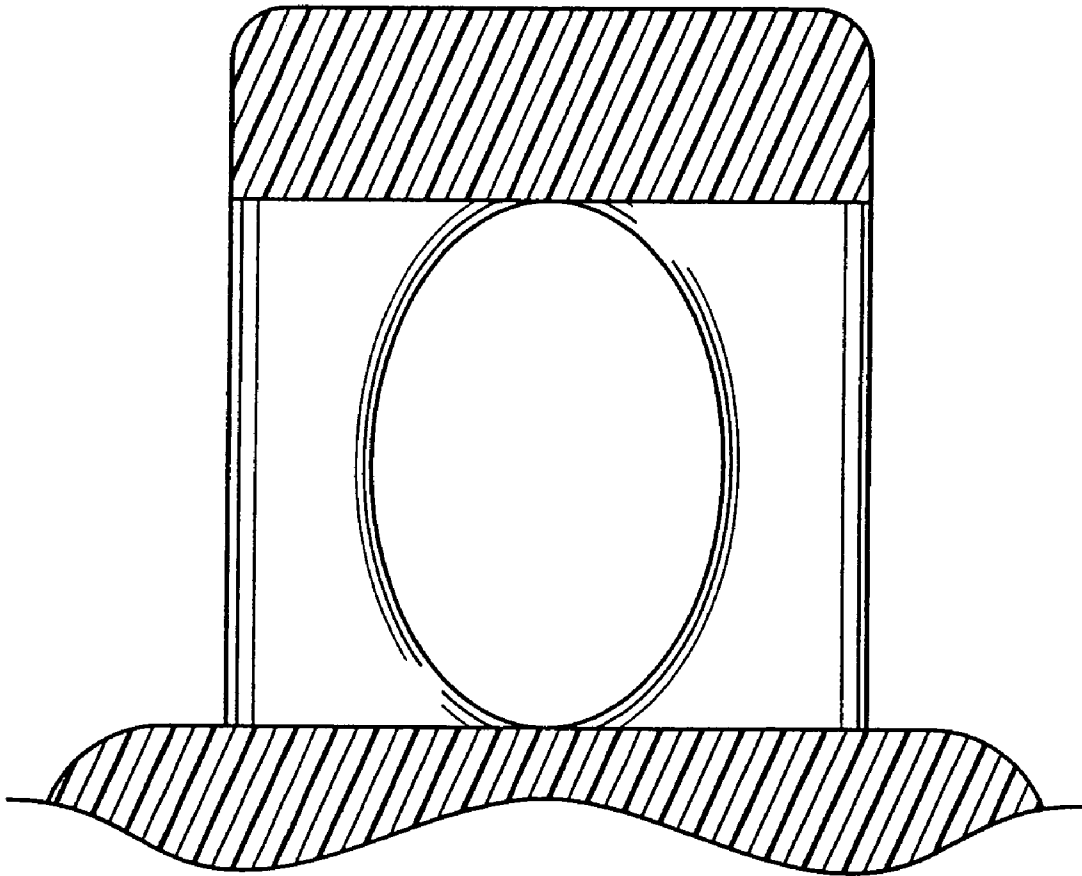
—FIG. 5



—FIG. 6



—FIG. 7



—FIG. 8