

T. C. Richards,

Picture Nail.

No. 110287.

Patented Dec. 20, 1870.

Fig. 1.




Fig. 4.

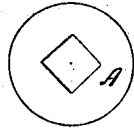


Fig. 3.



Fig. 5.

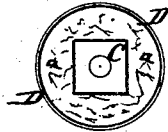


Fig. 2.


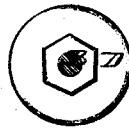


Fig. 6.



Witnesses:
Justave Dittich
L. J. Mabee

Inventor:
T. C. Richards
PER Munn & Co
Attorneys.

United States Patent Office.

THOMAS C. RICHARDS, OF NEW YORK, N. Y.

Letters Patent No. 110,287, dated December 20, 1870.

IMPROVEMENT IN THE CONSTRUCTION OF ORNAMENTAL-HEADED PICTURE-NAILS.

The Schedule referred to in these Letters Patent and making part of the same.

To all whom it may concern:

Be it known that I, THOMAS C. RICHARDS, of the city of New York, in the county and State of New York, have invented a new and improved Nail-Head; and I do hereby declare that the following is a full, clear, and exact description thereof, which will enable others skilled in the art to make and use the same, reference being had to the accompanying drawing forming a part of this specification.

Figures 1, 2, and 3 are sectional views of nail-heads arranged in accordance with my present invention.

Figures 4, 5, and 6 are back views of the same.

Similar letters of reference indicate corresponding parts.

This invention relates to a new arrangement of ornamental picture nail-heads, with the object of facilitating the attachment of the same to the nails.

The invention consists in interposing between the body of the glass or porcelain head and the back of the same a nut, which is firmly retained by the back, and adapted to receive the threaded end of the nail or screw.

A in the drawing represents the body of an ornamental nail-head, of suitable shape and size.

B is the nail or screw.

C is the nut by which the nail is to be secured to

the body A, the upper or outer end of the nail being provided with a screw-thread, as shown.

D is the metal back of the head.

The nut C is interposed between the back D and body A, as shown in figs. 1, 2, 3.

The nut, which is prismatic, or otherwise-shaped, so as not to be circular, so that it cannot turn in its place, is either sunk into the body A, as in fig. 1, or into a struck-up portion of the back D, as in fig. 2, or into a perforated piece of pasteboard *a*, or other matter placed into the back D, as in fig. 3.

The nut thus interposed between the body and back is held quite secure, and cannot drop out nor turn.

The back plate is perforated in line with the cavity of the nut, to admit the nail, as shown.

Having thus described my invention,

I claim as new and desire to secure by Letters Patent—

The attachment of the body A to the shank B by means of the metallic back D and nut C, in the manner substantially as described.

THOMAS C. RICHARDS.

Witnesses:

GEO. W. MABEE,
T. B. MOSHER.