



US00D538191S

(12) **United States Design Patent**
Wilder

(10) **Patent No.:** **US D538,191 S**

(45) **Date of Patent:** **** Mar. 13, 2007**

(54) **PERSONAL TRACKING AND LOCATION DEVICE**

5,905,461 A	5/1999	Neher	
D440,170 S	4/2001	Conerly	
6,236,358 B1	5/2001	Durst	
6,243,039 B1	6/2001	Elliot	
D472,135 S *	3/2003	Labbe D8/394

(76) Inventor: **Otis T. Wilder**, 20218 S. Campaign Dr., Carson, CA (US) 90746

(**) Term: **14 Years**

* cited by examiner

(21) Appl. No.: **29/212,708**

Primary Examiner—Caron D. Veynar

Assistant Examiner—Kelley A. Donnelly

(22) Filed: **Sep. 7, 2004**

(74) *Attorney, Agent, or Firm*—Lawrence J. Gibney, Jr.

(51) **LOC (8) Cl.** **10-05**

(57) **CLAIM**

(52) **U.S. Cl.** **D10/104; D11/14**

The ornamental design for a personal tracking and location device, as shown and described.

(58) **Field of Classification Search** D10/104;
D11/3, 6, 11, 56, 81, 1; 59/78, 80, 82, 84;
63/3, 3.1; 340/573.1

DESCRIPTION

See application file for complete search history.

FIG. 1 is a top view of the device showing the circular tracking device in the middle.

FIG. 2 is a bottom view of the device.

FIG. 3 is a view from the left side of the device looking directly at the male part of the clasp.

FIG. 4 is a view from the right side of the device looking directly at the female part of the clasp; and,

FIG. 5 is a view of the device as the device is turned 90 degrees from the position in FIG. 1 and FIG. 2.

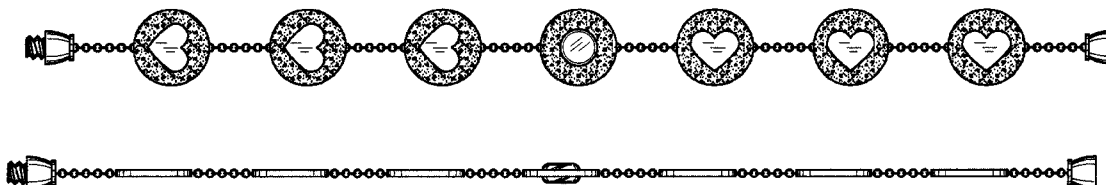
(56)

References Cited

U.S. PATENT DOCUMENTS

D11,157 S	*	4/1879	Shepard	D11/13
D16,313 S	*	10/1885	Cory	D11/81
D333,447 S	*	2/1993	Butler, Jr.	D11/80
D350,079 S	*	8/1994	Wepner et al.	D11/6
D368,333 S	*	3/1996	Self	D29/129
5,742,233 A		4/1998	Hoffman		
5,900,817 A		5/1999	Olmassakian		

1 Claim, 1 Drawing Sheet



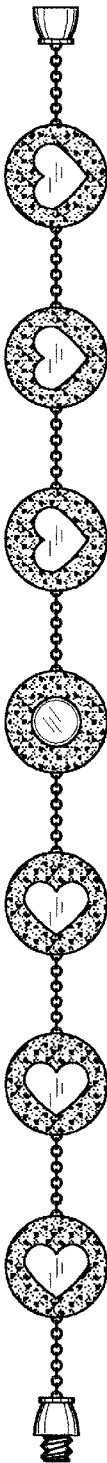


FIG. 1

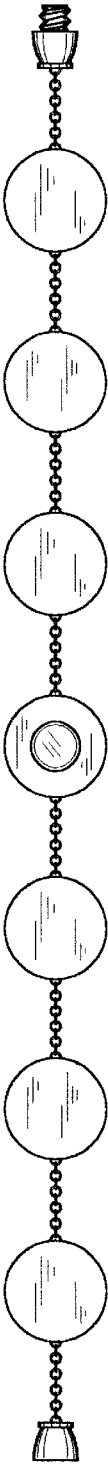


FIG. 2

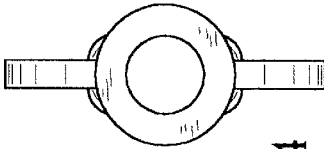


FIG. 3

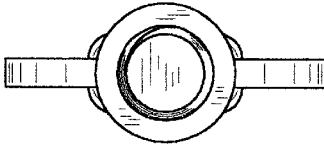


FIG. 4



FIG. 5