



US00D343515S

United States Patent [19]

[11] Patent Number: Des. 343,515

Monneret

[45] Date of Patent: ** Jan. 25, 1994

[54] **BOX WITH HANDLE**
[75] Inventor: **Alain Monneret, Voiteur, France**
[73] Assignee: **Monneret Jouets Societe Anonyme, Lons Le Saunier, France**

D. 181,042 9/1957 Covington D3/36
D. 211,977 8/1968 Beale D9/310
D. 226,147 1/1973 Sosa D3/44
D. 226,614 4/1973 Stauffer D21/185 X
D. 276,246 11/1984 Von Lienen D21/185 X

[**] Term: **14 Years**

Primary Examiner—Louis S. Zarfaz
Attorney, Agent, or Firm—Young & Thompson

[21] Appl. No.: **870,714**

[57] **CLAIM**

[22] Filed: **Apr. 17, 1992**

The ornamental design for a box with handle, as shown and described.

[30] **Foreign Application Priority Data**

Dec. 20, 1991 [IB] Int'l Pat. Institute DM/021490

[52] U.S. Cl. **D3/45; D9/310; D21/185; D3/66**

[58] **Field of Search** D9/310; D3/36, 41-54, D3/66; 383/907, 100, 102, 66; 190/100, 103, 115; 150/100-118; D21/185; D11/57

DESCRIPTION

FIG. 1 is a top and end and side perspective view of a box with handle showing my new design, the box being closed;

FIG. 2 is a top plan view thereof;

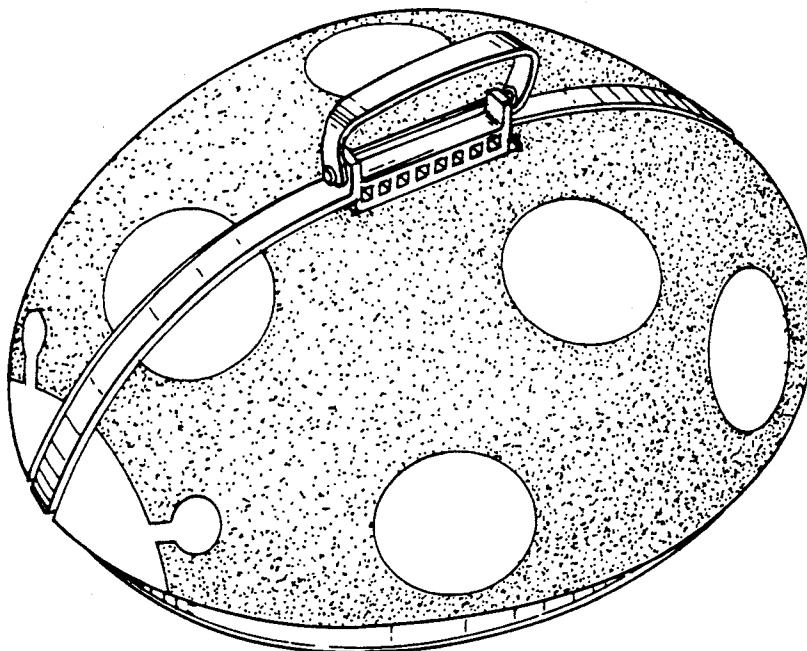
FIG. 3 is an end elevational view thereof, the box being open, the side opposite that shown in FIG. 3 being the mirror image thereof; and,

FIG. 4 is a side elevational view thereof, the box being open, the side opposite that shown in FIG. 4 being the mirror image thereof.

[56] **References Cited**

U.S. PATENT DOCUMENTS

D. 60,236 1/1922 Hadley et al. D3/54



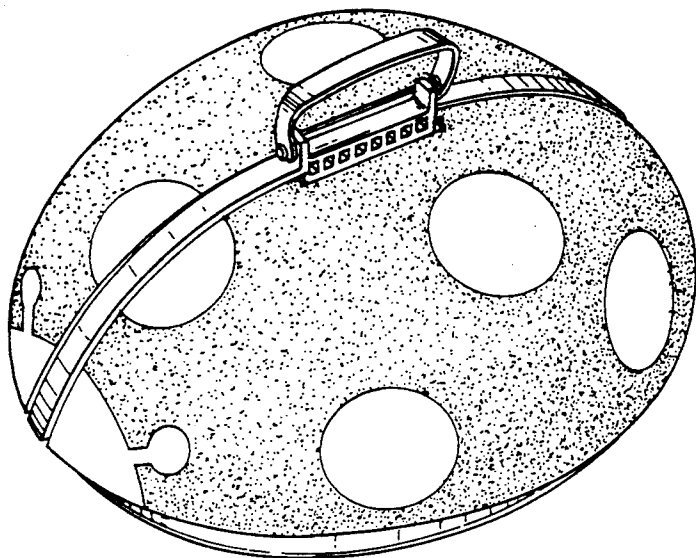
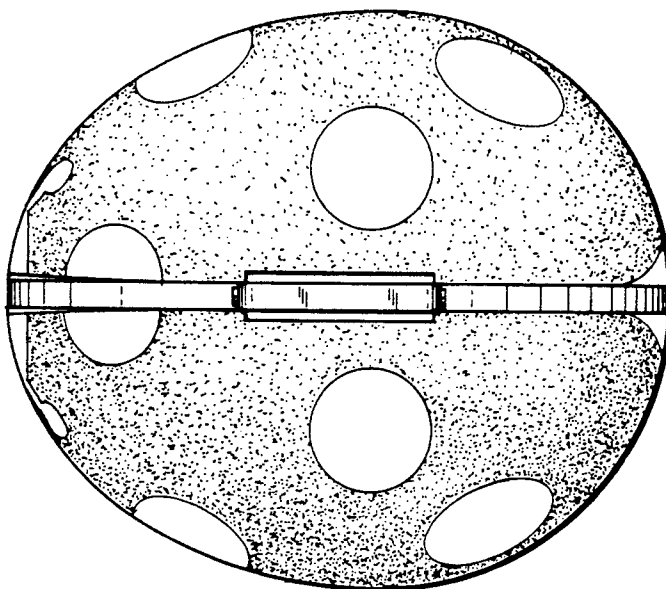


FIG. 1

FIG. 2



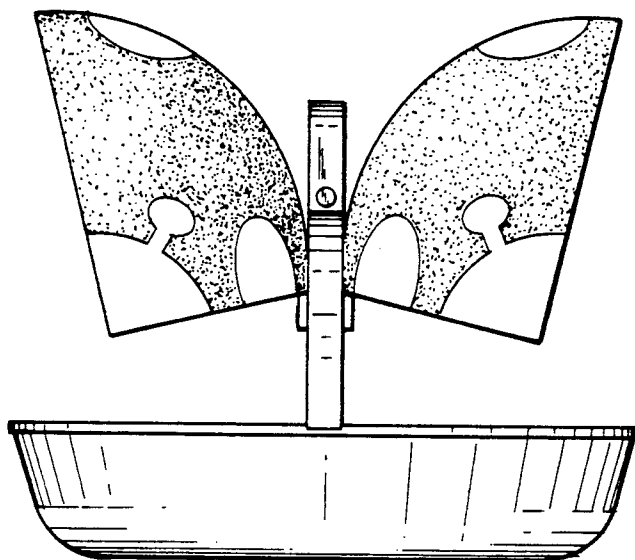


FIG. 3

FIG. 4

