

(12) **United States Patent**  
Sun et al.

(10) **Patent No.:** US 10,387,016 B2  
(45) **Date of Patent:** \*Aug. 20, 2019

(54) **METHOD AND TERMINAL FOR DISPLAYING A PLURALITY OF PAGES, METHOD AND TERMINAL FOR DISPLAYING A PLURALITY OF APPLICATIONS BEING EXECUTED ON TERMINAL, AND METHOD OF EXECUTING A PLURALITY OF APPLICATIONS**

(71) Applicant: **Samsung Electronics Co., Ltd.**,  
Suwon-si, Gyeonggi-do (KR)

(72) Inventors: **Kwang-won Sun**, Suwon-si (KR);  
**Kang-tae Kim**, Yongin-si (KR);  
**Doo-hwan Kim**, Suwon-si (KR);  
**Eun-young Kim**, Yongin-si (KR);  
**Chul-joo Kim**, Suwon-si (KR);  
**Duck-hyun Kim**, Suwon-si (KR);  
**Jong-won Han**, Anyang-si (KR)

(73) Assignee: **Samsung Electronics Co., Ltd.**,  
Suwon-si (KR)

(\* ) Notice: Subject to any disclaimer, the term of this patent is extended or adjusted under 35 U.S.C. 154(b) by 82 days.  
  
This patent is subject to a terminal disclaimer.

(21) Appl. No.: **15/280,288**

(22) Filed: **Sep. 29, 2016**

(65) **Prior Publication Data**  
US 2017/0017379 A1 Jan. 19, 2017

**Related U.S. Application Data**  
(63) Continuation of application No. 13/861,722, filed on Apr. 12, 2013, now Pat. No. 9,477,370.

(30) **Foreign Application Priority Data**  
Apr. 26, 2012 (KR) ..... 10-2012-0043893  
Aug. 28, 2012 (KR) ..... 10-2012-0094446  
Dec. 28, 2012 (KR) ..... 10-2012-0157206

(51) **Int. Cl.**  
**G06F 3/0481** (2013.01)  
**G06F 3/0482** (2013.01)  
(Continued)

(52) **U.S. Cl.**  
CPC ..... **G06F 3/04845** (2013.01); **G06F 3/0481** (2013.01); **G06F 3/0482** (2013.01);  
(Continued)

(58) **Field of Classification Search**  
CPC ..... G06F 3/0416  
(Continued)

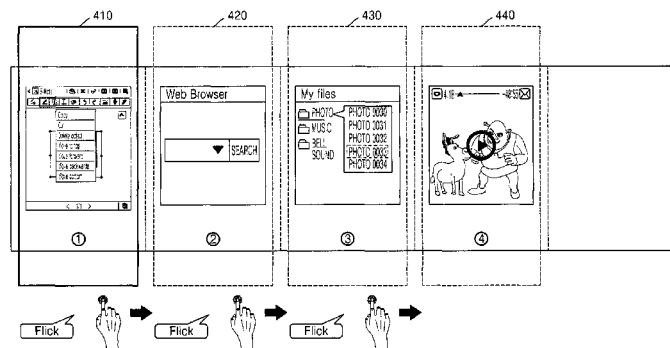
(56) **References Cited**  
**U.S. PATENT DOCUMENTS**  
  
6,686,852 B1 2/2004 Guo  
8,473,870 B2 6/2013 Hinkley et al.  
(Continued)

**FOREIGN PATENT DOCUMENTS**  
  
CN 1344989 A 4/2002  
CN 1458576 B1 11/2003  
(Continued)

**OTHER PUBLICATIONS**  
  
Customizing Acrobat X Common Tools, pp. 1 to 8 [Retrieved From the Internet on Sep. 19, 2014]. URL: <http://web.archive.org/web/20120321023019/http://blogs.adobe.com/acrolaw/2012/03/customizing-acrobat-x-common-tools>.  
(Continued)

*Primary Examiner* — Cao H Nguyen  
(74) *Attorney, Agent, or Firm* — Jefferson IP Law, LLP

(57) **ABSTRACT**  
A method of displaying a plurality of pages on a screen of a terminal is provided. The method includes detecting a user's gesture that requests movement of the plurality of pages, identifying a movement mode relating to the move-  
(Continued)



ment of the plurality of pages, and moving and displaying a first page displayed on the screen and a second page connected to the first page displayed on the screen according to the identified movement mode, wherein the movement mode is one of a discrete mode and a continuous mode.

**20 Claims, 32 Drawing Sheets**

- (51) **Int. Cl.**  
*G06F 3/0483* (2013.01)  
*G06F 3/0488* (2013.01)  
*G06F 3/0486* (2013.01)  
*G06F 3/0484* (2013.01)

- (52) **U.S. Cl.**  
 CPC ..... *G06F 3/0483* (2013.01); *G06F 3/0486* (2013.01); *G06F 3/04883* (2013.01)

- (58) **Field of Classification Search**  
 USPC ..... 715/835, 716, 839  
 See application file for complete search history.

(56) **References Cited**

U.S. PATENT DOCUMENTS

9,727,230	B2	8/2017	Park	
2001/0024195	A1	9/2001	Hayakawa	
2003/0076362	A1	4/2003	Terada	
2004/0056903	A1	3/2004	Sakai	
2005/0188329	A1	8/2005	Cutler et al.	
2005/0235220	A1	10/2005	Duperrouzel et al.	
2006/0066588	A1	3/2006	Lyon et al.	
2006/0190833	A1	8/2006	Sangiovanni et al.	
2007/0192726	A1	8/2007	Kim et al.	
2008/0172609	A1	7/2008	Rytivaara	
2008/0214239	A1	9/2008	Hashimoto et al.	
2008/0320396	A1	12/2008	Mizrachi et al.	
2009/0002335	A1	1/2009	Chaudhri	
2009/0064055	A1	3/2009	Chaudhri et al.	
2009/0293007	A1	11/2009	Duarte et al.	
2009/0307631	A1	12/2009	Kim et al.	
2009/0322690	A1	12/2009	Hiltunen et al.	
2010/0062811	A1	3/2010	Park et al.	
2010/0088634	A1	4/2010	Tsuruta et al.	
2010/0214278	A1	8/2010	Miura	
2010/0248788	A1	9/2010	Yook et al.	
2011/0039602	A1	2/2011	Mcnamara et al.	
2011/0078624	A1	3/2011	Missig et al.	
2011/0163974	A1	7/2011	Choi et al.	
2011/0209103	A1*	8/2011	Hinckley ..... G06F 3/0416	
				715/863
2012/0079432	A1	3/2012	Lee et al.	

2012/0089947	A1*	4/2012	Lee .....	G06F 3/0483
				715/839
2012/0096396	A1*	4/2012	Ording .....	G06F 3/0481
				715/799
2012/0176322	A1	7/2012	Karmi et al.	
2012/0240042	A1	9/2012	Migos et al.	
2012/0303476	A1	11/2012	Krzyzanowski et al.	
2013/0021287	A1	1/2013	Endo et al.	
2013/0268858	A1	10/2013	Kim et al.	
2013/0290887	A1	10/2013	Sun et al.	
2014/0075286	A1	3/2014	Harada	
2014/0109010	A1	4/2014	Casey et al.	
2014/0258897	A1	9/2014	Shiplacoff et al.	

FOREIGN PATENT DOCUMENTS

CN	101352057	A	1/2009
CN	101821707	A	9/2010
CN	102099776	A	6/2011
CN	102147679	A	8/2011
EP	2 437 152	A2	4/2012
JP	10-260784	A	9/1998
JP	2004-046796	A	2/2004
JP	2006-073015	A	3/2006
JP	2006-115213	A	4/2006
JP	2007-334525	A	12/2007
JP	2008-117181	A	5/2008
JP	2008-134348	A	6/2008
JP	2011-0209824	A	10/2011
KR	10-0478920	B1	3/2005
KR	10-0650257	B1	11/2006
KR	10-0652626	B1	12/2006
KR	10-0700171	A	3/2007
KR	10-2009-0016044	A	2/2009
KR	10-2010-0053823	A1	5/2010
KR	10-2011-0080894	A	7/2011
KR	10-2011-0093541	A	8/2011
KR	10-2013-0120761	A2	11/2013
WO	2008/090902	A1	7/2008
WO	2009/017175	A	2/2009
WO	2009/028892	A2	3/2009
WO	2012/103117	A1	8/2012

OTHER PUBLICATIONS

Songyang Lao et al., "A gestural interaction design model for multi-touch displays," Published by the British Computer Society, p. 440-446, 2009.  
 Chinese Office Action with English translation dated Nov. 2, 2018; Chinese Appln. No. 201310150419.0.  
 Korean Office Action with English translation dated Nov. 21, 2018; Korean Appln. No. 10-2012-0043893.  
 Korean Office Action dated Apr. 30, 2019, issued in Korean Patent Application No. 10-2012-0157206.

\* cited by examiner

FIG. 1

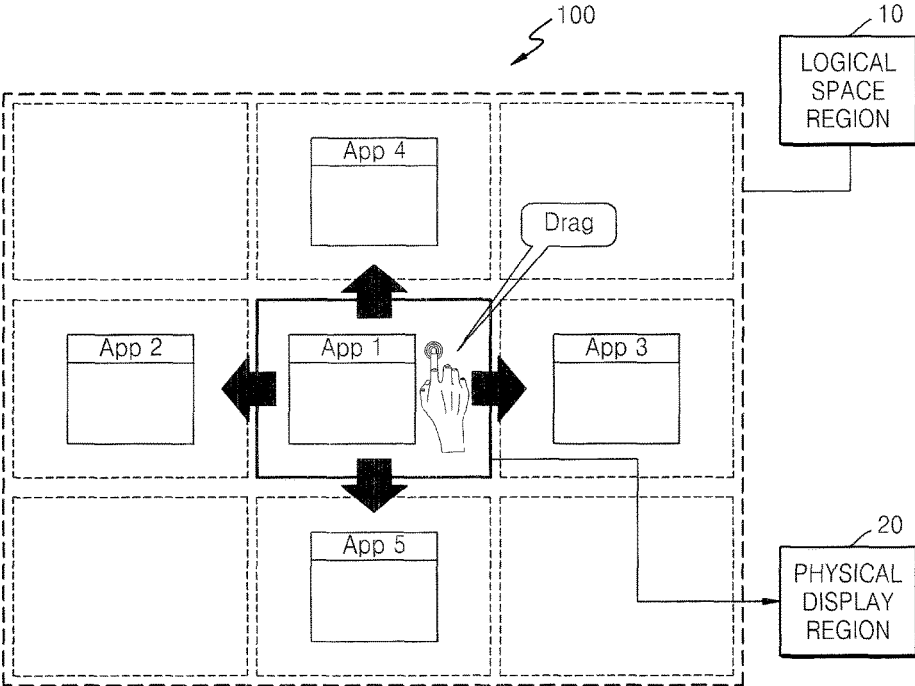


FIG. 2

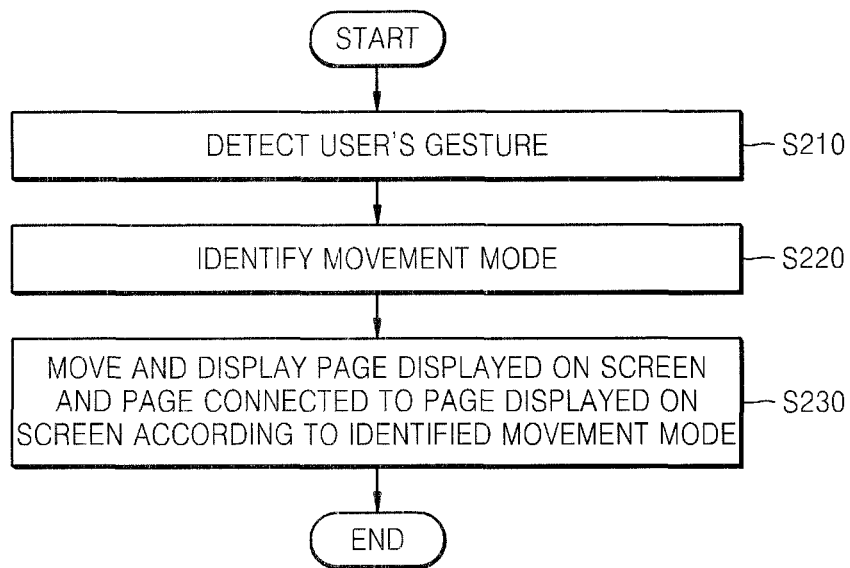


FIG. 3

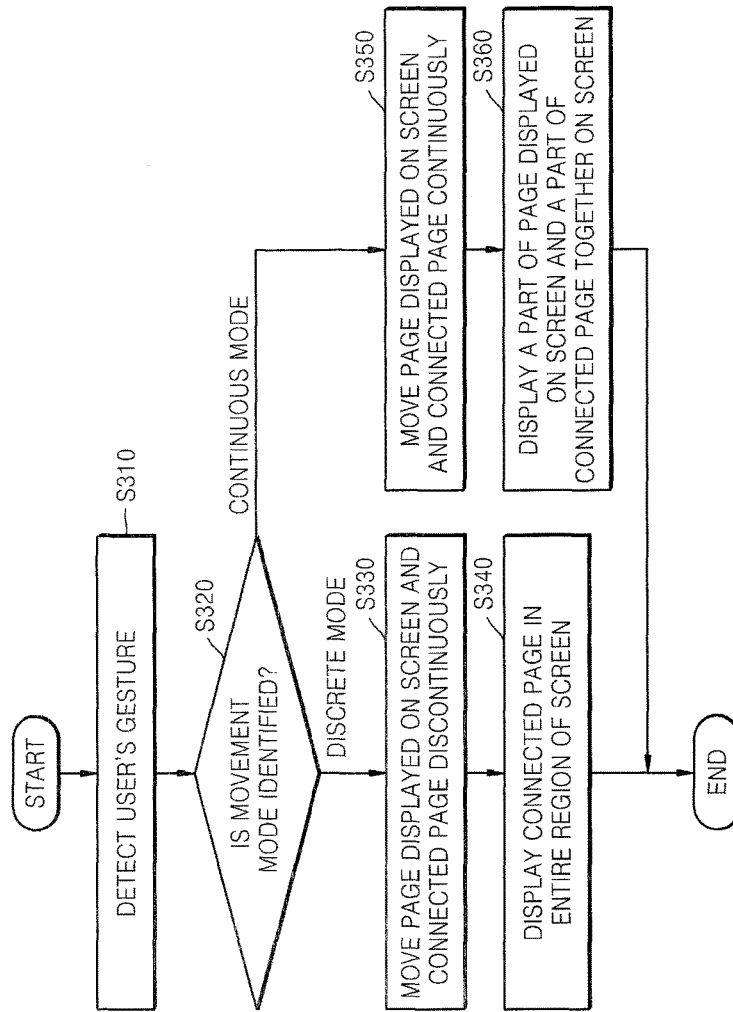


FIG. 4

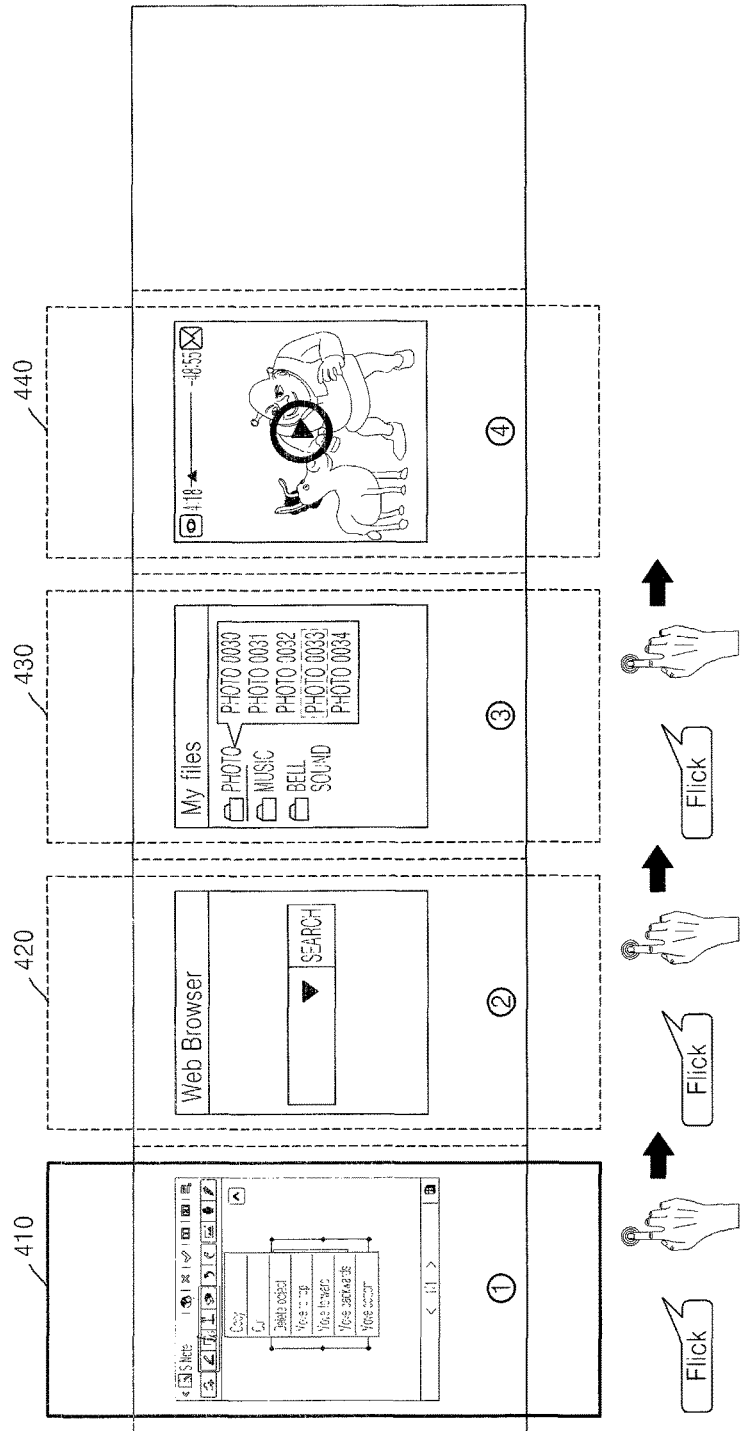


FIG. 5

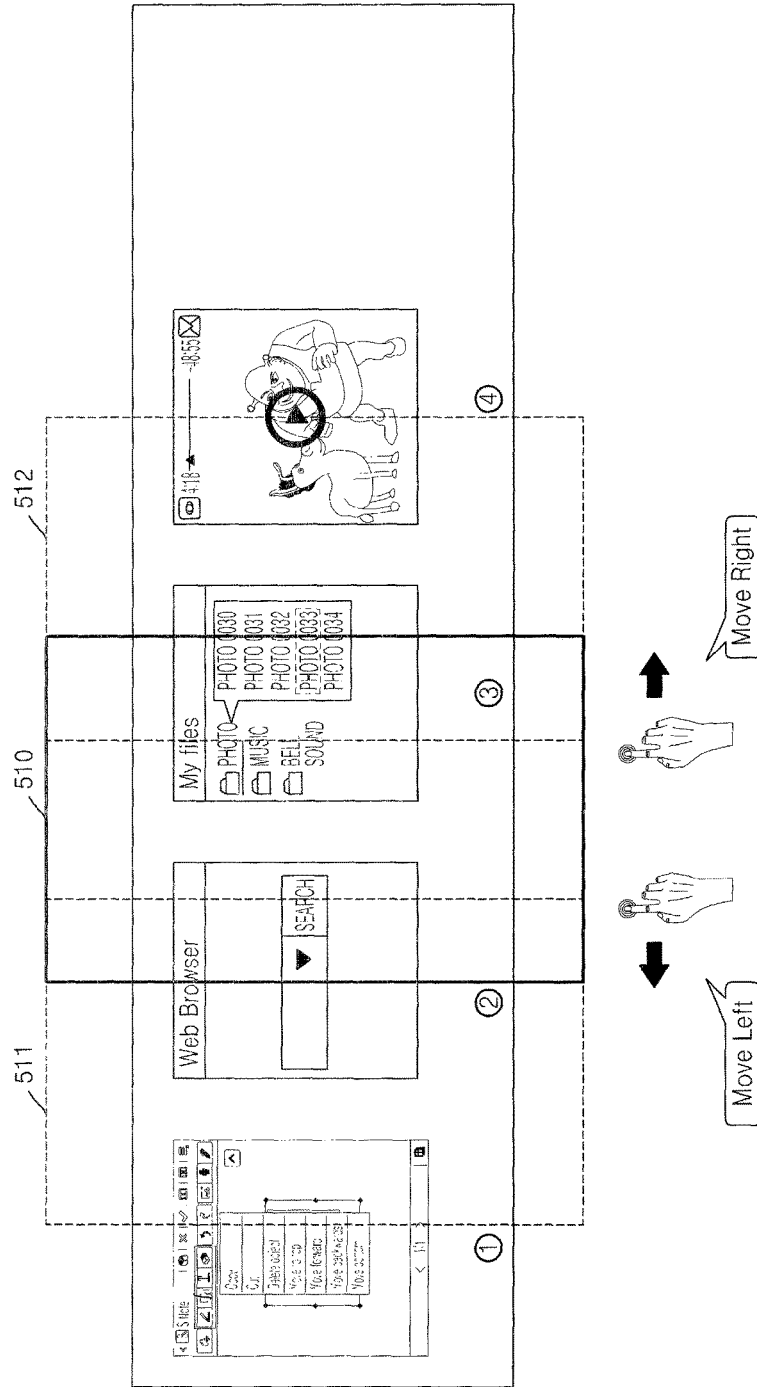


FIG. 6A

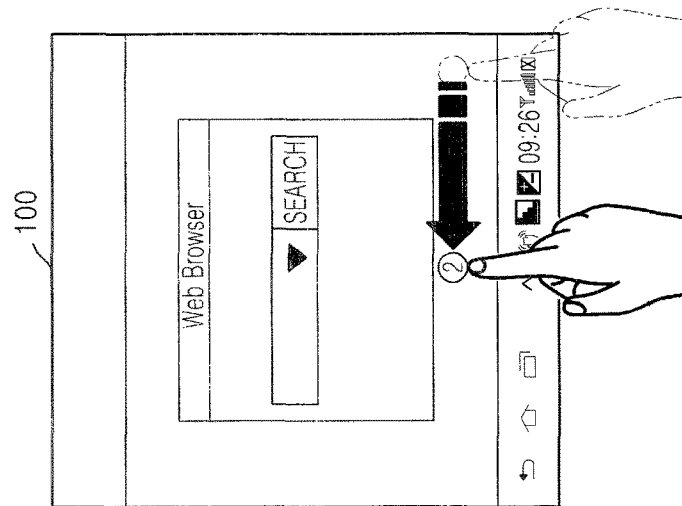


FIG. 6B

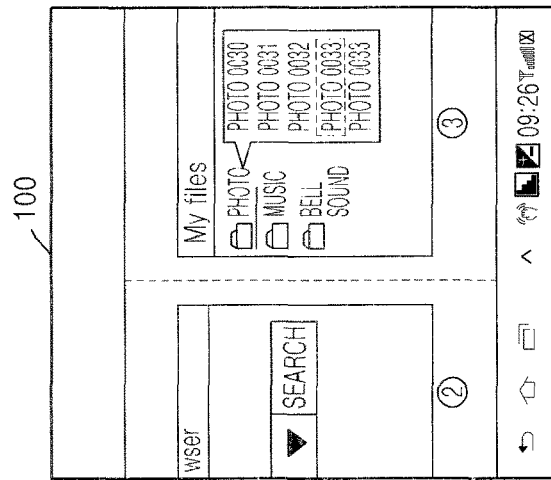


FIG. 6C

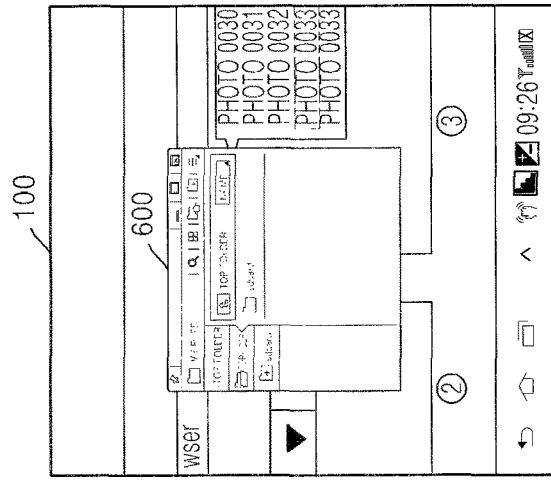


FIG. 7


 Multi Window Control	
70	Support All Apps <input type="checkbox"/>
71	Ignore Intent's Window Mode <input type="checkbox"/>
72	Behavior based App Launch <input type="checkbox"/>
73	One Step Fling Title <input type="checkbox"/>
74	Smooth virtual space <input type="checkbox"/>
75	Scroll by fling <input type="checkbox"/>
76	Fling Gesture Mode <input type="checkbox"/>
77	Move Gesture Mode <input type="checkbox"/>
78	Two Finger Gesture Mode <input type="checkbox"/>
Multi Window Apps	
Close	

FIG. 8

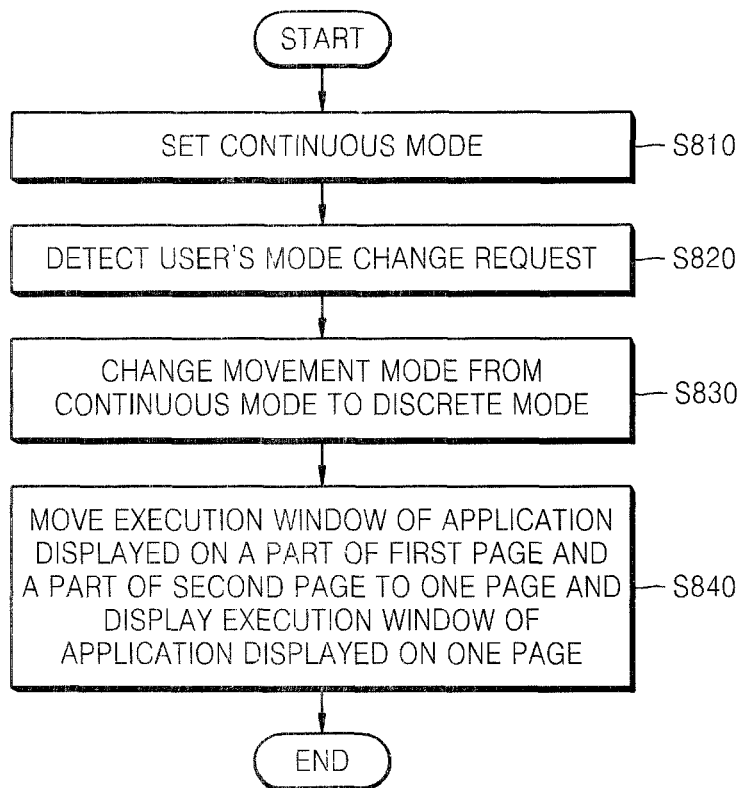


FIG. 9A

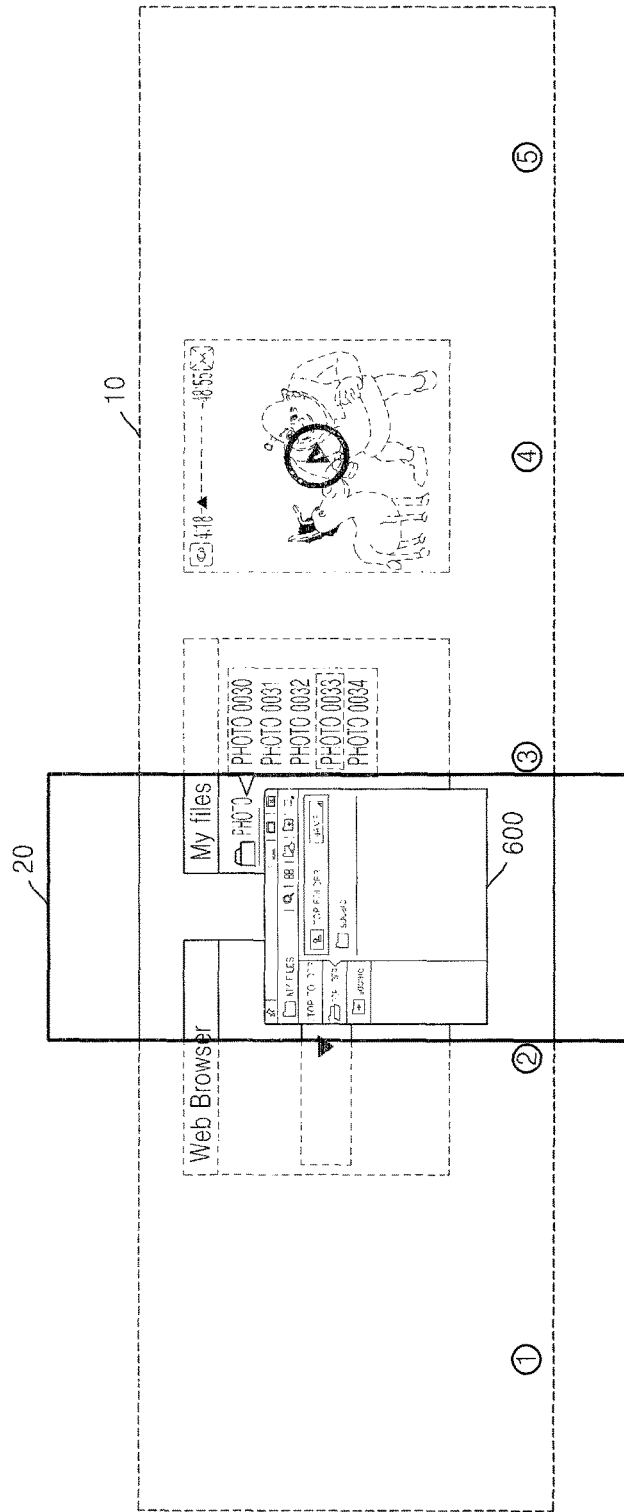


FIG. 9B

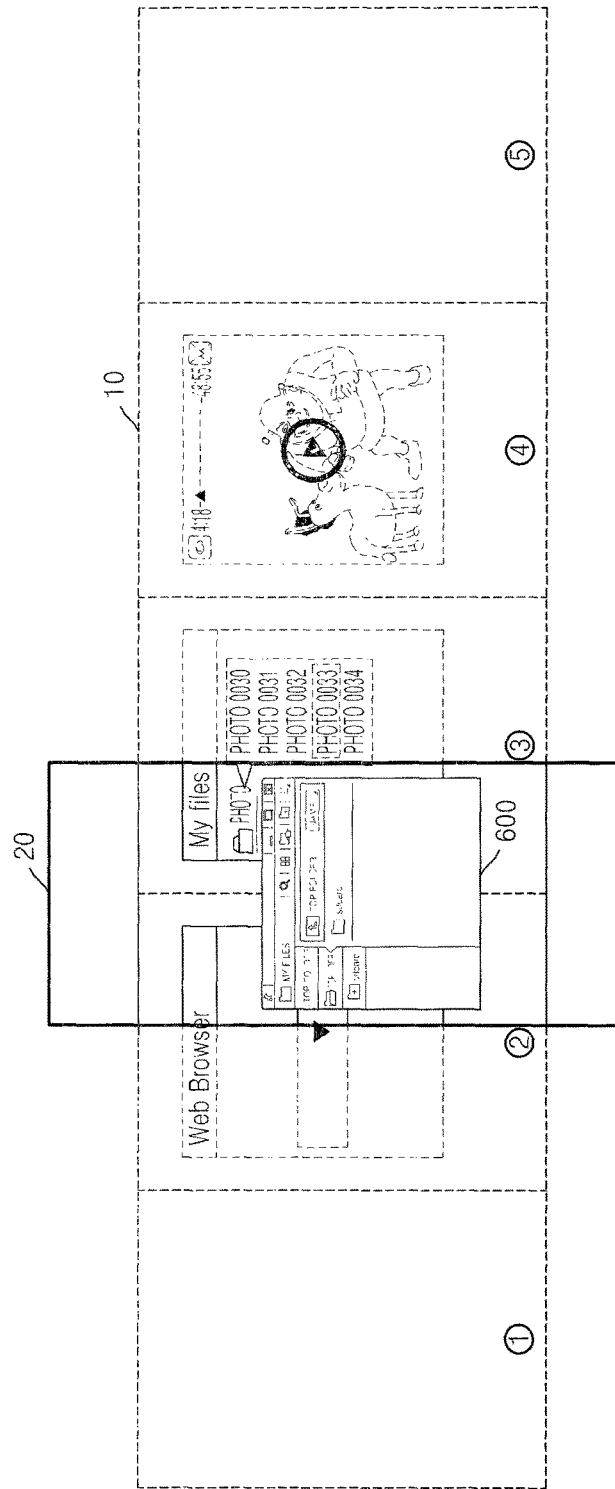


FIG. 9C

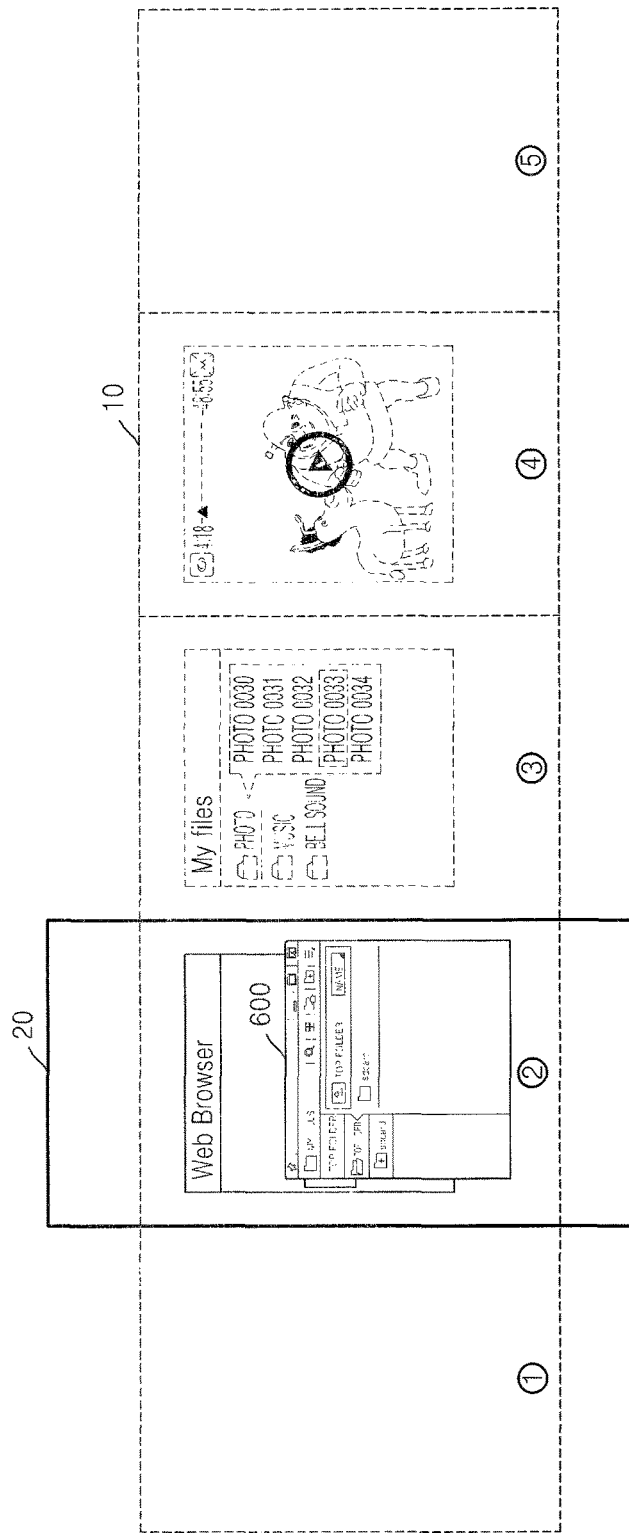


FIG. 9D

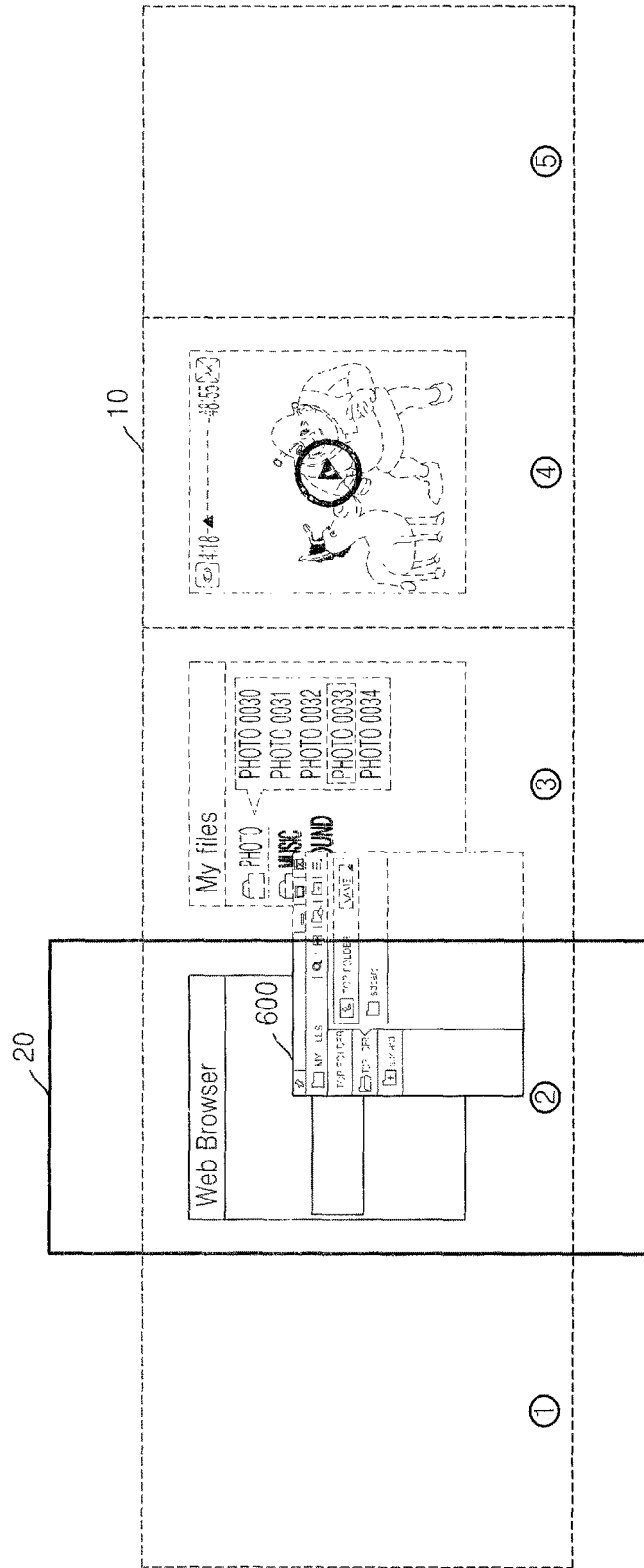


FIG. 10

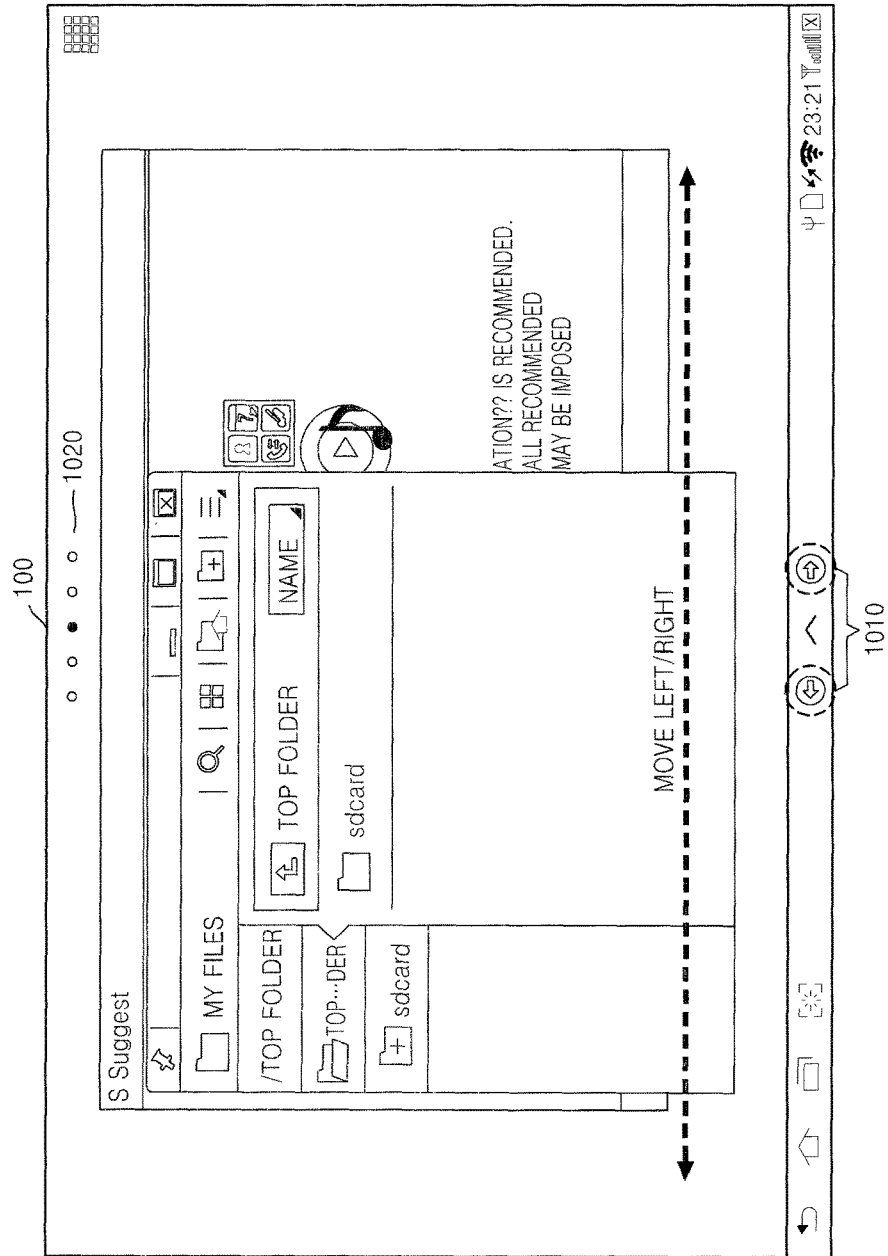


FIG. 11

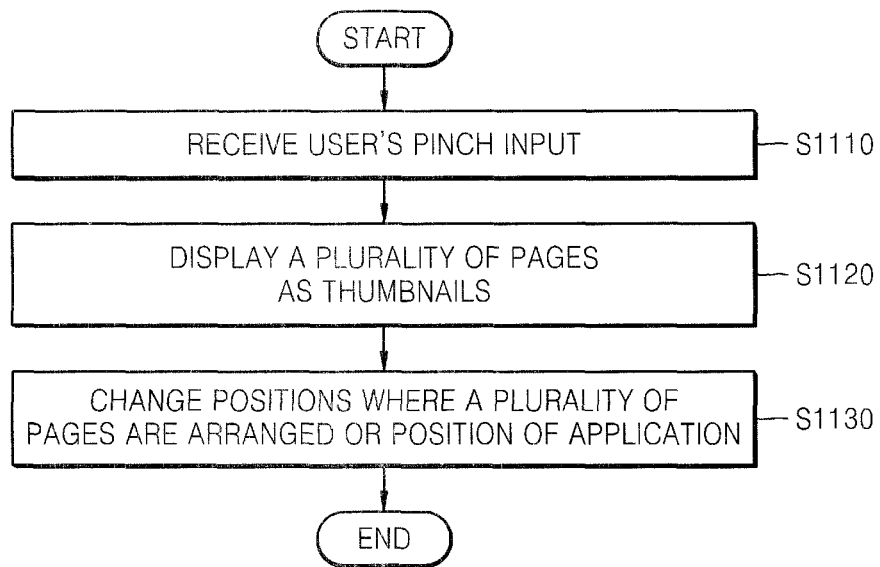


FIG. 12A

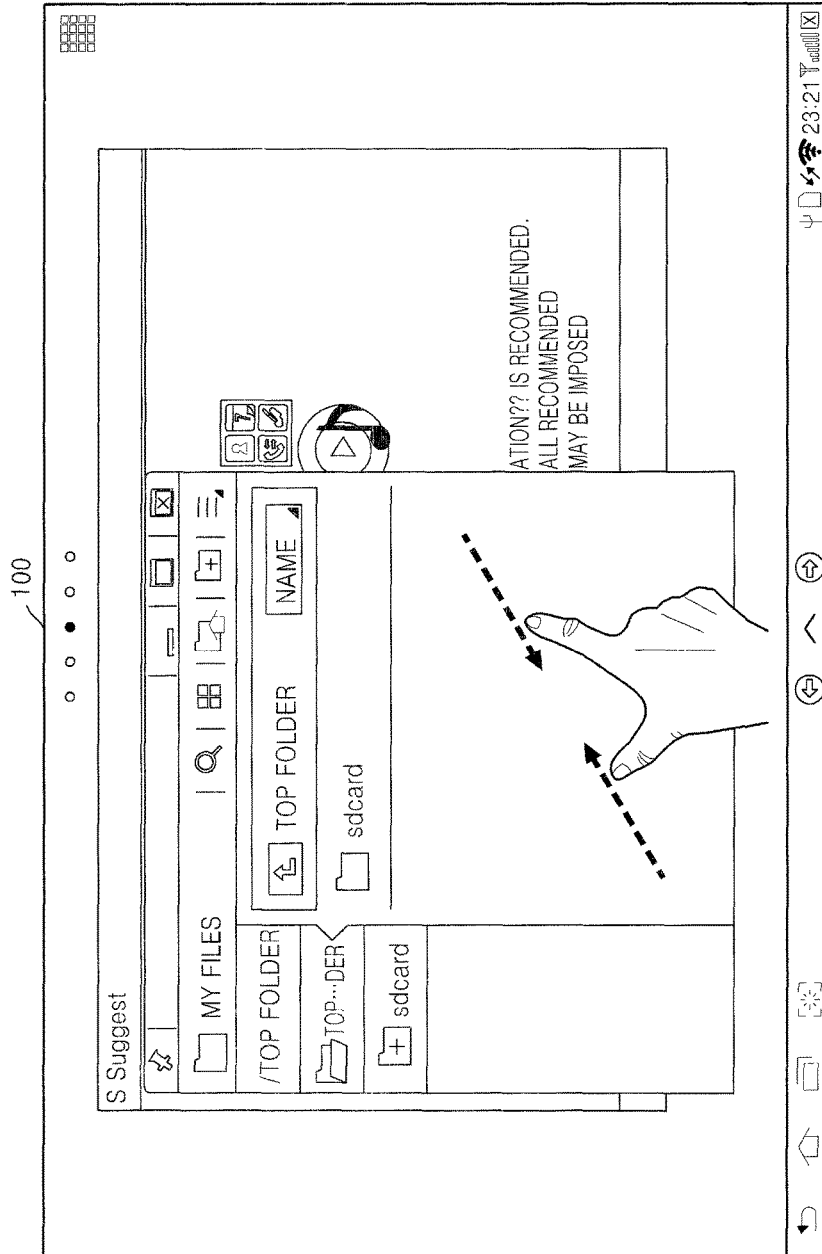


FIG. 12B

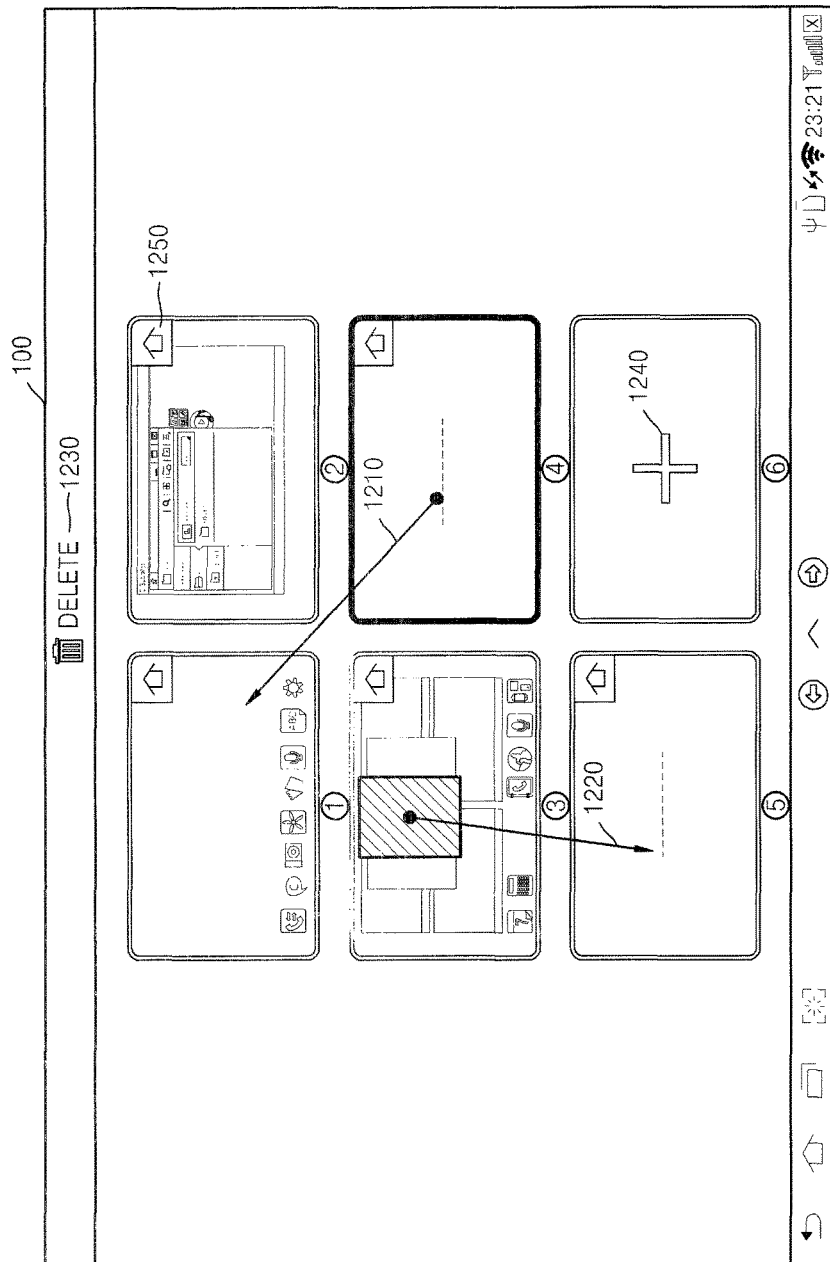
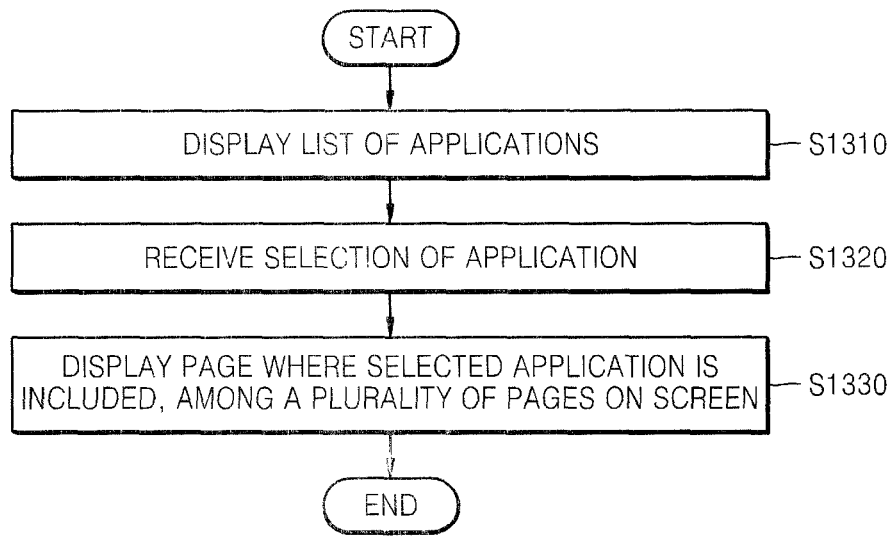


FIG. 13



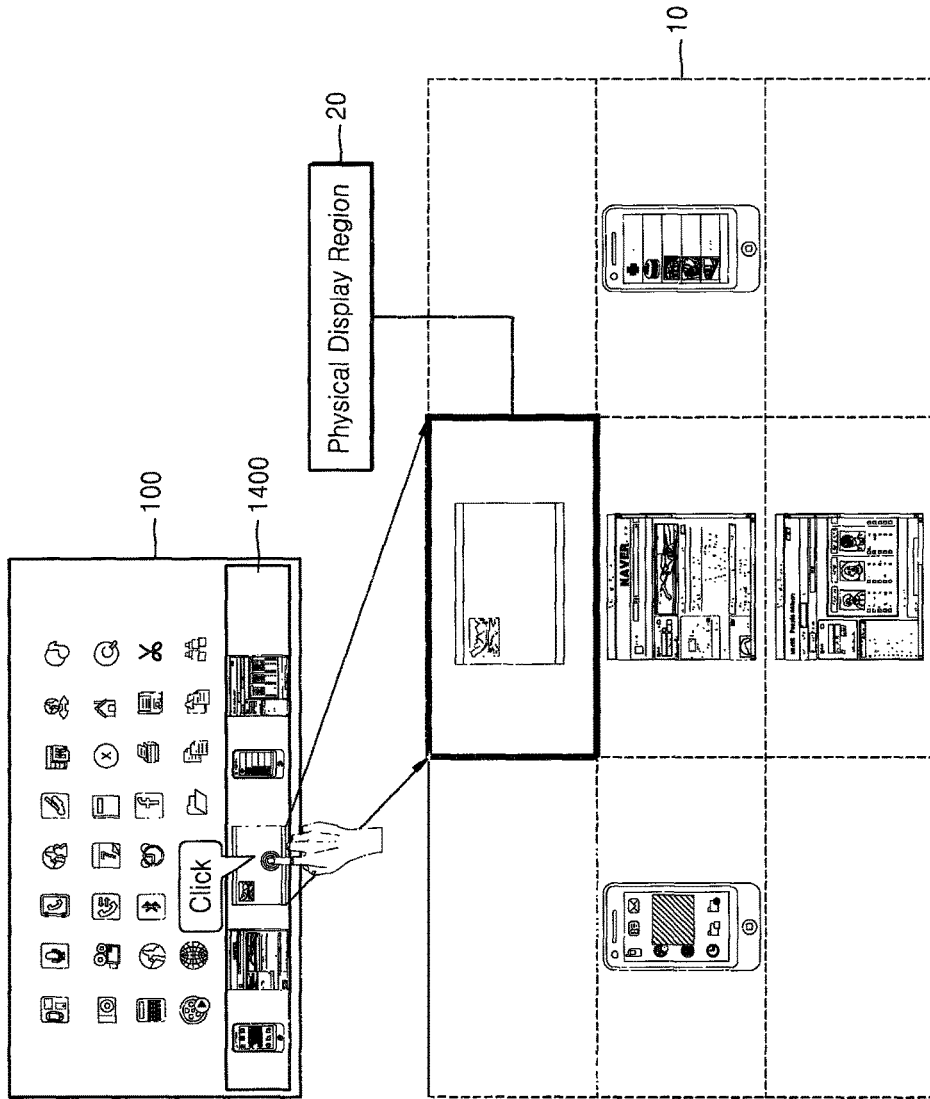


FIG. 14A

FIG. 14B

③

FIG. 15

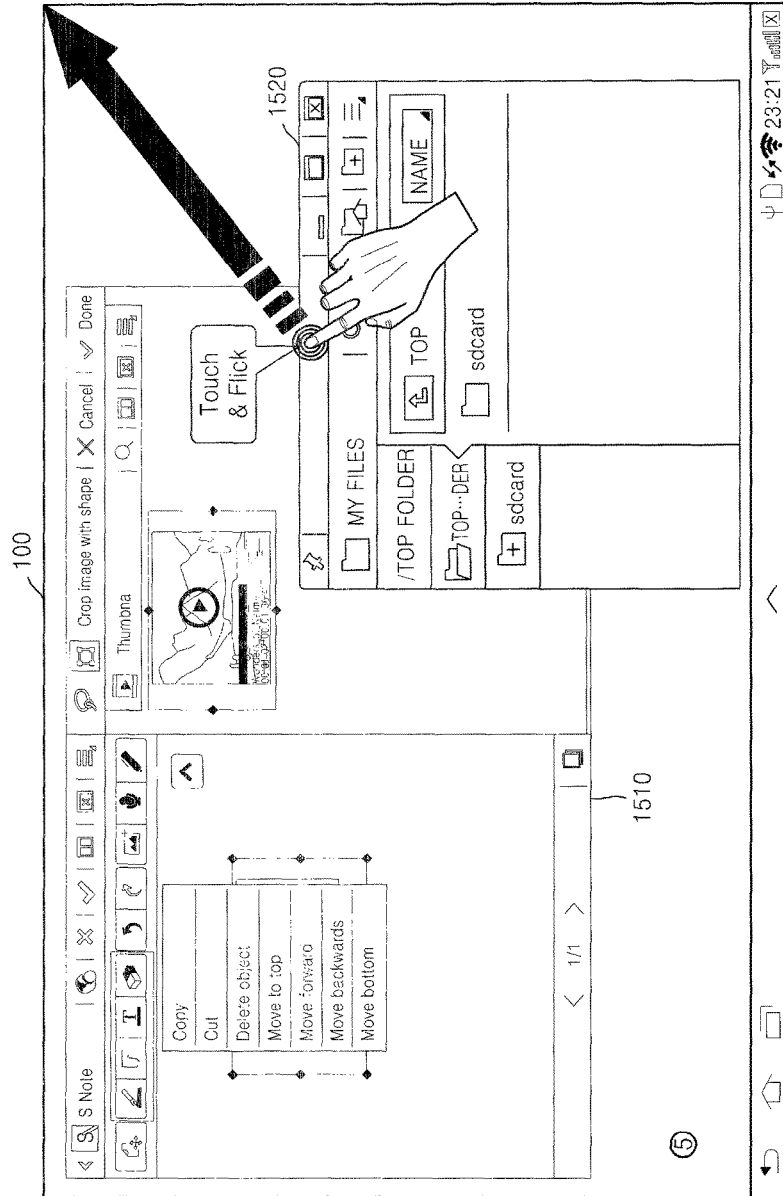


FIG. 16

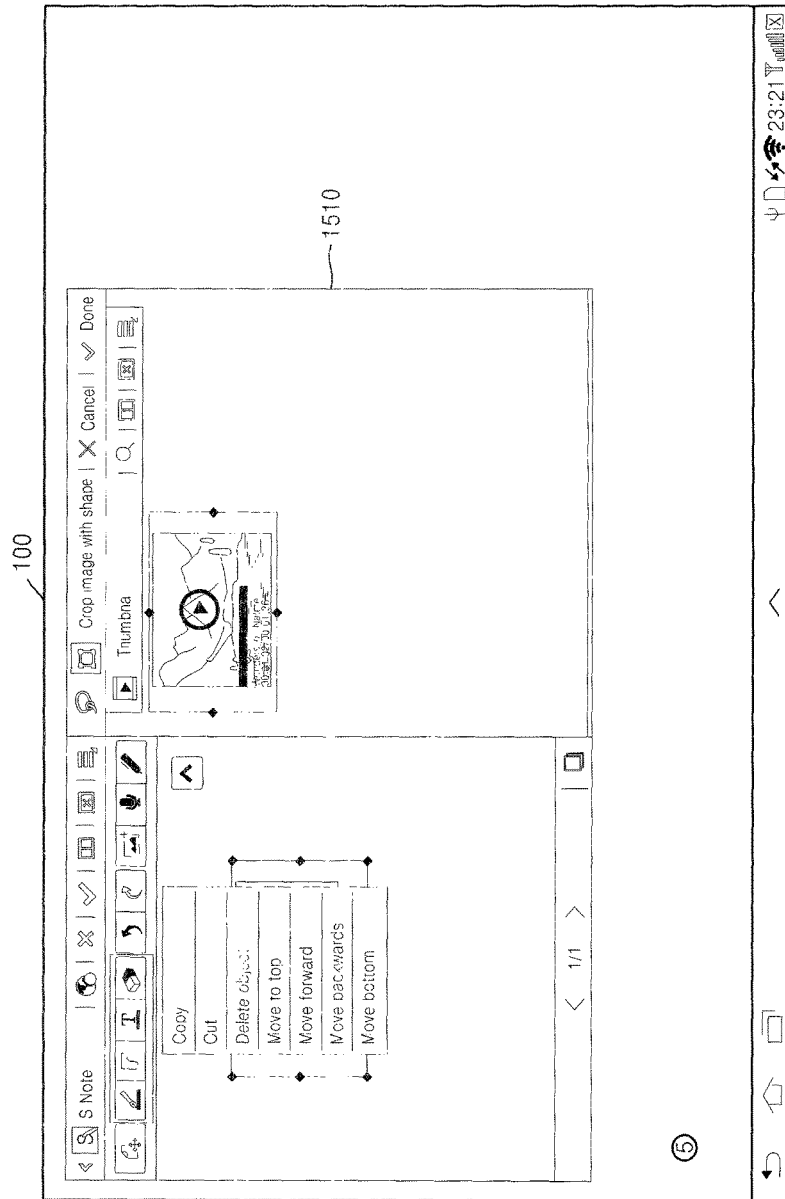


FIG. 17

100

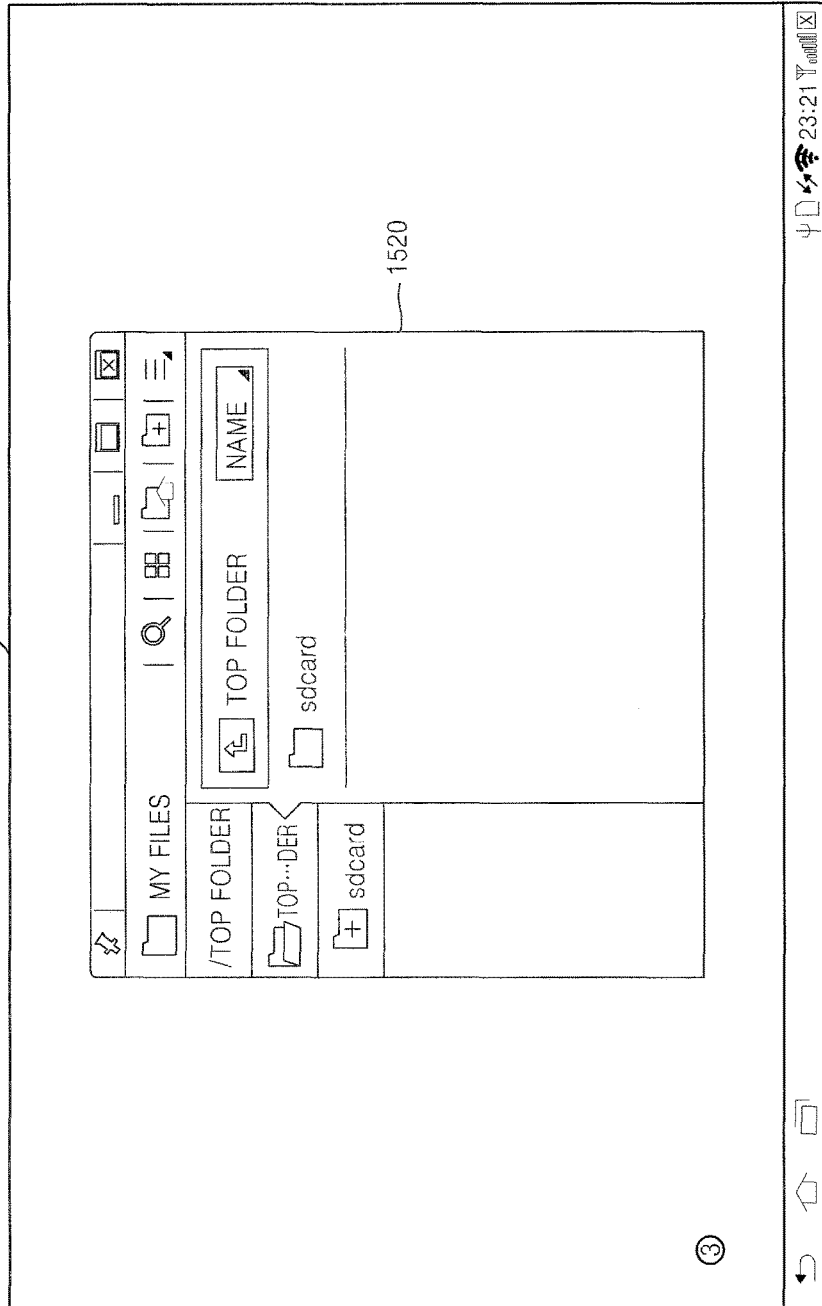


FIG. 18

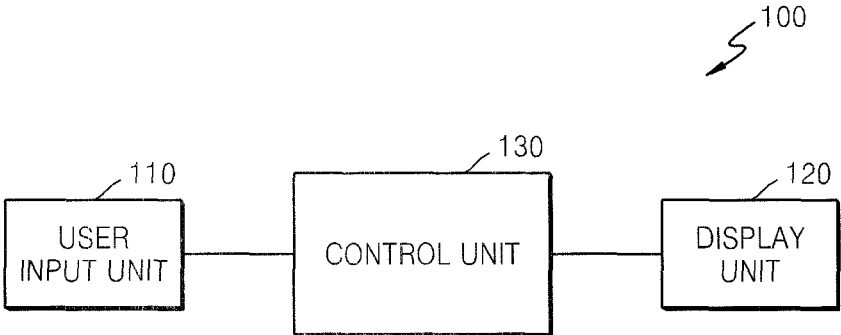


FIG. 19

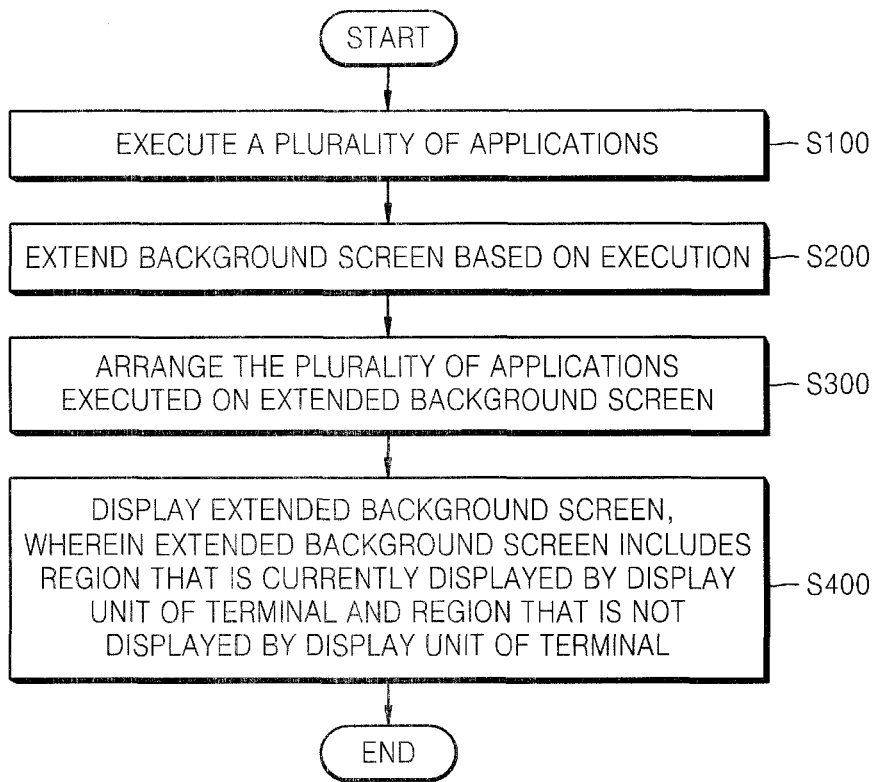


FIG. 20

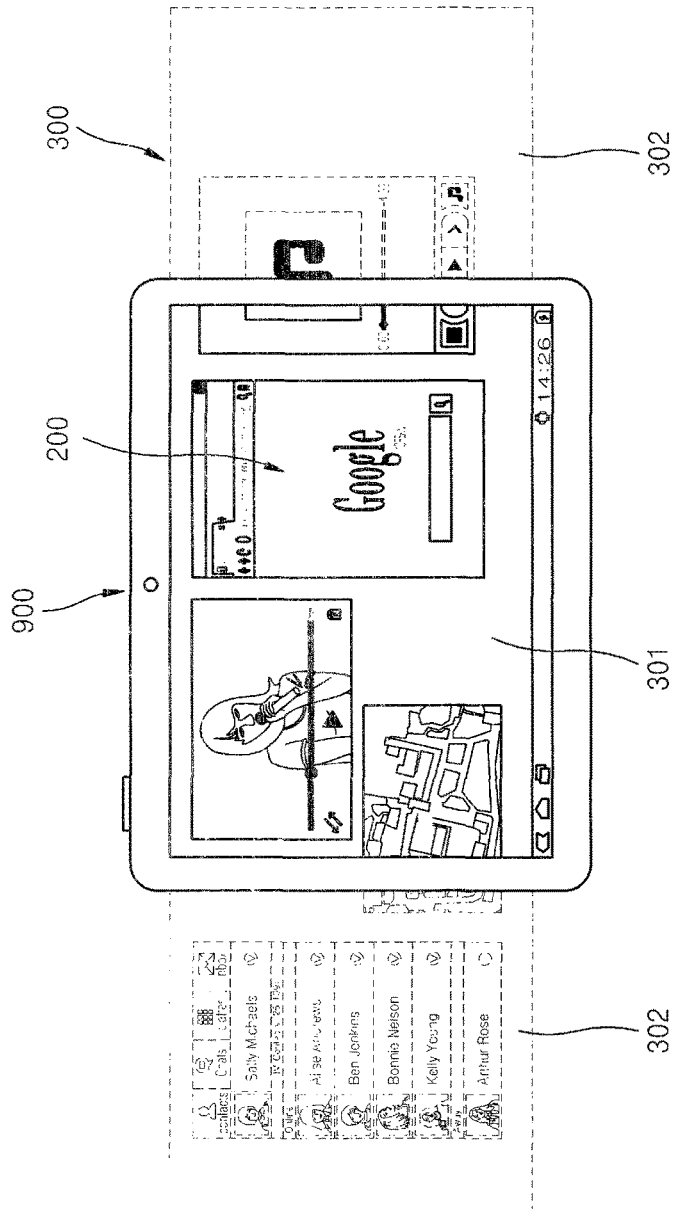


FIG. 21

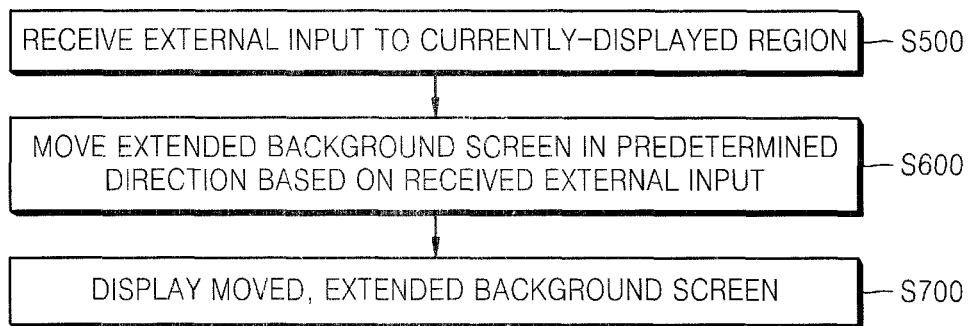


FIG. 22

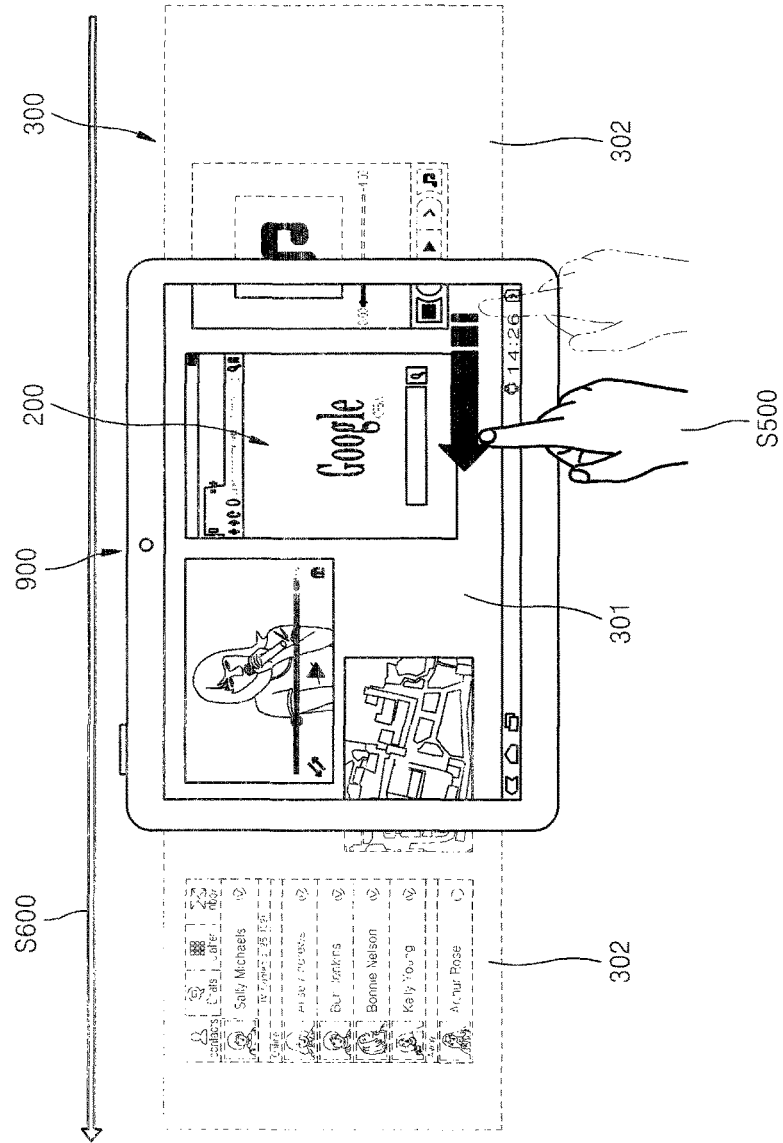


FIG. 23

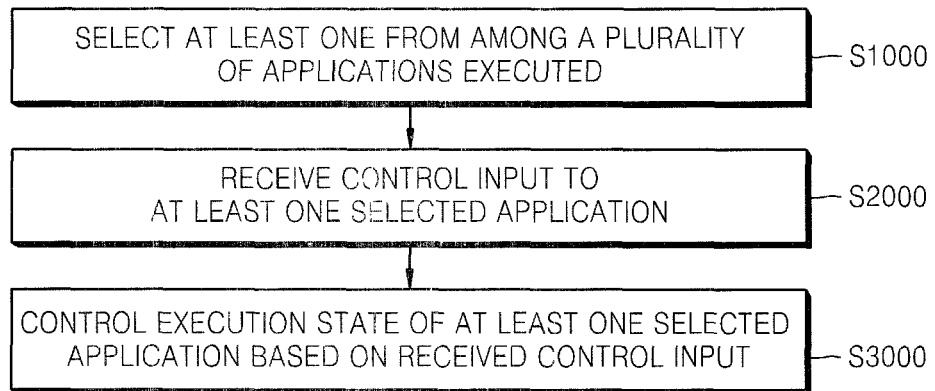


FIG. 24

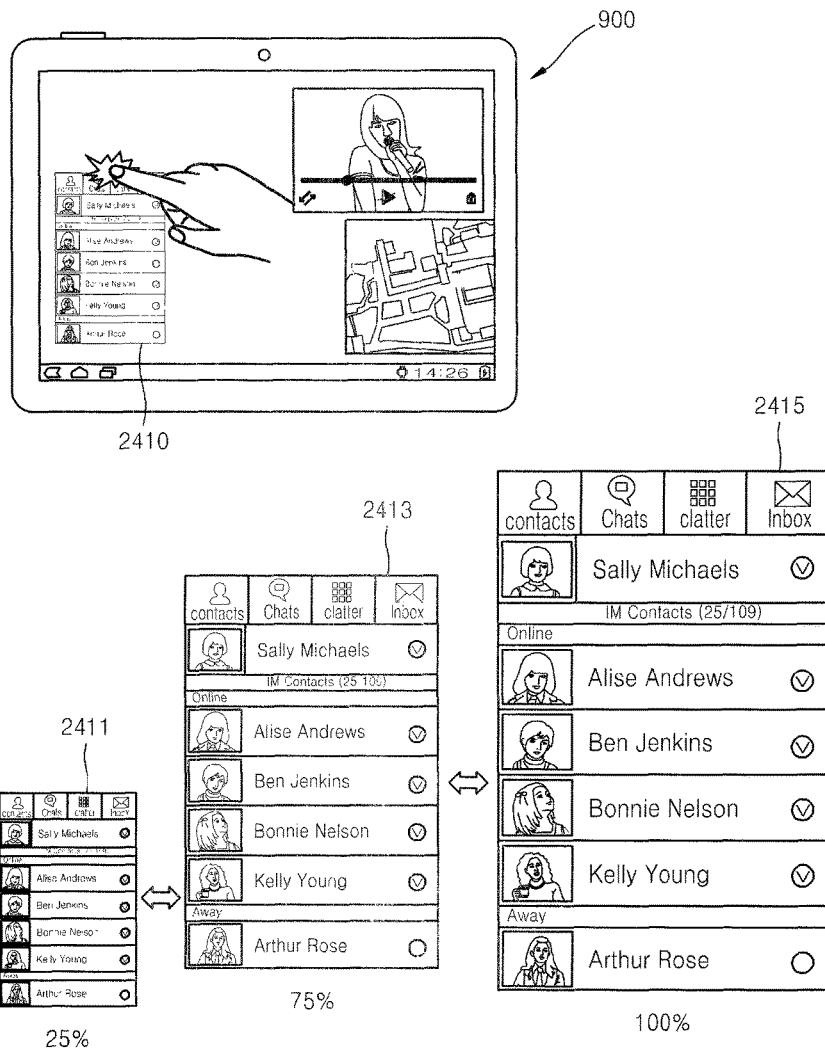


FIG. 25

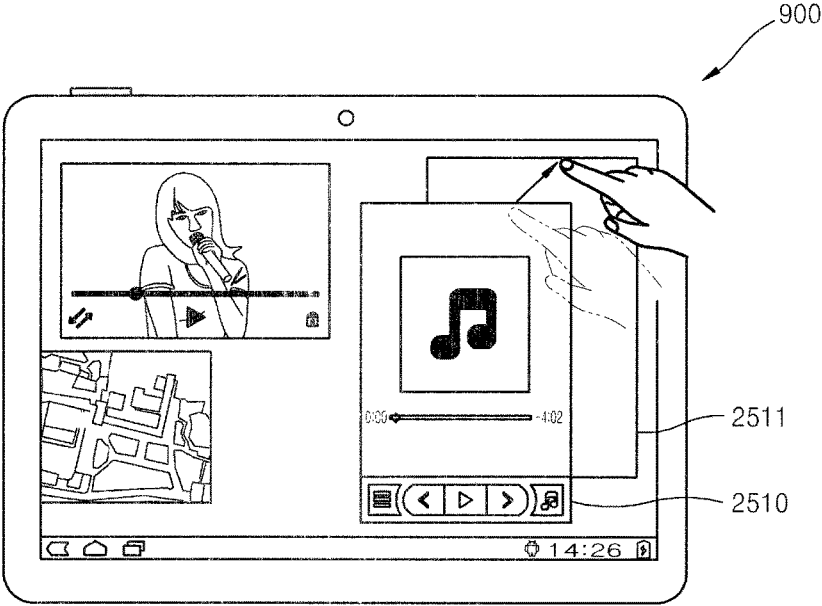


FIG. 26A




FIG. 26B

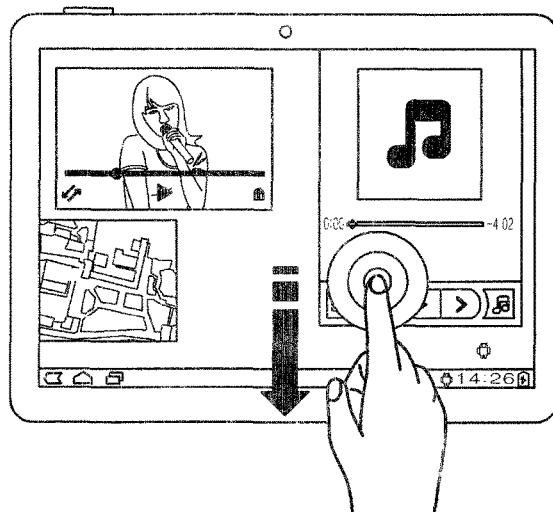


FIG. 27

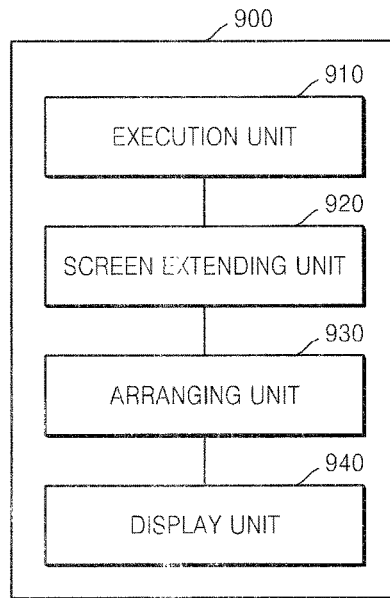


FIG. 28

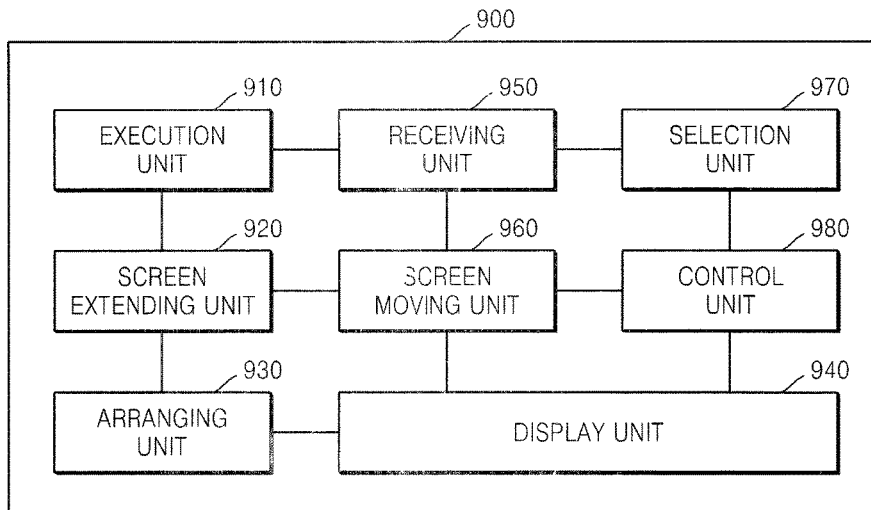
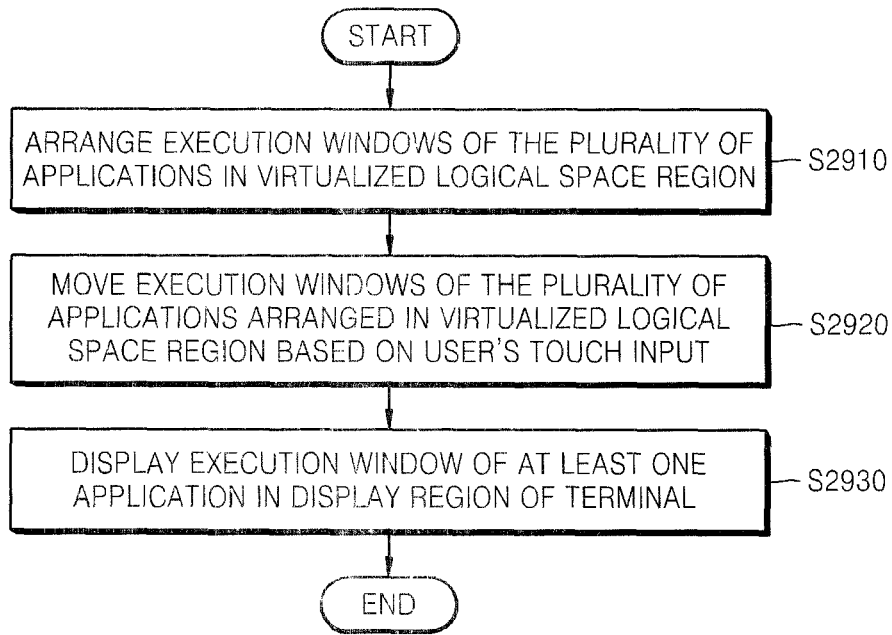


FIG. 29



1

**METHOD AND TERMINAL FOR  
DISPLAYING A PLURALITY OF  
PAGES, METHOD AND TERMINAL FOR  
DISPLAYING A PLURALITY OF  
APPLICATIONS BEING EXECUTED ON  
TERMINAL, AND METHOD OF EXECUTING  
A PLURALITY OF APPLICATIONS**

PRIORITY

This application is a continuation application of prior application Ser. No. 13/861,722, filed on Apr. 12, 2013 and claims the benefit under 35 U.S.C. § 119(a) of a Korean patent application filed on Apr. 26, 2012 in the Korean Intellectual Property Office and assigned Serial No. 10-2012-0043893, a Korean patent application filed on Aug. 28, 2012 in the Korean Intellectual Property Office and assigned Serial No. 10-2012-0094446, and a Korean patent application filed on Dec. 28, 2012 in the Korean Intellectual Property Office and assigned Serial No. 10-2012-0157206, the entire disclosure of each of which is hereby incorporated by reference.

## BACKGROUND OF THE INVENTION

## 1. Field of the Invention

The present invention relates to a method and terminal for displaying a plurality of pages according to the size of a physical screen of a terminal, a method and terminal for displaying a plurality of applications being executed on the terminal, and a method of executing a plurality of applications.

## 2. Description of the Related Art

A terminal may be configured to perform various functions such as a data and voice communication function, a function of capturing an image or taking a video by using a camera, a voice storing function, a function of playing a music file by using a speaker system, a function of displaying an image or video, and the like.

Some terminals include an additional function of performing a game, while other terminals are implemented as a multimedia device. Furthermore, as the development of smart phones has considerably accelerated, the development and use of various applications for smart phones have increased.

However, when a terminal provides a multi-window function, due to a limited screen size, only one or a few of windows can be executed, and thus, the utility of such multi-windows function is limited.

Thus, there is a need for the development of a system to maximize the use of multi-windows.

The above information is presented as background information only to assist with an understanding of the present disclosure. No determination has been made, and no assertion is made, as to whether any of the above might be applicable as prior art with regard to the present invention.

## SUMMARY OF THE INVENTION

Aspects of the present invention are to address at least the above-mentioned problems and/or disadvantages and to provide at least the advantages described below. Accordingly, an aspect of the present invention is to provide a method and terminal for displaying a plurality of pages according to a movement mode, a method and terminal for

2

displaying a plurality of applications being executed on the terminal, and a method of executing a plurality of applications.

According to an aspect of the present invention, a method of displaying a plurality of pages on a screen of a terminal is provided. The method includes detecting a user's gesture that requests movement of the plurality of pages, identifying a movement mode relating to the movement of the plurality of pages, and moving and displaying a first page displayed on the screen and a second page connected to the first page displayed on the screen according to the identified movement mode, wherein the movement mode is one of a discrete mode and a continuous mode.

The moving and displaying may include, in the discrete mode, moving the first page displayed on the screen and the second page connected to the first page in units of page, and in the continuous mode, moving the first page displayed on the screen and the second page connected to the first page in units of pixel.

The moving and displaying may include, when the identified movement mode is the discrete mode, moving the first page displayed on the screen and the second page connected to the first page and displaying the second page in an entire region of the screen.

The moving and displaying may include, when the identified movement mode is the continuous mode, moving the first page displayed on the screen and the second page connected to the first page and displaying a part of the first page and a part of the second page together on the screen.

The method may further include determining a size of the part of the first page displayed on the screen and a size of the part of the second page displayed on the screen based on a length of the user's gesture.

The method may further include detecting a user's input that requests execution of at least one application, and displaying an execution window of the at least one application on the part of the first page displayed on the screen and the part of the second page displayed on the screen in response to the user's input.

The method may further include detecting a user's mode change request that changes the movement mode from the continuous mode to the discrete mode, and changing the movement mode from the continuous mode to the discrete mode in response to the user's mode change request.

The changing of the movement mode from the continuous mode to the discrete mode may include selecting one of the first page and the second page, and displaying the execution window of the at least one application on the one selected page.

The selecting of the one of the first page and the second page may include selecting the one of the first page and the second page based on a ratio of a first portion of the execution window of the at least one application displayed in the first page to a second portion of the execution window of the at least one application displayed in the second page.

The changing of the movement mode from the continuous mode to the discrete mode may include displaying one of the first page and the second page in an entire region of the screen.

The displaying of the one of the first page and the second page in the entire region of the screen may include selecting one of the first page to the second page based on a ratio of the part of the first page displayed on the screen and the part of the second page displayed on the screen.

The method may further include setting the movement mode in advance based on a user's input.

The user's gesture may include at least one of a drag gesture and a flick gesture.

The identifying of the movement mode may include identifying the movement mode based on a type of the user's gesture.

The identifying of the movement mode may include, if the user's gesture includes a one-finger drag input, determining that the movement mode is the discrete mode, and if the user's gesture includes a two-finger drag input, determining that the movement mode is the continuous mode.

The plurality of pages may be arranged in at least one selected from a group consisting of a vertical direction, a horizontal direction, and a diagonal direction.

The second page may be a page connected to the first page in at least one selected from a group consisting of a vertical direction, a horizontal direction, and a diagonal direction.

The method may further include receiving a user's pinch input on the screen, and displaying all of the plurality of pages as thumbnails on the screen.

The method may further include, as one page is selected from the plurality of pages displayed as thumbnails and the selected page is dragged and dropped, changing positions where the plurality of pages is arranged.

The method may further include, as an execution window of an application displayed on a third page from among the plurality of pages displayed as thumbnails is selected and is dragged and dropped to a fourth page, moving the execution window of the application from the third page to the fourth page and displaying the execution window of the application on the fourth page.

The method may further include displaying a list of at least one application that is executed by the terminal on the screen.

The method may further include receiving a selection of at least one application from the list of the at least one application, and displaying a page where an execution window of the selected application is included, from among the plurality of pages, on the screen of the terminal.

The method may further include, as an execution window of an application included in the first page displayed on the screen is selected and flicked in a direction of the second page, moving the execution window of the selected application from the first page displayed on the screen to the second page connected to the first page.

The method may further include displaying the second page to which the execution window of the application is moved, on the screen.

According to another aspect of the present invention, a terminal for displaying a plurality of pages on a screen is provided. The terminal includes a user input unit detecting a user's gesture that requests movement of the plurality of pages, a control unit identifying a movement mode relating to the movement of the plurality of pages, and a display unit moving and displaying a first page displayed on the screen and a second page connected to the first page displayed on the screen according to the identified movement mode, wherein the movement mode is one of a discrete mode and a continuous mode.

When the identified movement mode is the discrete mode, the display unit may move the first page displayed on the screen and the second page connected to the first page and may display the second page in an entire region of the screen.

When the identified movement mode is the continuous mode, the display unit may move the first page displayed on the screen and the second page connected to the first page

and may display a part of the first page and a part of the second page together on the screen.

The control unit may determine a size of the part of the first page displayed on the screen and a size of the part of the second page displayed on the screen based on a length of the user's gesture.

The user input unit may detect a user's input that requests execution of at least one application, and the display unit may display an execution window of the at least one application on the part of the first page displayed on the screen and the part of the second page displayed on the screen in response to the user's input.

The user input unit may detect a user's mode change request that changes the movement mode from the continuous mode to the discrete mode, and the control unit may change the movement mode from the continuous mode to the discrete mode in response to the user's mode change request.

The control unit may select one of the first page and the second page and may control the display unit so that the execution window of the at least one application is displayed on the one selected page.

The control unit may set the movement mode in advance based on a user's input.

The control unit may identify the movement mode based on a type of the user's gesture.

If the user's gesture includes a one-finger drag input, the control unit may determine that the movement mode is the discrete mode, and if the user's gesture includes a two-finger drag input, the control unit may determine that the movement mode is the continuous mode.

The user input unit may receive a user's pinch input on the screen, and the display unit may display all of the plurality of pages as thumbnails on the screen.

As one page is selected from the plurality of pages displayed as thumbnails and the selected page is dragged and dropped, the control unit may change positions where the plurality of pages is arranged.

As an execution window of an application displayed on a third page from among the plurality of pages displayed as thumbnails is selected and is dragged and dropped to a fourth page, the control unit may move the execution window of the application from the third page to the fourth page and displays the execution window of the application on the fourth page.

The display unit may display a list of at least one application that is executed by the terminal on the screen.

The user input unit may receive a selection of at least one application from the list of the at least one application, and the display unit may display a page where an execution window of the selected application is included, from among the plurality of pages, on the screen of the terminal.

As an execution window of an application included in the first page displayed on the screen is selected and flicked in a direction of the second page, the control unit may move the execution window of the selected application from the first page displayed on the screen to the second page connected to the first page.

The display unit of the terminal may display a page to which the application is moved, on the screen.

According to another aspect of the present invention, a method of displaying a plurality of applications being executed on a terminal is provided. The method includes executing the plurality of applications, extending a background screen based on the execution, arranging the plurality of applications executed on the extended background screen, and displaying the extended background screen,

wherein the extended background screen includes a region that is currently displayed by a display unit of the terminal and a region that is not currently displayed by the display unit of the terminal.

The extending of the background screen may include extending the background screen from the currently-displayed region in a predetermined direction as the plurality of applications is executed.

The predetermined direction may include at least one selected from a group consisting of a vertical direction, a horizontal direction, and a diagonal direction.

The arranging of the plurality of applications executed on the extended background screen may include arranging execution screens of the plurality of applications executed on the extended background screen according to a predetermined criterion.

The predetermined criterion may include at least one selected from a group consisting of an order in which the plurality of applications is executed, and types of the plurality of applications.

The method may further include receiving an external input to the currently-displayed region, moving the extended background screen in a predetermined direction based on the received external input, and displaying the moved, extended background screen, wherein the currently-displayed region is changed according to a movement direction and a movement quantity of the background screen.

The predetermined direction may include at least one selected from a group consisting of a vertical direction, a horizontal direction, and a diagonal direction.

The method may further include selecting at least one from among the plurality of applications executed, receiving a control input to the at least one selected application, and controlling an execution state of the at least one selected application based on the received control input.

The controlling of the executing state of the at least one selected application based on the received control input may include at least one selected from a group consisting of changing a size of an execution screen of the at least one selected application, changing a position of the execution screen of the at least one selected application on the extended background screen, and terminating the at least one selected application.

According to another aspect of the present invention, a terminal for displaying a plurality of applications being executed on the terminal is provided. The terminal includes an execution unit executing the plurality of applications, a screen extending unit extending a background screen based on the execution, an arranging unit arranging the plurality of applications executed on the extended background screen, and a display unit displaying the extended background screen, wherein the extended background screen includes a region that is currently displayed by a display unit of the terminal and a region that is not currently displayed by the display unit of the terminal.

The screen extending unit may extend the background screen from the currently-displayed region in a predetermined direction as the plurality of applications is executed.

The predetermined direction may include at least one selected from a group consisting of a vertical direction, a horizontal direction, and a diagonal direction.

The arranging unit may arrange execution screens of the plurality of applications executed on the extended background screen according to a predetermined criterion.

The predetermined criterion may include at least one selected from a group consisting of an order in which the plurality of applications is executed, and types of the plurality of applications.

The terminal may further include a receiving unit receiving an external input to the currently-displayed region, and a screen moving unit moving the extended background screen in a predetermined direction based on the received external input, wherein the display unit displays the moved, extended background screen, and the currently-displayed region is changed according to a movement direction and a movement quantity of the background screen.

The predetermined direction may include at least one selected from a group consisting of a vertical direction, a horizontal direction, and a diagonal direction.

The terminal may further include a selection unit selecting at least one from among the plurality of applications executed, a receiving unit receiving a control input to the at least one selected application, and a control unit controlling an execution state of the at least one selected application based on the received control input.

The controlling of the executing state of the at least one selected application based on the received control input may include at least one selected from a group consisting of changing a size of an execution screen of the at least one selected application, changing a position of the execution screen of the at least one selected application on the extended background screen, and terminating the at least one selected application.

According to another aspect of the present invention, a non-transitory computer-readable recording medium having recorded thereon a program for executing the above-described method is provided.

According to another aspect of the present invention, a method of executing a plurality of applications on a terminal is provided. The method includes arranging execution windows of the plurality of applications executed on the terminal in a virtualized logical space region, moving the execution windows of the plurality of applications arranged in the virtualized logical space region based on a user's touch input to the terminal, and displaying an execution window of at least one application from among the execution windows of the plurality of applications arranged in the virtualized logical space region in a display region of the terminal based on the movement, wherein the virtualized logical space region is a space in which the display region of the terminal is virtually extended.

The arranging may include arranging the execution windows of the plurality of applications in the virtualized logical space region based on at least one selected from a group consisting of an order in which the plurality of applications is executed, and types of the plurality of applications.

The arranging may include arranging the execution windows of the plurality of applications in at least one selected from a group consisting of a vertical direction, a horizontal direction, and a diagonal direction.

The method may further include executing the plurality of applications, and extending the virtualized logical space region based on the execution.

The moving of the execution windows of the plurality of applications may include identifying a movement mode relating to movement of the execution windows of the plurality of applications, and moving the execution windows of the plurality of applications according to the identified movement mode, wherein the movement mode includes one of a discrete mode in which the execution windows of the

plurality of applications is discontinuously displayed in the display region, and a continuous mode in which the execution windows of the plurality of applications is continuously displayed in the display region.

The user's touch input may include at least one selected from a group consisting of a drag input regarding a region in which the execution window of the at least one application is displayed, of the display region and a drag input regarding a region in which an execution window of at least one application is not displayed, of the display region.

Other aspects, advantages, and salient features of the invention will become apparent to those skilled in the art from the following detailed description, which, taken in conjunction with the annexed drawings, discloses exemplary embodiments of the invention.

#### BRIEF DESCRIPTION OF THE DRAWINGS

The above and other aspects, features, and advantages of certain exemplary embodiments of the present invention will be more apparent from the following description taken in conjunction with the accompanying drawings, in which:

FIG. 1 is a view of a screen on which a plurality of pages is displayed by virtualizing a display region of a terminal according to an exemplary embodiment of the present invention;

FIG. 2 is a flowchart illustrating a method of displaying a plurality of pages according to an exemplary embodiment of the present invention;

FIG. 3 is a flowchart illustrating a method of displaying a plurality of pages according to a discrete mode or a continuous mode according to an exemplary embodiment of the present invention;

FIG. 4 is a view of a discrete mode according to an exemplary embodiment of the present invention;

FIG. 5 is a view of a continuous mode according to an exemplary embodiment of the present invention;

FIGS. 6A through 6C are views of screens on which a plurality of pages is displayed in a continuous mode, according to an exemplary embodiment of the present invention;

FIG. 7 illustrates an example of a window for setting a movement mode according to an exemplary embodiment of the present invention;

FIG. 8 is a flowchart illustrating an operation of changing a mode according to an exemplary embodiment of the present invention;

FIGS. 9A through 9D are views illustrating movement of an execution window of an application when a continuous mode is changed into a discrete mode, according to an exemplary embodiment of the present invention;

FIG. 10 is a view of a Graphical User Interface (GUI) for moving a plurality of pages according to an exemplary embodiment of the present invention;

FIG. 11 is a flowchart illustrating a method of editing a plurality of pages according to an exemplary embodiment of the present invention;

FIGS. 12A and 12B are views of screens on which a plurality of pages is displayed in the form of a thumbnail, according to an exemplary embodiment of the present invention;

FIG. 13 is a flowchart illustrating a method of displaying a page in which an application selected by a user is included, according to an exemplary embodiment of the present invention;

FIGS. 14A and 14B are views of screens on which the list of a plurality of applications is displayed, according to another exemplary embodiment of the present invention;

FIG. 15 is a view of a user's input that allows an application displayed on a screen to be moved to another page, according to an exemplary embodiment of the present invention;

FIG. 16 is a view of a result of a screen on which an application displayed on the screen is moved to another page, according to an exemplary embodiment of the present invention;

FIG. 17 is a view of a screen on which a page to which an application is moved, according to an exemplary embodiment of the present invention;

FIG. 18 is a block diagram illustrating a terminal according to an exemplary embodiment of the present invention;

FIG. 19 is a flowchart illustrating a method of displaying a plurality of applications being executed on a terminal, according to an exemplary embodiment of the present invention;

FIG. 20 is a view of a screen on which a plurality of applications being executed on a terminal are displayed, according to an exemplary embodiment of the present invention;

FIG. 21 is a flowchart illustrating an operation of displaying an extended background screen by changing a region currently displayed as the extended background screen is moved, according to an exemplary embodiment of the present invention;

FIG. 22 is a view of movement of the extended background screen and a change of the region currently displayed, according to an exemplary embodiment of the present invention;

FIG. 23 is a flowchart illustrating an operation of displaying control of applications that are arranged on an extended background screen and are executed thereon, according to an exemplary embodiment of the present invention;

FIG. 24 is a view of control of applications to change a size of an application, according to an exemplary embodiment of the present invention;

FIG. 25 is a view of control of applications to change a position of an application, according to an exemplary embodiment of the present invention;

FIGS. 26A and 26B are views of control to terminate an application, according to an exemplary embodiment of the present invention;

FIG. 27 is a block diagram of a terminal for displaying a plurality of applications, according to an exemplary embodiment of the present invention;

FIG. 28 is a block diagram of a terminal for displaying a plurality of applications, according to an exemplary embodiment of the present invention; and

FIG. 29 is a flowchart illustrating a method of executing a plurality of applications, according to an exemplary embodiment of the present invention.

Throughout the drawings, it should be noted that like reference numbers are used to depict the same or similar elements, features, and structures.

#### DETAILED DESCRIPTION OF EXEMPLARY EMBODIMENTS

The following description with reference to the accompanying drawings is provided to assist in a comprehensive understanding of exemplary embodiments of the invention as defined by the claims and their equivalents. It includes various specific details to assist in that understanding but these are to be regarded as merely exemplary. Accordingly, those of ordinary skill in the art will recognize that various changes and modifications of the embodiments described

herein can be made without departing from the scope and spirit of the invention. In addition, descriptions of well-known functions and constructions may be omitted for clarity and conciseness.

The terms and words used in the following description and claims are not limited to the bibliographical meanings, but, are merely used by the inventor to enable a clear and consistent understanding of the invention. Accordingly, it should be apparent to those skilled in the art that the following description of exemplary embodiments of the present invention is provided for illustration purpose only and not for the purpose of limiting the invention as defined by the appended claims and their equivalents.

It is to be understood that the singular forms “a,” “an,” and “the” include plural referents unless the context clearly dictates otherwise. Thus, for example, reference to “a component surface” includes reference to one or more of such surfaces.

When a unit “comprises” an element in the present disclosure, the unit does not exclude another element but may further comprise another element unless the context clearly indicates otherwise. In addition, terms such as “. . . unit”, “module”, and the like used herein indicate a unit for performing at least one function or operation and may be implemented by hardware or a combination of hardware and software.

In the present disclosure, an “application” means a set of computer programs that are developed to carry out a particular work. Various applications may be described in the present disclosure. Examples of various applications include a game application, a video playing application, a map application, a memo application, a broadcasting application, a sports support application, a payment application, a photo editing application, and the like. However, aspects of the present invention are not limited thereto.

In the present disclosure, a “touch input” means a gesture that is done on a touch screen in order for a user to control a terminal. Examples of touch inputs described in the present disclosure include tap, touch & hold, double tap, drag, panning, flick, drag and drop, and the like.

“Tap” indicates an operation in which the user touches a screen very quickly by using a finger or a touch instrument such as a stylus. That is, “tap” indicates the case where a time difference between a touch-in time when the user’s finger or touch instrument contacts the screen and a touch-out time when the user’s finger or touch instrument takes away from the screen is very short.

“Touch & hold” indicates an operation in which the user touches the screen by using a finger or a touch instrument such as the stylus and then the touch input is maintained for a critical time or more. That is, “touch & hold” means a case where the time difference between the touch-in time and the touch-out time is equal to the critical time or longer. In order to allow the user to recognize whether a touch input is a tap or a touch & hold, if the touch input is maintained for the critical time or more, a feedback signal may be provided to the user visually or auditorily.

“Double tap” indicates an operation in which the user touches the screen twice quickly by using a finger or a touch instrument such as the stylus.

“Drag” indicates an operation in which the user touches the screen by using a finger or a touch instrument and moving the finger or touch instrument to another position on the screen while maintaining the contact between the finger or touch instrument and the screen. When a drag operation is performed, an object may be moved, or a panning operation that is described below is performed.

“Panning” indicates a case where the user performs a drag operation without selecting an object. Since in the panning operation a particular object is not selected, the object is not moved within a page but the page itself is moved in the screen or a group of objects is moved within the page.

“Flick” indicates an operation in which the user performs a drag operation very quickly by using a finger or a touch instrument. The drag (or panning) operation and the flick operation may be discriminated depending on whether the speed of moving the touch instrument is a critical speed or more.

“Drag & drop” indicates an operation in which the user drags an object to a predetermined position on the screen and then drops the object by terminating the contact between the finger or touch instrument and the screen.

“Pinch” indicates an operation in which the user moves two fingers in different directions with touching the screen. The pinch operation is a gesture for pinch opening or pinch closing of an object or page, and a pinch open value or a pinch close value is determined according to a distance between the two fingers.

“Swipe” is an operation in which the user moves a finger or a touch instrument in a horizontal or vertical direction by a predetermined distance while touching an object on the screen via the finger or the touch instrument. A movement in a diagonal direction may not be recognized as a swipe event.

The present invention will now be described more fully with reference to the accompanying drawings in which exemplary embodiments of the invention are shown. The invention may, however, be embodied in many different forms and should not be construed as being limited to the exemplary embodiments set forth herein; rather, these exemplary embodiments are provided so that this disclosure will be thorough and complete, and will fully convey the concept of the invention to those skilled in the art. For clarity, in the drawings, irrelevant portions with respect to the description of the present invention are omitted, and similar reference numbers are added to similar portions throughout the entire disclosure.

FIG. 1 is a view of a screen on which a plurality of pages is displayed by virtualizing a display region of a terminal according to an exemplary embodiment of the present invention.

Referring to FIG. 1, a terminal **100** according to the current exemplary embodiment of the present invention may provide a logical space region **10** that is formed by virtualizing a physical display region **20**. The logical space region **10** according to the present exemplary embodiment may include a plurality of pages on which a plurality of applications may be independently executed and displayed.

Each of the plurality of pages may display an execution window in which at least one application is executed. In addition, the size of each of the pages may be the same as the size of the physical display region **20**. The physical display region **20** may refer to an actual display region of the terminal **100**, i.e., a screen.

The plurality of pages may be arranged in the logical space region **10** in at least one selected from the group consisting of a vertical direction, a horizontal direction, and a diagonal direction. Thus, the plurality of pages may include information regarding positions where the plurality of pages is arranged in the logical space region **10**, for example, coordinate values, as well as coordinates on the physical display region **20**. According to the present exemplary embodiment, positions where the plurality of pages is arranged in the logical space region **10** may vary. For example, the terminal **100** may move and rearrange the

11

plurality of pages in the logical space region **10** based on a touch input by a user's finger or an electronic pen. That is, the user may manage the positions where the plurality of pages is arranged in the logical space region **10** based on a touch gesture.

The plurality of pages may be moved to and displayed in the physical display region **10** in units of page or pixel. For example, when the user touches the terminal **100** and drags an object on a screen of the terminal **100** in a predetermined direction, the terminal **100** may move the plurality of pages along the drag direction so that a particular page may be displayed on the screen.

According to an exemplary embodiment of the present invention, a page may be added to the logical space region **10** based on execution of an application. That is, when an application is executed, a page may be dynamically added to the logical space region **10**.

According to another exemplary embodiment of the present invention, a page may be added based on a user's page addition request (see **1240** of FIG. **12B**). In this case, according to an exemplary embodiment of the present invention, the user may also set the size of an added page. For example, when the size of a general page is 1000×600 (pixel), the user may adjust the size of the added page as 700×300 (pixel).

The terminal **100** may be implemented in various shapes. For example, the terminal **100** described in the present disclosure may be a mobile phone, a smart phone, a laptop computer, a tablet Personal Computer (PC), an electronic book terminal, a digital broadcasting terminal, a Personal Digital Assistant (PDA), a portable multimedia player, a navigation device, a digital audio player, a digital camera, or the like. However, aspects of the present invention are not limited thereto.

Hereinafter, a method of displaying a plurality of pages on which an application is executed will be described in detail with reference to FIG. **2**.

FIG. **2** is a flowchart illustrating a method of displaying a plurality of pages according to an exemplary embodiment of the present invention.

In operation **S210**, the terminal **100** (see FIG. **1**) may detect a user's gesture that requests movement of the plurality of pages. The user's gesture includes a touch gesture, for example, a drag gesture, a flick gesture, or a tap gesture. However, aspects of the present invention are not limited thereto. That is, the screen of the terminal **100** illustrated in FIG. **1** may be a touch screen that provides a touch interface to the user.

For example, when the user touches the terminal **100** with a finger or an electronic pen and drags the same on a part of the screen in a predetermined direction, the terminal **100** may sense that a drag event occurred. The terminal **100** may also sense a drag speed, a drag direction, and the like.

In operation **S220**, the terminal **100** may identify a movement mode relating to movement of pages. The movement mode according to the present exemplary embodiment may be a discrete mode or a continuous mode.

The discrete mode refers to a mode in which a plurality of pages is discontinuously moved. The terminal **100** may move the plurality of pages in units of page in the discrete mode. In this case, according to the present exemplary embodiment, the terminal **100** may move the plurality of pages in units of one page or several pages.

The continuous mode refers to a mode in which the plurality of pages is continuously moved. The terminal **100** may move the plurality of pages in units of pixel in the continuous mode.

12

According to the present exemplary embodiment, the terminal **100** may set a movement mode in advance based on the user input. For example, FIG. **7** illustrates an example of a window for setting a movement mode according to an exemplary embodiment of the present invention.

Referring to FIG. **7**, when a toggle switch of a Smooth virtual space is moved to the left (is enabled), the terminal **100** may set a movement mode as a continuous mode, and when a toggle switch of a Smooth virtual space is moved to the right (is disabled), the terminal **100** may set a movement mode as a discrete mode.

According to the present exemplary embodiment, the terminal **100** may identify a movement mode based on a type of a user's gesture. For example, when a gesture is a one finger drag input (drag performed by touching the screen with one finger), the terminal **100** may determine a movement mode as a discrete mode, and when a gesture is a two finger drag input (drag performed by touching the screen with two or more fingers), the terminal **100** may determine a movement mode as a discontinuous mode. That is, the user drags one finger on the screen so as to move the plurality of pages in units of page, and the user drags two or more fingers on the screen so as to drag the pages in units of pixel.

Contrary to this, when a gesture is a one finger drag input (drag performed by touching the screen with one screen), the terminal **100** may determine the movement mode as a continuous mode, and when a gesture is a two finger drag input (drag performed by touching the screen with two or more fingers), the terminal **100** may determine the movement mode as a discrete mode. The continuous mode and the discrete mode may be mapped with another gesture and thus may be set.

In operation **S230**, the terminal **100** may move and display the page displayed on the screen and a page connected to the page displayed on the screen according to the identified movement mode. For example, according to the present exemplary embodiment, when the drag input is received, the terminal **100** may move the page displayed on the screen and the page connected to the page displayed on the screen according to the movement mode. The terminal **100** may display at least one of the page displayed on the screen and the page connected to the page displayed on the screen. This will be described in detail below with reference to FIG. **3**.

The page connected to the page displayed on the screen may be a page that is connected to the page displayed on the logical space region **10** of the screen in at least one selected from the group consisting of a vertical direction, a horizontal direction, and a diagonal direction. Hereinafter, for convenience of explanation, a 'page connected to the page displayed on the screen' is referred to as a 'connected page'.

According to the present exemplary embodiment, the terminal **100** may determine directions in which the plurality of pages is moved based on a gesture's movement direction (for example, the drag direction). For example, when the user drags an object on the screen from right to left, the terminal **100** may move the plurality of pages from right to left. The terminal **100** may move the page displayed on the screen and a page connected to the right of the page displayed on the screen to the left.

In addition, when the user drags an object on the screen from top to bottom, the terminal **100** may move the plurality of pages from top to bottom. The terminal **100** may move the page displayed on the screen and a page connected to the top of the page displayed on the screen to the bottom.

A method of moving and displaying the page displayed on the screen and the connected page according to a movement mode will now be described with reference to FIG. 3 in more detail.

FIG. 3 is a flowchart illustrating a method of displaying a plurality of pages according to a discrete mode or a continuous mode according to an exemplary embodiment of the present invention.

In operation S310, the terminal 100 may detect a user's gesture (for example, a drag input) that requests movement of the plurality of pages. In operation S320, the terminal 100 may identify a movement mode. Operations S310 and S320 correspond to operations S210 and S220 of FIG. 2, and thus, detailed descriptions thereof will be omitted.

In operation S330, when a movement mode is a discrete mode, the terminal 100 (see FIG. 1) may move the page displayed on the screen and the connected page discontinuously. In this case, since the movement mode is a discrete mode, the plurality of pages may be moved in units of page (i.e., according to the size of the screen). Thus, in operation S340, the terminal 100 may display the connected page in the entire region of the screen. This will be described with reference to FIG. 4.

FIG. 4 is a view of a discrete mode according to an exemplary embodiment of the present invention.

Referring to FIG. 4, when the user drags (or flicks) an object on the screen in the discrete mode, a plurality of pages is moved in units of page. For example, when the user drags an object on a screen on which a first page 410 is displayed, the terminal 100 may move a plurality of pages so as to display a second page 420 on the screen. In addition, when the user drags an object on a screen on which the second page 420 is displayed, the terminal 100 may move a plurality of pages so as to display a third page 430 on the screen.

Thus, according to the present exemplary embodiment, even though a plurality of applications simultaneously executed are not displayed on one screen, the plurality of applications may be displayed on a plurality of pages in the logical space region 10 (see FIG. 1), and a page displayed on the screen may be changed by a simple gesture so that the utility of using a multi window may be maximized.

Referring back to FIG. 3, in operation S350, when the movement mode is a continuous mode, the terminal 100 may move the page displayed on the screen and the connected page continuously (for example, in units of pixel). For example, the terminal 100 may move the page displayed on the screen and the connected page based on the movement length of the user's gesture (for example, the length of the drag input).

In operation S360, the terminal 100 may display a part of the page displayed on the screen and a part of the connected page together on the screen. In this case, according to the present exemplary embodiment, the terminal 100 may determine the size of a part of the page displayed on the screen and the size of a part of the connected page based on the movement length of the user's gesture (for example, the length of a drag input).

For example, when the user drags an object on the screen in the right direction by 1 cm, the terminal 100 may move the page displayed on the screen and the connected page by one pixel (or coordinate) corresponding to the distance of 1 cm to the right so that a part of the page displayed on the screen and a part of a page connected to the left of the page displayed on the screen may be displayed on the screen. This will be described with reference to FIGS. 5 and 6.

FIG. 5 is a view of a continuous mode according to an exemplary embodiment of the present invention.

As illustrated in FIG. 5, the user may drag an object on the screen in the left or right direction. In this case, the terminal 100 may move a plurality of pages by the length of a user's drag input. Thus, in a continuous mode, one page may be displayed on the screen or a part of two pages may be displayed on the screen together.

For example, when the user drags an object on a screen on which a second page including a web browser is displayed in the left direction, a part of the second page including the web browser and a part of a third page including my files may be displayed on a screen 510 (see FIGS. 6A through 6C).

On the other hand, when the user drags an object on the screen 510 on which a part of the second page and a part of the third page are displayed in the right direction, a part of the second page and a part of a first page including a memo application may be displayed on a screen 511. In addition, when the user drags an object on the screen 510 on which a part of the second page and a part of the third page are displayed in the left direction, a part of the third page and a part of a fourth page including a video playing application may be displayed on a screen 512.

FIGS. 6A through 6C are views of screens on which a plurality of pages is displayed in a continuous mode, according to an exemplary embodiment of the present invention.

Referring to FIG. 6A, the terminal 100 may detect a user's input that drags a screen on which a second page is displayed, in the left direction. In this case, when a movement mode is a continuous mode, the terminal 100 may move the second page and a third page connected to the second page in units of pixel by the length of the detected drag input.

In this case, as illustrated in FIG. 6B, the terminal 100 may display a part of the second page including a web browser and a part of the third page including my documents on the screen.

The terminal 100 may detect a user's input that executes a new application 600 apart from the web browser and my documents. In this case, when a movement mode is a continuous mode, as illustrated in FIG. 6C, a border between pages disappears, and the terminal 100 may display an execution window of the new application 600 on a part of the second page displayed on the screen and a part of the third page connected to the second page.

FIG. 7 illustrates an example of a window for setting a movement mode according to an exemplary embodiment of the present invention.

The setting window may be a window to which a user's setting value is input in relation to display of a plurality of display windows when the plurality of display windows are displayed together on the screen of the terminal 100.

Referring to FIG. 7, the setting window according to the present exemplary embodiment may include a Support All Apps field 70, an Ignore Intent's Window Mode field 71, a Behavior based App Launch field 72, an One Step Fling Title field 73, a Smooth virtual space field 74, a Scroll by fling field 75, a Fling Gesture Mode field 76, a Move Gesture Mode field 77, and a two Finger Gesture Mode field 78. In addition, buttons (for example, toggle switches) for enabling functions corresponding to the fields 70, 71, 72, 73, 74, 75, 76, 77, and 78 may be included in the fields 70, 71, 72, 73, 74, 75, 76, 77, and 78 of the setting window.

The Support All Apps field 70 is a field that is set to support a multi window function on other applications that are not set to support a multi window function as well as applications that are set to support multi window. If the function of the Support All Apps field 70 is enabled, the

multi window function may be supported for all applications in the terminal **100**. However, aspects of the present invention are not limited thereto.

The Ignore Intent's Window Mode field **71** is a field that ignores user's settings relating to multi window support. For example, if the Ignore Intent's Window Mode field **71** is enabled, even when the user executes an application in the entire screen mode, the application may be executed in a multi window mode (not in the entire screen mode) when the application starts being executed.

The Behavior based App Launch field **72** is a field in which a display window of a newly-executed application is displayed in a display mode of a display window that is enabled on the screen of the terminal **100**.

The One Step Fling Title field **73** is a field that conveniently provides settings of a multi window function to the user. If the One Step Fling Title field **73** is disabled, a bar disposed on the top of the screen of the terminal **100** may be extended in a downward direction by a user's touch and may be dropped, and the multi window function may be set based on a user's input using a predetermined menu included in the extended bar. However, if the One Step Fling Title field **73** is enabled, when the bar disposed on the top of the screen of the terminal **100** is extended in the downward direction by a user's touch and is dropped, the multi window function may be immediately executed.

The Smooth virtual space field **74** is a field in which a plurality of pages is continuously moved on a launcher screen or home screen of the terminal **100**. If the Smooth virtual space field **74** is enabled, a plurality of pages displayed on the screen of the terminal **100** may be continuously moved based on a user's drag or flick input. In detail, a first page displayed on the screen of the terminal **100** may be continuously moved in a direction of a user's flick input by a predetermined distance based on the user's flick input on a first page displayed on the screen of the terminal **100**. In addition, as a result of moving the first page, a part of a second page connected to the first page and a part of the first page may be together displayed on the screen of the terminal **100** in a stopped state.

If the Smooth virtual space field **74** is disabled, a plurality of pages displayed on the screen of the terminal **100** may be discontinuously moved based on a user's drag or flick input. For example, a second page connected to a first page displayed on the screen of the terminal **100** may be displayed on the screen of the terminal **100** based on a user's flick input on the first page displayed on the screen of the terminal **100**.

The Scroll by fling field **75** is a field in which a predetermined page displayed on the display window is moved to the previous or next page based on a user's input of touching a predetermined bar displayed on the display window (for example, a title bar or action bar of the display window) and dragging or flicking the predetermined bar in left or right direction.

The Fling Gesture Mode field **76** is a field in which the display window is aligned or a display mode of the display window is changed based on a user's input of touching a predetermined bar displayed on the display window (for example, a title bar or action bar of the display window) and dragging or flicking the predetermined bar.

If the Fling Gesture Mode field **76** is enabled, the terminal **100** may provide the following functions. For example, the terminal **100** may display the display window in the left or right direction of the screen of the terminal **100** in a split mode based on a user's input of touching a predetermined bar displayed on the display window and dragging or flicking the predetermined bar in a left or a right direction.

In addition, the terminal **100** may change the display mode of the display window based on a user's input of touching the predetermined bar displayed on the display window and dragging or flicking the predetermined bar in an upward direction. In addition, the terminal **100** may reduce the size of the display window to a predetermined size based on a user's input of touching the predetermined bar displayed on the display window and dragging or flicking the predetermined bar in a downward direction.

The Move Gesture Mode field **77** is a field in which, if a ghost view (virtual window) formed by virtualizing the display window is moved to an upper edge, a lower edge, a left edge, or a right edge of the screen of the terminal **100**, a function of displaying the display window in the form of the entire screen, a minimum screen, a right split screen, or a left split screen is set.

The Two Finger Gesture Mode field **78** is a field in which, as predetermined bars included in two display windows are together touched for a predetermined amount of time or more, two display windows are aligned in a split mode and are displayed.

FIG. **8** is a flowchart illustrating an operation of changing a mode according to an exemplary embodiment of the present invention.

In operation **S810**, the terminal **100** may set a movement mode as a continuous mode based on a user's input that selects the movement mode as the continuous mode. In this case, when a user's drag input is detected, the terminal **100** may move a first page displayed on the screen and a second page connected to the first page and may display a part of the first page and a part of the second page together on the screen.

When a user's input that requests execution of at least one application is detected, the terminal **100** may display an execution window of at least one application on a part of the first page displayed on the screen and a part of the second page in response to the user's input (see FIGS. **6A** through **6C**).

In operation **S820**, the terminal **100** may detect a user's mode change request that changes the movement mode from the continuous mode to a discrete mode. In this case, in operation **S830**, the terminal **100** may change the movement mode from the continuous mode to the discrete mode in response to the user's mode change request.

In operation **S840**, the terminal **100** may move the execution window of the application displayed on a part of the first page and a part of the second page to one page and may display the execution window of the application displayed on one page. That is, the terminal **100** may select one of the first and second pages and may display the execution window of the application on one selected page.

In this case, the terminal **100** according to an exemplary embodiment of the present invention may select one of the first and second pages based on a first portion of the execution window of the at least one application displayed in the first page to a second portion of the execution window of the at least one application displayed in the second page. For example, when  $\frac{2}{3}$  of the execution window of the application is displayed on a part of the first page and  $\frac{1}{3}$  of the execution window of the application is displayed on a part of the second page, the terminal **100** may select the first page on which a relatively large part of the execution window of the application is displayed. Thus, the terminal **100** may move the execution window of the application displayed on the first page and the second page connected to the first page together on the screen in the continuous mode

to the first page in the discrete mode and may display the execution window of the application only on the first page.

On the other hand, when the movement mode is changed from the continuous mode to the discrete mode, the terminal 100 according to an exemplary embodiment of the present invention may select one of the first and second pages displayed together on the screen and may display only one selected page on the entire region of the screen.

In this case, the terminal 100 may select one of the first and second pages based on the ratio of a part of the first page displayed on the screen to a part of the second page displayed on the screen. For example, the terminal 100 may select the first page displayed in a region corresponding to  $\frac{3}{4}$  of the entire region of the screen and may display the first page on the entire region of the screen without displaying the second page when the movement mode is changed from the continuous mode into the discrete mode. The case that the movement mode is changed from the continuous mode to the discrete mode will be described in more detail with reference to FIG. 9.

FIGS. 9A through 9D are views illustrating movement of an execution window of an application when a continuous mode is changed into a discrete mode, according to an exemplary embodiment of the present invention.

Referring to FIG. 9A, when a user's input that executes a new application 600 in the continuous mode is detected, a border between pages arranged in the logical space region 10 disappears, and the terminal 100 may display an execution window of the new application 600 on a part of the second page and a part of the third page displayed together on the physical display region 20 (see FIG. 6C).

In this case, as illustrated in FIG. 9B, when a user's mode change request that changes the movement mode from the continuous mode to the discrete mode, the terminal 100 may change the movement mode from the continuous mode to the discrete mode, and a border between pages arranged in the logical space region 10 may be generated.

Thus, as illustrated in FIG. 9C, the terminal 100 may move the execution window of the application 600 to the second page and may display the whole part of the second page on which the execution window of the application 600 is displayed, in the physical display region 20 of the terminal 100. That is, when the movement mode is changed from the continuous mode to the discrete mode, the terminal 100 may select only one from a plurality of pages displayed in the physical display region 20 and may display one selected page in the physical display region 20.

On the other hand, as illustrated in FIG. 9D, according to another exemplary embodiment of the present invention, the terminal 100 may not move the execution window of the application 600 displayed together on the second page and the third page to one page but may display the whole part of the second page in which a part of the execution window of the application 600 is included, in the physical display region 20 of the terminal 100. That is, the terminal 100 according to an exemplary embodiment of the present invention may display the execution window of the application 600 executed in the continuous mode together on the second page and the third page in the discrete mode. When the user drags the screen in the left direction, the terminal 100 may display the third page in which the other part of the execution window of the application 600 is included, in the physical display region 20.

In FIGS. 8 and 9A through 9D, the case that the movement mode is changed from the continuous mode to the discrete mode has been described. However, the movement mode may be changed from the discrete mode to the

continuous mode. When the movement mode is changed from the discrete mode to the continuous mode, a border between pages in the discrete mode disappears, and an execution window of at least one application displayed on each page may be moved in units of pixel. Also, the execution window of the application that is to be newly executed in the continuous mode may be displayed on a border between a plurality of pages.

FIG. 10 is a view of a Graphical User Interface (GUI) for moving a plurality of pages according to an exemplary embodiment of the present invention.

Referring to FIG. 10, according to the present exemplary embodiment, the user touches the GUI 1010 through which a plurality of pages is moved, and the user also performs a drag operation so that a desired page may be displayed on the screen.

The terminal 100 may provide a discrimination indication 1020 for discriminating a page that is currently displayed on the screen from another page. For example, according to the discrimination indication 1020 of FIG. 10, there may be 5 pages displayed as the entire page, and the page currently displayed on the screen may be the third page.

FIG. 11 is a flowchart illustrating a method of editing a plurality of pages according to an exemplary embodiment of the present invention.

In operation S1110, the terminal 100 may receive a user's pinch input. For example, when the user touches two points of the screen by using two fingers and then drags the fingers on the screen in different directions, the terminal 100 may sense that a pinch event occurs.

In operation S1120, the terminal 100 may display a plurality of pages in the form of thumbnails. In this case, the terminal 100 may arrange the thumbnails of the plurality of pages in the order in which the plurality of pages is arranged on the logical space region 10 (see FIG. 1). The thumbnails may be images in which the sizes of the plurality of pages including the application are reduced at a predetermined ratio.

In operation S1130, the terminal 100 may change positions where the plurality of pages is arranged or the position of an application.

For example, the terminal 100 may change the positions where the plurality of pages is arranged as one page is selected from among the plurality of pages displayed as thumbnails and a drag & drop operation is performed on the selected page.

In addition, the terminal 100 may move the selected application from a first page to a second page as an application displayed on the first page among the plurality of pages displayed in the form of thumbnails is selected and a drag & drop operation is performed on the second page. In this case, the selected application may be displayed on the second page. Moving the application according to the present exemplary embodiment may refer to moving an application execution window in which the application is executed.

This will be described with reference to FIGS. 12A and 12B in more detail.

FIGS. 12A and 12B are views of screens on which a plurality of pages is displayed as thumbnails according to an exemplary embodiment of the present invention.

As illustrated in FIG. 12A, the terminal 100 may receive a user's pinch input on the screen.

In this case, as illustrated in FIG. 12B, the terminal 100 may provide an editing mode by displaying all of the plurality of pages as thumbnails on the screen. When the user drags a fourth page in a direction of a first page while

touching the fourth page and drops the fourth page at the position of the first page, the terminal **100** may change the arrangement position of the fourth page into the position of the first page and may display the fourth page in operation **1210**.

In addition, when the user touches a header of a predetermined application included in a third page for a predetermined amount of time and selects the header and then performs a drag & drop operation on a fifth page, the terminal **100** may move the predetermined application included in the third page to the fourth page and may display the application in operation **1220**.

In the editing mode, the user may delete a particular page (or application) in operation **1230** or may add a new page in operation **1240**. In addition, when the user touches a home button **1250** displayed at a second page, the terminal **100** may terminate the editing mode and may display the second page in the entire region of the screen.

FIG. **13** is a flowchart illustrating a method of displaying a page in which an application selected by a user is included, according to an exemplary embodiment of the present invention.

In operation **S1310**, the terminal **100** may display the list of at least one application that is executed on the terminal **100** on the screen. In this case, the list of at least one application may be displayed in the form of an icon indicating applications. In addition, the list of at least one application may be displayed as screen shots of at least one page in which at least one application is executed.

According to the present exemplary embodiment, the terminal **100** may display the list of at least one application on a home screen, or when the user touches (taps) a particular GUI or a particular region of the screen (for example, the bottom of the screen), the terminal **100** may display the list of at least one application on a part of the screen.

In operation **S1320**, the terminal **100** may receive selection of at least one application from the list of at least one application. In this case, in operation **S1330**, the terminal **100** may display a page in which the selected application is included on the screen of the terminal **100**. This will be described with reference to FIGS. **14A** and **14B**.

FIGS. **14A** and **14B** are views of screens on which the list of a plurality of applications is displayed, according to an exemplary embodiment of the present invention.

As illustrated in FIG. **14A**, according to the present exemplary embodiment, the terminal **100** may display a list of applications **1400** that are being executed on the bottom of the screen. As illustrated in FIG. **14B**, when the user selects a third application from the list of applications **1400** among the applications arranged in the logical display region **10**, the terminal **100** may display a page in which the third application is included in the entire region of the screen displaying the physical display region **20**.

Thus, according to the present exemplary embodiment, the user may search for a desired particular page quickly from a plurality of pages in which applications are executed.

FIG. **15** is a view of a user's input that allows an application being displayed on a screen to be moved to another page, according to an exemplary embodiment of the present invention.

According to the present exemplary embodiment, as an application included in a page displayed on the screen is executed and flicked, the terminal **100** may move the selected application from the page displayed on the screen to a connected page. In this case, the terminal **100** may display

a page to which the application is moved, on the screen and may display the current page continuously.

For example, as illustrated in FIG. **15**, the terminal **100** may display a fifth page including windows in which a memo application **1510** and an application **1520** for providing the list of files are to be executed on the screen. In this case, when the user touches a header of the application **1520** for providing the list of files and then flicks the header, the terminal **100** may move the application **1520** for providing the list of files to a third page connected to the fifth page in a direction of flick.

FIG. **16** is a view of a result of a screen on which an application being displayed on the screen is moved to another page, according to an exemplary embodiment of the present invention.

Referring to FIG. **16**, according to the present exemplary embodiment, the terminal **100** may delete the execution window of the application **1520** for providing the list of files from the fifth and may display the fifth page in which only the memo application **1510** is included.

FIG. **17** is a view of a screen on which a page to which an application is moved, according to an exemplary embodiment of the present invention.

In addition, as illustrated in FIG. **17**, according to the present exemplary embodiment, when the application **1520** for providing the list of files is moved to the third page, the terminal **100** may display the third page including the application **1520** for providing the list of files on the entire screen.

Thus, according to the present exemplary embodiment, the user may conveniently move a particular application to a particular page.

FIG. **18** is a block diagram illustrating a terminal according to an exemplary embodiment of the present invention.

Referring to FIG. **18**, the terminal **100** may include a user input unit **110**, a display unit **120**, and a control unit **130**. However, not all of the elements are essential elements. The terminal **100** may be implemented with more or less elements than the elements shown in FIG. **18**.

Hereinafter, the above-described elements will be sequentially described.

The user input unit **110** is a unit that allows a user to input data for controlling the terminal **100**. The user input unit **110** may include a key pad, a dome switch, a touch pad (e.g., a contact type electrostatic capacitive method, a pressure resistive layer method, an infrared ray sensing method, a surface ultrasonic wave conduction method, an integration type tension measurement method, a piezo effect method, or the like), a jog wheel, a jog switch, or the like. In particular, when the touch pad configures a layer structure with the display unit **120** that is described below, the touch pad may be referred to as a touch screen.

The user input unit **110** may receive a user's gesture (for example, a drag gesture, a tap gesture, a flick gesture, or the like) on the screen (or page displayed on the screen). In addition, the user input unit **110** may receive a user's pinch input on the screen (or page displayed on the screen).

The user input unit **110** may receive a selection of at least one application from the list of applications.

The display unit **120** displays information processed by the terminal **100**.

For example, the display unit **120** may display a plurality of pages including execution windows of the applications on the screen.

According to the present exemplary embodiment, when the display unit **120** and the touch pad have a layer structure and are configured as a touch screen, the display unit **120**

may be used as an input unit, as well as an output unit. The display unit **120** may include at least one selected from the group including a Liquid Crystal Display (LCD), a thin film transistor-liquid crystal display, an organic light-emitting diode, a flexible display, a 3-Dimensional (3D) display, an electrophoretic display, etc.

The touch screen may be configured to detect a touch input position, a touched area, and a touch input pressure. In addition, the touch screen may be configured to detect a proximity touch as well as a real-touch.

In the present disclosure, a “real-touch” refers to the case where the screen is actually touched by a pointer, and a “proximity-touch” refers to the case where the screen is not actually touched by the pointer and the pointer remains spaced apart from the screen by a predetermined distance. In the present disclosure, the pointer refers to an instrument for performing a real-touch or proximity-touch on a particular portion of a displayed screen, for example, a stylus pen, a finger, and the like.

Although not shown, various sensors may be disposed inside or in the vicinity of the touch screen so as to sense a real-touch or a proximity-touch on the touch screen. A tactile sensor is an example of a sensor for sensing a touch on the touch screen.

The tactile sensor refers to a sensor for sensing a touch on a particular object at the same degree of human feeling or higher. The tactile sensor may sense various information, such as roughness of a touch face, hardness of a touched object, temperature of a touch point, and the like.

A proximity sensor is an example of a sensor for sensing a touch of the touch screen.

The proximity sensor refers to a sensor that detects whether an object approaches a predetermined detection face or an object exists in the vicinity of the predetermined detection face by using a force of an electronic system or infrared rays without any mechanical touch. Thus, the proximity sensor has a considerably longer life span than the tactile sensor, and its utility is considerably higher than that of the tactile sensor.

Examples of proximity sensors include a transmissive photoelectric sensor, a direct reflective photoelectric sensor, a mirror reflective photoelectric sensor, a radio frequency oscillation proximity sensor, an electrostatic capacitive proximity sensor, a magnetic proximity sensor, an infrared ray proximity sensor, and the like.

The display unit **120** may move and display a page displayed on the screen and a page connected to the page displayed on the screen according to an identified movement mode.

For example, when the identified movement mode is a discrete mode, the display unit **120** may move a plurality of pages one by one so that a page connected to the page displayed on the screen may be displayed in the entire region of the screen. That is, when the user drags or flicks the page displayed on the screen, the user may identify the previous or next page.

In addition, when the identified movement mode is a continuous mode, the display unit **120** may move the page displayed on the screen and the connected page by the dragged length continuously and may display a part of the page displayed on the screen and a part of the connected page together on the screen. That is, the user drags an object on the screen so that the page displayed on the screen and the connected page may be continuously identified.

When a user’s pinch input on the screen is received, the display unit **120** may display all of a plurality of pages in the form of thumbnails on the screen. That is, the display unit

**120** may display the list of at least one application that is executed on the terminal **100**, on the screen.

According to the present exemplary embodiment, when a selection of at least one application from the list of at least one application is received, the display unit **120** may display a page in which the selected application is included, from among the plurality of pages on the screen of the terminal **100**.

When the page in which the selected application is included, is moved, the display unit **120** may display a page including the moved application on the screen.

The control unit **130** controls the overall operation of the terminal **100**. For example, the control unit **130** may control the user input unit **110**, the display unit **120**, and a memory (not shown).

The control unit **130** may identify a movement mode relating to movement of a page displayed on the screen. The movement mode according to the present exemplary embodiment may include a discrete mode and a continuous mode. Thus, when a user’s drag input is received, the control unit **130** may identify whether a predetermined movement mode is a discrete mode or a continuous mode.

The control unit **130** may also identify the movement mode based on the drag input. For example, when the drag input is a one-finger drag input, the control unit **130** may determine the movement mode as a discrete mode, and when the drag input is a two-finger drag input, the control unit **130** may determine the movement mode as a continuous mode. However, aspects of the present invention are not limited thereto.

The control unit **130** may determine the size of a part of the page displayed on the screen and the size of a part of the connected page based on the length of the drag input so as to display the determined sizes on the screen. The control unit **130** may set a movement mode in advance based on the user input.

As one page is selected from among a plurality of pages displayed in the form of thumbnails and is dragged and dropped, the control unit **130** may change positions where the plurality of pages is arranged. As an application displayed at a first page among the plurality of pages displayed in the form of thumbnails is selected and is dragged and dropped to a second page, the control unit **130** may move the selected application from the first page to the second page and may display the application on the screen.

As the application included in the page displayed on the screen is selected and flicked, the control unit **130** may move the selected application from the page displayed on the screen to the connected page.

The terminal **100** may further include a memory (not shown). The memory (not shown) may store a program for processing and controlling of the control unit **130** and may perform a function of temporarily storing input/output data.

The memory (not shown) may include at least one storage medium selected from the group consisting of flash memory, hard disk type memory, multimedia card micro type memory, card type memory (for example, SD memory, XD memory, or the like), Random Access Memory (RAM), Static RAM (SRAM), Read-Only Memory (ROM), Electrically Erasable Programmable Read-Only Memory (EEPROM), Programmable ROM (PROM), magnetic memory, a magnetic disk, an optical disk, etc. In addition, the terminal **100** may operate as a web storage for performing a storing function on the Internet.

According to an exemplary embodiment of the present invention, if a plurality of applications is executed by a user’s input, an application that has been previously

executed than an application that is currently executed is in a standby state. In other words, a plurality of applications other than the application currently executed is maintained in a pause state where execution of the plurality of applications stops.

Execution of the applications, i.e., the applications in the standby state, stops while a snap shot of their own execution screen before being in the pause state is displayed. In other words, if the user wants to change one from among the plurality of applications, a terminal should change an application that is currently executed into an application in the pause state and should execute the application to be changed. Thus, an operation of the application cannot be continuously performed.

FIG. 19 is a flowchart illustrating a method of displaying a plurality of applications being executed on a terminal, according to an exemplary embodiment of the present invention.

Hereinafter, displaying or arranging a plurality of applications may mean that execution windows of a plurality of applications is displayed or arranged.

A terminal according to an exemplary embodiment of the present invention may include a mobile phone, a Personal Digital Assistant (PDA), a smartphone, or a tablet computer that includes a Central Processing Unit (CPU) and a data storage device, such as memory, and that is capable of performing wired or wireless communication.

Referring to FIG. 19, the method of displaying a plurality of applications being executed on a terminal according to the current exemplary embodiment of the present invention may include executing a plurality of applications in operation S100, extending a background screen based on the execution in operation S200, arranging the plurality of applications executed on the extended background screen in operation S300, and displaying the extended background screen in operation S400. Here, the extended background screen includes a region that is currently displayed by a display unit of the terminal and a region that is not displayed by the display unit of the terminal.

According to an exemplary embodiment of the present invention, executing the plurality of applications may refer to a state where the applications are currently executed on the terminal. In other words, all of the plurality of applications may be applications that are being executed. For example, the plurality of applications may be simultaneously executed. Also, the plurality of applications according to an exemplary embodiment of the present invention may be executed sequentially or at one time.

FIG. 20 is a view of a screen on which a plurality of applications being executed on a terminal are displayed, according to an exemplary embodiment of the present invention.

Referring to FIG. 20, an extended background screen 300 according to the current exemplary embodiment of the present invention may include a region 301 that is currently displayed by a display unit of the terminal 900 that will be described below and a region 302 that is not displayed by the display unit of the terminal 900. The extended background screen 300 of FIG. 20 may be the virtualized logical space region 10 described above.

Extending the background screen in operation S200 of FIG. 19 may include extending the background screen from the currently-displayed region 301 in a predetermined direction as the plurality of applications is executed.

The predetermined direction in which the background screen is extended, may include at least one selected from

the group consisting of a vertical direction, a horizontal direction, and a diagonal direction.

Also, arranging the plurality of applications executed on the extended background screen 300 in operation S300 of FIG. 19 may include arranging execution screens of the plurality of applications executed on the extended background screen 300 according to a predetermined criterion. The predetermined criterion may include at least one of the order in which the plurality of applications is executed, and types of the plurality of applications.

For example, when one application that is a single application is executed, a background screen having the size corresponding to the currently-displayed region 301 may be used. That is, one application may be displayed on the entirety of the screen of the display unit of the terminal 900.

A background screen according to an exemplary embodiment of the present invention may be the background screen 300 that is extended in at least one selected from the group consisting of a vertical direction, a horizontal direction, and a diagonal direction as the plurality of applications is executed.

As described above, executing the plurality of applications may include starting operations of the plurality of applications and maintaining all of the applications in an executed state.

For example, if two applications are executed, the currently-displayed region 301 may include an entire execution screen of a first application. In this case, a second application may be arranged in the undisplayed region 302.

Also, as illustrated in FIG. 20, the currently-displayed region 301 may include the entire execution screen of the first application 200 and a part of an execution screen of the second application.

According to an exemplary embodiment of the present invention, arranging execution screens of the plurality of applications on the extended background screen 300 according to the predetermined criterion may include arranging the execution screens of the plurality of applications on the extended background screen 300 according to the order in which the plurality of applications is executed, or types of the plurality of applications.

For example, the plurality of applications may be arranged according to the order in which the plurality of applications is executed, while moving from the left to the right of the extended background screen 300.

Also, applications for playing media contents, such as movie, music, and the like, may be arranged in a particular region of the extended background screen 300. For example, applications for seeing a movie or for listening to the music may be preset to be arranged on the top or bottom of the extended background screen 300.

Also, an application having the highest preference may be first arranged on the extended background screen 300 according to preferences of applications that can be known by a user's use frequency of the applications, and the other applications may be arranged on the extended background screen 300 according to rankings of the other preferences.

FIG. 21 is a flowchart illustrating an operation of displaying an extended background screen by changing a currently-displayed region as the extended background screen is moved, according to an exemplary embodiment of the present invention.

FIG. 22 is a view of movement of an extended background screen and a change of a currently-displayed region, according to an exemplary embodiment of the present invention.

25

Referring to FIGS. 21 and 22, according to an exemplary embodiment of the present invention, the method may further include receiving an external input to the currently-displayed region 301 in operation S500, moving the extended background screen 300 in a predetermined direction based on the received external input in operation S600, and displaying the moved, extended background region 300 in operation S700. The currently-displayed region 301 may be changed according to the movement direction and the movement quantity of the extended background screen 300.

The predetermined direction in which the extended background screen 300 may be moved, may include at least one selected from the group consisting of a vertical direction, a horizontal direction, and a diagonal direction.

As the extended background screen 300 is moved, the region 301 that is currently displayed by a display unit of a terminal 900 may be changed, and execution screens 200 of a plurality of applications arranged on the background screen 300 may be moved by movement of the extended background screen 300. The execution screens 200 of the plurality of applications may be moved in the movement direction of the extended background screen 300, may be moved by the movement quantity of the extended background screen 300 and may be displayed.

For example, if an executed application is displayed as the entire screen by the display unit of the terminal 900, the top of an execution screen 200 of the executed application may be moved in a predetermined direction so that the extended background screen 300 may be moved. For example, the top of the execution screen 200 may be dragged in the left direction so that the extended background screen 300 may be moved to the left.

In particular, as shown in FIG. 22, the extended background screen 300 according to an exemplary embodiment of the present invention may be continuously displayed as a screen including execution screens 200 of a plurality of applications being executed on the terminal 900. For example, the currently-displayed region 301 and the undisplayed region 302 may be continuously changed as the extended background screen 300 is moved, and simultaneously, the whole or a part of the execution screens 200 of the applications may be displayed on the extended background screen 300.

FIG. 23 is a flowchart illustrating an operation of displaying control of applications that are arranged on an extended background screen and are executed thereon, according to an exemplary embodiment of the present invention.

Referring to FIG. 23, according to an exemplary embodiment of the present invention, the method may further include selecting at least one from among a plurality of applications that are executed in operation S1000, receiving a control input to at least one selected application in operation S2000, and controlling an execution state of at least one selected application based on the received control input in operation S3000.

According to an exemplary embodiment of the present invention, controlling the execution state of the application may include at least one selected from the group consisting of changing the size of an execution screen of at least one selected application, changing the position of the execution screen of at least one selected application on the extended background screen 300, and terminating at least one selected application.

FIG. 24 is a view of control of applications to change a size of an application, according to an exemplary embodiment of the present invention, FIG. 25 is a view of control of applications to change a position of an application,

26

according to an exemplary embodiment of the present invention, and FIGS. 26A and 26B are views of control to terminate an application, according to an exemplary embodiment of the present invention.

Selecting at least one from among a plurality of applications that are executed in operation S1000 may include selecting an application based on an external input to an execution screen of the application.

For example, the external input may include a touch on the execution screen of the executed application, or selection using a keyboard, a joystick, or a mouse. For example, at least one from among a plurality of applications executed may be selected based on the external input applied for a predetermined amount of time, such as 1.5 seconds or 2 seconds.

Receiving a control input to at least one selected application in operation S2000 may include receiving a control input applied to an execution screen of an executed application. The control input may include touch on the execution screen or an input applied using a keyboard, a joystick, or a mouse.

The control input according to an exemplary embodiment of the present invention may include at least one selected from the group consisting of an input for changing the size of an execution screen of at least one selected application, an input for changing the position of an execution screen of at least one selected application on the extended background screen, and an input for terminating at least one selected application.

Referring to FIG. 24, the size of the execution screen of the application may be changed by double clicking the top of the execution screen of the executed application, for example. As illustrated in FIG. 24, the terminal 900 may change the size of an execution screen 2410 of the application at various ratios, such as 25% in screen 2411, 75% in screen 2413, and 100% in screen 2415 with respect to the execution screen 2410.

Referring to FIG. 25, the terminal 900 may change the position of the execution screen of the application on the extended background screen 300 may be from position 2510 to position 2511 by dragging and moving the top of the execution screen of the executed application, for example.

Referring to FIG. 26A, execution of the application may be terminated by clicking a particular portion of the execution screen of the application. Referring to FIG. 26B, execution of the application may alternatively be terminated by moving the execution screen of the application to the bottom of the extended background screen 300.

For example, as illustrated in FIG. 26A, execution of the application may be terminated by clicking a termination button on the execution screen. Also, as illustrated in FIG. 26B, execution of the application may also be terminated by selecting the application to be terminated and by moving the selected application to the bottom of the extended background screen 300.

FIG. 27 is a block diagram of a terminal for displaying a plurality of applications, according to an exemplary embodiment of the present invention.

Referring to FIG. 27, the terminal 900 for displaying the plurality of applications being executed on the terminal 900 according to an exemplary embodiment of the present invention may include an execution unit 910 for executing the plurality of applications, a screen extending unit 920 for extending a background screen based on execution, an arranging unit 930 for arranging the plurality of applications executed on the extended background screen, and a display unit 940 for displaying the extended background screen.

The extended background screen **300** may include a region **301** that is currently displayed by the display unit **940** and a region **302** that is not displayed by the display unit **940**.

The screen extending unit **920** may include extending the background screen **300** from the currently-displayed region **301** in a predetermined direction as the plurality of applications is executed. The predetermined direction may include at least one selected from the group consisting of a vertical direction, a horizontal direction, and a diagonal direction. The screen extending unit **920** according to another exemplary embodiment of the present invention may extend a virtualized logical space region as the plurality of applications is executed.

The arranging unit **930** may arrange execution screens of the plurality of applications executed on the extended background screen **300** according to a predetermined criterion. The predetermined criterion may include at least one of the order in which the plurality of applications is executed, or types of the plurality of applications. The arranging unit **930** according to another exemplary embodiment of the present invention may arrange execution windows of the plurality of applications executed on the terminal **900** in the virtualized logical space region.

The display unit **940** may display an execution window of at least one application from among execution windows of the plurality of applications arranged in the virtualized logical space region, in a display region of the terminal **900**.

FIG. **28** is a block diagram of a terminal for displaying a plurality of applications, according to an exemplary embodiment of the present invention.

Referring to FIG. **28**, the terminal **900** according to the current exemplary embodiment of the present invention, in addition to the terminal **900** described above with reference to FIG. **27**, may further include a receiving unit **950** for receiving an external input to the currently-displayed region **301** and a screen moving unit **960** for moving the extended background screen **300** in a predetermined direction based on the received external input, apart from the execution unit **910**, the screen extending unit **920**, the arranging unit **930**, and the display unit **940**. Here, the display unit **940** may display the moved, extended background screen **300**. The currently-displayed region **301** may be changed according to the movement direction and the movement quantity of the background screen **300**. The predetermined direction may include at least one selected from the group consisting of a vertical direction, a horizontal direction, and a diagonal direction.

The screen moving unit **960** of FIG. **28** may move execution windows of the plurality of applications that are arranged in the virtualized logical space region, based on a user's touch input.

Also, the terminal **900** of FIG. **28** may further include a selection unit **970** for selecting at least one from among a plurality of applications executed, a receiving unit **950** for receiving a control input to at least one selected application, and a control unit **980** for controlling an execution state of at least one selected application based on the received control input.

Controlling the execution state of the application according to an exemplary embodiment of the present invention may include at least one selected from the group consisting of the size of an execution screen of at least one selected application, changing the position of an execution screen of at least one selected application on an extended background screen, and terminating at least one selected application. Descriptions relating to the above-described methods may

apply to the terminal **900** of FIG. **28**. Thus, descriptions regarding the same contents of the terminal **900** as those of the above-described methods and elements will be omitted.

FIG. **29** is a flowchart illustrating a method of executing a plurality of applications, according to an exemplary embodiment of the present invention.

Referring to FIG. **29**, the method of executing the plurality of applications according to the current exemplary embodiment of the present invention includes operations to be performed by the terminal **100** of FIG. **18** and the terminal **900** of FIGS. **27** and **28**. Thus, although omitted below, the above descriptions regarding the terminals **100** of FIG. **18** and the terminal **900** of FIGS. **27** and **28** may also apply to the method of executing the plurality of applications illustrated in FIG. **29**.

In operation **52910**, the terminal **900** may arrange execution windows of the plurality of applications to be executed on the terminal **900** in a virtualized logical space region. The virtualized logical space region according to an exemplary embodiment of the present invention may be a space in which a display region of the terminal **900** is virtually extended. Each of the execution windows of the plurality of applications according to an exemplary embodiment of the present invention may have a size that is the same as or smaller than that of the display region of the terminal **900**. An execution window of at least one application may be displayed on a page having the same size as that of the display region of the terminal **900**.

The terminal **900** according to an exemplary embodiment of the present invention may arrange the execution windows of the plurality of applications in a virtualized logical space region in at least one selected from the group consisting of a vertical direction, a horizontal direction, and a diagonal direction. Also, the terminal **900** according to an exemplary embodiment of the present invention may arrange the execution windows of the plurality of applications in the virtualized logical space region based on at least one of the order in which the plurality of applications is executed, and types of the plurality of applications.

On the other hand, the terminal **900** according to an exemplary embodiment of the present invention may extend the virtualized logical space region based on execution of the plurality of applications. For example, when the plurality of applications is executed, a page is dynamically added to the virtualized logical space region so that the virtualized logical space region may be extended.

According to another exemplary embodiment of the present invention, the virtualized logical space region may be extended based on user's setting. For example, a page is added to the virtualized logical space region based on a user's page addition request so that the virtualized logical space region may be extended (see **1240** of FIG. **12B**). In this case, according to an exemplary embodiment of the present invention, the user may also adjust the size of the added page.

In operation **S2920**, the terminal **900** may move the execution windows of the plurality of applications arranged in the virtualized logical space region based on a user's touch input. For example, when the user drags the screen in a predetermined direction, the terminal **900** may move the execution windows of the plurality of applications in the drag direction so that an execution window of a particular application may be displayed on the screen.

The terminal **900** according to an exemplary embodiment of the present invention may move the virtualized logical space region in which the execution windows of the plurality of applications are arranged, so as to move the execution

windows of the plurality of applications. Also, the terminal 900 may also move only the execution windows of the plurality of applications. That is, the terminal 900 may not move the virtualized logical space region but may change only positions where the execution windows of the plurality of applications are arranged, in the virtualized logical space region.

The user's touch input according to an exemplary embodiment of the present invention may include at least one selected from the group consisting of a drag input regarding a region in which an execution window of at least one application is displayed, of the display region of the terminal 900 and a drag input regarding a region in which the execution window of at least one application is not displayed, of the display region of the terminal 900. That is, the user may drag the region in which the execution window of at least one application is displayed, or the region in which the execution window of at least one application is not displayed.

According to an exemplary embodiment of the present invention, when the user drags a region in which an execution window of at least one application from among execution windows of a plurality of applications is displayed in the display region, in a predetermined direction, the terminal 900 moves only the execution window of at least one application, and when the user does not drag a region in which the execution window of at least one application is not displayed in the display region, the terminal 900 may move all of the execution windows of the plurality of applications displayed in the display region.

The terminal 900 according to an exemplary embodiment of the present invention may identify a movement mode relating to movement of the execution windows of the plurality of applications. The terminal 900 may move the execution windows of the plurality of applications according to the identified movement mode. The movement mode according to an exemplary embodiment of the present invention may include a discrete mode in which the execution windows of the plurality of applications are discontinuously moved, and a continuous mode in which the execution windows of the plurality of applications are continuously moved.

For example, the terminal 100 may move the execution windows of the plurality of applications in units of execution window in the discrete mode. The terminal 100 may move the execution windows of the plurality of applications in units of pixel in the continuous mode. The above descriptions of operation S220 of FIG. 2 of moving a plurality of pages according to a movement mode may apply to a method of moving the plurality of applications according to the movement mode and thus, detailed descriptions thereof will be omitted.

In operation S2930, the terminal 900 may display an execution window of at least one application from among the execution windows arranged in the virtualized logical space region in the display region of the terminal 900 according to movement of the execution windows of the plurality of applications.

When the execution window of at least one application is discontinuously moved according to an exemplary embodiment of the present invention, the terminal 900 may display the entire execution window of at least one application on the screen. When the execution window of at least one application is continuously moved according to another exemplary embodiment of the present invention, the terminal 900 may display a part of the execution window of at

least one application on the screen according to a movement quantity of the execution window of at least one application.

The method can be performed by program commands that can be executed in a computer and can be recorded on a non-transitory computer-readable recording medium. Examples of the non-transitory computer-readable recording medium can include program commands, data files, data structures, and the like in a single or combination form. The program commands recorded on the non-transitory computer-readable recording medium can be particularly designed and configured for the present invention or can be well-known to one of ordinary skill in computer software. Examples of the non-transitory computer-readable recording mediums include hardware devices that are particularly configured to store and execute program commands, such as hard disks, floppy disks, magnetic media, such as magnetic tapes, optical media, such as Compact Disc (CD)-Read-Only-Memories (ROMs) or Digital Versatile Discs (DVDs), magneto-optical media, such as floptical disks, ROM, Random-Access Memory (RAM), flash memory, etc. Examples of the program commands include advanced language codes that can be executed in a computer by using an interpreter, as well as mechanical language codes that are made by a compiler.

While the invention has been shown and described with reference to certain exemplary embodiments thereof, it will be understood by those skilled in the art that various changes in form and details may be made therein without departing from the spirit and scope of the invention as defined by the appended claims and their equivalents.

What is claimed is:

1. A method of displaying a plurality of applications being executed on a terminal, the method comprising:
  - displaying a screen;
  - displaying a first window corresponding to a first application on a physical display region of the screen, wherein the physical display region is displayed;
  - executing a second application;
  - extending the screen as a logical space region of the screen when the second application is executed, wherein the logical space region of the screen is not displayed; and
  - arranging the first window on the physical display region and a second window corresponding to the second application on the logical space region, wherein the first application and the second application are independently executed and displayed on the first window and the second window, respectively.
2. The method of claim 1, wherein the arranging comprises:
  - extending the screen from the displayed region in a predetermined direction as a plurality of applications is executed; and
  - arranging execution screens of the plurality of applications executed on the extended screen according to a predetermined criterion, wherein the predetermined direction comprises at least one selected from a group consisting of a vertical direction, a horizontal direction, and a diagonal direction, and wherein the predetermined criterion comprises at least one selected from a group consisting of an order in which the plurality of applications is executed, and types of the plurality of applications.

31

3. The method of claim 2, further comprising:  
receiving an external input to the displayed region;  
moving the extended screen in a predetermined direction  
based on the received external input; and  
displaying the moved, extended screen,  
wherein the displayed region is changed according to a  
movement direction and a movement quantity of the  
screen.

4. The method of claim 2, further comprising:  
selecting at least one from among the plurality of appli-  
cations executed;  
receiving a control input to the at least one selected  
application; and  
controlling an execution state of the at least one selected  
application based on the received control input,  
wherein the controlling of the execution state of the at  
least one selected application based on the received  
control input comprises at least one selected from a  
group consisting of changing a size of an execution  
screen of the at least one selected application, changing  
a position of the execution screen of the at least one  
selected application on the extended screen, and termi-  
nating the at least one selected application.

5. The method of claim 1, wherein the logical space  
region is a virtualized logical space region and the arranging  
comprises:

arranging execution windows of a plurality of applica-  
tions executed on the terminal in the virtualized logical  
space region;

moving the execution windows of the plurality of appli-  
cations arranged in the virtualized logical space region  
based on a user's touch input to the terminal; and  
displaying an execution window of at least one applica-  
tion from among the execution windows of the plurality  
of applications arranged in the virtualized logical space  
region in a display region of the terminal based on the  
movement,

wherein the virtualized logical space region is a space in  
which the display region of the terminal is virtually  
extended.

6. The method of claim 5, wherein the arranging com-  
prises arranging the execution windows of the plurality of  
applications in the virtualized logical space region based on  
at least one selected from a group consisting of an order in  
which the plurality of applications is executed, and types of  
the plurality of applications.

7. The method of claim 5, wherein the arranging com-  
prises arranging the execution windows of the plurality of  
applications in at least one selected from a group consisting  
of a vertical direction, a horizontal direction, and a diagonal  
direction.

8. The method of claim 5, further comprising:  
executing the plurality of applications; and  
extending the virtualized logical space region based on  
the execution.

9. The method of claim 5, wherein the user's touch input  
comprises at least one selected from a group consisting of a  
drag input regarding a region in which the execution win-  
dow of the at least one application is displayed, of the  
display region and a drag input regarding a region in which  
an execution window of at least one application is not  
displayed, and of the display region.

10. A terminal for displaying a plurality of applications  
being executed on the terminal, the terminal comprising:

32

a display unit configured to display a screen; and  
a processor configured to:

display a first window corresponding to a first appli-  
cation on a physical display region of the screen,  
wherein the physical display region is displayed,  
execute a second application,

extend the screen as a logical space region of the screen  
when the second application is executed, wherein the  
logical space region of the screen is not displayed,  
and

arrange the first window on the physical display region  
and a second window corresponding to the second  
application on the logical space region,

wherein the first application and the second application  
are independently executed and displayed on the first  
window and the second window, respectively.

11. The terminal of claim 10, wherein the processor is  
further configured to:

extend the screen from the displayed region in a prede-  
termined direction as a plurality of applications is  
executed, and

arrange execution screens of the plurality of applications  
executed on the extended screen according to a prede-  
termined criterion,

wherein the predetermined direction comprises at least  
one selected from a group consisting of a vertical  
direction, a horizontal direction, and a diagonal direc-  
tion, and

wherein the predetermined criterion comprises at least  
one selected from a group consisting of an order in  
which the plurality of applications is executed, and  
types of the plurality of applications.

12. The terminal of claim 10, wherein the processor is  
further configured to:

receive an external input to the displayed region, and  
move the extended screen in a predetermined direction  
based on the received external input,  
wherein the display unit is further configured to display  
the moved, extended screen, and

wherein the displayed region is changed according to a  
movement direction and a movement quantity of the  
screen.

13. The terminal of claim 10, wherein the processor is  
further configured to:

select at least one from among the plurality of applica-  
tions executed,  
receive a control input to the at least one selected appli-  
cation, and

control an execution state of the at least one selected  
application based on the received control input,

wherein the controlling of the execution state of the at  
least one selected application based on the received  
control input comprises at least one selected from a  
group consisting of changing a size of an execution  
screen of the at least one selected application, changing  
a position of the execution screen of the at least one  
selected application on the extended screen, and termi-  
nating the at least one selected application.

14. The terminal of claim 10, wherein the processor is  
further configured to:

arrange execution windows of the plurality of applications  
executed on the terminal in a virtualized logical space  
region, and

move the execution windows of the plurality of applica-  
tions arranged in the virtualized logical space region  
based on a user's touch input to the terminal,

wherein the display unit is further configured to display an execution window of at least one application from among the execution windows of the plurality of applications arranged in the virtualized logical space region in a display region of the terminal based on the movement, and

wherein the virtualized logical space region is a space in which the display region of the terminal is virtually extended.

15. The terminal of claim 14, wherein the processor is further configured to arrange the execution windows of the plurality of applications in the virtualized logical space region based on at least one selected from a group consisting of an order in which the plurality of applications is executed, and types of the plurality of applications.

16. The terminal of claim 14, wherein the processor is further configured to arrange the execution windows of the plurality of applications in at least one selected from a group consisting of a vertical direction, a horizontal direction, and a diagonal direction.

17. The terminal of claim 14, wherein the processor is further configured to:

- execute the plurality of applications, and
- extend the virtualized logical space region based on the execution.

18. The terminal of claim 14, wherein the processor is further configured to:

- identify a movement mode relating to movement of the execution windows of the plurality of applications, and
- move the execution windows of the plurality of applications according to the identified movement mode,

wherein the movement mode comprises one of a discrete mode in which the execution windows of the plurality of applications are discontinuously displayed in the display region, and a continuous mode in which the execution windows of the plurality of applications are continuously displayed in the display region.

19. The terminal of claim 14, wherein the user's touch input comprises at least one selected from a group consisting of a drag input regarding a region in which the execution window of the at least one application is displayed, of the display region and a drag input regarding a region in which an execution window of at least one application is not displayed, and of the display region.

20. A non-transitory computer-readable recording medium having a program recorded thereon, which, when executed by a computer, performs the method of claim 1.

\* \* \* \* \*