

No. 753,450.

PATENTED MAR. 1, 1904.

J. THUEMLING.

DEVICE FOR PROTECTING COILS FOR BEER COOLERS.

APPLICATION FILED DEC. 14, 1903.

NO MODEL.

Fig. 1.

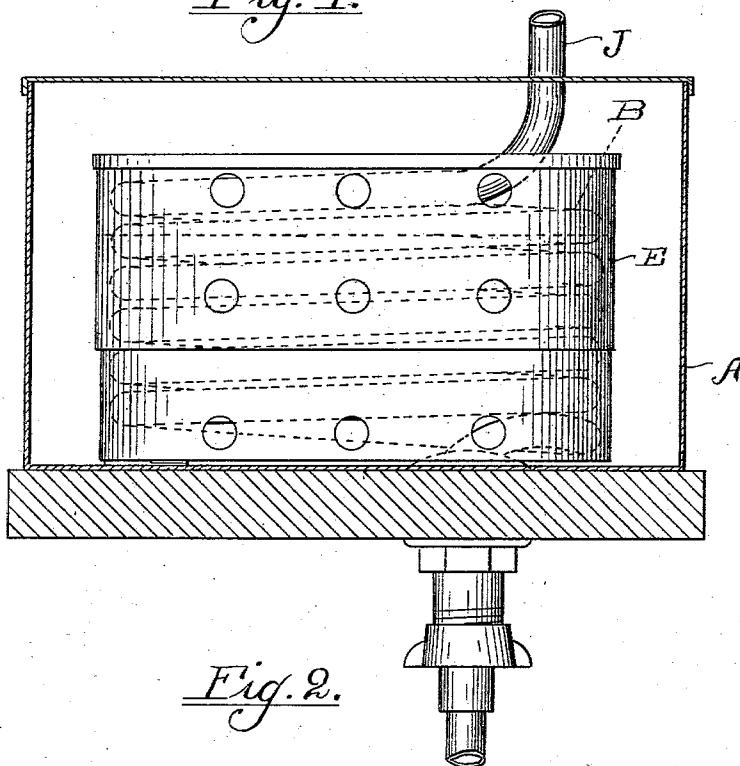


Fig. 2.

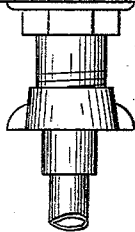
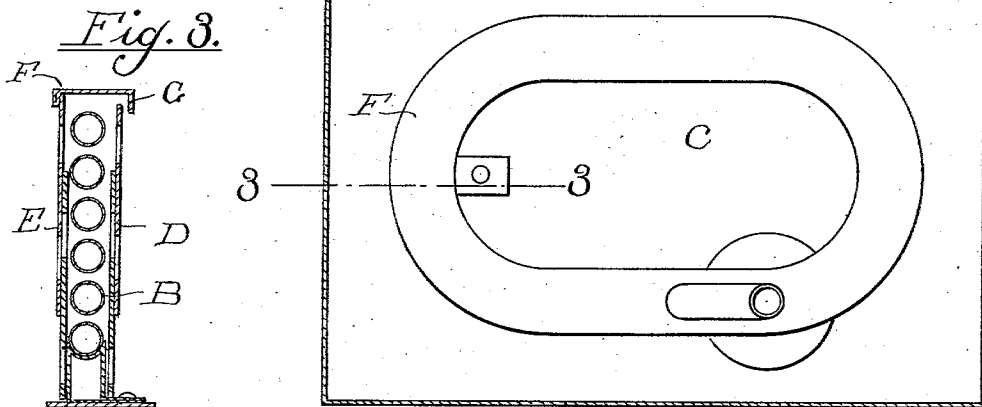


Fig. 3.



Witnesses:

E. F. Wilson

F. Schlottfeld

Inventor:

Julius Thumling

By *Rudolph H. Lotz*
Attorney

UNITED STATES PATENT OFFICE.

JULIUS THUEMLING, OF CHICAGO, ILLINOIS.

DEVICE FOR PROTECTING COILS FOR BEER-COOLERS.

SPECIFICATION forming part of Letters Patent No. 753,450, dated March 1, 1904.

Application filed December 14, 1903. Serial No. 185,113. (No model.)

To all whom it may concern:

Be it known that I, JULIUS THUEMLING, a citizen of the United States, residing at Chicago, in the county of Cook and State of Illinois, have invented certain new and useful Improvements in Devices for Protecting Coils of Beer-Coolers; and I do hereby declare the following to be a full, clear, and exact description of the invention, such as will enable others skilled in the art to which it appertains to make and use the same.

My invention relates to a novel construction in a device for protecting coils of pipe in beer-coolers from injury by cakes of ice introduced therein, the object being to provide a device which may be extended or contracted to fit coils of greater or less height; and it consists in the features of construction and combinations of parts hereinafter fully described and claimed.

In the accompanying drawings, illustrating my invention, Figure 1 is a vertical section of a beer-cooler, showing my protecting device inclosing the coil in side elevation. Fig. 2 is a top plan view of the cooler, the cover thereof being removed and showing my protecting device in top plan view. Fig. 3 is a detail vertical section on the line 3 3 of Fig. 3.

In coolers of the class to which my invention is adapted to be applied the box A, which is adapted to receive the cakes of ice, is provided internally with one or more coils B of pipe, through which the beer passes on its way from the cask to the faucet. The said coils B are preferably so formed as to afford a receptacle C for the ice, so that the effect of the latter is applied as directly as possible to said coils, but does not lie in direct contact with the latter, such contact having the effect of reducing the temperature of the beer to too low a point. In placing a heavy cake of ice in such receptacle C or adjacent the coil such cake is very frequently thrown with considerable force against the coil, and thus the latter is frequently injured and broken. Such coils are expensive, being made of block-tin pipe, and accidental breaking of a coil also causes loss of beer, so that it is essential that coils should be protected against such injury. The said coils B are generally made in a standard

shape and size—that is, in the form of an ellipse—the long and short diameters of which are always of standard lengths, the only change being made in the length of the pipe forming such coils, so that the latter vary only in height, the variation in length being made to suit the rapidity of consumption in various saloons, those situated in the populous districts and doing a large business requiring coils of greater length than others.

My said protecting device consists of two tubular members D and E, the member D being adapted to fit within the coil B and the member E being adapted to receive said coil, said members D and E being each composed of two sections telescopically fitted together, so as to render said members adjustable in depth to accord with the height of the coil B, received between them. The said member E is provided on its upper edge with an inwardly-extending flange F, the inner edge of which is turned down, as at G, and enters the member D, thereby protecting the upper edge of the latter. The said sections of said members D and E are perforated at intervals to permit circulation of air around said coils, and in said flange F, I provide an opening H for the passage of end J of the pipe forming said coil B, the said device being mounted before said coil is connected with the faucet or such connection being temporarily severed to permit said member E to be inserted.

My said device, while protecting the coil B from injury by the ice, also has the advantage of preventing direct contact of the ice with the coil, and thus too greatly lowering the temperature of the beer.

My device may of course be varied in shape to suit various shapes of coils without departing from the spirit of my invention.

I claim as my invention—

1. In a cooler, the combination with a coil, of two tubular members each comprising a plurality of sections telescopically connected with each other and disposed inwardly and outwardly of said coil respectively to protect the latter.

2. In a cooler, the combination with a coil, of a jacket inclosing same, said jacket comprising two tubular members each consisting of a

plurality of sections telescopically connected with each other and disposed inwardly and outwardly of said coils, and a flange on one of said members overhanging the other thereof.

5 3. In a cooler, the combination with a coil, of a jacket inclosing same, said jacket comprising two tubular members each consisting of a plurality of sections having perforations and telescopically connected with each other,
10 said members being disposed inwardly and outwardly of said coil respectively, and a flange on the upper end of one member overhanging said coil and said other member.

15 4. In a cooler, the combination with a coil, of a jacket inclosing same, said jacket comprising two tubular members each consisting

of a plurality of sections having perforations and telescopically connected with each other, said members being disposed inwardly and outwardly of said coil respectively, a flange 20 on one of said members at its upper end having its free edge bent to receive the other of said members, said flange having an opening for the passage of the pipe connecting said, 25 coil with the faucet.

In testimony whereof I affix my signature in presence of two witnesses.

JULIUS THUEMLING.

Witnesses:

RUDOLPH WM. LOTZ,
F. SCHLOTFELD.