



(86) Date de dépôt PCT/PCT Filing Date: 2017/06/13

(87) Date publication PCT/PCT Publication Date: 2017/12/21

(45) Date de délivrance/Issue Date: 2023/08/08

(85) Entrée phase nationale/National Entry: 2018/12/11

(86) N° demande PCT/PCT Application No.: CN 2017/088044

(87) N° publication PCT/PCT Publication No.: 2017/215592

(30) Priorité/Priority: 2016/06/13 (US62/349, 582)

(51) Cl.Int./Int.Cl. *C07D 213/80* (2006.01),  
*A61K 31/19* (2006.01), *A61K 31/192* (2006.01),  
*A61K 31/455* (2006.01), *A61P 25/00* (2006.01),  
*C07C 57/10* (2006.01), *C07C 57/44* (2006.01),  
*C07C 63/08* (2006.01)

(72) Inventeurs/Inventors:

TSAI, GUOCHUAN EMIL, US;  
WANG, CHING-CHENG, CN;  
HSIEH, TIEN-LAN, CN;  
LO, YUAN-CHUN, CN

(73) Propriétaire/Owner:

SYNEURX INTERNATIONAL (TAIWAN) CORP., CN

(74) Agent: BERESKIN & PARR LLP/S.E.N.C.R.L., S.R.L.

(54) Titre : CO-CRISTAUX DE BENZOATE DE LITHIUM ET LEURS UTILISATIONS

(54) Title: CO-CRYSTALS OF LITHIUM BENZOATE AND USES THEREOF

(57) Abrégé/Abstract:

The present disclosure provides co-crystals of a lithium benzoate compound and a co-former compound of Formula (I). Also provided herein are methods of preparing the co-crystals and uses thereof in treating and/or reducing the risk for a neuropsychiatric disorder (e.g., schizophrenia, psychotic disorders, depressive disorders, bipolar disorders, or neurodegenerative disorders).

## (12) INTERNATIONAL APPLICATION PUBLISHED UNDER THE PATENT COOPERATION TREATY (PCT)

(19) World Intellectual Property

Organization

International Bureau

(43) International Publication Date

21 December 2017 (21.12.2017)



(10) International Publication Number

WO 2017/215592 A1

## (51) International Patent Classification:

C07C 215/54 (2006.01) A61K 33/14 (2006.01)

C07D 213/80 (2006.01) A61P 35/00 (2006.01)

A61K 31/137 (2006.01)

## (21) International Application Number:

PCT/CN2017/088044

## (22) International Filing Date:

13 June 2017 (13.06.2017)

## (25) Filing Language:

English

## (26) Publication Language:

English

## (30) Priority Data:

62/349, 582 13 June 2016 (13.06.2016) US

## (71) Applicant: SYNEURX INTERNATIONAL (TAIWAN)

CORP. [CN/CN]; 20F-10, No.99, Sec.1, Xintai 5th Rd., Xizhi District, New Taipei City, Taiwan 221 (CN).

## (72) Inventors: TSAI, Guochuan Emil; 1380 South Maren-

go Avenue, Pasadena, CA 91106 (US). WANG, Ching-Cheng; 20F-10, No.99, Sec.1, Xintai 5th Rd., Xizhi District, New Taipei City, Taiwan 221 (CN). HSIEH, Tien-Lan; 20F-10, No.99, Sec.1, Xintai 5th Rd., Xizhi District, New Taipei City, Taiwan 221 (CN). LO, Yuan-Chun; 20F-10, No.99, Sec.1, Xintai 5th Rd., Xizhi District, New Taipei City, Taiwan 221 (CN).

## (74) Agent: LIU, SHEN &amp; ASSOCIATES; 10th Floor, Building 1, 10 Caihefang Road, Haidian District, Beijing 100080 (CN).

(81) Designated States (unless otherwise indicated, for every kind of national protection available): AE, AG, AL, AM, AO, AT, AU, AZ, BA, BB, BG, BH, BN, BR, BW, BY, BZ, CA, CH, CL, CN, CO, CR, CU, CZ, DE, DJ, DK, DM, DO, DZ, EC, EE, EG, ES, FI, GB, GD, GE, GH, GM, GT, HN, HR, HU, ID, IL, IN, IR, IS, JO, JP, KE, KG, KH, KN, KP, KR, KW, KZ, LA, LC, LK, LR, LS, LU, LY, MA, MD, ME, MG, MK, MN, MW, MX, MY, MZ, NA, NG, NI, NO, NZ, OM, PA, PE, PG, PH, PL, PT, QA, RO, RS, RU, RW, SA, SC, SD, SE, SG, SK, SL, SM, ST, SV, SY, TH, TJ, TM, TN, TR, TT, TZ, UA, UG, US, UZ, VC, VN, ZA, ZM, ZW.

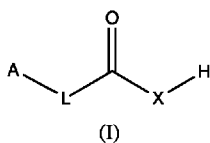
(84) Designated States (unless otherwise indicated, for every kind of regional protection available): ARIPO (BW, GH,

GM, KE, LR, LS, MW, MZ, NA, RW, SD, SL, ST, SZ, TZ, UG, ZM, ZW), Eurasian (AM, AZ, BY, KG, KZ, RU, TJ, TM), European (AL, AT, BE, BG, CH, CY, CZ, DE, DK, EE, ES, FI, FR, GB, GR, HR, HU, IE, IS, IT, LT, LU, LV, MC, MK, MT, NL, NO, PL, PT, RO, RS, SE, SI, SK, SM, TR), OAPI (BF, BJ, CF, CG, CI, CM, GA, GN, GQ, GW, KM, ML, MR, NE, SN, TD, TG).

## Published:

— with international search report (Art. 21(3))

## (54) Title: CO-CRYSTALS OF LITHIUM BENZOATE AND USES THEREOF



(57) Abstract: The present disclosure provides co-crystals of a lithium benzoate compound and a former compound of Formula (I). Also provided herein are methods of preparing the co-crystals and uses thereof in treating and/or reducing the risk for a neuropsychiatric disorder (e.g., schizophrenia, psychotic disorders, depressive disorders, bipolar disorders, or neurodegenerative disorders).



WO 2017/215592 A1

# CO-CRYSTALS OF LITHIUM BENZOATE AND USES THEREOF

## BACKGROUND OF THE INVENTION

Co-crystals are a homogeneous multicomponent system including at least one drug substance (*i.e.*, active ingredient) and at least one co-former, which are held together by supramolecular synthons. Pharmaceutical co-crystals have attracted significant interest due to the co-crystals' contribution to potential advantageous physicochemical properties of the drug substance, for example, improved solubility, dissolution rate, bioavailability, physical and/or chemical stability, flowability, hygroscopicity, processability, *etc.*

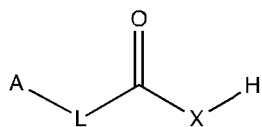
In co-crystal development, suitable co-formers for making pharmaceutical co-crystals of a particular drug substance are typically identified by approaches based on trial and error. Thus, the selection of suitable co-formers for a drug substance and the ratio between the drug substance and the co-former to produce desirable pharmaceutical co-crystals, as well as methods for making such, are the main challenges for producing pharmaceutical co-crystals for a particular drug substance.

## SUMMARY OF THE INVENTION

The present disclosure is based on, at least in part, the identification of suitable co-formers (*e.g.*, sorbic acid, trans-cinnamic acid, and nicotinic acid) for making desirable co-crystals of lithium benzoate, suitable ratios between the co-former and lithium benzoate, and the development of suitable methods for preparing the desirable co-crystals described herein. Such lithium benzoate co-crystals are expected to show advantageous properties, including improved properties such as bioavailability and hygroscopicity.

Accordingly, provided herein are co-crystals of a lithium benzoate compound and a co-former, wherein the co-former is a compound of Formula (I) as described herein, compositions and kits comprising such, methods of making such, and uses of the co-crystals for treating and/or reducing the risk for a neuropsychiatric disorder (*e.g.*, schizophrenia, psychotic disorders, depression, pain, or Alzheimer's disease).

In one aspect, the present disclosure provides a co-crystal of a lithium benzoate compound (*e.g.*, lithium benzoate) and a co-former, wherein the co-former is a compound of Formula (I):



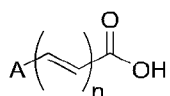
(I), in which

L is alkyl, carbocyclyl, C=C, C=C-C=C, C≡C, or absent;

A is alkyl, carbocyclyl, aryl, or heteroaryl; and

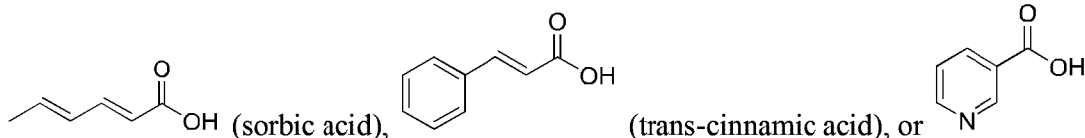
X=O or N-R, R being H, alkyl, carbocyclyl, aryl, or heteroaryl.

5 In certain embodiments, a co-former compound of Formula (I) is of the formula:



, wherein A is described herein, and n is 0, 1, or 2.

Exemplary co-former compounds of Formula (I) include, but are not limited to:



10 (nicotinic acid).

In another aspect, the present disclosure provides compositions including one or more of the co-crystals described herein, and a carrier. In certain embodiments, the composition described herein is a pharmaceutical composition. In certain embodiments, the composition described herein is a nutraceutical composition. In certain embodiments, the composition described herein is a health food. In certain embodiments, the composition described herein is a medical food. Any of the compositions described herein may include an effective amount of a co-crystal as described herein. An effective amount described herein may be a therapeutically effective amount or prophylactically effective amount.

20 In yet another aspect, the present disclosure provides methods for treating and/or reducing the risk for a neuropsychiatric disorder (*e.g.*, schizophrenia, psychotic disorders, depression, pain, Alzheimer's disease, or dementia), the method comprising administering to a subject in need of the treatment an effective amount of any of the co-crystals or any of the compositions comprising such as described herein.

25 A target neuropsychiatric disorder can include, but is not limited to, schizophrenia, psychotic disorders, Alzheimer's disease, dementia, mild cognitive impairment, benign forgetfulness, closed head injury, autistic spectrum disorder, attention deficit hyperactivity disorders, obsessive compulsive disorder, tic disorders, childhood learning disorders,

premenstrual syndrome, depression, bipolar disorder, anxiety disorders, post-traumatic stress disorder, chronic pain, eating disorders, addiction disorders, personality disorders, Parkinson's disorder, Huntington's disorder, or amyotrophic lateral sclerosis.

In any of the treatment methods as described herein, the subject being treated can be a mammal (e.g., human or non-human mammal). For example, the subject can be a human patient having or suspected of having a target disease as described herein.

Another aspect of the present disclosure relates to kits comprising a container in which a co-crystal, or composition thereof, as described herein, is placed. The kits described herein may include a single dose or multiple doses of the co-crystal or composition. The kits may be useful in a method of the disclosure. In certain embodiments, the kit further includes instructions for using the co-crystal or composition.

In yet another aspect, the present disclosure provides co-crystals and compositions described herein for use in treating and/or reducing the risk for a neuropsychiatric disorder as described herein and/or for manufacturing a medicament for use in treating the target disease.

The details of one or more embodiments of the disclosure are set forth herein. Other features, objects, and advantages of the disclosure will be apparent from the present disclosure.

## DEFINITIONS

Definitions of specific functional groups and chemical terms are described in more detail below. The chemical elements are identified in accordance with the Periodic Table of the Elements, CAS version, *Handbook of Chemistry and Physics*, 75<sup>th</sup> Ed., inside cover, and specific functional groups are generally defined as described therein. Additionally, general principles of organic chemistry, as well as specific functional moieties and reactivity, are described in Thomas Sorrell, *Organic Chemistry*, University Science Books, Sausalito, 1999; Smith and March, *March's Advanced Organic Chemistry*, 5<sup>th</sup> Edition, John Wiley & Sons, Inc., New York, 2001; Larock, *Comprehensive Organic Transformations*, VCH Publishers, Inc., New York, 1989; and Carruthers, *Some Modern Methods of Organic Synthesis*, 3<sup>rd</sup> Edition, Cambridge University Press, Cambridge, 1987. The disclosure is not intended to be limited in any manner by the exemplary listing of substituents described herein.

Compounds described herein can comprise one or more asymmetric centers, and thus can exist in various isomeric forms, e.g., enantiomers and/or diastereomers. For example, the compounds described herein can be in the form of an individual enantiomer, diastereomer or geometric isomer, or can be in the form of a mixture of stereoisomers, including racemic

mixtures and mixtures enriched in one or more stereoisomer. Isomers can be isolated from mixtures by methods known to those skilled in the art, including chiral high pressure liquid chromatography (HPLC) and the formation and crystallization of chiral salts; or preferred isomers can be prepared by asymmetric syntheses. See, for example, Jacques *et al.*,

5 *Enantiomers, Racemates and Resolutions* (Wiley Interscience, New York, 1981); Wilen *et al.*, *Tetrahedron* 33:2725 (1977); Eliel, *Stereochemistry of Carbon Compounds* (McGraw-Hill, NY, 1962); and Wilen, *Tables of Resolving Agents and Optical Resolutions* p. 268 (E.L. Eliel, Ed., Univ. of Notre Dame Press, Notre Dame, IN 1972). The disclosure additionally encompasses compounds described herein as individual isomers substantially free of other  
10 isomers, and alternatively, as mixtures of various isomers.

When a range of values is listed, it is intended to encompass each value and sub-range within the range. For example “C<sub>1-6</sub>” is intended to encompass, C<sub>1</sub>, C<sub>2</sub>, C<sub>3</sub>, C<sub>4</sub>, C<sub>5</sub>, C<sub>6</sub>, C<sub>1-6</sub>, C<sub>1-5</sub>, C<sub>1-4</sub>, C<sub>1-3</sub>, C<sub>1-2</sub>, C<sub>2-6</sub>, C<sub>2-5</sub>, C<sub>2-4</sub>, C<sub>2-3</sub>, C<sub>3-6</sub>, C<sub>3-5</sub>, C<sub>3-4</sub>, C<sub>4-6</sub>, C<sub>4-5</sub>, and C<sub>5-6</sub>.


The term “aliphatic” includes both saturated and unsaturated, straight chain (*i.e.*,  
15 unbranched), branched, acyclic, cyclic, or polycyclic aliphatic hydrocarbons, which are optionally substituted with one or more functional groups. As will be appreciated by one of ordinary skill in the art, “aliphatic” is intended herein to include, but is not limited to, alkyl, alkenyl, alkynyl, cycloalkyl, cycloalkenyl, and cycloalkynyl moieties. Thus, the term “alkyl” includes straight, branched and cyclic alkyl groups. An analogous convention applies to other  
20 generic terms such as “alkenyl”, “alkynyl”, and the like. Furthermore, the terms “alkyl”, “alkenyl”, “alkynyl”, and the like encompass both substituted and unsubstituted groups. In certain embodiments, “lower alkyl” is used to indicate those alkyl groups (cyclic, acyclic, substituted, unsubstituted, branched or unbranched) having 1-6 carbon atoms.

In certain embodiments, the alkyl, alkenyl, and alkynyl groups employed in the  
25 disclosure contain 1-20 aliphatic carbon atoms. In certain other embodiments, the alkyl, alkenyl, and alkynyl groups employed in the disclosure contain 1-10 aliphatic carbon atoms. In yet other embodiments, the alkyl, alkenyl, and alkynyl groups employed in the disclosure contain 1-8 aliphatic carbon atoms. In still other embodiments, the alkyl, alkenyl, and alkynyl groups employed in the disclosure contain 1-6 aliphatic carbon atoms. In yet other  
30 embodiments, the alkyl, alkenyl, and alkynyl groups employed in the disclosure contain 1-4 carbon atoms. Illustrative aliphatic groups thus include, but are not limited to, for example, methyl, ethyl, n-propyl, isopropyl, cyclopropyl, -CH<sub>2</sub>-cyclopropyl, vinyl, allyl, n-butyl, sec-butyl, isobutyl, tert-butyl, cyclobutyl, -CH<sub>2</sub>-cyclobutyl, n-pentyl, sec-pentyl, isopentyl, tert-pentyl, cyclopentyl, -CH<sub>2</sub>-cyclopentyl, n-hexyl, sec-hexyl, cyclohexyl, -CH<sub>2</sub>-cyclohexyl

moieties and the like, which again, may bear one or more substituents. Alkenyl groups include, but are not limited to, for example, ethenyl, propenyl, butenyl, 1-methyl-2-buten-1-yl, and the like. Representative alkynyl groups include, but are not limited to, ethynyl, 2-propynyl (propargyl), 1-propynyl, and the like.

5           The term “alkyl” refers to a radical of a straight-chain or branched saturated hydrocarbon group having from 1 to 10 carbon atoms (“C<sub>1-10</sub> alkyl”). In some embodiments, an alkyl group has 1 to 9 carbon atoms (“C<sub>1-9</sub> alkyl”). In some embodiments, an alkyl group has 1 to 8 carbon atoms (“C<sub>1-8</sub> alkyl”). In some embodiments, an alkyl group has 1 to 7 carbon atoms (“C<sub>1-7</sub> alkyl”). In some embodiments, an alkyl group has 1 to 6 carbon atoms  
10 (“C<sub>1-6</sub> alkyl”). In some embodiments, an alkyl group has 1 to 5 carbon atoms (“C<sub>1-5</sub> alkyl”). In some embodiments, an alkyl group has 1 to 4 carbon atoms (“C<sub>1-4</sub> alkyl”). In some embodiments, an alkyl group has 1 to 3 carbon atoms (“C<sub>1-3</sub> alkyl”). In some embodiments, an alkyl group has 1 to 2 carbon atoms (“C<sub>1-2</sub> alkyl”). In some embodiments, an alkyl group has 1 carbon atom (“C<sub>1</sub> alkyl”). In some embodiments, an alkyl group has 2 to 6 carbon  
15 atoms (“C<sub>2-6</sub> alkyl”). Examples of C<sub>1-6</sub> alkyl groups include methyl (C<sub>1</sub>), ethyl (C<sub>2</sub>), propyl (C<sub>3</sub>) (*e.g.*, *n*-propyl, isopropyl), butyl (C<sub>4</sub>) (*e.g.*, *n*-butyl, *tert*-butyl, *sec*-butyl, *iso*-butyl), pentyl (C<sub>5</sub>) (*e.g.*, *n*-pentyl, 3-pentanyl, amyl, neopentyl, 3-methyl-2-butanyl, tertiary amyl), and hexyl (C<sub>6</sub>) (*e.g.*, *n*-hexyl). Additional examples of alkyl groups include *n*-heptyl (C<sub>7</sub>), *n*-octyl (C<sub>8</sub>), and the like. Unless otherwise specified, each instance of an alkyl group is  
20 independently unsubstituted (an “unsubstituted alkyl”) or substituted (a “substituted alkyl”) with one or more substituents (*e.g.*, halogen, such as F). In certain embodiments, the alkyl group is an unsubstituted C<sub>1-10</sub> alkyl (such as unsubstituted C<sub>1-6</sub> alkyl, *e.g.*, -CH<sub>3</sub>). In certain embodiments, the alkyl group is a substituted C<sub>1-10</sub> alkyl (such as substituted C<sub>1-6</sub> alkyl, *e.g.*, -CF<sub>3</sub>).

25           “Alkenyl” refers to a radical of a straight-chain or branched hydrocarbon group having from 2 to 20 carbon atoms, one or more carbon-carbon double bonds, and no triple bonds (“C<sub>2-20</sub> alkenyl”). In some embodiments, an alkenyl group has 2 to 10 carbon atoms (“C<sub>2-10</sub> alkenyl”). In some embodiments, an alkenyl group has 2 to 9 carbon atoms (“C<sub>2-9</sub> alkenyl”). In some embodiments, an alkenyl group has 2 to 8 carbon atoms (“C<sub>2-8</sub> alkenyl”).  
30 In some embodiments, an alkenyl group has 2 to 7 carbon atoms (“C<sub>2-7</sub> alkenyl”). In some embodiments, an alkenyl group has 2 to 6 carbon atoms (“C<sub>2-6</sub> alkenyl”). In some embodiments, an alkenyl group has 2 to 5 carbon atoms (“C<sub>2-5</sub> alkenyl”). In some embodiments, an alkenyl group has 2 to 4 carbon atoms (“C<sub>2-4</sub> alkenyl”). In some embodiments, an alkenyl group has 2 to 3 carbon atoms (“C<sub>2-3</sub> alkenyl”). In some

embodiments, an alkenyl group has 2 carbon atoms (“C<sub>2</sub> alkenyl”). The one or more carbon–carbon double bonds can be internal (such as in 2–butenyl) or terminal (such as in 1–butenyl). Examples of C<sub>2–4</sub> alkenyl groups include ethenyl (C<sub>2</sub>), 1–propenyl (C<sub>3</sub>), 2–propenyl (C<sub>3</sub>), 1–butenyl (C<sub>4</sub>), 2–butenyl (C<sub>4</sub>), butadienyl (C<sub>4</sub>), and the like. Examples of C<sub>2–6</sub> alkenyl groups include the aforementioned C<sub>2–4</sub> alkenyl groups as well as pentenyl (C<sub>5</sub>), pentadienyl (C<sub>5</sub>), hexenyl (C<sub>6</sub>), and the like. Additional examples of alkenyl include heptenyl (C<sub>7</sub>), octenyl (C<sub>8</sub>), octatrienyl (C<sub>8</sub>), and the like. Unless otherwise specified, each instance of an alkenyl group is independently optionally substituted, *i.e.*, unsubstituted (an “unsubstituted alkenyl”) or substituted (a “substituted alkenyl”) with one or more substituents. In certain embodiments, the alkenyl group is unsubstituted C<sub>2–10</sub> alkenyl. In certain embodiments, the alkenyl group is substituted C<sub>2–10</sub> alkenyl. In an alkenyl group, a C=C double bond for which the stereochemistry is not specified (*e.g.*, –CH=CHCH<sub>3</sub> or ) may be an (*E*)- or (*Z*)-double bond.

“Alkynyl” refers to a radical of a straight–chain or branched hydrocarbon group having from 2 to 20 carbon atoms, one or more carbon–carbon triple bonds, and optionally one or more double bonds (“C<sub>2–20</sub> alkynyl”). In some embodiments, an alkynyl group has 2 to 10 carbon atoms (“C<sub>2–10</sub> alkynyl”). In some embodiments, an alkynyl group has 2 to 9 carbon atoms (“C<sub>2–9</sub> alkynyl”). In some embodiments, an alkynyl group has 2 to 8 carbon atoms (“C<sub>2–8</sub> alkynyl”). In some embodiments, an alkynyl group has 2 to 7 carbon atoms (“C<sub>2–7</sub> alkynyl”). In some embodiments, an alkynyl group has 2 to 6 carbon atoms (“C<sub>2–6</sub> alkynyl”). In some embodiments, an alkynyl group has 2 to 5 carbon atoms (“C<sub>2–5</sub> alkynyl”). In some embodiments, an alkynyl group has 2 to 4 carbon atoms (“C<sub>2–4</sub> alkynyl”). In some embodiments, an alkynyl group has 2 to 3 carbon atoms (“C<sub>2–3</sub> alkynyl”). In some embodiments, an alkynyl group has 2 carbon atoms (“C<sub>2</sub> alkynyl”). The one or more carbon–carbon triple bonds can be internal (such as in 2–butynyl) or terminal (such as in 1–butynyl). Examples of C<sub>2–4</sub> alkynyl groups include, without limitation, ethynyl (C<sub>2</sub>), 1–propynyl (C<sub>3</sub>), 2–propynyl (C<sub>3</sub>), 1–butynyl (C<sub>4</sub>), 2–butynyl (C<sub>4</sub>), and the like. Examples of C<sub>2–6</sub> alkenyl groups include the aforementioned C<sub>2–4</sub> alkynyl groups as well as pentynyl (C<sub>5</sub>), hexynyl (C<sub>6</sub>), and the like. Additional examples of alkynyl include heptynyl (C<sub>7</sub>), octynyl (C<sub>8</sub>), and the like. Unless otherwise specified, each instance of an alkynyl group is independently optionally substituted, *i.e.*, unsubstituted (an “unsubstituted alkynyl”) or substituted (a “substituted alkynyl”) with one or more substituents. In certain embodiments, the alkynyl group is



unsubstituted C<sub>2-10</sub> alkynyl. In certain embodiments, the alkynyl group is substituted C<sub>2-10</sub> alkynyl.

“Carbocyclyl” or “carbocyclic” refers to a radical of a non-aromatic cyclic hydrocarbon group having from 3 to 10 ring carbon atoms (“C<sub>3-10</sub> carbocyclyl”) and zero heteroatoms in the non-aromatic ring system. In some embodiments, a carbocyclyl group has 3 to 8 ring carbon atoms (“C<sub>3-8</sub> carbocyclyl”). In some embodiments, a carbocyclyl group has 3 to 6 ring carbon atoms (“C<sub>3-6</sub> carbocyclyl”). In some embodiments, a carbocyclyl group has 3 to 6 ring carbon atoms (“C<sub>3-6</sub> carbocyclyl”). In some embodiments, a carbocyclyl group has 5 to 10 ring carbon atoms (“C<sub>5-10</sub> carbocyclyl”). Exemplary C<sub>3-6</sub> carbocyclyl groups include, without limitation, cyclopropyl (C<sub>3</sub>), cyclopropenyl (C<sub>3</sub>), cyclobutyl (C<sub>4</sub>), cyclobutenyl (C<sub>4</sub>), cyclopentyl (C<sub>5</sub>), cyclopentenyl (C<sub>5</sub>), cyclohexyl (C<sub>6</sub>), cyclohexenyl (C<sub>6</sub>), cyclohexadienyl (C<sub>6</sub>), and the like. Exemplary C<sub>3-8</sub> carbocyclyl groups include, without limitation, the aforementioned C<sub>3-6</sub> carbocyclyl groups as well as cycloheptyl (C<sub>7</sub>), cycloheptenyl (C<sub>7</sub>), cycloheptadienyl (C<sub>7</sub>), cycloheptatrienyl (C<sub>7</sub>), cyclooctyl (C<sub>8</sub>), cyclooctenyl (C<sub>8</sub>), bicyclo[2.2.1]heptanyl (C<sub>7</sub>), bicyclo[2.2.2]octanyl (C<sub>8</sub>), and the like. Exemplary C<sub>3-10</sub> carbocyclyl groups include, without limitation, the aforementioned C<sub>3-8</sub> carbocyclyl groups as well as cyclononyl (C<sub>9</sub>), cyclononenyl (C<sub>9</sub>), cyclodecyl (C<sub>10</sub>), cyclodecenyl (C<sub>10</sub>), octahydro-1*H*-indenyl (C<sub>9</sub>), decahydronaphthalenyl (C<sub>10</sub>), spiro[4.5]decanyl (C<sub>10</sub>), and the like. As the foregoing examples illustrate, in certain embodiments, the carbocyclyl group is either monocyclic (“monocyclic carbocyclyl”) or contain a fused, bridged or spiro ring system such as a bicyclic system (“bicyclic carbocyclyl”) and can be saturated or can be partially unsaturated. “Carbocyclyl” also includes ring systems wherein the carbocyclic ring, as defined above, is fused with one or more aryl or heteroaryl groups wherein the point of attachment is on the carbocyclic ring, and in such instances, the number of carbons continue to designate the number of carbons in the carbocyclic ring system. Unless otherwise specified, each instance of a carbocyclyl group is independently optionally substituted, *i.e.*, unsubstituted (an “unsubstituted carbocyclyl”) or substituted (a “substituted carbocyclyl”) with one or more substituents. In certain embodiments, the carbocyclyl group is unsubstituted C<sub>3-10</sub> carbocyclyl. In certain embodiments, the carbocyclyl group is substituted C<sub>3-10</sub> carbocyclyl.

In some embodiments, “carbocyclyl” is a monocyclic, saturated carbocyclyl group having from 3 to 10 ring carbon atoms (“C<sub>3-10</sub> cycloalkyl”). In some embodiments, a cycloalkyl group has 3 to 8 ring carbon atoms (“C<sub>3-8</sub> cycloalkyl”). In some embodiments, a cycloalkyl group has 3 to 6 ring carbon atoms (“C<sub>3-6</sub> cycloalkyl”). In some embodiments, a

cycloalkyl group has 5 to 6 ring carbon atoms (“C<sub>5-6</sub> cycloalkyl”). In some embodiments, a cycloalkyl group has 5 to 10 ring carbon atoms (“C<sub>5-10</sub> cycloalkyl”). Examples of C<sub>5-6</sub> cycloalkyl groups include cyclopentyl (C<sub>5</sub>) and cyclohexyl (C<sub>6</sub>). Examples of C<sub>3-6</sub> cycloalkyl groups include the aforementioned C<sub>5-6</sub> cycloalkyl groups as well as cyclopropyl (C<sub>3</sub>) and cyclobutyl (C<sub>4</sub>). Examples of C<sub>3-8</sub> cycloalkyl groups include the aforementioned C<sub>3-6</sub> cycloalkyl groups as well as cycloheptyl (C<sub>7</sub>) and cyclooctyl (C<sub>8</sub>). Unless otherwise specified, each instance of a cycloalkyl group is independently unsubstituted (an “unsubstituted cycloalkyl”) or substituted (a “substituted cycloalkyl”) with one or more substituents. In certain embodiments, the cycloalkyl group is unsubstituted C<sub>3-10</sub> cycloalkyl. In certain  
embodiments, the cycloalkyl group is substituted C<sub>3-10</sub> cycloalkyl.

“Heterocyclyl” or “heterocyclic” refers to a radical of a 3- to 10-membered non-aromatic ring system having ring carbon atoms and 1 to 4 ring heteroatoms, wherein each heteroatom is independently selected from nitrogen, oxygen, sulfur, boron, phosphorus, and silicon (“3-10 membered heterocyclyl”). In heterocyclyl groups that contain one or more nitrogen atoms, the point of attachment can be a carbon or nitrogen atom, as valency permits. A heterocyclyl group can either be monocyclic (“monocyclic heterocyclyl”) or a fused, bridged, or spiro ring system, such as a bicyclic system (“bicyclic heterocyclyl”), and can be saturated or can be partially unsaturated. Heterocyclyl bicyclic ring systems can include one or more heteroatoms in one or both rings. “Heterocyclyl” also includes ring systems wherein the heterocyclic ring, as defined above, is fused with one or more carbocyclyl groups wherein the point of attachment is either on the carbocyclyl or heterocyclic ring, or ring systems wherein the heterocyclic ring, as defined above, is fused with one or more aryl or heteroaryl groups, wherein the point of attachment is on the heterocyclic ring, and in such instances, the number of ring members continue to designate the number of ring members in the heterocyclic ring system. Unless otherwise specified, each instance of heterocyclyl is independently optionally substituted, *i.e.*, unsubstituted (an “unsubstituted heterocyclyl”) or substituted (a “substituted heterocyclyl”) with one or more substituents. In certain embodiments, the heterocyclyl group is unsubstituted 3-10 membered heterocyclyl. In certain embodiments, the heterocyclyl group is substituted 3-10 membered heterocyclyl.

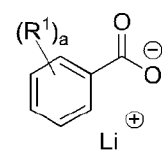
In some embodiments, a heterocyclyl group is a 5-10 membered non-aromatic ring system having ring carbon atoms and 1-4 ring heteroatoms, wherein each heteroatom is independently selected from nitrogen, oxygen, sulfur, boron, phosphorus, and silicon (“5-10 membered heterocyclyl”). In some embodiments, a heterocyclyl group is a 5-8 membered non-aromatic ring system having ring carbon atoms and 1-4 ring heteroatoms, wherein each

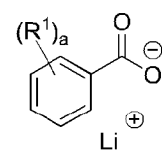
heteroatom is independently selected from nitrogen, oxygen, and sulfur (“5–8 membered heterocyclyl”). In some embodiments, a heterocyclyl group is a 5–6 membered non–aromatic ring system having ring carbon atoms and 1–4 ring heteroatoms, wherein each heteroatom is independently selected from nitrogen, oxygen, and sulfur (“5–6 membered heterocyclyl”). In some embodiments, the 5–6 membered heterocyclyl has 1–3 ring heteroatoms selected from nitrogen, oxygen, and sulfur. In some embodiments, the 5–6 membered heterocyclyl has 1–2 ring heteroatoms selected from nitrogen, oxygen, and sulfur. In some embodiments, the 5–6 membered heterocyclyl has one ring heteroatom selected from nitrogen, oxygen, and sulfur.

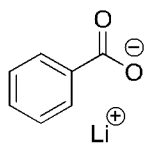
Exemplary 3–membered heterocyclyl groups containing one heteroatom include, without limitation, azirdinyl, oxiranyl, thiiranyl. Exemplary 4–membered heterocyclyl groups containing one heteroatom include, without limitation, azetidiny, oxetanyl and thietanyl. Exemplary 5–membered heterocyclyl groups containing one heteroatom include, without limitation, tetrahydrofuranyl, dihydrofuranyl, tetrahydrothiophenyl, dihydrothiophenyl, pyrrolidinyl, dihydropyrrolyl, and pyrrolyl–2,5–dione. Exemplary 5–membered heterocyclyl groups containing two heteroatoms include, without limitation, dioxolanyl, oxasulfuranyl, disulfuranyl, and oxazolidin-2-one. Exemplary 5–membered heterocyclyl groups containing three heteroatoms include, without limitation, triazolinyl, oxadiazolinyl, and thiadiazolinyl. Exemplary 6–membered heterocyclyl groups containing one heteroatom include, without limitation, piperidinyl, tetrahydropyranyl, dihydropyridinyl, and thianyl. Exemplary 6–membered heterocyclyl groups containing two heteroatoms include, without limitation, piperazinyl, morpholinyl, dithianyl, and dioxanyl. Exemplary 6–membered heterocyclyl groups containing two heteroatoms include, without limitation, triazinanyl. Exemplary 7–membered heterocyclyl groups containing one heteroatom include, without limitation, azepanyl, oxepanyl and thiepanyl. Exemplary 8–membered heterocyclyl groups containing one heteroatom include, without limitation, azocanyl, oxecanyl and thiocanyl. Exemplary 5–membered heterocyclyl groups fused to a C<sub>6</sub> aryl ring (also referred to herein as a 5,6-bicyclic heterocyclic ring) include, without limitation, indolinyl, isoindolinyl, dihydrobenzofuranyl, dihydrobenzothieryl, benzoxazolinonyl, and the like. Exemplary 6-membered heterocyclyl groups fused to an aryl ring (also referred to herein as a 6,6-bicyclic heterocyclic ring) include, without limitation, tetrahydroquinolinyl, tetrahydroisoquinolinyl, and the like.

“Aryl” refers to a radical of a monocyclic or polycyclic (*e.g.*, bicyclic or tricyclic) 4n+2 aromatic ring system (*e.g.*, having 6, 10, or 14 pi electrons shared in a cyclic array) having 6–14 ring carbon atoms and zero heteroatoms provided in the aromatic ring system (“C<sub>6–14</sub> aryl”). In some embodiments, an aryl group has six ring carbon atoms (“C<sub>6</sub> aryl”; *e.g.*,

phenyl). In some embodiments, an aryl group has ten ring carbon atoms (“C<sub>10</sub> aryl”; *e.g.*, naphthyl such as 1-naphthyl and 2-naphthyl). In some embodiments, an aryl group has fourteen ring carbon atoms (“C<sub>14</sub> aryl”; *e.g.*, anthracyl). “Aryl” also includes ring systems wherein the aryl ring, as defined above, is fused with one or more carbocyclyl or heterocyclyl groups wherein the radical or point of attachment is on the aryl ring, and in such instances, the number of carbon atoms continue to designate the number of carbon atoms in the aryl ring system. Unless otherwise specified, each instance of an aryl group is independently optionally substituted, *i.e.*, unsubstituted (an “unsubstituted aryl”) or substituted (a “substituted aryl”) with one or more substituents. In certain embodiments, the aryl group is unsubstituted C<sub>6-14</sub> aryl. In certain embodiments, the aryl group is substituted C<sub>6-14</sub> aryl.



A “lithium benzoate compound” refers to a compound of the formula: , wherein R<sup>1</sup> is hydrogen, C<sub>1-3</sub> alkyl, halogen, -CN, -NO<sub>2</sub>, -N<sub>3</sub>, C<sub>2-4</sub> alkenyl, C<sub>2-4</sub> alkynyl, -OR, -NH<sub>2</sub>, or -SR, R being hydrogen, halogen, -CN, -NO<sub>2</sub>, -N<sub>3</sub>, acyl, C<sub>1-3</sub> alkyl, C<sub>2-4</sub> alkenyl, C<sub>2-4</sub> alkynyl; and a being 0, 1, 2, 3, 4, or 5. In certain embodiments, the lithium benzoate

compound is  (lithium benzoate).

“Aralkyl” is a subset of alkyl and aryl and refers to an optionally substituted alkyl group substituted by an optionally substituted aryl group. In certain embodiments, the aralkyl is optionally substituted benzyl. In certain embodiments, the aralkyl is benzyl. In certain embodiments, the aralkyl is optionally substituted phenethyl. In certain embodiments, the aralkyl is phenethyl.

“Heteroaryl” refers to a radical of a 5–10 membered monocyclic or bicyclic 4n+2 aromatic ring system (*e.g.*, having 6 or 10 pi electrons shared in a cyclic array) having ring carbon atoms and 1–4 ring heteroatoms provided in the aromatic ring system, wherein each heteroatom is independently selected from nitrogen, oxygen and sulfur (“5–10 membered heteroaryl”). In heteroaryl groups that contain one or more nitrogen atoms, the point of attachment can be a carbon or nitrogen atom, as valency permits. Heteroaryl bicyclic ring systems can include one or more heteroatoms in one or both rings. “Heteroaryl” includes ring systems wherein the heteroaryl ring, as defined above, is fused with one or more carbocyclyl or heterocyclyl groups wherein the point of attachment is on the heteroaryl ring, and in such

instances, the number of ring members continue to designate the number of ring members in the heteroaryl ring system. "Heteroaryl" also includes ring systems wherein the heteroaryl ring, as defined above, is fused with one or more aryl groups wherein the point of attachment is either on the aryl or heteroaryl ring, and in such instances, the number of ring members designates the number of ring members in the fused (aryl/heteroaryl) ring system. Bicyclic heteroaryl groups wherein one ring does not contain a heteroatom (*e.g.*, indolyl, quinoliny, carbazolyl, and the like) the point of attachment can be on either ring, *i.e.*, either the ring bearing a heteroatom (*e.g.*, 2-indolyl) or the ring that does not contain a heteroatom (*e.g.*, 5-indolyl).

10 In some embodiments, a heteroaryl group is a 5–10 membered aromatic ring system having ring carbon atoms and 1–4 ring heteroatoms provided in the aromatic ring system, wherein each heteroatom is independently selected from nitrogen, oxygen, and sulfur ("5–10 membered heteroaryl"). In some embodiments, a heteroaryl group is a 5–8 membered aromatic ring system having ring carbon atoms and 1–4 ring heteroatoms provided in the aromatic ring system, wherein each heteroatom is independently selected from nitrogen, oxygen, and sulfur ("5–8 membered heteroaryl"). In some embodiments, a heteroaryl group is a 5–6 membered aromatic ring system having ring carbon atoms and 1–4 ring heteroatoms provided in the aromatic ring system, wherein each heteroatom is independently selected from nitrogen, oxygen, and sulfur ("5–6 membered heteroaryl"). In some embodiments, the 5–6 membered heteroaryl has 1–3 ring heteroatoms selected from nitrogen, oxygen, and sulfur. In some embodiments, the 5–6 membered heteroaryl has 1–2 ring heteroatoms selected from nitrogen, oxygen, and sulfur. In some embodiments, the 5–6 membered heteroaryl has 1 ring heteroatom selected from nitrogen, oxygen, and sulfur. Unless otherwise specified, each instance of a heteroaryl group is independently optionally substituted, *i.e.*, unsubstituted (an "unsubstituted heteroaryl") or substituted (a "substituted heteroaryl") with one or more substituents. In certain embodiments, the heteroaryl group is unsubstituted 5–14 membered heteroaryl. In certain embodiments, the heteroaryl group is substituted 5–14 membered heteroaryl.

Exemplary 5-membered heteroaryl groups containing one heteroatom include, without limitation, pyrrolyl, furanyl, and thiophenyl. Exemplary 5-membered heteroaryl groups containing two heteroatoms include, without limitation, imidazolyl, pyrazolyl, oxazolyl, isoxazolyl, thiazolyl, and isothiazolyl. Exemplary 5-membered heteroaryl groups containing three heteroatoms include, without limitation, triazolyl, oxadiazolyl, and thiadiazolyl. Exemplary 5-membered heteroaryl groups containing four heteroatoms include,

without limitation, tetrazolyl. Exemplary 6-membered heteroaryl groups containing one heteroatom include, without limitation, pyridinyl. Exemplary 6-membered heteroaryl groups containing two heteroatoms include, without limitation, pyridazinyl, pyrimidinyl, and pyrazinyl. Exemplary 6-membered heteroaryl groups containing three or four heteroatoms include, without limitation, triazinyl and tetrazinyl, respectively. Exemplary 7-membered heteroaryl groups containing one heteroatom include, without limitation, azepinyl, oxepinyl, and thiepinyl. Exemplary 5,6-bicyclic heteroaryl groups include, without limitation, indolyl, isoindolyl, indazolyl, benzotriazolyl, benzothiophenyl, isobenzothiophenyl, benzofuranyl, benzoisofuranyl, benzimidazolyl, benzoxazolyl, benzisoxazolyl, benzoxadiazolyl, benzthiazolyl, benzisothiazolyl, benzthiadiazolyl, indolizinyl, and purinyl. Exemplary 6,6-bicyclic heteroaryl groups include, without limitation, naphthyridinyl, pteridinyl, quinolinyl, isoquinolinyl, cinnolinyl, quinoxalinyl, phthalazinyl, and quinazolinyl.

“Unsaturated” or “partially unsaturated” refers to a group that includes at least one double or triple bond. A “partially unsaturated” ring system is further intended to encompass rings having multiple sites of unsaturation, but is not intended to include aromatic groups (*e.g.*, aryl or heteroaryl groups). Likewise, “saturated” refers to a group that does not contain a double or triple bond, *i.e.*, contains all single bonds.

Alkyl, alkenyl, alkynyl, carbocyclyl, heterocyclyl, aryl, and heteroaryl groups, which are divalent bridging groups, are further referred to using the suffix *-ene*, *e.g.*, alkylene, alkenylene, alkynylene, carbocyclylene, heterocyclylene, arylene, and heteroarylene.

An atom, moiety, or group described herein may be unsubstituted or substituted, as valency permits, unless otherwise provided expressly. The term “optionally substituted” refers to substituted or unsubstituted.

A group is optionally substituted unless expressly provided otherwise. The term “optionally substituted” refers to being substituted or unsubstituted. In certain embodiments, alkyl, alkenyl, alkynyl, carbocyclyl, heterocyclyl, aryl, and heteroaryl groups are optionally substituted (*e.g.*, “substituted” or “unsubstituted” alkyl, “substituted” or “unsubstituted” alkenyl, “substituted” or “unsubstituted” alkynyl, “substituted” or “unsubstituted” carbocyclyl, “substituted” or “unsubstituted” heterocyclyl, “substituted” or “unsubstituted” aryl or “substituted” or “unsubstituted” heteroaryl group). In general, the term “substituted”, whether preceded by the term “optionally” or not, means that at least one hydrogen present on a group (*e.g.*, a carbon or nitrogen atom) is replaced with a permissible substituent, *e.g.*, a substituent which upon substitution results in a stable compound, *e.g.*, a compound which does not spontaneously undergo transformation such as by rearrangement, cyclization,

elimination, or other reaction. Unless otherwise indicated, a “substituted” group has a substituent at one or more substitutable positions of the group, and when more than one position in any given structure is substituted, the substituent is either the same or different at each position. The term “substituted” is contemplated to include substitution with all

5 permissible substituents of organic compounds, any of the substituents described herein that results in the formation of a stable compound. The present disclosure contemplates any and all such combinations in order to arrive at a stable compound. For purposes of this disclosure, heteroatoms such as nitrogen may have hydrogen substituents and/or any suitable substituent as described herein which satisfy the valencies of the heteroatoms and results in the formation

10 of a stable moiety. In certain embodiments, the substituent is a carbon atom substituent. In certain embodiments, the substituent is a nitrogen atom substituent. In certain embodiments, the substituent is an oxygen atom substituent. In certain embodiments, the substituent is a sulfur atom substituent.

Exemplary carbon atom substituents include, but are not limited to, halogen,  $-\text{CN}$ ,  $-\text{NO}_2$ ,  $-\text{N}_3$ ,  $-\text{SO}_2\text{H}$ ,  $-\text{SO}_3\text{H}$ ,  $-\text{OH}$ ,  $-\text{OR}^{\text{aa}}$ ,  $-\text{ON}(\text{R}^{\text{bb}})_2$ ,  $-\text{N}(\text{R}^{\text{bb}})_2$ ,  $-\text{N}(\text{R}^{\text{bb}})_3^+\text{X}^-$ ,  $-\text{N}(\text{OR}^{\text{cc}})\text{R}^{\text{bb}}$ ,  $-\text{SH}$ ,  $-\text{SR}^{\text{aa}}$ ,  $-\text{SSR}^{\text{cc}}$ ,  $-\text{C}(=\text{O})\text{R}^{\text{aa}}$ ,  $-\text{CO}_2\text{H}$ ,  $-\text{CHO}$ ,  $-\text{C}(\text{OR}^{\text{cc}})_2$ ,  $-\text{CO}_2\text{R}^{\text{aa}}$ ,  $-\text{OC}(=\text{O})\text{R}^{\text{aa}}$ ,  $-\text{OCO}_2\text{R}^{\text{aa}}$ ,  $-\text{C}(=\text{O})\text{N}(\text{R}^{\text{bb}})_2$ ,  $-\text{OC}(=\text{O})\text{N}(\text{R}^{\text{bb}})_2$ ,  $-\text{NR}^{\text{bb}}\text{C}(=\text{O})\text{R}^{\text{aa}}$ ,  $-\text{NR}^{\text{bb}}\text{CO}_2\text{R}^{\text{aa}}$ ,  $-\text{NR}^{\text{bb}}\text{C}(=\text{O})\text{N}(\text{R}^{\text{bb}})_2$ ,  $-\text{C}(=\text{NR}^{\text{bb}})\text{R}^{\text{aa}}$ ,  $-\text{C}(=\text{NR}^{\text{bb}})\text{OR}^{\text{aa}}$ ,  $-\text{OC}(=\text{NR}^{\text{bb}})\text{R}^{\text{aa}}$ ,  $-\text{OC}(=\text{NR}^{\text{bb}})\text{OR}^{\text{aa}}$ ,  $-\text{C}(=\text{NR}^{\text{bb}})\text{N}(\text{R}^{\text{bb}})_2$ ,  $-\text{OC}(=\text{NR}^{\text{bb}})\text{N}(\text{R}^{\text{bb}})_2$ ,  $-\text{NR}^{\text{bb}}\text{C}(=\text{NR}^{\text{bb}})\text{N}(\text{R}^{\text{bb}})_2$ ,  $-\text{C}(=\text{O})\text{NR}^{\text{bb}}\text{SO}_2\text{R}^{\text{aa}}$ ,  $-\text{NR}^{\text{bb}}\text{SO}_2\text{R}^{\text{aa}}$ ,  $-\text{SO}_2\text{N}(\text{R}^{\text{bb}})_2$ ,  $-\text{SO}_2\text{R}^{\text{aa}}$ ,  $-\text{SO}_2\text{OR}^{\text{aa}}$ ,  $-\text{OSO}_2\text{R}^{\text{aa}}$ ,  $-\text{S}(=\text{O})\text{R}^{\text{aa}}$ ,  $-\text{OS}(=\text{O})\text{R}^{\text{aa}}$ ,  $-\text{Si}(\text{R}^{\text{aa}})_3$ ,  $-\text{OSi}(\text{R}^{\text{aa}})_3$ ,  $-\text{C}(=\text{S})\text{N}(\text{R}^{\text{bb}})_2$ ,  $-\text{C}(=\text{O})\text{SR}^{\text{aa}}$ ,  $-\text{C}(=\text{S})\text{SR}^{\text{aa}}$ ,  $-\text{SC}(=\text{S})\text{SR}^{\text{aa}}$ ,  $-\text{SC}(=\text{O})\text{SR}^{\text{aa}}$ ,  $-\text{OC}(=\text{O})\text{SR}^{\text{aa}}$ ,  $-\text{SC}(=\text{O})\text{OR}^{\text{aa}}$ ,  $-\text{SC}(=\text{O})\text{R}^{\text{aa}}$ ,  $-\text{P}(=\text{O})(\text{R}^{\text{aa}})_2$ ,  $-\text{P}(=\text{O})(\text{OR}^{\text{cc}})_2$ ,  $-\text{OP}(=\text{O})(\text{R}^{\text{aa}})_2$ ,  $-\text{OP}(=\text{O})(\text{OR}^{\text{cc}})_2$ ,  $-\text{P}(=\text{O})(\text{N}(\text{R}^{\text{bb}})_2)_2$ ,  $-\text{OP}(=\text{O})(\text{N}(\text{R}^{\text{bb}})_2)_2$ ,  $-\text{NR}^{\text{bb}}\text{P}(=\text{O})(\text{R}^{\text{aa}})_2$ ,  $-\text{NR}^{\text{bb}}\text{P}(=\text{O})(\text{OR}^{\text{cc}})_2$ ,  $-\text{NR}^{\text{bb}}\text{P}(=\text{O})(\text{N}(\text{R}^{\text{bb}})_2)_2$ ,  $-\text{P}(\text{R}^{\text{cc}})_2$ ,  $-\text{P}(\text{OR}^{\text{cc}})_2$ ,  $-\text{P}(\text{R}^{\text{cc}})_3^+\text{X}^-$ ,  $-\text{P}(\text{OR}^{\text{cc}})_3^+\text{X}^-$ ,  $-\text{P}(\text{R}^{\text{cc}})_4$ ,  $-\text{P}(\text{OR}^{\text{cc}})_4$ ,  $-\text{OP}(\text{R}^{\text{cc}})_2$ ,  $-\text{OP}(\text{R}^{\text{cc}})_3^+\text{X}^-$ ,  $-\text{OP}(\text{OR}^{\text{cc}})_2$ ,  $-\text{OP}(\text{OR}^{\text{cc}})_3^+\text{X}^-$ ,  $-\text{OP}(\text{R}^{\text{cc}})_4$ ,  $-\text{OP}(\text{OR}^{\text{cc}})_4$ ,  $-\text{B}(\text{R}^{\text{aa}})_2$ ,  $-\text{B}(\text{OR}^{\text{cc}})_2$ ,  $-\text{BR}^{\text{aa}}(\text{OR}^{\text{cc}})$ ,  $\text{C}_{1-10}$  alkyl,  $\text{C}_{1-10}$  perhaloalkyl,  $\text{C}_{2-10}$  alkenyl,  $\text{C}_{2-10}$  alkynyl,  $\text{C}_{3-10}$  carbocyclyl, 3–14 membered heterocyclyl,  $\text{C}_{6-14}$  aryl, and 5–14 membered heteroaryl, wherein each alkyl, alkenyl, alkynyl, carbocyclyl, heterocyclyl, aryl, and heteroaryl is independently substituted with 0, 1, 2, 3, 4, or 5  $\text{R}^{\text{dd}}$  groups; wherein  $\text{X}^-$  is a

20

25

30 counterion;

or two geminal hydrogens on a carbon atom are replaced with the group  $=\text{O}$ ,  $=\text{S}$ ,  $=\text{NN}(\text{R}^{\text{bb}})_2$ ,  $=\text{NNR}^{\text{bb}}\text{C}(=\text{O})\text{R}^{\text{aa}}$ ,  $=\text{NNR}^{\text{bb}}\text{C}(=\text{O})\text{OR}^{\text{aa}}$ ,  $=\text{NNR}^{\text{bb}}\text{S}(=\text{O})_2\text{R}^{\text{aa}}$ ,  $=\text{NR}^{\text{bb}}$ , or  $=\text{NOR}^{\text{cc}}$ ;

each instance of  $\text{R}^{\text{aa}}$  is, independently, selected from  $\text{C}_{1-10}$  alkyl,  $\text{C}_{1-10}$  perhaloalkyl,  $\text{C}_{2-10}$  alkenyl,  $\text{C}_{2-10}$  alkynyl,  $\text{C}_{3-10}$  carbocyclyl, 3–14 membered heterocyclyl,  $\text{C}_{6-14}$  aryl, and

- 5–14 membered heteroaryl, or two R<sup>aa</sup> groups are joined to form a 3–14 membered heterocyclyl or 5–14 membered heteroaryl ring, wherein each alkyl, alkenyl, alkynyl, carbocyclyl, heterocyclyl, aryl, and heteroaryl is independently substituted with 0, 1, 2, 3, 4, or 5 R<sup>dd</sup> groups;
- 5 each instance of R<sup>bb</sup> is, independently, selected from hydrogen, –OH, –OR<sup>aa</sup>, –N(R<sup>cc</sup>)<sub>2</sub>, –CN, –C(=O)R<sup>aa</sup>, –C(=O)N(R<sup>cc</sup>)<sub>2</sub>, –CO<sub>2</sub>R<sup>aa</sup>, –SO<sub>2</sub>R<sup>aa</sup>, –C(=NR<sup>cc</sup>)OR<sup>aa</sup>, –C(=NR<sup>cc</sup>)N(R<sup>cc</sup>)<sub>2</sub>, –SO<sub>2</sub>N(R<sup>cc</sup>)<sub>2</sub>, –SO<sub>2</sub>R<sup>cc</sup>, –SO<sub>2</sub>OR<sup>cc</sup>, –SOR<sup>aa</sup>, –C(=S)N(R<sup>cc</sup>)<sub>2</sub>, –C(=O)SR<sup>cc</sup>, –C(=S)SR<sup>cc</sup>, –P(=O)(R<sup>aa</sup>)<sub>2</sub>, –P(=O)(OR<sup>cc</sup>)<sub>2</sub>, –P(=O)(N(R<sup>cc</sup>)<sub>2</sub>)<sub>2</sub>, C<sub>1–10</sub> alkyl, C<sub>1–10</sub> perhaloalkyl, C<sub>2–10</sub> alkenyl, C<sub>2–10</sub> alkynyl, C<sub>3–10</sub> carbocyclyl, 3–14 membered heterocyclyl, C<sub>6–14</sub> aryl, and 5–14 membered heteroaryl, or two R<sup>bb</sup> groups are joined to form a 3–14 membered heterocyclyl or 5–14 membered heteroaryl ring, wherein each alkyl, alkenyl, alkynyl, carbocyclyl, heterocyclyl, aryl, and heteroaryl is independently substituted with 0, 1, 2, 3, 4, or 5 R<sup>dd</sup> groups; wherein X<sup>–</sup> is a counterion;
- 10 each instance of R<sup>cc</sup> is, independently, selected from hydrogen, C<sub>1–10</sub> alkyl, C<sub>1–10</sub> perhaloalkyl, C<sub>2–10</sub> alkenyl, C<sub>2–10</sub> alkynyl, C<sub>3–10</sub> carbocyclyl, 3–14 membered heterocyclyl, C<sub>6–14</sub> aryl, and 5–14 membered heteroaryl, or two R<sup>cc</sup> groups are joined to form a 3–14 membered heterocyclyl or 5–14 membered heteroaryl ring, wherein each alkyl, alkenyl, alkynyl, carbocyclyl, heterocyclyl, aryl, and heteroaryl is independently substituted with 0, 1, 2, 3, 4, or 5 R<sup>dd</sup> groups;
- 15 each instance of R<sup>dd</sup> is, independently, selected from halogen, –CN, –NO<sub>2</sub>, –N<sub>3</sub>, –SO<sub>2</sub>H, –SO<sub>3</sub>H, –OH, –OR<sup>cc</sup>, –ON(R<sup>ff</sup>)<sub>2</sub>, –N(R<sup>ff</sup>)<sub>2</sub>, –N(R<sup>ff</sup>)<sub>3</sub><sup>+</sup>X<sup>–</sup>, –N(OR<sup>cc</sup>)R<sup>ff</sup>, –SH, –SR<sup>cc</sup>, –SSR<sup>cc</sup>, –C(=O)R<sup>cc</sup>, –CO<sub>2</sub>H, –CO<sub>2</sub>R<sup>cc</sup>, –OC(=O)R<sup>cc</sup>, –OCO<sub>2</sub>R<sup>cc</sup>, –C(=O)N(R<sup>ff</sup>)<sub>2</sub>, –OC(=O)N(R<sup>ff</sup>)<sub>2</sub>, –NR<sup>ff</sup>C(=O)R<sup>cc</sup>, –NR<sup>ff</sup>CO<sub>2</sub>R<sup>cc</sup>, –NR<sup>ff</sup>C(=O)N(R<sup>ff</sup>)<sub>2</sub>, –C(=NR<sup>ff</sup>)OR<sup>cc</sup>, –OC(=NR<sup>ff</sup>)R<sup>cc</sup>, –OC(=NR<sup>ff</sup>)OR<sup>cc</sup>, –C(=NR<sup>ff</sup>)N(R<sup>ff</sup>)<sub>2</sub>, –OC(=NR<sup>ff</sup>)N(R<sup>ff</sup>)<sub>2</sub>, –NR<sup>ff</sup>C(=NR<sup>ff</sup>)N(R<sup>ff</sup>)<sub>2</sub>, –NR<sup>ff</sup>SO<sub>2</sub>R<sup>cc</sup>, –SO<sub>2</sub>N(R<sup>ff</sup>)<sub>2</sub>, –SO<sub>2</sub>R<sup>cc</sup>, –SO<sub>2</sub>OR<sup>cc</sup>, –OSO<sub>2</sub>R<sup>cc</sup>, –S(=O)R<sup>cc</sup>, –Si(R<sup>cc</sup>)<sub>3</sub>, –OSi(R<sup>cc</sup>)<sub>3</sub>, –C(=S)N(R<sup>ff</sup>)<sub>2</sub>, –C(=O)SR<sup>cc</sup>, –C(=S)SR<sup>cc</sup>, –SC(=S)SR<sup>cc</sup>, –P(=O)(OR<sup>cc</sup>)<sub>2</sub>, –P(=O)(R<sup>cc</sup>)<sub>2</sub>, –OP(=O)(R<sup>cc</sup>)<sub>2</sub>, –OP(=O)(OR<sup>cc</sup>)<sub>2</sub>, C<sub>1–6</sub> alkyl, C<sub>1–6</sub> perhaloalkyl, C<sub>2–6</sub> alkenyl, C<sub>2–6</sub> alkynyl, C<sub>3–10</sub> carbocyclyl, 3–10 membered heterocyclyl, C<sub>6–10</sub> aryl, 5–10 membered heteroaryl, wherein each alkyl, alkenyl, alkynyl, carbocyclyl, heterocyclyl, aryl, and heteroaryl is independently substituted with 0, 1, 2, 3, 4, or 5 R<sup>gg</sup> groups, or two geminal R<sup>dd</sup> substituents can be joined to form =O or =S; wherein X<sup>–</sup> is a counterion;
- 20 each instance of R<sup>ee</sup> is, independently, selected from C<sub>1–6</sub> alkyl, C<sub>1–6</sub> perhaloalkyl, C<sub>2–6</sub> alkenyl, C<sub>2–6</sub> alkynyl, C<sub>3–10</sub> carbocyclyl, C<sub>6–10</sub> aryl, 3–10 membered heterocyclyl, and 3–10



membered heteroaryl, wherein each alkyl, alkenyl, alkynyl, carbocyclyl, heterocyclyl, aryl, and heteroaryl is independently substituted with 0, 1, 2, 3, 4, or 5 R<sup>eg</sup> groups;

- each instance of R<sup>ff</sup> is, independently, selected from hydrogen, C<sub>1-6</sub> alkyl, C<sub>1-6</sub> perhaloalkyl, C<sub>2-6</sub> alkenyl, C<sub>2-6</sub> alkynyl, C<sub>3-10</sub> carbocyclyl, 3-10 membered heterocyclyl, C<sub>6-10</sub> aryl and 5-10 membered heteroaryl, or two R<sup>ff</sup> groups are joined to form a 3-14 membered heterocyclyl or 5-14 membered heteroaryl ring, wherein each alkyl, alkenyl, alkynyl, carbocyclyl, heterocyclyl, aryl, and heteroaryl is independently substituted with 0, 1, 2, 3, 4, or 5 R<sup>eg</sup> groups; and
- each instance of R<sup>eg</sup> is, independently, halogen, -CN, -NO<sub>2</sub>, -N<sub>3</sub>, -SO<sub>2</sub>H, -SO<sub>3</sub>H, -OH, -OC<sub>1-6</sub> alkyl, -ON(C<sub>1-6</sub> alkyl)<sub>2</sub>, -N(C<sub>1-6</sub> alkyl)<sub>2</sub>, -N(C<sub>1-6</sub> alkyl)<sub>3</sub><sup>+</sup>X<sup>-</sup>, -NH(C<sub>1-6</sub> alkyl)<sub>2</sub><sup>+</sup>X<sup>-</sup>, -NH<sub>2</sub>(C<sub>1-6</sub> alkyl)<sup>+</sup>X<sup>-</sup>, -NH<sub>3</sub><sup>+</sup>X<sup>-</sup>, -N(OC<sub>1-6</sub> alkyl)(C<sub>1-6</sub> alkyl), -N(OH)(C<sub>1-6</sub> alkyl), -NH(OH), -SH, -SC<sub>1-6</sub> alkyl, -SS(C<sub>1-6</sub> alkyl), -C(=O)(C<sub>1-6</sub> alkyl), -CO<sub>2</sub>H, -CO<sub>2</sub>(C<sub>1-6</sub> alkyl), -OC(=O)(C<sub>1-6</sub> alkyl), -OCO<sub>2</sub>(C<sub>1-6</sub> alkyl), -C(=O)NH<sub>2</sub>, -C(=O)N(C<sub>1-6</sub> alkyl)<sub>2</sub>, -OC(=O)NH(C<sub>1-6</sub> alkyl), -NHC(=O)(C<sub>1-6</sub> alkyl), -N(C<sub>1-6</sub> alkyl)C(=O)(C<sub>1-6</sub> alkyl), -NHCO<sub>2</sub>(C<sub>1-6</sub> alkyl), -NHC(=O)N(C<sub>1-6</sub> alkyl)<sub>2</sub>, -NHC(=O)NH(C<sub>1-6</sub> alkyl), -NHC(=O)NH<sub>2</sub>, -C(=NH)O(C<sub>1-6</sub> alkyl), -OC(=NH)(C<sub>1-6</sub> alkyl), -OC(=NH)OC<sub>1-6</sub> alkyl, -C(=NH)N(C<sub>1-6</sub> alkyl)<sub>2</sub>, -C(=NH)NH(C<sub>1-6</sub> alkyl), -C(=NH)NH<sub>2</sub>, -OC(=NH)N(C<sub>1-6</sub> alkyl)<sub>2</sub>, -OC(NH)NH(C<sub>1-6</sub> alkyl), -OC(NH)NH<sub>2</sub>, -NHC(NH)N(C<sub>1-6</sub> alkyl)<sub>2</sub>, -NHC(=NH)NH<sub>2</sub>, -NHCO<sub>2</sub>(C<sub>1-6</sub> alkyl), -SO<sub>2</sub>N(C<sub>1-6</sub> alkyl)<sub>2</sub>, -SO<sub>2</sub>NH(C<sub>1-6</sub> alkyl), -SO<sub>2</sub>NH<sub>2</sub>, -SO<sub>2</sub>C<sub>1-6</sub> alkyl, -SO<sub>2</sub>OC<sub>1-6</sub> alkyl, -OSO<sub>2</sub>C<sub>1-6</sub> alkyl, -SOC<sub>1-6</sub> alkyl, -Si(C<sub>1-6</sub> alkyl)<sub>3</sub>, -OSi(C<sub>1-6</sub> alkyl)<sub>3</sub>, -C(=S)N(C<sub>1-6</sub> alkyl)<sub>2</sub>, C(=S)NH(C<sub>1-6</sub> alkyl), C(=S)NH<sub>2</sub>, -C(=O)S(C<sub>1-6</sub> alkyl), -C(=S)SC<sub>1-6</sub> alkyl, -SC(=S)SC<sub>1-6</sub> alkyl, -P(=O)(OC<sub>1-6</sub> alkyl)<sub>2</sub>, -P(=O)(C<sub>1-6</sub> alkyl)<sub>2</sub>, -OP(=O)(C<sub>1-6</sub> alkyl)<sub>2</sub>, -OP(=O)(OC<sub>1-6</sub> alkyl)<sub>2</sub>, C<sub>1-6</sub> alkyl, C<sub>1-6</sub> perhaloalkyl, C<sub>2-6</sub> alkenyl, C<sub>2-6</sub> alkynyl, C<sub>3-10</sub> carbocyclyl, C<sub>6-10</sub> aryl, 3-10 membered heterocyclyl, 5-10 membered heteroaryl; or two geminal R<sup>eg</sup> substituents can be joined to form =O or =S; wherein X<sup>-</sup> is a counterion.

- each instance of R<sup>eg</sup> is, independently, halogen, -CN, -NO<sub>2</sub>, -N<sub>3</sub>, -SO<sub>2</sub>H, -SO<sub>3</sub>H, -OH, -OC<sub>1-6</sub> alkyl, -ON(C<sub>1-6</sub> alkyl)<sub>2</sub>, -N(C<sub>1-6</sub> alkyl)<sub>2</sub>, -N(C<sub>1-6</sub> alkyl)<sub>3</sub><sup>+</sup>X<sup>-</sup>, -NH(C<sub>1-6</sub> alkyl)<sub>2</sub><sup>+</sup>X<sup>-</sup>, -NH<sub>2</sub>(C<sub>1-6</sub> alkyl)<sup>+</sup>X<sup>-</sup>, -NH<sub>3</sub><sup>+</sup>X<sup>-</sup>, -N(OC<sub>1-6</sub> alkyl)(C<sub>1-6</sub> alkyl), -N(OH)(C<sub>1-6</sub> alkyl), -NH(OH), -SH, -SC<sub>1-6</sub> alkyl, -SS(C<sub>1-6</sub> alkyl), -C(=O)(C<sub>1-6</sub> alkyl), -CO<sub>2</sub>H, -CO<sub>2</sub>(C<sub>1-6</sub> alkyl), -OC(=O)(C<sub>1-6</sub> alkyl), -OCO<sub>2</sub>(C<sub>1-6</sub> alkyl), -C(=O)NH<sub>2</sub>, -C(=O)N(C<sub>1-6</sub> alkyl)<sub>2</sub>, -OC(=O)NH(C<sub>1-6</sub> alkyl), -NHC(=O)(C<sub>1-6</sub> alkyl), -N(C<sub>1-6</sub> alkyl)C(=O)(C<sub>1-6</sub> alkyl), -NHCO<sub>2</sub>(C<sub>1-6</sub> alkyl), -NHC(=O)N(C<sub>1-6</sub> alkyl)<sub>2</sub>, -NHC(=O)NH(C<sub>1-6</sub> alkyl), -NHC(=O)NH<sub>2</sub>, -C(=NH)O(C<sub>1-6</sub> alkyl), -OC(=NH)(C<sub>1-6</sub> alkyl), -OC(=NH)OC<sub>1-6</sub> alkyl, -C(=NH)N(C<sub>1-6</sub> alkyl)<sub>2</sub>, -C(=NH)NH(C<sub>1-6</sub> alkyl), -C(=NH)NH<sub>2</sub>, -OC(=NH)N(C<sub>1-6</sub> alkyl)<sub>2</sub>, -OC(NH)NH(C<sub>1-6</sub>



$C(=S)SR^{cc}$ ,  $-P(=O)(OR^{cc})_2$ ,  $-P(=O)(R^{aa})_2$ ,  $-P(=O)(N(R^{cc})_2)_2$ ,  $C_{1-10}$  alkyl,  $C_{1-10}$  perhaloalkyl,  $C_{2-10}$  alkenyl,  $C_{2-10}$  alkynyl,  $C_{3-10}$  carbocyclyl, 3–14 membered heterocyclyl,  $C_{6-14}$  aryl, and 5–14 membered heteroaryl, or two  $R^{cc}$  groups attached to a nitrogen atom are joined to form a 3–14 membered heterocyclyl or 5–14 membered heteroaryl ring, wherein each alkyl, alkenyl, alkynyl, carbocyclyl, heterocyclyl, aryl, and heteroaryl is independently substituted with 0, 1, 2, 3, 4, or 5  $R^{dd}$  groups, and wherein  $R^{aa}$ ,  $R^{bb}$ ,  $R^{cc}$ , and  $R^{dd}$  are as defined above.

In certain embodiments, the substituent present on a nitrogen atom is a nitrogen protecting group (also referred to as an amino protecting group). Nitrogen protecting groups include, but are not limited to,  $-OH$ ,  $-OR^{aa}$ ,  $-N(R^{cc})_2$ ,  $-C(=O)R^{aa}$ ,  $-C(=O)N(R^{cc})_2$ ,  $-CO_2R^{aa}$ ,  $-SO_2R^{aa}$ ,  $-C(=NR^{cc})R^{aa}$ ,  $-C(=NR^{cc})OR^{aa}$ ,  $-C(=NR^{cc})N(R^{cc})_2$ ,  $-SO_2N(R^{cc})_2$ ,  $-SO_2R^{cc}$ ,  $-SO_2OR^{cc}$ ,  $-SOR^{aa}$ ,  $-C(=S)N(R^{cc})_2$ ,  $-C(=O)SR^{cc}$ ,  $-C(=S)SR^{cc}$ ,  $C_{1-10}$  alkyl (e.g., aralkyl),  $C_{2-10}$  alkenyl,  $C_{2-10}$  alkynyl,  $C_{3-10}$  carbocyclyl, 3–14 membered heterocyclyl,  $C_{6-14}$  aryl, and 5–14 membered heteroaryl groups, wherein each alkyl, alkenyl, alkynyl, carbocyclyl, heterocyclyl, aralkyl, aryl, and heteroaryl is independently substituted with 0, 1, 2, 3, 4, or 5  $R^{dd}$  groups, and wherein  $R^{aa}$ ,  $R^{bb}$ ,  $R^{cc}$  and  $R^{dd}$  are as defined herein. Nitrogen protecting groups are well known in the art and include those described in detail in *Protecting Groups in Organic Synthesis*, T. W. Greene and P. G. M. Wuts, 3<sup>rd</sup> edition, John Wiley & Sons, 1999.

For example, nitrogen protecting groups such as amide groups (e.g.,  $-C(=O)R^{aa}$ ) include, but are not limited to, formamide, acetamide, chloroacetamide, trichloroacetamide, trifluoroacetamide, phenylacetamide, 3-phenylpropanamide, picolinamide, 3-pyridylcarboxamide, *N*-benzoylphenylalanyl derivative, benzamide, *p*-phenylbenzamide, *o*-nitrophenylacetamide, *o*-nitrophenoxyacetamide, acetoacetamide, (*N*-(dithiobenzyloxyacylamino)acetamide, 3-(*p*-hydroxyphenyl)propanamide, 3-(*o*-nitrophenyl)propanamide, 2-methyl-2-(*o*-nitrophenoxy)propanamide, 2-methyl-2-(*o*-phenylazophenoxy)propanamide, 4-chlorobutanamide, 3-methyl-3-nitrobutanamide, *o*-nitrocinnamide, *N*-acetylmethionine derivative, *o*-nitrobenzamide, and *o*-(benzoyloxymethyl)benzamide.

Nitrogen protecting groups such as carbamate groups (e.g.,  $-C(=O)OR^{aa}$ ) include, but are not limited to, methyl carbamate, ethylcarbamate, 9-fluorenylmethyl carbamate (Fmoc), 9-(2-sulfo)fluorenylmethyl carbamate, 9-(2,7-dibromo)fluorenylmethyl carbamate, 2,7-di-*t*-butyl-[9-(10,10-dioxo-10,10,10,10-tetrahydrothioxanthyl)]methyl carbamate (DBD-Tmoc), 4-methoxyphenacyl carbamate (Phenoc), 2,2,2-trichloroethyl carbamate (Troc), 2-trimethylsilylethyl carbamate (Teoc), 2-phenylethyl carbamate (hZ), 1-(1-adamantyl)-1-

methylethyl carbamate (Adpoc), 1,1-dimethyl-2-haloethyl carbamate, 1,1-dimethyl-2,2-dibromoethyl carbamate (DB-*t*-BOC), 1,1-dimethyl-2,2,2-trichloroethyl carbamate (TCBOC), 1-methyl-1-(4-biphenyl)ethyl carbamate (Bpoc), 1-(3,5-di-*t*-butylphenyl)-1-methylethyl carbamate (*t*-Bumeoc), 2-(2'- and 4'-pyridyl)ethyl carbamate (Pyoc), 2-(*N,N*-dicyclohexylcarboxamido)ethyl carbamate, *t*-butyl carbamate (BOC or Boc), 1-adamantyl carbamate (Adoc), vinyl carbamate (Voc), allyl carbamate (Alloc), 1-isopropylallyl carbamate (Ipaoc), cinnamyl carbamate (Coc), 4-nitrocinnamyl carbamate (Noc), 8-quinolyl carbamate, *N*-hydroxypiperidinyl carbamate, alkylidithio carbamate, benzyl carbamate (Cbz), *p*-methoxybenzyl carbamate (Moz), *p*-nitrobenzyl carbamate, *p*-bromobenzyl carbamate, *p*-chlorobenzyl carbamate, 2,4-dichlorobenzyl carbamate, 4-methylsulfinylbenzyl carbamate (MsZ), 9-anthrylmethyl carbamate, diphenylmethyl carbamate, 2-methylthioethyl carbamate, 2-methylsulfonyl ethyl carbamate, 2-(*p*-toluenesulfonyl)ethyl carbamate, [2-(1,3-dithianyl)]methyl carbamate (Dmoc), 4-methylthiophenyl carbamate (Mtpc), 2,4-dimethylthiophenyl carbamate (Bmpc), 2-phosphonioethyl carbamate (Peoc), 2-triphenylphosphonioisopropyl carbamate (Ppoc), 1,1-dimethyl-2-cyanoethyl carbamate, *m*-chloro-*p*-acyloxybenzyl carbamate, *p*-(dihydroxyboryl)benzyl carbamate, 5-benzisoxazolylmethyl carbamate, 2-(trifluoromethyl)-6-chromonylmethyl carbamate (Tcroc), *m*-nitrophenyl carbamate, 3,5-dimethoxybenzyl carbamate, *o*-nitrobenzyl carbamate, 3,4-dimethoxy-6-nitrobenzyl carbamate, phenyl(*o*-nitrophenyl)methyl carbamate, *t*-amyl carbamate, *S*-benzyl thiocarbamate, *p*-cyanobenzyl carbamate, cyclobutyl carbamate, cyclohexyl carbamate, cyclopentyl carbamate, cyclopropylmethyl carbamate, *p*-decyloxybenzyl carbamate, 2,2-dimethoxyacetylvinyl carbamate, *o*-(*N,N*-dimethylcarboxamido)benzyl carbamate, 1,1-dimethyl-3-(*N,N*-dimethylcarboxamido)propyl carbamate, 1,1-dimethylpropynyl carbamate, di(2-pyridyl)methyl carbamate, 2-furanylmethyl carbamate, 2-iodoethyl carbamate, isoborynl carbamate, isobutyl carbamate, isonicotinyl carbamate, *p*-(*p*'-methoxyphenylazo)benzyl carbamate, 1-methylcyclobutyl carbamate, 1-methylcyclohexyl carbamate, 1-methyl-1-cyclopropylmethyl carbamate, 1-methyl-1-(3,5-dimethoxyphenyl)ethyl carbamate, 1-methyl-1-(*p*-phenylazophenyl)ethyl carbamate, 1-methyl-1-phenylethyl carbamate, 1-methyl-1-(4-pyridyl)ethyl carbamate, phenyl carbamate, *p*-(phenylazo)benzyl carbamate, 2,4,6-tri-*t*-butylphenyl carbamate, 4-(trimethylammonium)benzyl carbamate, and 2,4,6-trimethylbenzyl carbamate.

Nitrogen protecting groups such as sulfonamide groups (*e.g.*, -S(=O)<sub>2</sub>R<sup>aa</sup>) include, but are not limited to, *p*-toluenesulfonamide (Ts), benzenesulfonamide, 2,3,6,-trimethyl-4-

methoxybenzenesulfonamide (Mtr), 2,4,6-trimethoxybenzenesulfonamide (Mtb), 2,6-dimethyl-4-methoxybenzenesulfonamide (Pme), 2,3,5,6-tetramethyl-4-methoxybenzenesulfonamide (Mte), 4-methoxybenzenesulfonamide (Mbs), 2,4,6-trimethylbenzenesulfonamide (Mts), 2,6-dimethoxy-4-methylbenzenesulfonamide (iMds),  
5 2,2,5,7,8-pentamethylchroman-6-sulfonamide (Pmc), methanesulfonamide (Ms),  $\beta$ -trimethylsilylethanesulfonamide (SES), 9-anthracenesulfonamide, 4-(4',8'-dimethoxynaphthylmethyl)benzenesulfonamide (DNMBS), benzylsulfonamide, trifluoromethylsulfonamide, and phenacysulfonamide.

Other nitrogen protecting groups include, but are not limited to, phenothiazinyl-(10)-acyl derivative, *N'*-*p*-toluenesulfonylaminoacyl derivative, *N'*-phenylaminothioacyl derivative, *N*-benzoylphenylalanyl derivative, *N*-acetylmethionine derivative, 4,5-diphenyl-3-oxazolin-2-one, *N*-phthalimide, *N*-dithiasuccinimide (Dts), *N*-2,3-diphenylmaleimide, *N*-2,5-dimethylpyrrole, *N*-1,1,4,4-tetramethyldisilylazacyclopentane adduct (STABASE),  
15 5-substituted 1,3-dimethyl-1,3,5-triazacyclohexan-2-one, 5-substituted 1,3-dibenzyl-1,3,5-triazacyclohexan-2-one, 1-substituted 3,5-dinitro-4-pyridone, *N*-methylamine, *N*-allylamine, *N*-[2-(trimethylsilyl)ethoxy]methylamine (SEM), *N*-3-acetoxypyrrolamine, *N*-(1-isopropyl-4-nitro-2-oxo-3-pyrroline-3-yl)amine, quaternary ammonium salts, *N*-benzylamine, *N*-di(4-methoxyphenyl)methylamine, *N*-5-dibenzosuberylamine, *N*-triphenylmethylamine (Tr), *N*-[(4-methoxyphenyl)diphenylmethyl]amine (MMTr), *N*-9-phenylfluorenylamine (PhF), *N*-2,7-dichloro-9-fluorenylmethyleneamine, *N*-ferrocenylmethylamino (Fcm), *N*-2-picolylamino *N'*-oxide, *N*-1,1-dimethylthiomethyleneamine, *N*-benzylideneamine, *N*-*p*-methoxybenzylideneamine, *N*-diphenylmethyleneamine, *N*-[(2-pyridyl)mesityl]methyleneamine, *N*-(*N'*,*N'*-dimethylaminomethylene)amine, *N,N'*-isopropylidenediamine, *N*-*p*-nitrobenzylideneamine,  
25 *N*-salicylideneamine, *N*-5-chlorosalicylideneamine, *N*-(5-chloro-2-hydroxyphenyl)phenylmethyleneamine, *N*-cyclohexylideneamine, *N*-(5,5-dimethyl-3-oxo-1-cyclohexenyl)amine, *N*-borane derivative, *N*-diphenylborinic acid derivative, *N*-[phenyl(pentaacylchromium- or tungsten)acyl]amine, *N*-copper chelate, *N*-zinc chelate, *N*-nitroamine, *N*-nitrosoamine, amine *N*-oxide, diphenylphosphinamide (Dpp),  
30 dimethylthiophosphinamide (Mpt), diphenylthiophosphinamide (Ppt), dialkyl phosphoramidates, dibenzyl phosphoramidate, diphenyl phosphoramidate, benzenesulfenamide, *o*-nitrobenzenesulfenamide (Nps), 2,4-dinitrobenzenesulfenamide,

pentachlorobenzenesulfenamide, 2-nitro-4-methoxybenzenesulfenamide, triphenylmethylsulfenamide, and 3-nitropyridinesulfenamide (Npys).

Exemplary oxygen atom substituents include, but are not limited to,  $-R^{aa}$ ,  $-C(=O)SR^{aa}$ ,  $-C(=O)R^{aa}$ ,  $-CO_2R^{aa}$ ,  $-C(=O)N(R^{bb})_2$ ,  $-C(=NR^{bb})R^{aa}$ ,  $-C(=NR^{bb})OR^{aa}$ ,  $-C(=NR^{bb})N(R^{bb})_2$ ,  $-S(=O)R^{aa}$ ,  $-SO_2R^{aa}$ ,  $-Si(R^{aa})_3$ ,  $-P(R^{cc})_2$ ,  $-P(R^{cc})_3^+X^-$ ,  $-P(OR^{cc})_2$ ,  $-P(OR^{cc})_3^+X^-$ ,  $-P(=O)(R^{aa})_2$ ,  $-P(=O)(OR^{cc})_2$ , and  $-P(=O)(N(R^{bb})_2)_2$ , wherein  $X^-$ ,  $R^{aa}$ ,  $R^{bb}$ , and  $R^{cc}$  are as defined herein. In certain embodiments, the oxygen atom substituent present on an oxygen atom is an oxygen protecting group (also referred to as a hydroxyl protecting group). Oxygen protecting groups are well known in the art and include those described in detail in *Protecting Groups in Organic Synthesis*, T. W. Greene and P. G. M. Wuts, 3<sup>rd</sup> edition, John Wiley & Sons, 1999. Exemplary oxygen protecting groups include, but are not limited to, methyl, *t*-butyloxycarbonyl (BOC or Boc), methoxymethyl (MOM), methylthiomethyl (MTM), *t*-butylthiomethyl, (phenyldimethylsilyl)methoxymethyl (SMOM), benzyloxymethyl (BOM), *p*-methoxybenzyloxymethyl (PMBM), (4-methoxyphenoxy)methyl (*p*-AOM), guaiacolmethyl (GUM), *t*-butoxymethyl, 4-pentenylloxymethyl (POM), siloxymethyl, 2-methoxyethoxymethyl (MEM), 2,2,2-trichloroethoxymethyl, bis(2-chloroethoxy)methyl, 2-(trimethylsilyl)ethoxymethyl (SEMOR), tetrahydropyranyl (THP), 3-bromotetrahydropyranyl, tetrahydrothiopyranyl, 1-methoxycyclohexyl, 4-methoxytetrahydropyranyl (MTHP), 4-methoxytetrahydrothiopyranyl, 4-methoxytetrahydrothiopyranyl S,S-dioxide, 1-[(2-chloro-4-methyl)phenyl]-4-methoxypiperidin-4-yl (CTMP), 1,4-dioxan-2-yl, tetrahydrofuranyl, tetrahydrothiofuranyl, 2,3,3a,4,5,6,7,7a-octahydro-7,8,8-trimethyl-4,7-methanobenzofuran-2-yl, 1-ethoxyethyl, 1-(2-chloroethoxy)ethyl, 1-methyl-1-methoxyethyl, 1-methyl-1-benzyloxyethyl, 1-methyl-1-benzyloxy-2-fluoroethyl, 2,2,2-trichloroethyl, 2-trimethylsilylethyl, 2-(phenylselenyl)ethyl, *t*-butyl, allyl, *p*-chlorophenyl, *p*-methoxyphenyl, 2,4-dinitrophenyl, benzyl (Bn), *p*-methoxybenzyl, 3,4-dimethoxybenzyl, *o*-nitrobenzyl, *p*-nitrobenzyl, *p*-halobenzyl, 2,6-dichlorobenzyl, *p*-cyanobenzyl, *p*-phenylbenzyl, 2-picolyl, 4-picolyl, 3-methyl-2-picolyl *N*-oxido, diphenylmethyl, *p,p'*-dinitrobenzhydryl, 5-dibenzosuberyl, triphenylmethyl,  $\alpha$ -naphthyl diphenylmethyl, *p*-methoxyphenyl diphenylmethyl, di(*p*-methoxyphenyl)phenylmethyl, tri(*p*-methoxyphenyl)methyl, 4-(4'-bromophenacyloxyphenyl)diphenylmethyl, 4,4',4''-tris(4,5-dichlorophthalimidophenyl)methyl, 4,4',4''-tris(levulinoyloxyphenyl)methyl, 4,4',4''-

tris(benzoyloxyphenyl)methyl, 3-(imidazol-1-yl)bis(4',4''-dimethoxyphenyl)methyl, 1,1-bis(4-methoxyphenyl)-1'-pyrenylmethyl, 9-anthryl, 9-(9-phenyl)xanthenyl, 9-(9-phenyl-10-oxo)anthryl, 1,3-benzodisulfuran-2-yl, benzisothiazolyl S,S-dioxido, trimethylsilyl (TMS), triethylsilyl (TES), triisopropylsilyl (TIPS), dimethylisopropylsilyl (IPDMS),  
 5 diethylisopropylsilyl (DEIPS), dimethylhexylsilyl, *t*-butyldimethylsilyl (TBDMS), *t*-butyldiphenylsilyl (TBDPS), tribenzylsilyl, tri-*p*-xylylsilyl, triphenylsilyl, diphenylmethylsilyl (DPMS), *t*-butylmethoxyphenylsilyl (TBMPS), formate, benzoylformate, acetate, chloroacetate, dichloroacetate, trichloroacetate, trifluoroacetate, methoxyacetate, triphenylmethoxyacetate, phenoxyacetate, *p*-chlorophenoxyacetate, 3-phenylpropionate, 4-oxopentanoate (levulinate), 4,4-(ethylenedithio)pentanoate (levulinoyldithioacetal), pivaloate, adamantoate, crotonate, 4-methoxycrotonate, benzoate, *p*-phenylbenzoate, 2,4,6-trimethylbenzoate (mesitoate), alkyl methyl carbonate, 9-fluorenylmethyl carbonate (Fmoc), alkyl ethyl carbonate, alkyl 2,2,2-trichloroethyl carbonate (Troc), 2-(trimethylsilyl)ethyl carbonate (TMSEC), 2-(phenylsulfonyl) ethyl carbonate (Psec), 2-(triphenylphosphonio) ethyl carbonate (Peoc), alkyl isobutyl carbonate, alkyl vinyl carbonate alkyl allyl carbonate,  
 15 alkyl *p*-nitrophenyl carbonate, alkyl benzyl carbonate, alkyl *p*-methoxybenzyl carbonate, alkyl 3,4-dimethoxybenzyl carbonate, alkyl *o*-nitrobenzyl carbonate, alkyl *p*-nitrobenzyl carbonate, alkyl *S*-benzyl thiocarbonate, 4-ethoxy-1-naphthyl carbonate, methyl dithiocarbonate, 2-iodobenzoate, 4-azidobutyrate, 4-nitro-4-methylpentanoate, *o*-(dibromomethyl)benzoate, 2-formylbenzenesulfonate, 2-(methylthiomethoxy)ethyl, 4-(methylthiomethoxy)butyrate, 2-(methylthiomethoxymethyl)benzoate, 2,6-dichloro-4-methylphenoxyacetate, 2,6-dichloro-4-(1,1,3,3-tetramethylbutyl)phenoxyacetate, 2,4-bis(1,1-dimethylpropyl)phenoxyacetate, chlorodiphenylacetate, isobutyrate, monosuccinoate, (*E*)-2-methyl-2-butenolate, *o*-(methoxyacyl)benzoate,  $\alpha$ -naphthoate, nitrate, alkyl  
 20 *N,N,N',N'*-tetramethylphosphorodiamidate, alkyl *N*-phenylcarbamate, borate, dimethylphosphinothioyl, alkyl 2,4-dinitrophenylsulfenate, sulfate, methanesulfonate (mesylate), benzylsulfonate, and tosylate (Ts).

The term "pharmaceutically acceptable salt" refers to those salts which are, within the scope of sound medical judgment, suitable for use in contact with the tissues of humans and  
 30 lower animals without undue toxicity, irritation, allergic response, and the like, and are commensurate with a reasonable benefit/risk ratio. Pharmaceutically acceptable salts are well known in the art. For example, Berge *et al.*, describe pharmaceutically acceptable salts in detail in *J. Pharmaceutical Sciences*, 1977, 66, 1-19.

Pharmaceutically acceptable salts of the compounds described herein include those derived from suitable inorganic and organic acids and bases. Examples of pharmaceutically acceptable, nontoxic acid addition salts are salts of an amino group formed with inorganic acids such as hydrochloric acid, hydrobromic acid, phosphoric acid, sulfuric acid, and perchloric acid or with organic acids such as acetic acid, oxalic acid, maleic acid, tartaric acid, citric acid, succinic acid, or malonic acid or by using other methods known in the art such as ion exchange. Other pharmaceutically acceptable salts include adipate, alginate, ascorbate, aspartate, benzenesulfonate, benzoate, bisulfate, borate, butyrate, camphorate, camphorsulfonate, citrate, cyclopentanepropionate, digluconate, dodecylsulfate, ethanesulfonate, formate, fumarate, glucoheptonate, glycerophosphate, gluconate, hemisulfate, heptanoate, hexanoate, hydroiodide, 2-hydroxy-ethanesulfonate, lactobionate, lactate, laurate, lauryl sulfate, malate, maleate, malonate, methanesulfonate, 2-naphthalenesulfonate, nicotinate, nitrate, oleate, oxalate, palmitate, pamoate, pectinate, persulfate, 3-phenylpropionate, phosphate, picrate, pivalate, propionate, stearate, succinate, sulfate, tartrate, thiocyanate, p-toluenesulfonate, undecanoate, valerate salts, and the like. Salts derived from appropriate bases include alkali metal, alkaline earth metal, ammonium and  $N^+(C_{1-4} \text{ alkyl})_4^-$  salts. Representative alkali or alkaline earth metal salts include sodium, lithium, potassium, calcium, magnesium, and the like. Further pharmaceutically acceptable salts include, when appropriate, nontoxic ammonium, quaternary ammonium, and amine cations formed using counterions such as halide, hydroxide, carboxylate, sulfate, phosphate, nitrate, lower alkyl sulfonate, and aryl sulfonate.

The term "solvate" refers to forms of the compound that are associated with a solvent, usually by a solvolysis reaction. This physical association may include hydrogen bonding. Conventional solvents include water, methanol, ethanol, acetic acid, dimethyl sulfoxide (DMSO), tetrahydrofuran (THF), diethyl ether, and the like. The compounds described herein may be prepared, *e.g.*, in crystalline form, and may be solvated. Suitable solvates include pharmaceutically acceptable solvates and further include both stoichiometric solvates and non-stoichiometric solvates. In certain instances, the solvate will be capable of isolation, for example, when one or more solvent molecules are incorporated in the crystal lattice of a crystalline solid. "Solvate" encompasses both solution-phase and isolatable solvates. Representative solvates include hydrates, ethanolates, and methanolates.

The term "crystalline" or "crystalline form" refers to a solid form substantially exhibiting three-dimensional order. In certain embodiments, a crystalline form of a solid is a



solid form that is substantially not amorphous. In certain embodiments, the X-ray powder diffraction (XRPD) pattern of a crystalline form includes one or more sharply defined peaks.

5 The term “amorphous” or “amorphous form” refers to a form of a solid (“solid form”), the form substantially lacking three-dimensional order. In certain embodiments, an amorphous form of a solid is a solid form that is substantially not crystalline. In certain  
embodiments, the X-ray powder diffraction (XRPD) pattern of an amorphous form includes a  
wide scattering band with a peak at  $2\theta$  of, *e.g.*, between  $20$  and  $70^\circ$ , inclusive, using  $\text{CuK}\alpha$   
radiation. In certain embodiments, the XRPD pattern of an amorphous form further includes  
one or more peaks attributed to crystalline structures. In certain embodiments, the maximum  
10 intensity of any one of the one or more peaks attributed to crystalline structures observed at a  
 $2\theta$  of between  $20$  and  $70^\circ$ , inclusive, is not more than 300-fold, not more than 100-fold, not  
more than 30-fold, not more than 10-fold, or not more than 3-fold of the maximum intensity  
of the wide scattering band. In certain embodiments, the XRPD pattern of an amorphous form  
includes no peaks attributed to crystalline structures.

15 The term “co-crystal” refers to a crystalline structure comprising at least two different  
components (*e.g.*, lithium benzoate and a co-former), wherein each of the components is  
independently an atom, ion, or molecule. In certain embodiments, none of the components is  
a solvent. In certain embodiments, at least one of the components is a solvent. A co-crystal of  
lithium benzoate and a co-former is different from a salt formed from lithium benzoate and  
20 the co-former. In the salt, lithium benzoate is complexed with the co-former in a way that  
proton transfer (*e.g.*, a complete proton transfer) from the co-former to lithium benzoate  
easily occurs at room temperature. In the co-crystal, however, lithium benzoate is complexed  
with the co-former in a way that proton transfer from the co-former to lithium benzoate does  
not easily occur at room temperature. In certain embodiments, in the co-crystal, there is no  
25 proton transfer from the co-former to lithium benzoate. In certain embodiments, in the co-  
crystal, there is partial proton transfer from the co-former to lithium benzoate. Co-crystals  
may be useful to improve the properties (*e.g.*, solubility, stability, ease of formulation, or  
bioavailability) of lithium benzoate.

30 The term “tautomers” or “tautomeric” refers to two or more interconvertible  
compounds resulting from at least one formal migration of a hydrogen atom and at least one  
change in valency (*e.g.*, a single bond to a double bond, a triple bond to a single bond, or *vice*  
*versa*). The exact ratio of the tautomers depends on several factors, including temperature,  
solvent, and pH. Tautomerizations (*i.e.*, the reaction providing a tautomeric pair) may

catalyzed by acid or base. Exemplary tautomerizations include keto-to-enol, amide-to-imide, lactam-to-lactim, enamine-to-imine, and enamine-to-(a different enamine) tautomerizations.

It is also to be understood that compounds that have the same molecular formula but differ in the nature or sequence of bonding of their atoms or the arrangement of their atoms in space are termed “isomers”. Isomers that differ in the arrangement of their atoms in space are termed “stereoisomers”.

Stereoisomers that are not mirror images of one another are termed “diastereomers” and those that are non-superimposable mirror images of each other are termed “enantiomers”. When a compound has an asymmetric center, for example, it is bonded to four different groups, a pair of enantiomers is possible. An enantiomer can be characterized by the absolute configuration of its asymmetric center and is described by the R- and S-sequencing rules of Cahn and Prelog, or by the manner in which the molecule rotates the plane of polarized light and designated as dextrorotatory or levorotatory (*i.e.*, as (+) or (-)-isomers respectively). A chiral compound can exist as either individual enantiomer or as a mixture thereof. A mixture containing equal proportions of the enantiomers is called a “racemic mixture”.

The term “polymorphs” refers to a crystalline form of a compound (or a salt, hydrate, or solvate thereof) in a particular crystal packing arrangement. All polymorphs have the same elemental composition. Different crystalline forms usually have different X-ray diffraction patterns, infrared spectra, melting points, density, hardness, crystal shape, optical and electrical properties, stability, and solubility. Recrystallization solvent, rate of crystallization, storage temperature, and other factors may cause one crystal form to dominate. Various polymorphs of a compound can be prepared by crystallization under different conditions.

The term “prodrugs” refers to compounds that have cleavable groups and become by solvolysis or under physiological conditions the compounds described herein, which are pharmaceutically active *in vivo*. Such examples include, but are not limited to, choline ester derivatives and the like, N-alkylmorpholine esters and the like. Other derivatives of the compounds described herein have activity in both their acid and acid derivative forms, but in the acid sensitive form often offer advantages of solubility, tissue compatibility, or delayed release in the mammalian organism (see, Bundgard, H., *Design of Prodrugs*, pp. 7-9, 21-24, Elsevier, Amsterdam 1985). Prodrugs include acid derivatives well known to practitioners of the art, such as, for example, esters prepared by reaction of the parent acid with a suitable alcohol, or amides prepared by reaction of the parent acid compound with a substituted or unsubstituted amine, or acid anhydrides, or mixed anhydrides. Simple aliphatic or aromatic esters, amides, and anhydrides derived from acidic groups pendant on the compounds

described herein are particular prodrugs. In some cases it is desirable to prepare double ester type prodrugs such as (acyloxy)alkyl esters or ((alkoxycarbonyl)oxy)alkylesters. C<sub>1</sub>-C<sub>8</sub> alkyl, C<sub>2</sub>-C<sub>8</sub> alkenyl, C<sub>2</sub>-C<sub>8</sub> alkynyl, aryl, C<sub>7</sub>-C<sub>12</sub> substituted aryl, and C<sub>7</sub>-C<sub>12</sub> arylalkyl esters of the compounds described herein may be preferred.

5           The terms “inhibition”, “inhibiting”, “inhibit,” or “inhibitor” refer to the ability of a co-crystal to reduce, slow, halt or prevent activity of a particular biological process in a cell relative to vehicle.

          When a co-crystal, pharmaceutical composition, method, use, or kit is referred to as “selectively,” “specifically,” or “competitively” binding a first protein, the co-crystal binds  
10   the first protein with a higher binding affinity (*e.g.*, not less than about 2-fold, not less than about 5-fold, not less than about 10-fold, not less than about 30-fold, not less than about 100-fold, not less than about 1,000-fold, or not less than about 10,000-fold) than binding a second protein or that is different from the first protein. When a co-crystal is referred to as  
          “selectively,” “specifically,” or “competitively” modulating (*e.g.*, increasing or inhibiting) the  
15   activity of a protein, the co-crystal modulates the activity of the protein to a greater extent (*e.g.*, not less than about 2-fold, not less than about 5-fold, not less than about 10-fold, not less than about 30-fold, not less than about 100-fold, not less than about 1,000-fold, or not less than about 10,000-fold) than the activity of at least one protein that is different from the first protein.

20           The term “aberrant activity” refers to activity deviating from normal activity. The term “increased activity” refers to activity higher than normal activity.

          The terms “composition” and “formulation” are used interchangeably.

          A “subject” to which administration is contemplated refers to a human (*i.e.*, male or female of any age group, *e.g.*, pediatric subject (*e.g.*, infant, child, or adolescent) or adult  
25   subject (*e.g.*, young adult, middle-aged adult, or senior adult)) or non-human animal. A “patient” refers to a human subject in need of treatment of a disease.

          The terms “administer,” “administering,” or “administration” refers to implanting, absorbing, ingesting, injecting, inhaling, or otherwise introducing a co-crystal described herein, or a composition thereof, in or on a subject.

30           The terms “treatment,” “treat,” and “treating” refer to reversing, alleviating, delaying the onset of, or inhibiting the progress of a disease described herein. In some embodiments, treatment may be administered after one or more signs or symptoms of the disease have developed or have been observed. In other embodiments, treatment may be administered in the absence of signs or symptoms of the disease. For example, treatment may be administered

to a susceptible subject prior to the onset of symptoms (*e.g.*, in light of a history of symptoms and/or in light of exposure to a pathogen) to delay or prevent disease occurrence. Treatment may also be continued after symptoms have resolved, for example, to delay or prevent recurrence.

5           The terms “condition,” “disease,” and “disorder” are used interchangeably.

          An “effective amount” of a co-crystal described herein refers to an amount sufficient to elicit the desired biological response, *i.e.*, treating and/or reducing the risk of the condition. As will be appreciated by those of ordinary skill in this art, the effective amount of a co-crystal described herein may vary depending on such factors as the desired biological  
10    endpoint, the pharmacokinetics of the co-crystal, the condition being treated, the mode of administration, and the age and health of the subject. In certain embodiments, an effective amount is a therapeutically effective amount. In certain embodiments, an effective amount is a prophylactic treatment. In certain embodiments, an effective amount is the amount of a co-crystal described herein in a single dose. In certain embodiments, an effective amount is the  
15    combined amounts of a co-crystal described herein in multiple doses.

          A “therapeutically effective amount” of a co-crystal described herein is an amount sufficient to provide a therapeutic benefit in the treatment of a condition or to delay or minimize one or more symptoms associated with the condition. A therapeutically effective amount of a co-crystal means an amount of therapeutic agent, alone or in combination with  
20    other therapies, which provides a therapeutic benefit in the treatment of the condition. The term “therapeutically effective amount” can encompass an amount that improves overall therapy, reduces or avoids symptoms, signs, or causes of the condition, and/or enhances the therapeutic efficacy of another therapeutic agent.

          A “prophylactically effective amount” of a co-crystal described herein is an amount  
25    sufficient to prevent a condition, or one or more symptoms associated with the condition or prevent its recurrence. A prophylactically effective amount of a co-crystal means an amount of a therapeutic agent, alone or in combination with other agents, which provides a prophylactic benefit in the prevention of the condition. The term “prophylactically effective amount” can encompass an amount that improves overall prophylaxis or enhances the  
30    prophylactic efficacy of another prophylactic agent.

          The term “neurological disease” refers to any disease of the nervous system, including diseases that involve the central nervous system (brain, brainstem, spinal cord, and cerebellum), the peripheral nervous system (including cranial nerves), and the autonomic nervous system (parts of which are located in both central and peripheral nervous system).

Neurodegenerative diseases refer to a type of neurological disease marked by the loss of nerve cells, including, but not limited to, Alzheimer's disease, Parkinson's disease, amyotrophic lateral sclerosis, tauopathies (including frontotemporal dementia), multiple system atrophy, and Huntington's disease. Examples of neurological diseases include, but are not limited to, headache, stupor and coma, dementia, seizure, sleep disorders, trauma, infections, neoplasms, neuro-ophthalmopathy, movement disorders, demyelinating diseases, spinal cord disorders, and disorders of peripheral nerves, muscle and neuromuscular junctions. Addiction and mental illness, include, but are not limited to, bipolar disorder and schizophrenia, are also included in the definition of neurological diseases. Further examples of neurological diseases include acquired epileptiform aphasia; acute disseminated encephalomyelitis; adrenoleukodystrophy; agenesis of the corpus callosum; agnosia; Aicardi syndrome; Alexander disease; Alpers' disease; alternating hemiplegia; Alzheimer's disease; amyotrophic lateral sclerosis; anencephaly; Angelman syndrome; angiomatosis; anoxia; aphasia; apraxia; arachnoid cysts; arachnoiditis; Arnold-Chiari malformation; arteriovenous malformation; Asperger syndrome; ataxia telangiectasia; attention deficit hyperactivity disorder; autism; autonomic dysfunction; back pain; Batten disease; Behcet's disease; Bell's palsy; benign essential blepharospasm; benign focal amyotrophy; benign intracranial hypertension; Binswanger's disease; blepharospasm; Bloch Sulzberger syndrome; brachial plexus injury; brain abscess; brain injury; brain tumors (including glioblastoma multiforme); spinal cord tumor; Brown-Sequard syndrome; Canavan disease; carpal tunnel syndrome (CTS); causalgia; central pain syndrome; central pontine myelinolysis; cephalic disorder; cerebral aneurysm; cerebral arteriosclerosis; cerebral atrophy; cerebral gigantism; cerebral palsy; Charcot-Marie-Tooth disease; chemotherapy-induced neuropathy and neuropathic pain; Chiari malformation; chorea; chronic inflammatory demyelinating polyneuropathy (CIDP); chronic pain; chronic regional pain syndrome; Coffin Lowry syndrome; coma, including persistent vegetative state; congenital facial diplegia; corticobasal degeneration; cranial arteritis; craniosynostosis; Creutzfeldt-Jakob disease; cumulative trauma disorders; Cushing's syndrome; cytomegalic inclusion body disease (CIBD); cytomegalovirus infection; dancing eyes-dancing feet syndrome; Dandy-Walker syndrome; Dawson disease; De Morsier's syndrome; Dejerine-Klumpke palsy; dementia; dermatomyositis; diabetic neuropathy; diffuse sclerosis; dysautonomia; dysgraphia; dyslexia; dystonias; early infantile epileptic encephalopathy; empty sella syndrome; encephalitis; encephaloceles; encephalotrigeminal angiomatosis; epilepsy; Erb's palsy; essential tremor; Fabry's disease; Fahr's syndrome; fainting; familial spastic paralysis; febrile seizures; Fisher syndrome;

Friedrich's ataxia; frontotemporal dementia and other "tauopathies"; Gaucher's disease;  
 Gerstmann's syndrome; giant cell arteritis; giant cell inclusion disease; globoid cell  
 leukodystrophy; Guillain-Barre syndrome; HTLV-1 associated myelopathy; Hallervorden-  
 Spatz disease; head injury; headache; hemifacial spasm; hereditary spastic paraplegia;  
 5 hereditary ataxia polyneuritis; herpes zoster oticus; herpes zoster; Hirayama  
 syndrome; HIV-associated dementia and neuropathy (see also neurological manifestations of  
 AIDS); holoprosencephaly; Huntington's disease and other polyglutamine repeat diseases;  
 hydranencephaly; hydrocephalus; hypercortisolism; hypoxia; immune-mediated  
 encephalomyelitis; inclusion body myositis; incontinentia pigmenti; infantile; phytanic acid  
 10 storage disease; Infantile Refsum disease; infantile spasms; inflammatory myopathy;  
 intracranial cyst; intracranial hypertension; Joubert syndrome; Kearns-Sayre syndrome;  
 Kennedy disease; Kinsbourne syndrome; Klippel Feil syndrome; Krabbe disease; Kugelberg-  
 Weller disease; kuru; Lafora disease; Lambert-Eaton myasthenic syndrome; Landau-  
 Kleffner syndrome; lateral medullary (Wallenberg) syndrome; learning disabilities; Leigh's  
 15 disease; Lennox-Gastaut syndrome; Lesch-Nyhan syndrome; leukodystrophy; Lewy body  
 dementia; lissencephaly; locked-in syndrome; Lou Gehrig's disease (aka motor neuron  
 disease or amyotrophic lateral sclerosis); lumbar disc disease; Lyme disease-neurological  
 sequelae; Machado-Joseph disease; macrocephaly; megalencephaly; Melkersson-Rosenthal  
 syndrome; Meniere's disease; meningitis; Menkes disease; metachromatic leukodystrophy;  
 20 microcephaly; migraine; Miller Fisher syndrome; mini-strokes; mitochondrial myopathies;  
 Mobius syndrome; monomelic amyotrophy; motor neuron disease; moyamoya disease;  
 mucopolysaccharidoses; multi-infarct dementia; multifocal motor neuropathy; multiple  
 sclerosis and other demyelinating disorders; multiple system atrophy with postural  
 hypotension; muscular dystrophy; myasthenia gravis; myelinoclastic diffuse sclerosis;  
 25 myoclonic encephalopathy of infants; myoclonus; myopathy; myotonia congenita;  
 narcolepsy; neurofibromatosis; neuroleptic malignant syndrome; neurological manifestations  
 of AIDS; neurological sequelae of lupus; neuromyotonia; neuronal ceroid lipofuscinosis;  
 neuronal migration disorders; Niemann-Pick disease; O'Sullivan-McLeod syndrome;  
 occipital neuralgia; occult spinal dysraphism sequence; Ohtahara syndrome;  
 30 olivopontocerebellar atrophy; opsoclonus myoclonus; optic neuritis; orthostatic hypotension;  
 overuse syndrome; paresthesia; Parkinson's disease; paramyotonia congenita; paraneoplastic  
 diseases; paroxysmal attacks; Parry Romberg syndrome; Pelizaeus-Merzbacher disease;  
 periodic paralyses; peripheral neuropathy; painful neuropathy and neuropathic pain;  
 persistent vegetative state; pervasive developmental disorders; photic sneeze reflex; phytanic

acid storage disease; Pick's disease; pinched nerve; pituitary tumors; polymyositis; porencephaly; Post-Polio syndrome; postherpetic neuralgia (PHN); postinfectious encephalomyelitis; postural hypotension; Prader-Willi syndrome; primary lateral sclerosis; prion diseases; progressive; hemifacial atrophy; progressive multifocal leukoencephalopathy; 5 progressive sclerosing poliodystrophy; progressive supranuclear palsy; pseudotumor cerebri; Ramsay-Hunt syndrome (Type I and Type II); Rasmussen's Encephalitis; reflex sympathetic dystrophy syndrome; Refsum disease; repetitive motion disorders; repetitive stress injuries; restless legs syndrome; retrovirus-associated myelopathy; Rett syndrome; Reye's syndrome; Saint Vitus Dance; Sandhoff disease; Schilder's disease; schizencephaly; septo-optic 10 dysplasia; shaken baby syndrome; shingles; Shy-Drager syndrome; Sjogren's syndrome; sleep apnea; Soto's syndrome; spasticity; spina bifida; spinal cord injury; spinal cord tumors; spinal muscular atrophy; stiff-person syndrome; stroke; Sturge-Weber syndrome; subacute sclerosing panencephalitis; subarachnoid hemorrhage; subcortical arteriosclerotic encephalopathy; sydenham chorea; syncope; syringomyelia; tardive dyskinesia; Tay-Sachs 15 disease; temporal arteritis; tethered spinal cord syndrome; Thomsen disease; thoracic outlet syndrome; tic douloureux; Todd's paralysis; Tourette syndrome; transient ischemic attack; transmissible spongiform encephalopathies; transverse myelitis; traumatic brain injury; tremor; trigeminal neuralgia; tropical spastic paraparesis; tuberous sclerosis; vascular dementia (multi-infarct dementia); vasculitis including temporal arteritis; Von Hippel-Lindau 20 Disease (VHL); Wallenberg's syndrome; Werdnig-Hoffman disease; West syndrome; whiplash; Williams syndrome; Wilson's disease; and Zellweger syndrome.

The term "psychiatric disorder" refers to mental disorders and includes diseases and disorders listed in the Diagnostic and Statistical Manual of Mental Disorders - Fourth Edition and Fifth Edition (DSM-IV, DSM-V), published by the American Psychiatric Association, 25 Washington D. C. (1994, 2015). Psychiatric disorders include, but are not limited to, anxiety disorders (*e.g.*, acute stress disorder agoraphobia, generalized anxiety disorder, obsessive-compulsive disorder, panic disorder, posttraumatic stress disorder, separation anxiety disorder, social phobia, and specific phobia), childhood disorders, (*e.g.*, attention-deficit/hyperactivity disorder, conduct disorder, and oppositional defiant disorder), eating 30 disorders (*e.g.*, anorexia nervosa and bulimia nervosa), mood disorders (*e.g.*, depression, bipolar disorder I and II, cyclothymic disorder, dysthymic disorder, and major depressive disorder), personality disorders (*e.g.*, antisocial personality disorder, avoidant personality disorder, borderline personality disorder, dependent personality disorder, histrionic personality disorder, narcissistic personality disorder, obsessive-compulsive personality

disorder, paranoid personality disorder, schizoid personality disorder, and schizotypal personality disorder), psychotic disorders (*e.g.*, brief psychotic disorder, delusional disorder, schizoaffective disorder, schizophreniform disorder, schizophrenia, and shared psychotic disorder), substance-related disorders (*e.g.*, alcohol dependence or abuse, amphetamine dependence or abuse, cannabis dependence or abuse, cocaine dependence or abuse, hallucinogen dependence or abuse, inhalant dependence or abuse, nicotine dependence or abuse, opioid dependence or abuse, phencyclidine dependence or abuse, and sedative dependence or abuse), adjustment disorders, autism, Asperger's disorder, delirium, dementia, multi-infarct dementia, learning and memory disorders (*e.g.*, amnesia and age-related memory loss), and Tourette's disorder.

The term "neuropsychiatric disorder," including either neurological diseases or psychiatric disorders, or refers to a disorder that involves either psychiatric symptoms or syndromes caused by organic brain disorders. The main characteristics of neuropsychiatric symptoms include occurrence of the various psychiatric symptoms, cognitive impairment, neurological symptoms or the possibility of early cerebral development symptoms.

The terms "health food" or "health food product" refers to any kind of liquid and solid/semi-solid materials that are used for nourishing humans and animals, for improving basic behavioral functioning, hyperactivity, anxiety, depression, sensorimotor gating, pain threshold, memory and/or cognitive functioning, body weight or for facilitating treatment of any of the target diseases noted herein. The term "nutraceutical composition" refers to compositions containing components from food sources and conferring extra health benefits in addition to the basic nutritional value found in foods.

The term "medical food product" refers to a food product formulated to be consumed or administered enterally, including a food product that is usually used under the supervision of a physician for the specific dietary management of a target disease, such as those described herein. A "medical food product" composition may refer to a composition that is specially formulated and processed (as opposed to a naturally occurring foodstuff used in a natural state) for a patient in need of the treatment (*e.g.*, human patients who suffer from illness or who requires use of the product as a major active agent for alleviating a disease or condition via specific dietary management). The term "nutraceutical composition" refers to compositions containing components from food sources and conferring extra health benefits in addition to the basic nutritional value found in foods.

#### **BRIEF DESCRIPTION OF THE DRAWINGS**



*Figure 1* shows  $^1\text{H}$ -NMR of lithium benzoate: sorbic acid (1:2 co-crystal) from Example 1.

*Figure 2* shows the X-ray powder diffraction (XRPD) of lithium benzoate: sorbic acid (1:2 co-crystal) from Example 1, with peaks ( $^\circ$ ) of: 6.0; 6.7; 11.0; 11.4; 13.0; 13.3; 16.1; 16.7;  
5 17.5; 18.2; 18.5; 20.5; 21.2; 22.4; 22.8; 23.5; 24.2; 24.8; 25.2; 26.8; 27.8.

*Figure 3* shows the Thermogravimetric Analysis (TGA) of lithium benzoate: sorbic acid (1:2 co-crystal) from Example 1.

*Figure 4* shows the IR of lithium benzoate: sorbic acid (1:2 co-crystal) (top tracing) vs. lithium benzoate (middle tracing) and sorbic acid (low tracing) from Example 1.

10 *Figure 5* shows the  $^1\text{H}$ -NMR of lithium benzoate: trans-cinnamic acid (1:1 co-crystal) from Example 2.

*Figure 6* shows the XRPD of lithium benzoate: trans-cinnamic acid (1:1 co-crystal) from Example 2, with peaks ( $^\circ$ ) of: 5.2; 7.1; 7.5; 8.0; 10.2; 12.8; 13.9; 14.5; 16.2; 17.2; 17.6;  
15 18.5; 20.7; 21.2; 22.1; 23.0; 23.8; 24.7; 25.4; 25.8; 26.6; 27.2; 27.8; 29.1; 30.1; 30.9; 31.3; 33.6.

*Figure 7* shows the TGA of lithium benzoate: trans-cinnamic acid (1:1 co-crystal) from Example 2.

*Figure 8* shows the melting point, determined using the differential scanning calorimeter (DSC) method, of lithium benzoate: trans-cinnamic acid (1:1 co-crystal) from  
20 Example 2.

*Figure 9* shows the IR of lithium benzoate: trans-cinnamic acid (1:1 co-crystal I) (top tracing) vs. lithium benzoate (middle tracing) and trans-cinnamic acid (low tracing) from Example 2.

25 *Figure 10* shows the  $^1\text{H}$ -NMR of lithium benzoate: nicotinic acid (1:1 co-crystal) from Example 3.

*Figure 11* shows the XRPD of lithium benzoate: nicotinic acid (1:1 co-crystal) from Example 3, with peaks ( $^\circ$ ) of: 6.5; 11.1; 13.1; 15.5; 16.7; 17.5; 18.4; 19.7; 20.3; 20.7; 21.2;  
21.6; 22.3; 22.8; 24.4; 24.8; 25.9; 26.9; 28.0; 28.7; 29.2; 30.0; 30.6; 31.6; 32.3; 33.6; 34.1;  
35.8; 36.3; 37.2; 38.3; 39.1; 39.9; 41.2; 41.8; 42.8.

30 *Figure 12* shows the TGA of lithium benzoate: nicotinic acid (1:1 co-crystal) from Example 3.

*Figure 13* shows the IR of lithium benzoate: nicotinic acid (1:1 co-crystal) (top tracing) vs. lithium benzoate (middle tracing) and nicotinic acid (low tracing) from Example 3.

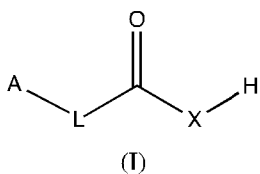
## DETAILED DESCRIPTION

The present disclosure provides co-crystals of a lithium benzoate compound such as lithium benzoate and a co-former, which is a compound of Formula (I) as described herein. Such co-crystals are expected to possess advantageous physical, chemical, physiologic, and/or therapeutic features as relative to the lithium benzoate compound in non-co-crystal form or in different co-crystal form. For example, the lithium benzoate co-crystals are expected to show advantageous properties, including improved solubility, dissolution rate, physical stability, chemical stability, processability, bioavailability, and superior pharmacokinetic or therapeutic properties. The co-crystals are useful in treating and/or reducing the risk for various diseases and disorders, including neuropsychiatric disorders in a subject. Thus, also provided herein are methods of preparing the co-crystals, compositions, kits, and methods of using the co-crystals described herein for treating and/or reducing the risk for any of the target diseases described herein.

### Co-Crystals of Lithium Benzoate and Co-Former

One aspect of the present disclosure relates to the co-crystals of a lithium benzoate compound and a co-former as described herein, as well as their hydrates, polymorphs, tautomers, stereoisomers, isotopically labeled derivatives, or prodrugs. These co-crystals are useful in treating and/or reducing the risk for neuropsychiatric disorders in a subject.

In certain embodiments, a co-crystal described herein is a co-crystal of a lithium benzoate compound such as lithium benzoate and a co-former, wherein the co-former is a compound of Formula (I):



(I), in which A, L, and X are as described herein, or a solvate, hydrate, polymorph, tautomer, stereoisomer, isotopically labeled derivative, or prodrug thereof.

In Formula (I), in some embodiments, A can be alkyl. In some embodiments, A can be substituted or unsubstituted C<sub>1-6</sub> alkyl (e.g., methyl, ethyl, or propyl). In some embodiments, A can be methyl. In some embodiments, A can be ethyl. In some embodiments, A can be propyl. In some embodiments, A can be substituted or unsubstituted carbocyclyl (e.g., substituted or unsubstituted, 3- to 7-membered, monocyclic carbocyclyl comprising zero, one, or two double bonds in the carbocyclic ring system). In some

embodiments, A can be substituted or unsubstituted aryl (*e.g.*, phenyl or benzyl). In some embodiments, A can be substituted or unsubstituted phenyl. In some embodiments, A can be phenyl. In some embodiments, A can be substituted or unsubstituted 5- to 7-membered monocyclic heteroaryl, wherein one, two, three, or four atoms in the heteroaryl ring system are independently nitrogen, oxygen, or sulfur. In some embodiments, A can be pyridine.

In Formula (I), in some embodiments, L can be alkyl. In some embodiments, L can be substituted or unsubstituted C<sub>1-6</sub> alkyl (*e.g.*, methyl, ethyl, or propyl). In some embodiments, L can be methyl. In some embodiments, L can be ethyl. In some embodiments, L can be propyl. In some embodiments, L can be substituted or unsubstituted carbocyclyl (*e.g.*, substituted or unsubstituted, 3- to 7-membered, monocyclic carbocyclyl comprising zero, one, or two double bonds in the carbocyclic ring system). In some embodiments, L can be C=C. In some embodiments, L can be C=C-C=C. In some embodiments, L can be C≡C. In some embodiments, L can be absent.

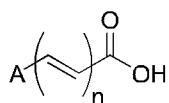
In some embodiments, X can be O. In some embodiments, X can be -N(R), wherein R is H, alkyl, carbocyclyl, aryl, or heteroaryl. In some embodiments, X can be -NH. In some embodiments, X can be -N(alkyl) (*e.g.*, -N(substituted or unsubstituted C<sub>1-6</sub> alkyl)). In some embodiments, X can be -N(methyl). In some embodiments, X can be -N(ethyl). In some embodiments, X can be -N(propyl). In some embodiments, X can be -N(carbocyclyl) (*e.g.*, -N(substituted or unsubstituted, 3- to 7-membered, monocyclic carbocyclyl comprising zero, one, or two double bonds in the carbocyclic ring system)). In some embodiments, X can be -N(aryl) (*e.g.*, -N(substituted or unsubstituted aryl)). In some embodiments, X can be -N(phenyl). In some embodiments, X can be -N(benzyl). In some embodiments, X can be -N(heteroaryl) (*e.g.*, -N(substituted or unsubstituted 5- to 7-membered monocyclic heteroaryl, wherein one, two, three, or four atoms in the heteroaryl ring system are independently nitrogen, oxygen, or sulfur)).

In some embodiments, L can be C=C and A can be C<sub>1-6</sub> alkyl (*e.g.*, methyl, ethyl, or propyl). In some embodiments, L can be C=C and A can be aryl. In some embodiments, L can be C=C and A can be heteroaryl (*e.g.*, substituted or unsubstituted 5- to 7-membered monocyclic heteroaryl, wherein one, two, three, or four atoms in the heteroaryl ring system are independently nitrogen, oxygen, or sulfur). In some embodiments, L can be C=C-C=C and A can be C<sub>1-6</sub> alkyl (*e.g.*, methyl, ethyl, or propyl). In some embodiments, L can be C=C-C=C and A can be aryl. In some embodiments, L can be C=C-C=C and A can be heteroaryl (*e.g.*, substituted or unsubstituted 5- to 7-membered monocyclic heteroaryl,

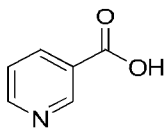
wherein one, two, three, or four atoms in the heteroaryl ring system are independently nitrogen, oxygen, or sulfur).

In some embodiments, L can be C=C-C=C, A can be methyl, and X can be O. In some embodiments, L can be C=C, A can be phenyl, and X can be O. L can be absent, A can be pyridyl, and X can be O.

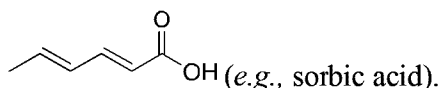
In some embodiments, a co-former compound of Formula (I) is of the formula:



, wherein A is described herein, and n is 0, 1, or 2. In some embodiments, n is

0. In some embodiments, the co-former compound is of the formula:  (e.g., nicotinic acid). In some embodiments, n is 1. In some embodiments, the co-former

compound is of the formula:  (e.g., trans-cinnamic acid). In some embodiments, n is 2. In some embodiments, the co-former compound is of the formula:



(e.g., sorbic acid).

In some embodiments, the lithium benzoate and the co-former can exist in the co-crystal in a molecular ratio ranging from 1:10 to 10:1. In some embodiments, the lithium benzoate and the co-former can exist in the co-crystal in a molecular ratio ranging from 1:5 to 5:1. In some embodiments, the lithium benzoate and the co-former can exist in the co-crystal in a molecular ratio ranging from 1:3 to 3:1. In some embodiments, the lithium benzoate and the co-former can exist in the co-crystal in a molecular ratio ranging from 1:2 to 2:1. In some embodiments, the lithium benzoate and the co-former can exist in the co-crystal in a molecular ratio of 1:2. In some embodiments, the lithium benzoate and the sorbic acid co-former can exist in a molecular ratio of 1:1. In some embodiments, the lithium benzoate and the sorbic acid co-former can exist in a molecular ratio of 1:2. In some embodiments, the lithium benzoate and the trans-cinnamic acid co-former can exist in the co-crystal in a molecular ratio of 1:2. In some embodiments, the lithium benzoate and the nicotinic acid co-former can exist in the co-crystal in a molecular ratio of 1:2. In some embodiments, the lithium benzoate and the co-former can exist in the co-crystal in a molecular ratio of 1:1. In some embodiments, the lithium benzoate and the trans-cinnamic acid co-former can exist in

the co-crystal in a molecular ratio of 1:1. In some embodiments, the lithium benzoate and the nicotinic acid co-former can exist in the co-crystal in a molecular ratio of 1:1. In some embodiments, the lithium benzoate and the sorbic acid co-former can exist in a molecular ratio of 1:1.

5 In some embodiments, the co-crystal has a powder X-ray diffraction pattern substantially as depicted in Figure 2. In some embodiments, the co-crystal has powder X-ray diffraction pattern substantially as depicted in Figure 6, and an endothermic peak corresponding to the melting point of about 188 °C. In some embodiments, the endothermic peak corresponds to the melting point of about 180 °C. In some embodiments, the co-crystal  
10 has a powder X-ray diffraction pattern substantially as depicted in Figure 6. In some embodiments, the co-crystal has a powder X-ray diffraction pattern substantially as depicted in Figure 12, and an endothermic peak corresponding to the melting point of about 161 °C. In some embodiments, the endothermic peak corresponds to the melting point of about 160 °C. In some embodiments, the co-crystal has a powder X-ray diffraction pattern substantially as  
15 depicted in Figure 12.

### **Method of Synthesis**

The co-crystals described herein can be prepared by any of the methods described herein. Below are some examples.

In certain embodiments, the synthesis of a co-crystal of lithium benzoate and a co-  
20 former compound of Formula (I) includes a first step of mixing lithium benzoate and a co-former of Formula (I), followed by a step of heating and stirring the solution, and a step of collecting the formed co-crystal. In certain embodiments, the first step in the synthesis of a co-crystal of lithium benzoate and a co-former compound of Formula (I) is a step of mixing lithium benzoate and the co-former at a temperature of about 40-110 °C to form a saturated  
25 solution, wherein the lithium benzoate and the co-former are at a molar ratio of 1:10 to 10:1. In certain embodiments, the lithium benzoate and the co-former are mixed at a temperature of 40-50 °C to form a saturated solution. In certain embodiments, the lithium benzoate and the co-former are mixed at a temperature of 40-60 °C to form a saturated solution. In certain  
embodiments, the lithium benzoate and the co-former are mixed at a temperature of 40-80 °C  
30 to form a saturated solution. In certain embodiments, the lithium benzoate and the co-former are mixed at a temperature of 40-100 °C to form a saturated solution. In certain embodiments, the lithium benzoate and the co-former are mixed at a temperature of 50-110 °C to form a saturated solution. In certain embodiments, the lithium benzoate and the co-former are mixed

at a temperature of 50-100 °C to form a saturated solution. In certain embodiments, the lithium benzoate and the co-former are mixed at a temperature of 60-110 °C to form a saturated solution. In certain embodiments, the lithium benzoate and the co-former are mixed at a temperature of 80-110 °C to form a saturated solution. In certain embodiments, the lithium benzoate and the co-former are mixed at a temperature of 100-110 °C to form a saturated solution. In some embodiments, the lithium benzoate and the co-former are in a molecular ratio ranging from 1:5 to 5:1. In some embodiments, the lithium benzoate and the co-former are in a molecular ratio ranging from 1:3 to 3:1. In some embodiments, the lithium benzoate and the co-former are in a molecular ratio ranging from 1:2 to 2:1. In some embodiments, the lithium benzoate and the co-former are in a molecular ratio of 1:2. In some embodiments, the lithium benzoate and the co-former are in a molecular ratio of 1:1.

In certain embodiments, the second step in the synthesis of a co-crystal of lithium benzoate and a co-former compound of Formula (I) is a step of heating and stirring the solution at a temperature of about 70-150 °C to allow formation of the co-crystal. In certain embodiments, in the second step in the synthesis of a co-crystal, the solution is heated and stirred to a temperature of about 70-125 °C. In certain embodiments, in the second step in the synthesis of a co-crystal, the solution is heated and stirred to a temperature of about 70-100 °C. In certain embodiments, in the second step in the synthesis of a co-crystal, the solution is heated and stirred to a temperature of about 80-150 °C. In certain embodiments, in the second step in the synthesis of a co-crystal, the solution is heated and stirred to a temperature of about 100-150 °C. In certain embodiments, in the second step in the synthesis of a co-crystal, the solution is heated and stirred to a temperature of about 125-150 °C. In certain embodiments, the third step in the synthesis of a co-crystal of lithium benzoate and a co-former compound of Formula (I) is a step of collecting the co-crystal formed in the second step. In certain embodiments, the first step is performed by adding the solvent in a dropwise manner into the lithium benzoate and co-former and stirring the mixture thus formed to allow dissolution of the lithium benzoate and co-former in the solvent.

In certain embodiments, the synthesis of a co-crystal of lithium benzoate and a co-former compound of Formula (I) includes a first step of providing a co-crystal of lithium benzoate and a co-former of Formula (I), followed by a second step of dissolving the co-crystal in a solvent at a temperature ranging from about 35-110 °C to form a solution, followed by a third step of stirring the solution at a temperature of about 40-110 °C for a first period to allow formation of the co-crystal; wherein the first period is about 1-10 days, and a final step of collecting the formed co-crystal. In certain embodiments, the second step of

dissolving the co-crystal is conducted in a solvent at a temperature ranging from about 40-110 °C to form a solution. In certain embodiments, the second step of dissolving the co-crystal is conducted in a solvent at a temperature ranging from about 60-110 °C to form a solution. In certain embodiments, the second step of dissolving the co-crystal is conducted in a solvent at a temperature ranging from about 80-110 °C to form a solution. In certain  
5       embodiments, the second step of dissolving the co-crystal is conducted in a solvent at a temperature ranging from about 35-50 °C to form a solution. In certain embodiments, the second step of dissolving the co-crystal is conducted in a solvent at a temperature ranging from about 35-60 °C to form a solution. In certain embodiments, the second step of  
10       dissolving the co-crystal is conducted in a solvent at a temperature ranging from about 35-80 °C to form a solution. In certain embodiments, the third step of stirring the solution is conducted at a temperature of about 40-110 °C for a first period to allow formation of the co-crystal. In certain embodiments, the third step of stirring the solution is conducted at a temperature of about 40-60 °C for a first period to allow formation of the co-crystal. In  
15       certain embodiments, the third step of stirring the solution is conducted at a temperature of about 40-80 °C for a first period to allow formation of the co-crystal. In certain embodiments, the third step of stirring the solution is conducted at a temperature of about 40-100 °C for a first period to allow formation of the co-crystal. In certain embodiments, the third step of stirring the solution is conducted at a temperature of about 50-110 °C for a first period to  
20       allow formation of the co-crystal. In certain embodiments, the third step of stirring the solution is conducted at a temperature of about 70-110 °C for a first period to allow formation of the co-crystal. In certain embodiments, the third step of stirring the solution is conducted at a temperature of about 90-110 °C for a first period to allow formation of the co-crystal. In certain embodiments, the third step of stirring the solution is conducted for a first period of 1-  
25       10 days (*e.g.*, 1-4 days, 1-6 days, 1-8 days, 3-10 days, 4-10 days, 6-10 days, or 8-10 days). In certain embodiments, in a four-step synthesis of a co-crystal of lithium benzoate and a co-former compound of Formula (I), the last step is followed by a step of stirring the solution at a temperature of about 40-110 °C for a second period, wherein the second period is about 1-10 days.

30       In certain embodiments, the step of stirring the solution for a second period is conducted at a temperature of about 40-110 °C (*e.g.*, 40-60 °C, 40-80 °C, 40-100 °C, 50-100 °C, 70-100 °C, or 90-100 °C). In certain embodiments, the step of stirring the solution is for a second period of about 1-10 days (*e.g.*, 1-4 days, 1-6 days, 1-8 days, 3-10 days, 4-10 days, 6-10 days, or 8-10 days).

Exemplary methods for preparing the co-crystals described herein are provided below:

*Method 1: Crystallization via Heating in Saturated Solution*

5 In some embodiments, crystallization can be carried out by heating in a saturated solution. Lithium benzoate and a co-former as described herein can be mixed in a molar ratio of ranging from 1:10 to 10:1 and placed in a round-bottom flask in a water bath at room temperature or elevated temperature (e.g., 60-65°C). The solvent (e.g., methanol, ethanol, etc.) can then be added dropwise via an addition funnel into the flask and the resulting  
10 solution was stirred until all powders were fully dissolved. The mixture thus formed can be heated and stirred at about 70-75°C and the co-crystal started to form. Heating and stirring can be discontinued when the formation of co-crystal ceases. The solution can be allowed to cool to at room temperature and the co-crystal can be collected by suction filtration and washed with the mother liquor if necessary before subjecting to drying at room temperature  
15 or elevated temperature in the oven overnight.

*Method 2: Crystallization via Re-dissolving and Heating in Saturated Solution*

In some embodiments, crystallization can be carried out by re-dissolving and heating in a saturated solution. A co-crystal of lithium benzoate obtained by any methods described  
20 here, for example, Method 1 above, and lithium benzoate or the co-crystal former can be mixed in a molar ratio ranging from 1:10 to 10:1 and re-dissolved in a suitable solvent at room or elevated temperature (e.g., 40-65°C). The mixture thus formed can be stirred at elevated temperature for a certain period of time (e.g., 1-7 days) and the volume of methanol was reduced by evaporation, followed by further stirring for another certain period of time  
25 (e.g., 1-3 days). The solution can be allowed to cool to at room temperature and the co-crystal formed can be collected by suction filtration and washed with the mother liquor if necessary before subjecting to drying at room temperature or elevated temperature in the oven overnight.

30 **Compositions**

The present disclosure provides compositions comprising a co-crystal described herein and a carrier. In certain embodiments, the carrier is a pharmaceutically acceptable excipient. In certain embodiments, a composition described herein comprises a co-crystal described herein, and a carrier. The compositions described herein are useful in treating  
35 and/or reducing the risk for a neuropsychiatric disorder.



In certain embodiments, the composition is a pharmaceutical composition. In certain embodiments, the composition is a nutraceutical composition. In certain embodiments, the composition is a health food. In some embodiments, the compositions described herein can be a health food or health food product, which can be any kinds of liquid and solid/semi-solid materials that are used for nourishing humans and animals, for improving basic behavioral functioning, hyperactivity, anxiety, depression, sensorimotor gating, pain threshold, memory and/or cognitive functioning, or for facilitating treatment of any of the target diseases noted herein (*e.g.*, a neuropsychiatric disorder, including those described herein). The health food product may be a food product (*e.g.*, tea-based beverages, juice, soft drinks, coffee, milk, jelly, cookies, cereals, chocolates, snack bars, herbal extracts, dairy products (*e.g.*, ice cream, and yogurt)), a food/dietary supplement, or a nutraceutical formulation.

The health food product described herein, may comprise one or more edible carriers, which confer one or more of the benefits to the product as described herein. Examples of edible carriers include starch, cyclodextrin, maltodextrin, methylcellulose, carbonmethoxy cellulose, xanthan gum, and aqueous solutions thereof. Other examples include solvents, dispersion media, coatings, surfactants, antioxidants, preservatives (*e.g.*, antibacterial agents, antifungal agents), isotonic agents, absorption delaying agents, stabilizers, gels, binders, excipients, disintegration agents, lubricants, sweetening agents, flavoring agents, dyes, such like materials and combinations thereof, as would be known to one of ordinary skill in the art. In some examples, the health food products described herein may further include neuroprotective foods, such as fish oil, flax seed oil, and/or benzoate.

In some examples, the health food product is a nutraceutical composition, which refers to compositions containing components from food sources and conferring extra health benefits in addition to the basic nutritional value found in foods. A nutraceutical composition as described herein comprises the co-crystal described herein (*e.g.*, the lithium benzoate compound and co-crystal as described herein) and additional ingredients and supplements that promote good health and/or enhance stability and bioactivity of the co-crystals.

The actions of nutraceutical compositions may be fast or/and short-term or may help achieve long-term health objectives as those described herein, *e.g.*, improving basic behavioral functioning, hyperactivity, anxiety, depression, sensorimotor gating, pain threshold, memory and/or cognitive functioning in, *e.g.*, human subjects who have or are at risk for neuropsychiatric disorders. The nutraceutical compositions may be contained in an edible material, for example, as a dietary supplement or a pharmaceutical formulation. As a dietary supplement, additional nutrients, such as vitamins, minerals or amino acids may be

included. The composition can also be a drink or a food product, *e.g.*, tea, soft drink, juice, milk, coffee, cookie, cereal, chocolate, and snack bar. If desired, the composition can be sweetened by adding a sweetener such as sorbitol, maltitol, hydrogenated glucose syrup and hydrogenated starch hydrolyzate, high fructose corn syrup, cane sugar, beet sugar, pectin, or sucralose.

The nutraceutical composition disclosed herein can be in the form of a solution. For example, the nutraceutical formulation can be provided in a medium, such as a buffer, a solvent, a diluent, an inert carrier, an oil, or a creme. In some examples, the formulation is present in an aqueous solution that optionally contains a non-aqueous co-solvent, such as an alcohol. The nutraceutical composition can also be in the form of powder, paste, jelly, capsule, or tablet. Lactose and corn starch are commonly used as diluents for capsules and as carriers for tablets. Lubricating agents, such as magnesium stearate, are typically added to form tablets.

The health food products may be formulated for a suitable administration route, for example, oral administration. For oral administration, the composition can take the form of, for example, tablets or capsules, prepared by conventional means with acceptable excipients such as binding agents (for example, pregelatinised maize starch, polyvinylpyrrolidone or hydroxypropyl methylcellulose); fillers (for example, lactose, microcrystalline cellulose or calcium hydrogen phosphate); lubricants (for example, magnesium stearate, talc or silica); disintegrants (for example, potato starch or sodium starch glycolate); or wetting agents (for example, sodium lauryl sulphate). The tablets can be coated by methods well known in the art. Also included are bars and other chewable formulations.

In some examples, the health food product can be in a liquid form and the one or more edible carriers can be a solvent or dispersion medium comprising but not limited to, ethanol, polyol (*e.g.*, glycerol, propylene glycol, liquid polyethylene glycol), lipids (*e.g.*, triglycerides, vegetable oils, liposomes) or combinations thereof. The proper fluidity can be maintained, for example, by the use of a coating, such as lecithin; by the maintenance of the required particle size by dispersion in carriers such as, for example liquid polyol or lipids; by the use of surfactants such as, for example hydroxypropylcellulose; or combinations thereof. In many cases, it will be advisable to include an isotonic agent, such as, for example, sugars, sodium chloride or combinations thereof.

Liquid preparations for oral administration can take the form of, for example, solutions, syrups or suspensions, or they can be presented as a dry product for constitution with water or other suitable vehicle before use. In one embodiment, the liquid preparations

can be formulated for administration with fruit juice. Such liquid preparations can be prepared by conventional means with pharmaceutically acceptable additives such as suspending agents (for example, sorbitol syrup, cellulose derivatives or hydrogenated edible fats); emulsifying agents (for example, lecithin or acacia); non-aqueous vehicles (for example, almond oil, oily esters, ethyl alcohol or fractionated vegetable oils); and preservatives (for example, methyl or propyl-p-hydroxybenzoates, benzoate or sorbate). In certain embodiments, the composition is a medical food. A medical food product is a food product formulated to be consumed or administered enterally. Such a food product is usually used under the supervision of a physician for the specific dietary management of a target disease, such as those described herein. In some instances, such a medical food composition is specially formulated and processed (as opposed to a naturally occurring foodstuff used in a natural state) for a patient in need of the treatment (*e.g.*, human patients who suffer from illness or who requires use of the product as a major active agent for alleviating a disease or condition via specific dietary management). In some examples, a medical food composition described herein is not one of those that would be simply recommended by a physician as part of an overall diet to manage the symptoms or reduce the risk of a disease or condition.

Any of the medical food compositions described herein, comprising lithium benzoate and a co-former of Formula (I) thereof and at least one carrier (*e.g.*, those described herein), can be in the form of a liquid solution; powder, bar, wafer, a suspension in an appropriate liquid or in a suitable emulsion, as detailed below. The at least one carrier, which can be either naturally-occurring or synthetic (non-naturally occurring), would confer one or more benefits to the lithium benzoate and co-former in the composition, for example, stability, bioavailability, and/or bioactivity. Any of the carriers described herein may be used for making the medical food composition. In some embodiments, the medical food composition may further comprise one or more additional ingredients selected from the group including, but not limited to natural flavors, artificial flavors, major trace and ultra-trace minerals, minerals, vitamins, oats, nuts, spices, milk, egg, salt, flour, lecithin, xanthan gum and/or sweetening agents. The medical food composition may be placed in a suitable container, which may further comprise at least an additional therapeutic agent such as those described herein.

In certain embodiments, the co-crystal described herein is provided in an effective amount in the pharmaceutical composition. In certain embodiments, the effective amount is a therapeutically effective amount (*e.g.*, amount effective for treating and/or reducing the risk for a neuropsychiatric disorder). In certain embodiments, the neuropsychiatric disorder is a

neurological disorder, *e.g.*, Alzheimer's disease. In certain embodiments, the effective amount is a prophylactically effective amount (*e.g.*, amount effective for preventing a neuropsychiatric disorder in a subject in need thereof).

5       Pharmaceutical compositions described herein can be prepared by any method known in the art of pharmacology. In general, such preparatory methods include bringing the co-crystal described herein (*i.e.*, the "active ingredient") into association with a carrier or excipient, and/or one or more other accessory ingredients, and then, if necessary and/or desirable, shaping, and/or packaging the product into a desired single- or multi-dose unit.

10       Pharmaceutical compositions can be prepared, packaged, and/or sold in bulk, as a single unit dose, and/or as a plurality of single unit doses. A "unit dose" is a discrete amount of the pharmaceutical composition comprising a predetermined amount of the active ingredient. The amount of the active ingredient is generally equal to the dosage of the active ingredient which would be administered to a subject and/or a convenient fraction of such a dosage, such as one-half or one-third of such a dosage.

15       Relative amounts of the active ingredient, the pharmaceutically acceptable excipient, and/or any additional ingredients in a pharmaceutical composition described herein will vary, depending upon the identity, size, and/or condition of the subject treated and further depending upon the route by which the composition is to be administered. The composition may comprise between 0.1% and 100% (w/w) active ingredient.

20       Pharmaceutically acceptable excipients used in the manufacture of provided pharmaceutical compositions include inert diluents, dispersing and/or granulating agents, surface active agents and/or emulsifiers, disintegrating agents, binding agents, preservatives, buffering agents, lubricating agents, and/or oils. Excipients such as cocoa butter and suppository waxes, coloring agents, coating agents, sweetening, flavoring, and perfuming  
25 agents may also be present in the composition.

      Liquid dosage forms for oral and parenteral administration include pharmaceutically acceptable emulsions, microemulsions, solutions, suspensions, syrups and elixirs. In addition to the active ingredients, the liquid dosage forms may comprise inert diluents commonly used in the art such as, for example, water or other solvents, solubilizing agents and emulsifiers  
30 such as ethyl alcohol, isopropyl alcohol, ethyl carbonate, ethyl acetate, benzyl alcohol, benzyl benzoate, propylene glycol, 1,3-butylene glycol, dimethylformamide, oils (*e.g.*, cottonseed, groundnut, corn, germ, olive, castor, and sesame oils), glycerol, tetrahydrofurfuryl alcohol, polyethylene glycols and fatty acid esters of sorbitan, and mixtures thereof. Besides inert diluents, the oral compositions can include adjuvants such as wetting agents, emulsifying and

suspending agents, sweetening, flavoring, and perfuming agents. In certain embodiments for parenteral administration, the conjugates described herein are mixed with solubilizing agents such as Cremophor<sup>®</sup>, alcohols, oils, modified oils, glycols, polysorbates, cyclodextrins, polymers, and mixtures thereof.

5           Injectable preparations, for example, sterile injectable aqueous or oleaginous suspensions can be formulated according to the known art using suitable dispersing or wetting agents and suspending agents. The sterile injectable preparation can be a sterile injectable solution, suspension, or emulsion in a nontoxic parenterally acceptable diluent or solvent, for example, as a solution in 1,3-butanediol. Among the acceptable vehicles and  
10           solvents that can be employed are water, Ringer's solution, U.S.P., and isotonic sodium chloride solution. In addition, sterile, fixed oils are conventionally employed as a solvent or suspending medium. For this purpose any bland fixed oil can be employed including synthetic mono- or di-glycerides. In addition, fatty acids such as oleic acid are used in the preparation of injectables.

15           The injectable formulations can be sterilized, for example, by filtration through a bacterial-retaining filter, or by incorporating sterilizing agents in the form of sterile solid compositions which can be dissolved or dispersed in sterile water or other sterile injectable medium prior to use.

          In order to prolong the effect of a drug, it is often desirable to slow the absorption of  
20           the drug from subcutaneous or intramuscular injection. This can be accomplished by the use of a liquid suspension of crystalline or amorphous material with poor water solubility. The rate of absorption of the drug then depends upon its rate of dissolution, which, in turn, may depend upon crystal size and crystalline form. Alternatively, delayed absorption of a parenterally administered drug form may be accomplished by dissolving or suspending the  
25           drug in an oil vehicle.

          Solid dosage forms for oral administration include capsules, tablets, pills, powders, and granules. In such solid dosage forms, the active ingredient is mixed with at least one inert, pharmaceutically acceptable excipient or carrier such as sodium citrate or dicalcium phosphate and/or (a) fillers or extenders such as starches, lactose, sucrose, glucose, mannitol,  
30           and silicic acid, (b) binders such as, for example, carboxymethylcellulose, alginates, gelatin, polyvinylpyrrolidone, sucrose, and acacia, (c) humectants such as glycerol, (d) disintegrating agents such as agar, calcium carbonate, potato or tapioca starch, alginic acid, certain silicates, and sodium carbonate, (e) solution retarding agents such as paraffin, (f) absorption accelerators such as quaternary ammonium compounds, (g) wetting agents such

as, for example, cetyl alcohol and glycerol monostearate, (h) absorbents such as kaolin and bentonite clay, and (i) lubricants such as talc, calcium stearate, magnesium stearate, solid polyethylene glycols, sodium lauryl sulfate, and mixtures thereof. In the case of capsules, tablets, and pills, the dosage form may include a buffering agent.

5           Solid compositions of a similar type can be employed as fillers in soft and hard-filled gelatin capsules using such excipients as lactose or milk sugar as well as high molecular weight polyethylene glycols and the like. The solid dosage forms of tablets, dragees, capsules, pills, and granules can be prepared with coatings and shells such as enteric coatings and other coatings well known in the art of pharmacology. They may optionally comprise  
10   opacifying agents and can be of a composition that they release the active ingredient(s) only, or preferentially, in a certain part of the intestinal tract, optionally, in a delayed manner. Examples of encapsulating compositions which can be used include polymeric substances and waxes. Solid compositions of a similar type can be employed as fillers in soft and hard-filled gelatin capsules using such excipients as lactose or milk sugar as well as high  
15   molecular weight polyethylene glycols and the like.

          The active ingredient can be in a micro-encapsulated form with one or more excipients as noted above. The solid dosage forms of tablets, dragees, capsules, pills, and granules can be prepared with coatings and shells such as enteric coatings, release controlling coatings, and other coatings well known in the pharmaceutical formulating art. In such solid  
20   dosage forms the active ingredient can be admixed with at least one inert diluent such as sucrose, lactose, or starch. Such dosage forms may comprise, as is normal practice, additional substances other than inert diluents, *e.g.*, tableting lubricants and other tableting aids such as magnesium stearate and microcrystalline cellulose. In the case of capsules, tablets and pills, the dosage forms may comprise buffering agents. They may optionally comprise opacifying  
25   agents and can be of a composition that they release the active ingredient(s) only, or preferentially, in a certain part of the digestive tract, optionally, in a delayed manner. Examples of encapsulating agents which can be used include, but are not limited to, polymeric substances and waxes.

          Although the descriptions of pharmaceutical compositions provided herein are mainly  
30   directed to pharmaceutical compositions which are suitable for administration to humans, such compositions are generally suitable for administration to animals of all sorts. Modification of pharmaceutical compositions suitable for administration to humans in order to render the compositions suitable for administration to various animals is well understood,

and the ordinarily skilled veterinary pharmacologist can design and/or perform such modification with ordinary experimentation.

5 The co-crystals provided herein are typically formulated in dosage unit form for ease of administration and uniformity of dosage. It will be understood, however, that the total daily usage of the compositions described herein will be decided by a physician within the scope of sound medical judgment. The specific therapeutically effective dose level for any particular subject or organism will depend upon a variety of factors including the disease being treated and the severity of the disorder; the activity of the specific active ingredient employed; the specific composition employed; the age, body weight, general health, sex, and diet of the subject; the time of administration, route of administration, and rate of excretion of the specific active ingredient employed; the duration of the treatment; drugs used in combination or coincidental with the specific active ingredient employed; and like factors well known in the medical arts.

Also encompassed by the disclosure are kits (*e.g.*, pharmaceutical packs). The kits provided may comprise a pharmaceutical composition or co-crystal described herein and a container (*e.g.*, a vial, ampule, bottle, syringe, and/or dispenser package, or other suitable container). In some embodiments, provided kits may optionally further include a second container comprising a pharmaceutical excipient for dilution or suspension of a pharmaceutical composition or co-crystal described herein. In some embodiments, the pharmaceutical composition or co-crystal described herein provided in the first container and the second container are combined to form one unit dosage form.

In certain embodiments, a kit described herein includes a first container comprising a co-crystal or composition described herein. In certain embodiments, a kit described herein is useful in treating and/or reducing the risk for a neuropsychiatric disorder in a subject in need thereof.

In certain embodiments, a kit described herein further includes instructions for using the co-crystal or composition included in the kit. A kit described herein may also include information as required by a regulatory agency such as the U.S. Food and Drug Administration (FDA). In certain embodiments, the information included in the kits is prescribing information. In certain embodiments, the kits and instructions provide for treating and/or reducing the risk for a neuropsychiatric disorder in a subject in need thereof. A kit described herein may include one or more additional pharmaceutical agents described herein as a separate composition.

## **Methods of Treatment**

The present disclosure provides methods of treating and/or reducing the risk for a neuropsychiatric disorder, in a subject in need thereof, the methods comprising administering to the subject an effective amount (*e.g.*, therapeutically effective amount) of a co-crystal, or composition thereof, described herein.

Another aspect of the present disclosure relates to methods of preventing a neuropsychiatric disorder in a subject in need thereof, the methods comprising administering to the subject an effective amount (*e.g.*, prophylactically effective amount) of a co-crystal, or composition thereof, described herein.

The co-crystals and compositions described herein are useful in treating and/or preventing neuropsychiatric disorder. In certain embodiments, the neuropsychiatric disorder is schizophrenia. In certain embodiments, the neuropsychiatric disorder is a psychotic disorder. In certain embodiments, the neuropsychiatric disorder is Alzheimer's disease. In certain embodiments, the neuropsychiatric disorder is dementia. In certain embodiments, the neuropsychiatric disorder is mild cognitive impairment. In certain embodiments, the neuropsychiatric disorder is benign forgetfulness. In certain embodiments, the neuropsychiatric disorder is closed head injury. In certain embodiments, the neuropsychiatric disorder is autistic spectrum disorder, including Asperger's disorder. In certain embodiments, the neuropsychiatric disorder is an attention deficit hyperactivity disorder. In certain embodiments, the neuropsychiatric disorder is obsessive compulsive disorder. In certain embodiments, the neuropsychiatric disorder is a tic disorder. In certain embodiments, the neuropsychiatric disorder is a childhood learning disorder. In certain embodiments, the neuropsychiatric disorder is premenstrual syndrome. In certain embodiments, the neuropsychiatric disorder is depression, including dysthymia and bereavement. In certain embodiments, the neuropsychiatric disorder is bipolar disorder including bipolar I and II disorders. In certain embodiments, the neuropsychiatric disorder is an anxiety disorders including panic and phobic disorders. In certain embodiments, the neuropsychiatric disorder is post-traumatic stress disorder. In certain embodiments, the neuropsychiatric disorder is chronic pain. In certain embodiments, the neuropsychiatric disorder is an eating disorder including bulimia and anorexia. In certain embodiments, the neuropsychiatric disorder is an addiction disorders including substance dependence or abuse. In certain embodiments, the neuropsychiatric disorder is a personality disorder. In certain embodiments, the neuropsychiatric disorder is Parkinson's disorder. In certain embodiments, the



neuropsychiatric disorder is Huntington's disorder. In certain embodiments, the neuropsychiatric disorder is amyotrophic lateral sclerosis.

In certain embodiments, the method described herein further includes administering to the subject an additional pharmaceutical agent. In certain embodiments, the method described  
5 herein further includes contacting the biological sample with an additional pharmaceutical agent. In certain embodiments, the method described herein further includes contacting the tissue with an additional pharmaceutical agent. In certain embodiments, the method described herein further includes contacting the cell with an additional pharmaceutical agent.

The co-crystals and compositions provided herein can be administered by any route,  
10 including enteral (*e.g.*, oral), parenteral, intravenous, intramuscular, intra-arterial, intramedullary, intrathecal, subcutaneous, intraventricular, transdermal, interdermal, subcutaneous, intradermal, rectal, intravaginal, intraperitoneal, topical (as by powders, ointments, creams, and/or drops). Specifically contemplated routes are oral administration, intravenous administration (*e.g.*, systemic intravenous injection), regional administration *via*  
15 blood and/or lymph supply, and/or direct administration to an affected site. In general, the most appropriate route of administration will depend upon a variety of factors including the nature of the agent (*e.g.*, its stability in the environment of the gastrointestinal tract), and/or the condition of the subject (*e.g.*, whether the subject is able to tolerate oral administration).

The exact amount of a co-crystal required to achieve an effective amount will vary  
20 from subject to subject, depending, for example, on species, age, and general condition of a subject, severity of the side effects or disorder, identity of the particular co-crystal, mode of administration, and the like. An effective amount may be included in a single dose (*e.g.*, single oral dose) or multiple doses (*e.g.*, multiple oral doses). In certain embodiments, when multiple doses are administered to a subject or applied to a biological sample, tissue, or cell,  
25 any two doses of the multiple doses include different or substantially the same amounts of a co-crystal described herein. In certain embodiments, when multiple doses are administered to a subject or applied to a biological sample, tissue, or cell, the frequency of administering the multiple doses to the subject or applying the multiple doses to the tissue or cell is three doses a day, two doses a day, one dose a day, one dose every other day, one dose every third day,  
30 one dose every week, one dose every other week, one dose monthly or one dose every other month. In certain embodiments, the frequency of administering the multiple doses to the subject or applying the multiple doses to the tissue or cell is one dose per day. In certain embodiments, the frequency of administering the multiple doses to the subject or applying the multiple doses to the tissue or cell is two doses per day. In certain embodiments, when

multiple doses are administered to a subject or applied to a biological sample, tissue, or cell, the duration between the first dose and last dose of the multiple doses is one day, two days, four days, one week, two weeks, three weeks, one month, two months, three months, four months, six months, nine months, one year, two years, three years, four years, five years, seven years, ten years, fifteen years, twenty years, or the lifetime of the subject, biological sample, tissue, or cell. In certain embodiments, the duration between the first dose and last dose of the multiple doses is three months, six months, or one year. In certain embodiments, the duration between the first dose and last dose of the multiple doses is the lifetime of the subject, biological sample, tissue, or cell. In certain embodiments, a dose (*e.g.*, a single dose, or any dose of multiple doses) described herein includes independently between 1 mg and 3 mg, between 3 mg and 10 mg, between 10 mg and 30 mg, between 30 mg and 100 mg, between 100 mg and 300 mg, between 300 mg and 1,000 mg, or between 1 g and 10 g, inclusive, of a co-crystal described herein. In certain embodiments, a dose described herein includes independently between 3 mg and 10 mg, inclusive, of a co-crystal described herein. In certain embodiments, a dose described herein includes independently between 10 mg and 30 mg, inclusive, of a co-crystal described herein. In certain embodiments, a dose described herein includes independently between 30 mg and 100 mg, inclusive, of a co-crystal described herein. In certain embodiments, a dose described herein includes independently between 100 mg and 300 mg, inclusive, of a co-crystal as described herein. In certain embodiments, a dose described herein includes independently between 300 mg and 1000 mg, inclusive, of a co-crystal described herein.

Dose ranges as described herein provide guidance for the administration of provided pharmaceutical compositions to an adult. The amount to be administered to, for example, a child or an adolescent can be determined by a medical practitioner or person skilled in the art and can be lower or the same as that administered to an adult.

A co-crystal or composition, as described herein, can be administered in combination with one or more additional pharmaceutical agents (*e.g.*, therapeutically and/or prophylactically active agents) useful in treating and/or reducing the risk for a neuropsychiatric disorder. The co-crystals or compositions can be administered in combination with additional pharmaceutical agents that improve their activity (*e.g.*, activity (*e.g.*, potency and/or efficacy) in treating and/or reducing the risk for a neuropsychiatric disorder in a subject in need thereof), improve bioavailability, improve safety, reduce drug resistance, reduce and/or modify metabolism, inhibit excretion, and/or modify distribution in a subject, biological sample, tissue, or cell. It will also be appreciated that the therapy

employed may achieve a desired effect for the same disorder, and/or it may achieve different effects. In certain embodiments, a pharmaceutical composition described herein including a co-crystal described herein and an additional pharmaceutical agent shows a synergistic effect that is absent in a pharmaceutical composition including one of the co-crystal and the  
5 additional pharmaceutical agent, but not both.

The co-crystal or composition can be administered concurrently with, prior to, or subsequent to one or more additional pharmaceutical agents, which may be useful as, *e.g.*, combination therapies in treating and/or reducing the risk for a neuropsychiatric disorder in a subject. Pharmaceutical agents include therapeutically active agents. Pharmaceutical agents  
10 also include prophylactically active agents. Pharmaceutical agents include small organic molecules such as drug compounds (*e.g.*, compounds approved for human or veterinary use by the U.S. Food and Drug Administration as provided in the Code of Federal Regulations (CFR)), peptides, proteins, carbohydrates, monosaccharides, oligosaccharides, polysaccharides, nucleoproteins, mucoproteins, lipoproteins, synthetic polypeptides or  
15 proteins, antibodies, small molecules linked to proteins such as antibodies, glycoproteins, steroids, nucleic acids, DNAs, RNAs, nucleotides, nucleosides, oligonucleotides, antisense oligonucleotides, lipids, hormones, vitamins, and cells. In certain embodiments, the additional pharmaceutical agent is a pharmaceutical agent useful in treating and/or reducing the risk for a neuropsychiatric disorder in a subject. In certain embodiments, the additional  
20 pharmaceutical agent is a pharmaceutical agent approved by a regulatory agency (*e.g.*, the US FDA) for treating and/or reducing the risk for a neuropsychiatric disorder in a subject. Each additional pharmaceutical agent may be administered at a dose and/or on a time schedule determined for that pharmaceutical agent. The additional pharmaceutical agents may also be administered together with each other and/or with the co-crystal or composition described  
25 herein in a single dose or administered separately in different doses. The particular combination to employ in a regimen will take into account compatibility of the co-crystal described herein with the additional pharmaceutical agent(s) and/or the desired therapeutic and/or prophylactic effect to be achieved. In general, it is expected that the additional pharmaceutical agent(s) in combination be utilized at levels that do not exceed the levels at  
30 which they are utilized individually. In some embodiments, the levels utilized in combination will be lower than those utilized individually.

In certain embodiments, the additional pharmaceutical agent is an agent for treating a neuropsychiatric disorder. In certain embodiments, the co-crystals described herein or

pharmaceutical compositions can be administered in combination with a therapy for treating a neuropsychiatric disorder.

Without further elaboration, it is believed that one skilled in the art can, based on the above description, utilize the present invention to its fullest extent. The following specific  
5 embodiments are, therefore, to be construed as merely illustrative, and not limitative of the remainder of the disclosure in any way whatsoever.

### EXAMPLES

In order that the present disclosure may be more fully understood, the following examples are set forth. The synthetic and biological examples described in this application  
10 are offered to illustrate the co-crystals, compounds, compositions, and methods provided herein and are not to be construed in any way as limiting their scope.

The following are exemplary methods of preparing co-crystals described herein.

#### **Example 1: Preparation of lithium benzoate: sorbic acid (1:2 co-crystal) via heating in** 15 **saturated solution**

To the round bottom flask were added lithium benzoate (5.0 g, 39.1 mmol) and sorbic acid (4.4 g, 39.1 mmol, followed by the addition of methanol (80 ml). The mixture was stirred at 65°C till all solids were fully dissolved. The temperature was raised to 75°C and  
20 methanol was slowly distilled off for the lithium benzoate: sorbic acid 1:2 co-crystal to form. The distillation was continued until 25 ml of methanol remained in the flask. The co-crystal formed was then filtered and dried under vacuum at room temperature overnight to render 3.0 g of the desired co-crystal.

The co-crystal obtained from Example 1 was analyzed by <sup>1</sup>H-NMR, powder X-ray  
25 diffraction, thermoanalysis, and IR analyses as described herein.

*Thermogravimetric Analysis (TGA):* TGA data were measured by Pyris™ 1 TGA (Perkin Elmer) with platinum crucibles with the heating rate of 10°C/min, between 50°C-700°C.

*Differential Scanning Calorimetry:* The melting point of the co-crystal was  
30 determined using the differential scanning calorimeter (DSC) method. The DSC data were measured by DSC 8000 (Perkin Elmer) with T-zero aluminum low-mass pan at the heating rate of 10°C/min and the heating range of 50°C-450°C.

*X-ray Powder Diffractometry:* X-ray diffraction patterns were obtained on D8 ADVANCE™ (Bruker AXS GmbH, Germany). Samples were scanned in continuous mode

from 0-45° (2θ) with step size of 0.02° on a spinning stage at 40 kV and 40 mA with Cu Kα radiation. The incident beam path was equipped with a 0.2 mm divergence slit and 0.02 mm air scattering screen. The diffracted beam was equipped with Ni-filter. Detection was accomplished with a Lynxeye<sup>TM</sup> detector (Bruker AXS).

5 <sup>1</sup>H-NMR: <sup>1</sup>H Nuclear magnetic resonance (NMR) analysis was performed on Bruker Fourier 400 (Bruker) in deuterated solvents such as d-methanol at 25 °C. The NMR for Figures 1, 5, and 10 was performed in d-methanol at 25 °C.

IR: Infrared (IR) analysis was conducted on Spectrum 100 FT-IR Spectrometer (Perkin Elmer) by the KBr pellet method.

10 The <sup>1</sup>H-NMR, powder X-ray diffraction, thermoanalysis, and IR analyses results of the co-crystal obtained by the method described in Example 1 are shown in Figures 1-4, respectively.

15 **Example 2: Preparation of lithium benzoate: trans-cinnamic acid (1:1 co-crystal) via heating in saturated solution**

To a mixture of lithium benzoate (5.0 g, 39.1 mmol) and trans-cinnamic acid (5.8 g, 39.1 mmol) in the round-bottom flask was added 180 mL of methanol. The slurry was stirred at 65°C until all solids were dissolved. The mixture was heated to 75°C to reduce the volume methanol to around 125 ml by slow evaporation for the lithium benzoate: trans-cinnamic acid co-crystal to generate in the solution. The crystals were collected by filtration and dried under vacuum to give 4.1 g of the desired co-crystal. The <sup>1</sup>H-NMR, powder X-ray diffraction, thermoanalysis, and IR analyses results of the co-crystal obtained by the method described in Example 1 are shown in Figures 5-9, respectively.

25 **Example 3: Preparation of lithium benzoate: nicotinic acid (1:1 co-crystal) via heating in saturated solution**

To a mixture of lithium benzoate (5.0 g, 39.1 mmol) and nicotinic acid (4.8 g, 39.1 mmol) was added 170 mL of methanol. The mixture was stirred at 65°C to dissolve all solid powders. The temperature was raised to 75°C to slowly evaporate methanol for the co-crystal to begin to form in the solution. The evaporation was halted when 120 mL of methanol remained. The crystals formed were filtered and dried under vacuum at room temperature overnight to afford 3.6 g of the co-crystal. The <sup>1</sup>H-NMR, powder X-ray diffraction, thermoanalysis, and IR analyses results of the co-crystal obtained by the method described in Example 1 are shown in Figures 10-14, respectively.

## EQUIVALENTS AND SCOPE

In the claims, articles such as “a,” “an,” and “the” may mean one or more than one unless indicated to the contrary or otherwise evident from the context. Claims or descriptions that include “or” between one or more members of a group are considered satisfied if one,  
5 more than one, or all of the group members are present in, employed in, or otherwise relevant to a given product or process unless indicated to the contrary or otherwise evident from the context. The invention includes embodiments in which exactly one member of the group is present in, employed in, or otherwise relevant to a given product or process. The invention includes embodiments in which more than one, or all of the group members are present in,  
10 employed in, or otherwise relevant to a given product or process.

Furthermore, the invention encompasses all variations, combinations, and permutations in which one or more limitations, elements, clauses, and descriptive terms from one or more of the listed claims is introduced into another claim. For example, any claim that is dependent on another claim can be modified to include one or more limitations found in  
15 any other claim that is dependent on the same base claim. Where elements are presented as lists, *e.g.*, in Markush group format, each subgroup of the elements is also disclosed, and any element(s) can be removed from the group. It should be understood that, in general, where the invention, or aspects of the invention, is/are referred to as comprising particular elements and/or features, certain embodiments of the invention or aspects of the invention consist, or  
20 consist essentially of, such elements and/or features. For purposes of simplicity, those embodiments have not been specifically set forth *in haec verba* herein. It is also noted that the terms “comprising” and “containing” are intended to be open and permits the inclusion of additional elements or steps. Where ranges are given, endpoints are included. Furthermore, unless otherwise indicated or otherwise evident from the context and understanding of one of  
25 ordinary skill in the art, values that are expressed as ranges can assume any specific value or sub-range within the stated ranges in different embodiments of the invention, to the tenth of the unit of the lower limit of the range, unless the context clearly dictates otherwise.

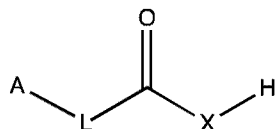
This application refers to various issued patents, published patent applications, journal articles, and other publications. If there is a conflict between any of the  
30 references and the instant specification, the specification shall control. In addition, any particular embodiment of the present invention that falls within the prior art may be explicitly excluded from any one or more of the claims. Because such embodiments are deemed to be known to one of ordinary skill in the art, they may be excluded even if the exclusion is not set

forth explicitly herein. Any particular embodiment of the invention can be excluded from any claim, for any reason, whether or not related to the existence of prior art.

Those skilled in the art will recognize or be able to ascertain using no more than routine experimentation many equivalents to the specific embodiments described herein. The  
5 scope of the present embodiments described herein is not intended to be limited to the above Description, but rather is as set forth in the appended claims. Those of ordinary skill in the art will appreciate that various changes and modifications to this description may be made without departing from the spirit or scope of the present invention, as defined in the following claims.

## CLAIMS:

1. A co-crystal of lithium benzoate and a co-former, wherein the co-former is selected from a compound of Formula (I):



(I) , in which

L is -CH=CH-, or -CH=CH-CH=CH-;

A is C<sub>1</sub>-C<sub>6</sub> alkyl, aryl, or heteroaryl; and

X is O or N-R, R being H, alkyl, carbocyclyl, aryl, or heteroaryl.

2. The co-crystal of claim 1, wherein the lithium benzoate and the co-former exist in the co-crystal in a molecular ratio ranging from 1:10 to 10:1.

3. The co-crystal of claim 1 or 2, wherein L is -CH=CH-CH=CH-, A is methyl, and X is O.

4. The co-crystal of claim 3, wherein the lithium benzoate and the co-former exist in the co-crystal in a molecular ratio of 1:2.

5. The co-crystal of claim 4, wherein the co-former is sorbic acid, and wherein the co-crystal has a powder X-ray diffraction pattern comprising characteristic peaks at a reflection angle 2θ of 6.0, 6.7, 11.0, 11.4, 13.0, 13.3, 16.1, 16.7, 17.5, 18.2, 18.5, 20.5, 21.2, 22.4, 22.8, 23.5, 24.2, 24.8, 25.2, 26.8, and 27.8, when determined using Cu Kα radiation and an incident beam path equipped with a 0.2 mm divergence slit and 0.02 mm air scattering screen.

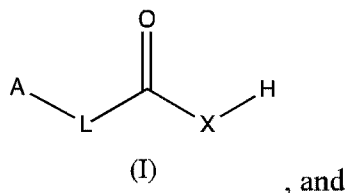
6. The co-crystal of claim 1 or 2, wherein L is -CH=CH-, A is phenyl, and X is O.

7. The co-crystal of claim 6, wherein the lithium benzoate and the co-former exist in the co-crystal in the molecular ratio of 1:1.



8. The co-crystal of claim 7, wherein the co-former is *trans*-cinnamic acid, and wherein the co-crystal has a powder X-ray diffraction pattern comprising characteristic peaks at a reflection angle  $2\theta$  of 5.2, 7.1, 7.5, 8.0, 10.2, 12.8, 13.9, 14.5, 16.2, 17.2, 17.6, 18.5, 20.7, 21.2, 22.1, 23.0, 23.8, 24.7, 25.4, 25.8, 26.6, 27.2, 27.8, 29.1, 30.1, 30.9, 31.3, and 33.6 when determined using Cu K $\alpha$  radiation and an incident beam path equipped with a 0.2 mm divergence slit and 0.02 mm air scattering screen, and an endothermic peak corresponding to the melting point of about 188 °C.

9. A co-crystal of lithium benzoate and a co-former, wherein the co-former is a compound of Formula (I):



wherein L is absent, A is pyridyl, and X is O.

10. The co-crystal of claim 9, wherein the lithium benzoate and the co-former exist in the co-crystal in the molecular ratio of 1:1.

11. The co-crystal of claim 10, wherein the co-former is nicotinic acid, and wherein the co-crystal has a powder X-ray diffraction pattern comprising characteristic peaks at a reflection angle  $2\theta$  of 6.5, 11.1, 13.1, 15.5, 16.7, 17.5, 18.4, 19.7, 20.3, 20.7, 21.2, 21.6, 22.3, 22.8, 24.4, 24.8, 25.9, 26.9, 28.0, 28.7, 29.2, 30.0, 30.6, 31.6, 32.3, 33.6, 34.1, 35.8, 36.3, 37.2, 38.3, 39.1, 39.9, 41.2, 41.8, and 42.8 when determined using Cu K $\alpha$  radiation and an incident beam path equipped with a 0.2 mm divergence slit and 0.02 mm air scattering screen, and an endothermic peak corresponding to the melting point of about 161 °C.

12. A composition, comprising an effective amount of a co-crystal of any one of claims 1-11 and a carrier, wherein the effective amount of the co-crystal is for treating or reducing the risk for a neuropsychiatric disorder.

13. The composition of claim 12, wherein the composition is a pharmaceutical composition, a nutraceutical composition, a health food, or a medical food.

14. The co-crystal of any one of claims 1-8 or the composition of claim 12 or claim 13 for use in treating or reducing the risk for a neuropsychiatric disorder.

15. The co-crystal or the composition for use of claim 14, wherein the neuropsychiatric disorder is selected from the group consisting of schizophrenia, psychotic disorders, Alzheimer's disease, dementia, mild cognitive impairment, benign forgetfulness, closed head injury, autistic spectrum disorders, Asperger's disorder, attention deficit hyperactivity disorders, obsessive compulsive disorder, tic disorders, childhood learning disorders, premenstrual syndrome, depression, bipolar disorders, anxiety disorders, post-traumatic stress disorder, chronic pain, eating disorders, addiction disorders, personality disorders, Parkinson's disorder, Huntington's disorder and amyotrophic lateral sclerosis.

16. A method for preparing a co-crystal as defined in any one of claims 1-8, the method comprising:

(i) mixing the lithium benzoate compound and the co-former in a solvent at a temperature of about 40 °C to about 110 °C to form a saturated solution, wherein the lithium benzoate compound and the co-former are at a molar ratio of 1:10 to 10:1;

(ii) heating and stirring the solution at a temperature of about 70°C to about 150 °C to allow formation of the co-crystal; and

collecting the co-crystal formed in (ii).

17. The method of claim 16, wherein step (i) is performed by adding the solvent in a dropwise manner into the lithium benzoate compound and co-former and stirring the mixture thus formed to allow dissolution of the lithium benzoate compound and co-former in the solvent.

18. A method for preparing a co-crystal, the method comprising:

(i) providing a co-crystal as defined in any one of claims 1-8,

- (ii) dissolving the co-crystal in a solvent at a temperature ranging from about 35 °C to about 110 °C to form a solution;
- (iii) stirring the solution at a temperature of about 40 °C to about 110 °C for a first period to allow formation of the co-crystal; wherein the first period is about 1 day to about 10 days; and
- (iv) collecting the co-crystal.

19. The method of claim 18, further comprising, following step (iii), stirring the solution at a temperature of about 40 °C to about 110 °C for a second period, wherein the second period is about 1 day to about 10 days.

20. Use of the co-crystal of any one of claims 1-8 or the composition of claim 12 or claim 13 for manufacturing a medicament for use in treating or reducing the risk for a neuropsychiatric disorder.

21. Use of the co-crystal of any one of claims 1-8 or the composition of claim 12 or claim 13 for the treatment or reduction of the risk for a neuropsychiatric disorder.

22. A composition, comprising an effective amount of a co-crystal of any one of claims 9-11 and a carrier, wherein the effective amount of the co-crystal is for treating or reducing the risk for a neuropsychiatric disorder.

23. The composition of claim 22, wherein the composition is a pharmaceutical composition, a nutraceutical composition, a health food, or a medical food.

24. The co-crystal of any one of claims 9-11 or the composition of claim 22 or claim 23 for use in treating or reducing the risk for a neuropsychiatric disorder.

25. The co-crystal or the composition for use of claim 24, wherein the neuropsychiatric disorder is selected from the group consisting of schizophrenia, psychotic disorders, Alzheimer's disease, dementia, mild cognitive impairment, benign forgetfulness, closed head injury, autistic spectrum disorders, Asperger's disorder, attention deficit

hyperactivity disorders, obsessive compulsive disorder, tic disorders, childhood learning disorders, premenstrual syndrome, depression, bipolar disorders, anxiety disorders, post-traumatic stress disorder, chronic pain, eating disorders, addiction disorders, personality disorders, Parkinson's disorder, Huntington's disorder and amyotrophic lateral sclerosis.

26. A method for preparing a co-crystal as defined in any one of claims 9-11, the method comprising:

- (i) mixing the lithium benzoate compound and the co-former in a solvent at a temperature of about 40 °C to about 110 °C to form a saturated solution, wherein the lithium benzoate compound and the co-former are at a molar ratio of 1:10 to 10:1;
- (ii) heating and stirring the solution at a temperature of about 70°C to about 150 °C to allow formation of the co-crystal; and
- collecting the co-crystal formed in (ii).

27. The method of claim 26, wherein step (i) is performed by adding the solvent in a dropwise manner into the lithium benzoate compound and co-former and stirring the mixture thus formed to allow dissolution of the lithium benzoate compound and co-former in the solvent.

28. A method for preparing a co-crystal, the method comprising:

- (i) providing a co-crystal as defined in any one of claims 9-11,
- (ii) dissolving the co-crystal in a solvent at a temperature ranging from about 35 °C to about 110 °C to form a solution;
- (iii) stirring the solution at a temperature of about 40 °C to about 110 °C for a first period to allow formation of the co-crystal; wherein the first period is about 1 day to about 10 days; and
- (v) collecting the co-crystal.

29. The method of claim 28, further comprising, following step (iii), stirring the solution at a temperature of about 40 °C to about 110 °C for a second period, wherein the second period is about 1 day to about 10 days.

30. Use of the co-crystal of any one of claims 9-11, the composition of claim 22 or claim 23 for manufacturing a medicament for use in treating or reducing the risk for a neuropsychiatric disorder.

31. Use of the co-crystal of any one of claims 9-11, the composition of claim 22 or claim 23 for the treatment or reduction of the risk for a neuropsychiatric disorder.

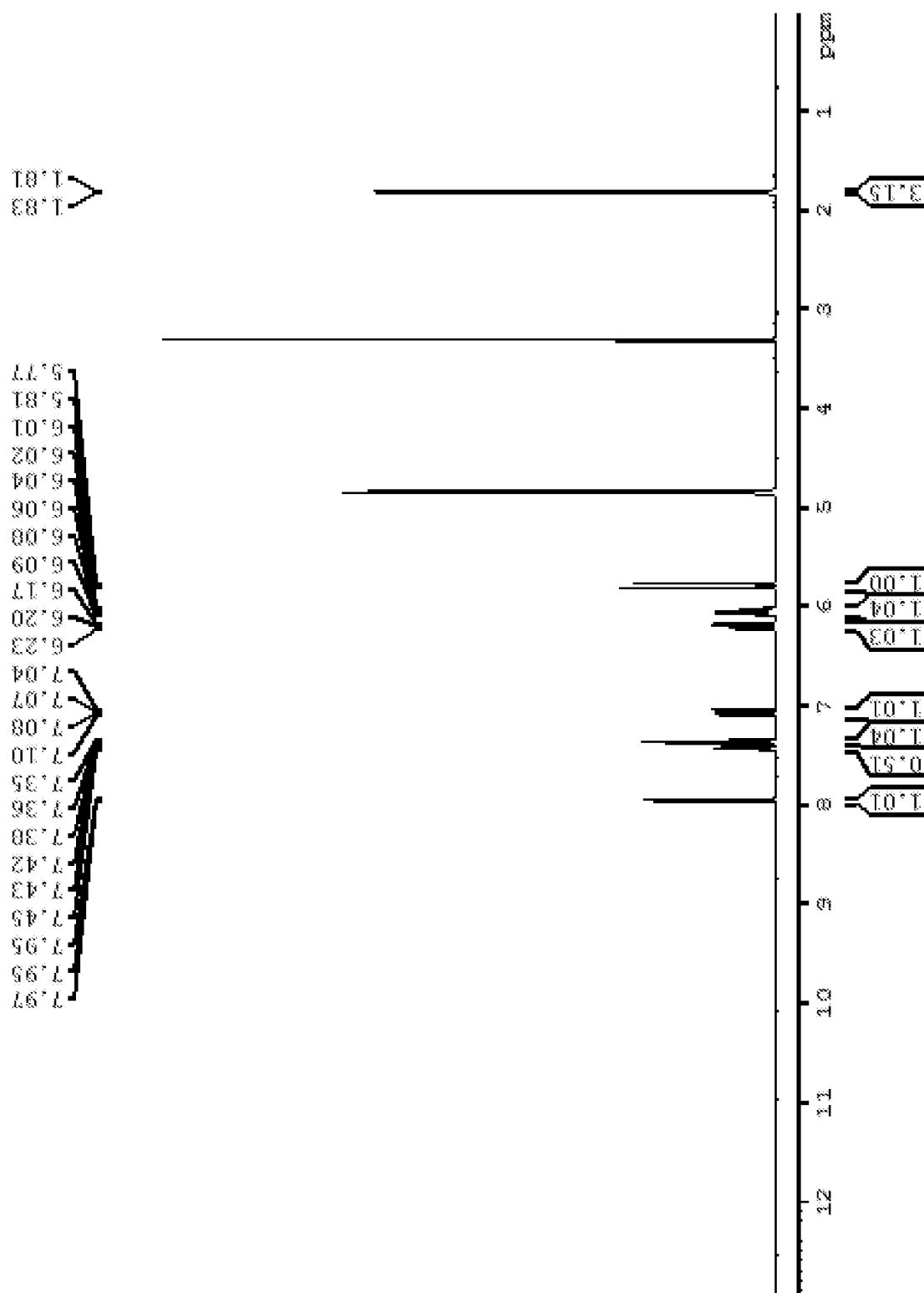


Figure 1.

Figure 2.

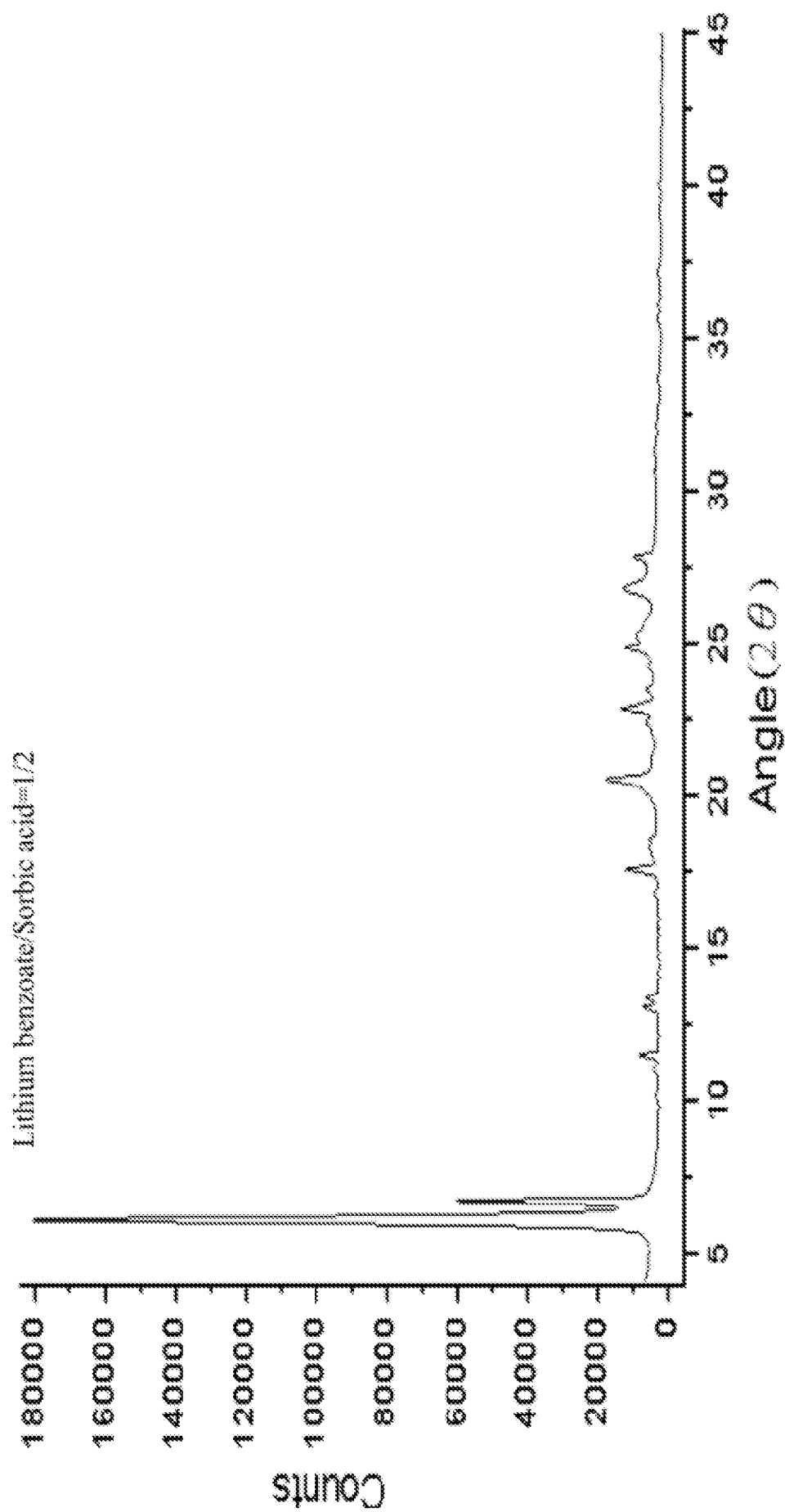


Figure 3.

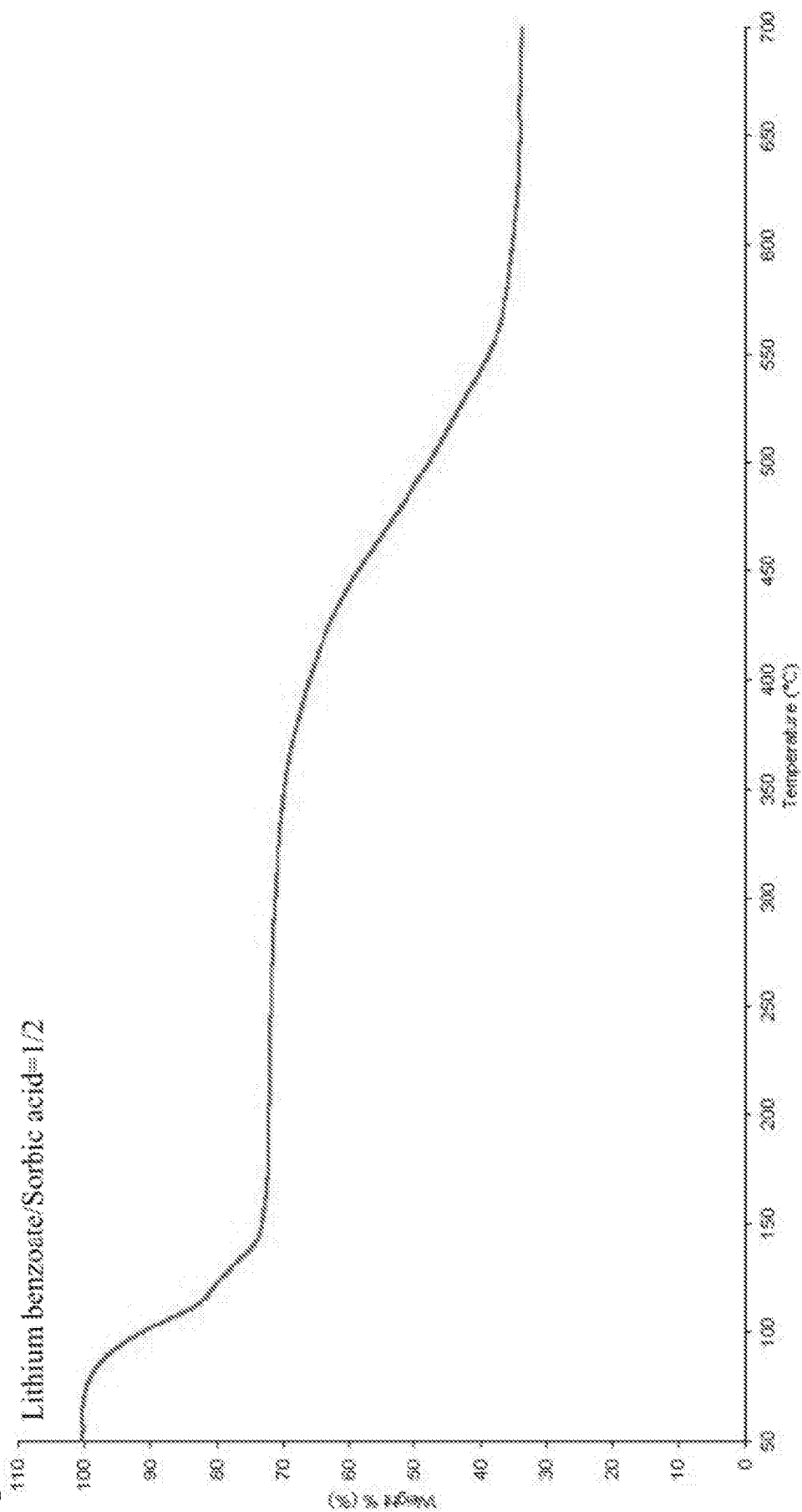
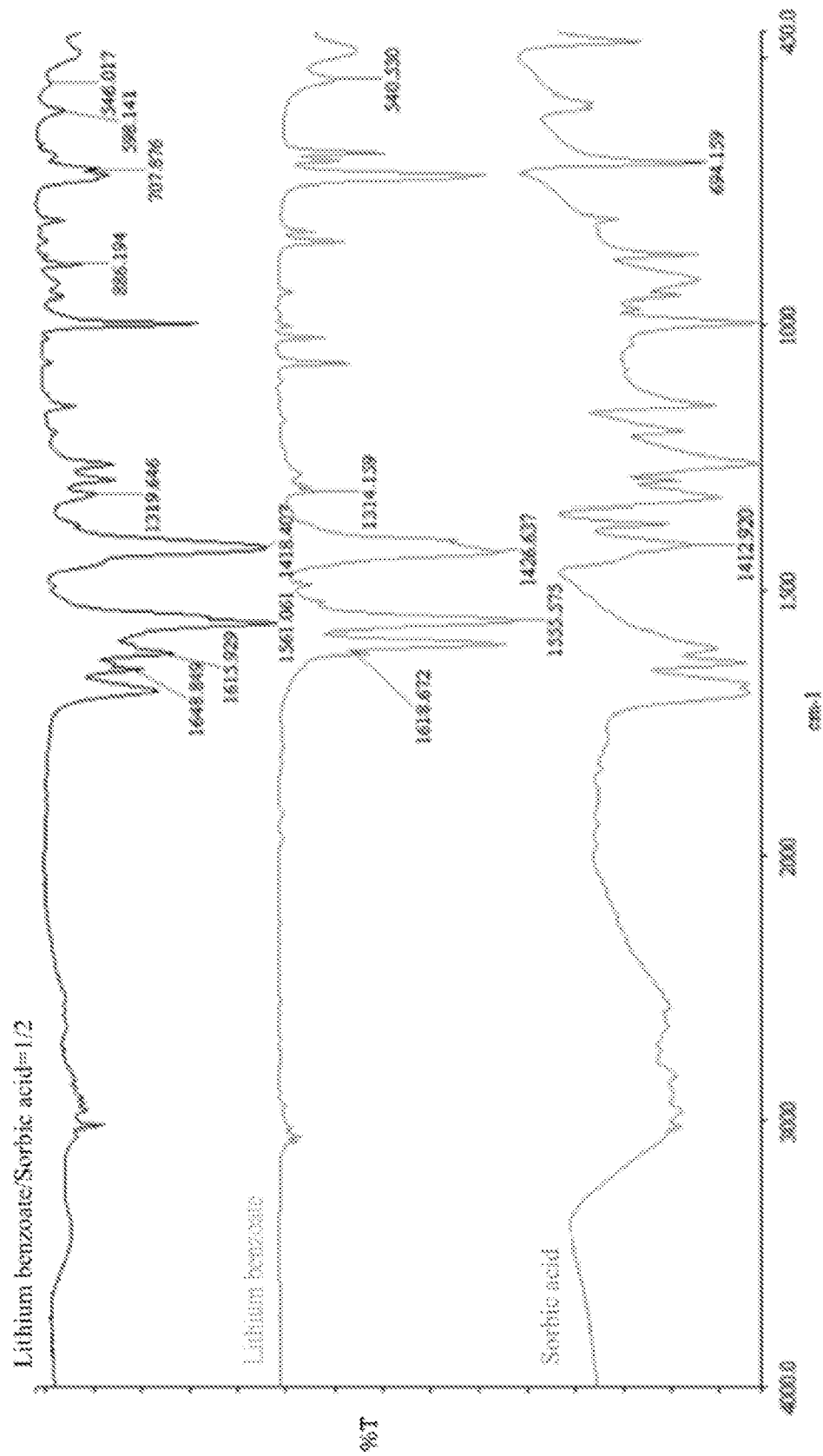




Figure 4.



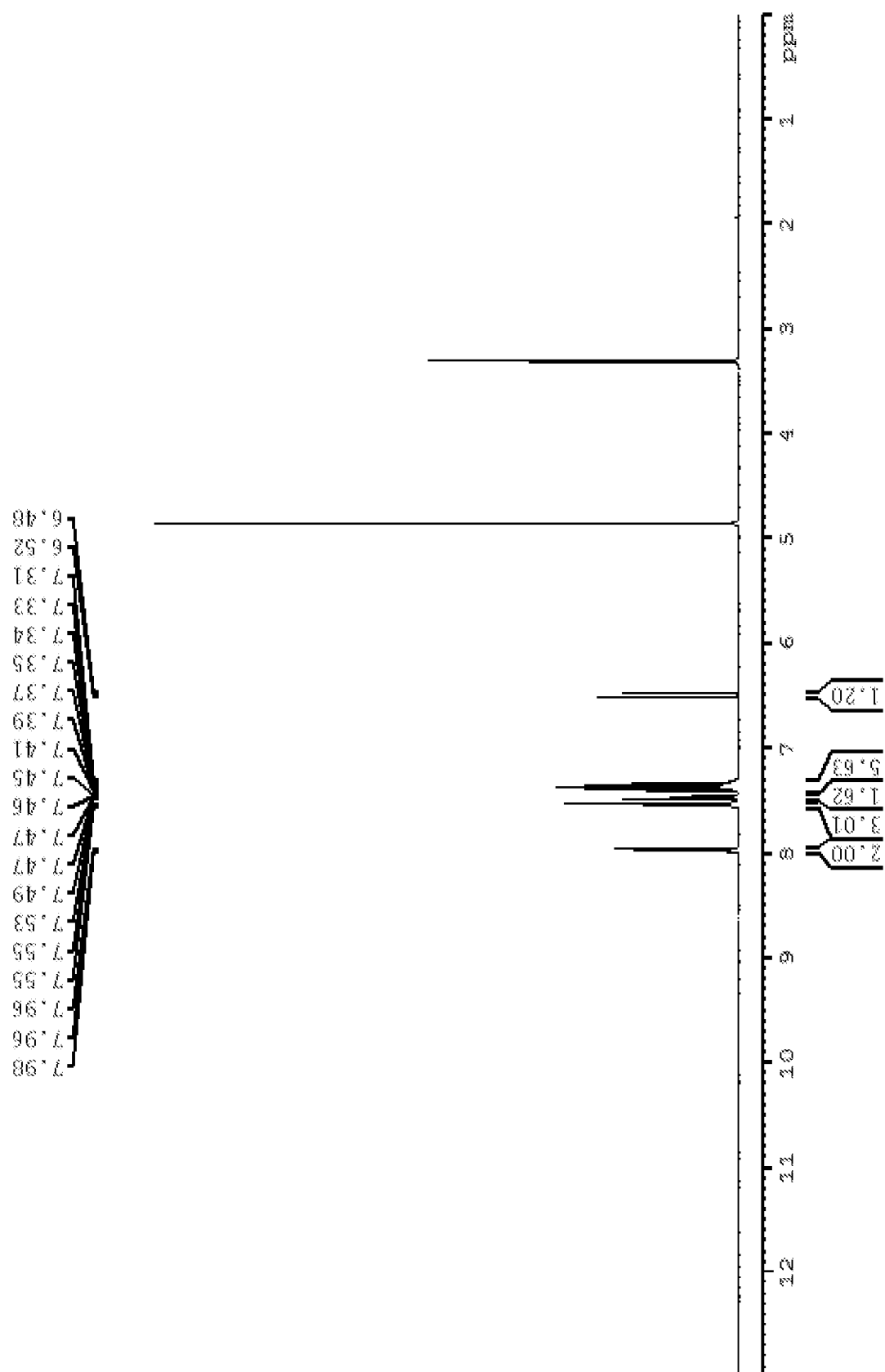


Figure 5.

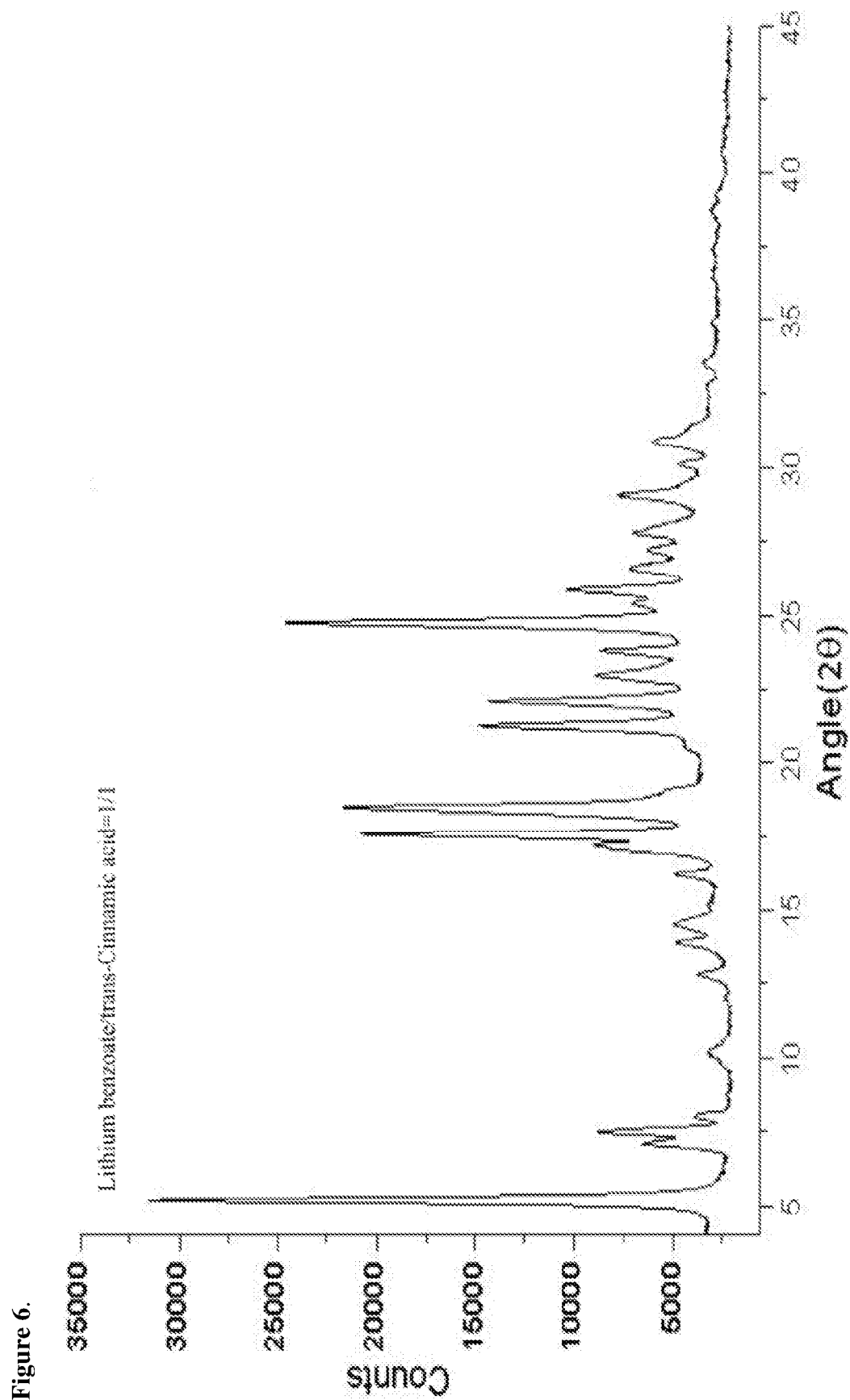
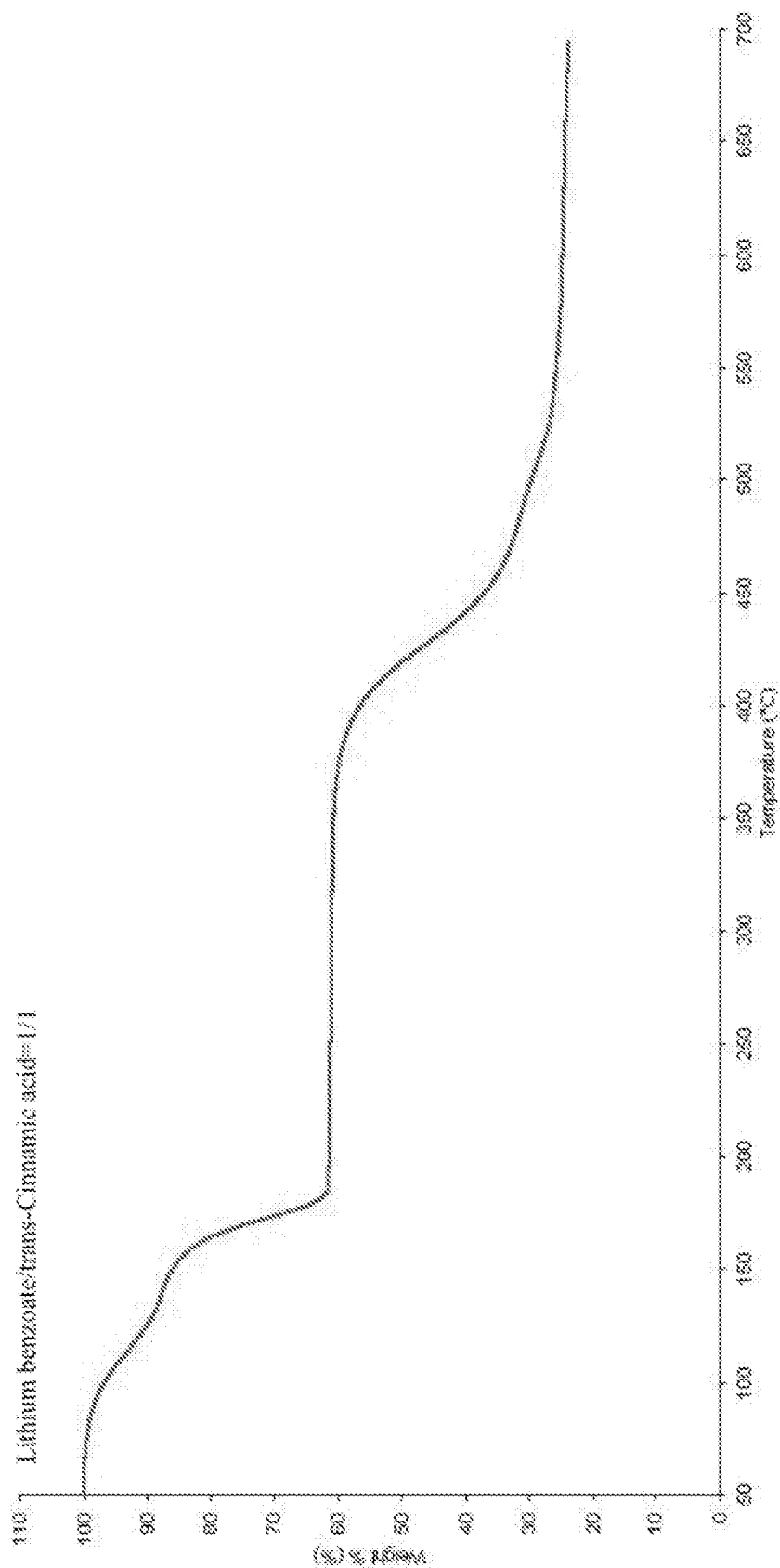


Figure 7.



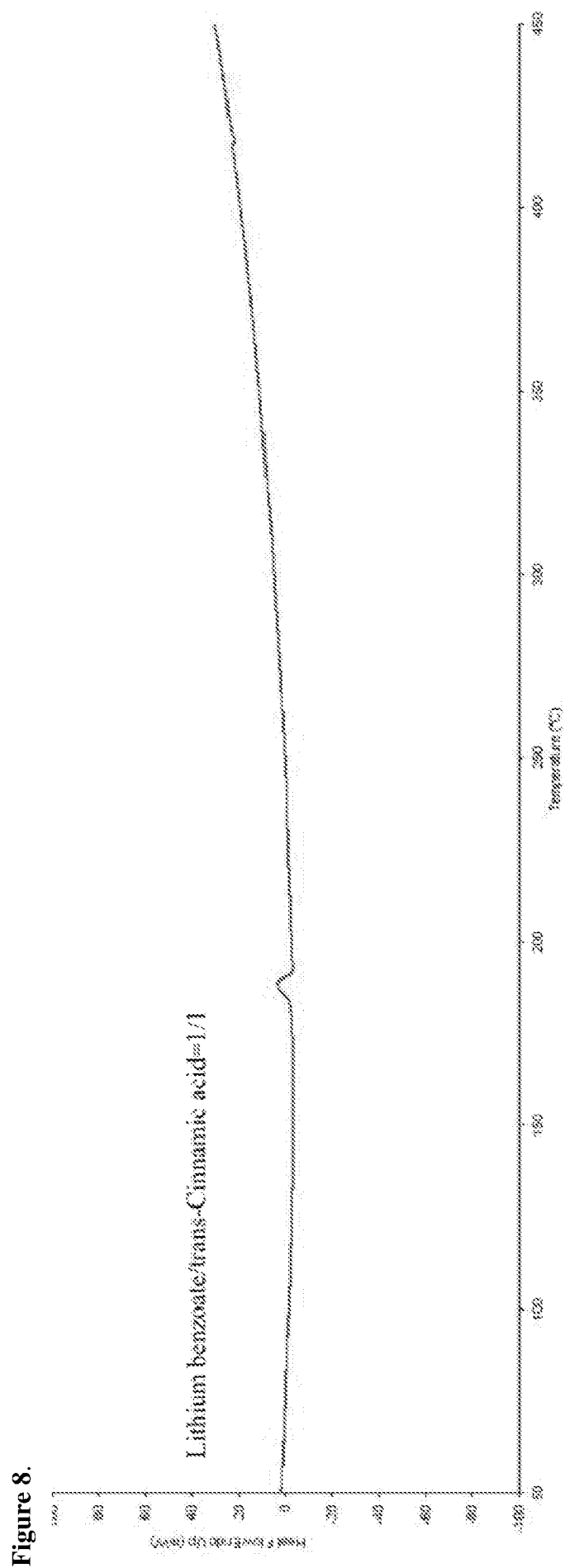
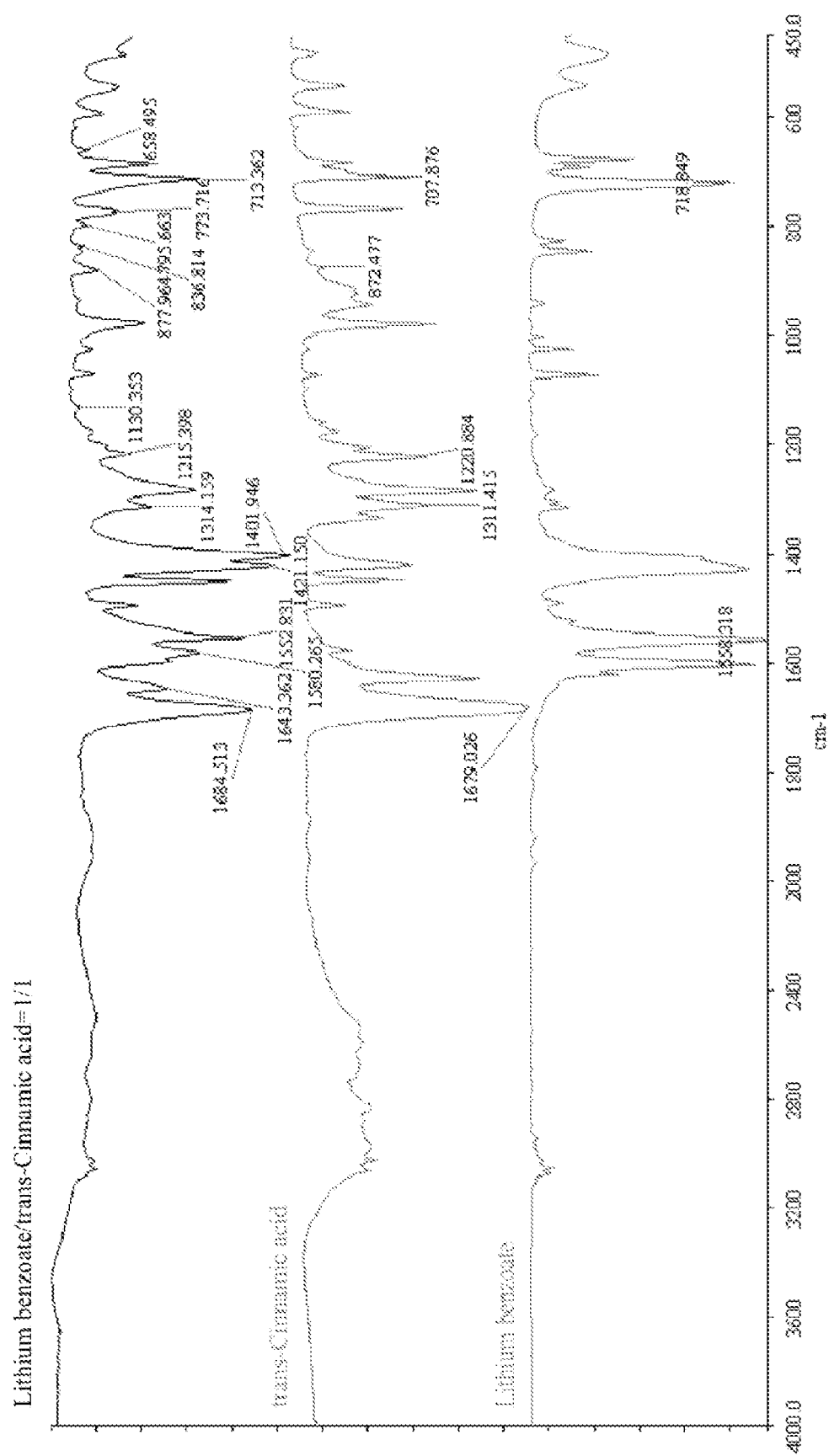


Figure 9.





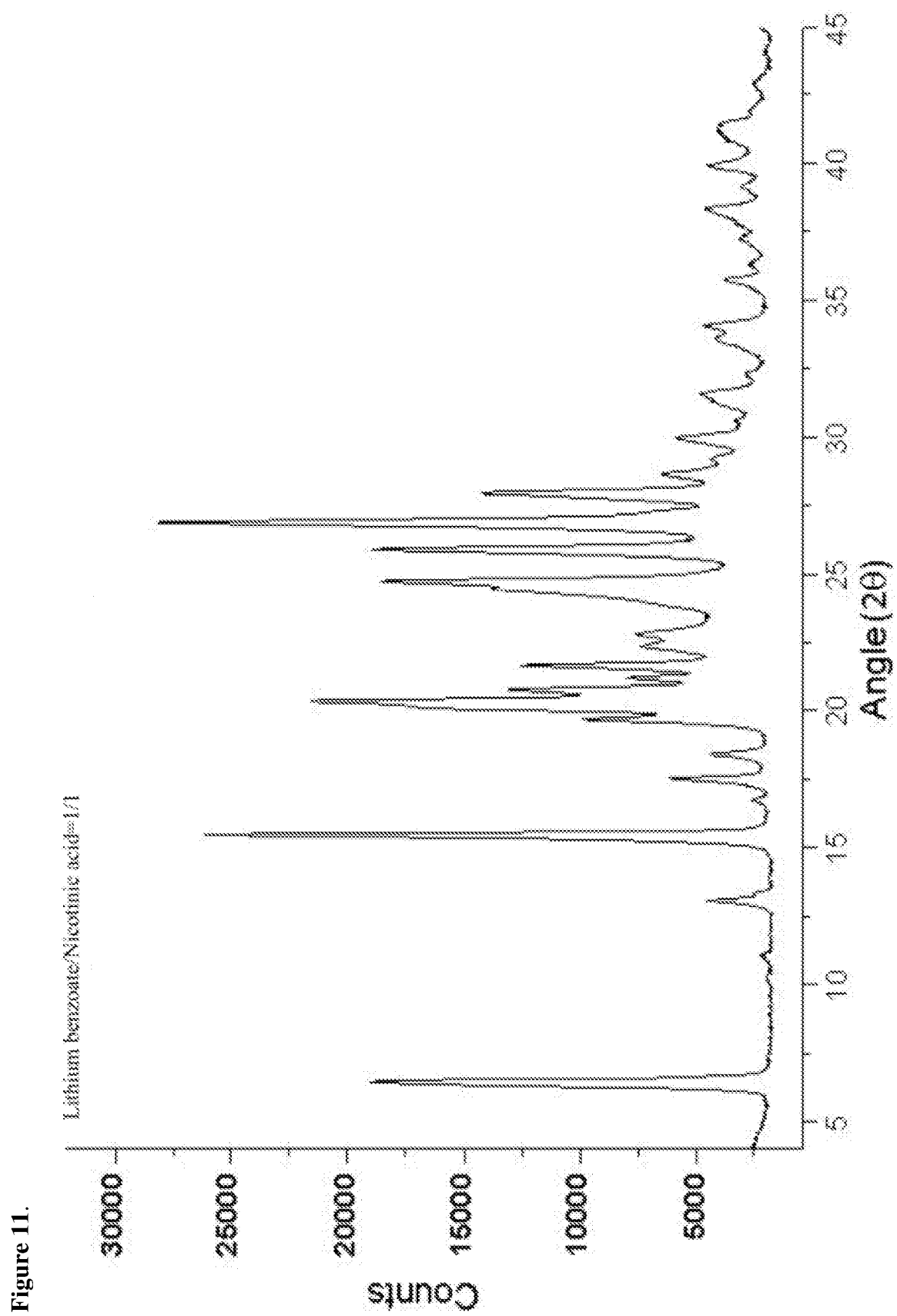




Figure 12.

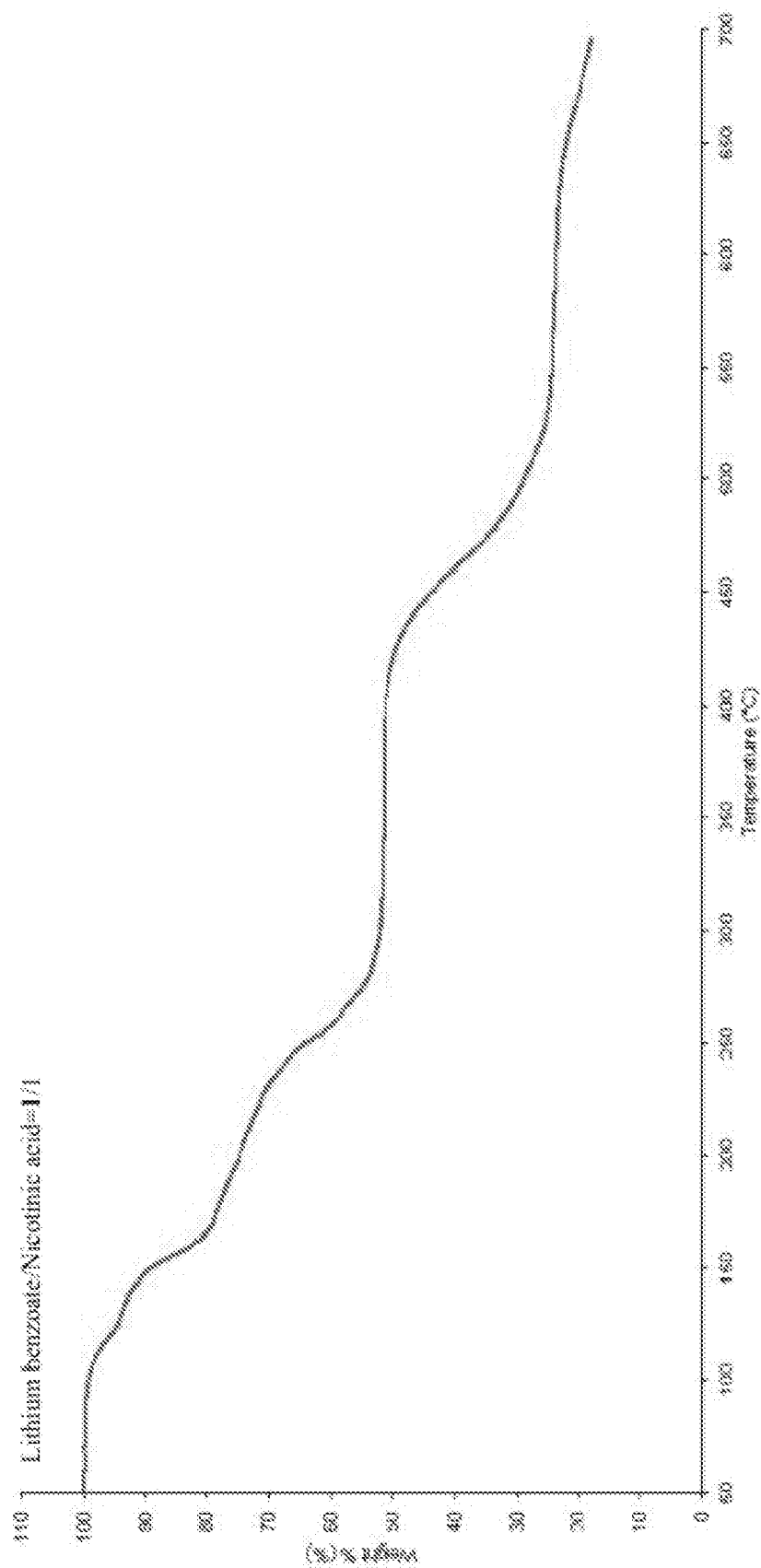


Figure 13.

