

(19) World Intellectual Property  
Organization  
International Bureau



(43) International Publication Date  
23 December 2004 (23.12.2004)

PCT

(10) International Publication Number  
**WO 2004/111058 A1**

(51) International Patent Classification<sup>7</sup>: **C07D 495/04**,  
A61K 31/519, A61P 35/00

(21) International Application Number:  
PCT/US2004/016954

(22) International Filing Date: 27 May 2004 (27.05.2004)

(25) Filing Language: English

(26) Publication Language: English

(30) Priority Data:  
60/474,684 30 May 2003 (30.05.2003) US

(71) Applicant (for all designated States except US): **CHIRON CORPORATION** [US/US]; P.O. Box 8097, Emeryville, CA 94662-8097 (US).

(72) Inventors; and

(75) Inventors/Applicants (for US only): **WANG, Weibo** [CN/US]; c/o Chiron Corporation, P.O. Box 8097, Emeryville, CA 94662-8097 (US). **LAGNITON, Liana, M.** [AU/US]; c/o Chiron Corporation, P.O. Box 8097, Emeryville, CA 94662-8097 (US). **CONSTANTINE, Ryan, N.** [US/US]; c/o Chiron Corporation, P.O. Box 8097, Emeryville, CA 94662-8097 (US). **BURGER, Matthew, T.** [US/US]; c/o Chiron Corporation, P.O. Box 8097, Emeryville, CA 94662-8097 (US).

(74) Agent: **RENZONI, George, E.**; Christensen O'Connor Johnson Kindness PLLC, Suite 2800, 1420 Fifth Avenue, Seattle, WA 98101 (US).

(81) Designated States (unless otherwise indicated, for every kind of national protection available): AE, AG, AL, AM, AT, AU, AZ, BA, BB, BG, BR, BW, BY, BZ, CA, CH, CN, CO, CR, CU, CZ, DE, DK, DM, DZ, EC, EE, EG, ES, FI, GB, GD, GE, GH, GM, HR, HU, ID, IL, IN, IS, JP, KE, KG, KP, KR, KZ, LC, LK, LR, LS, LT, LU, LV, MA, MD, MG, MK, MN, MW, MX, MZ, NA, NI, NO, NZ, OM, PG, PH, PL, PT, RO, RU, SC, SD, SE, SG, SK, SL, SY, TJ, TM, TN, TR, TT, TZ, UA, UG, US, UZ, VC, VN, YU, ZA, ZM, ZW.

(84) Designated States (unless otherwise indicated, for every kind of regional protection available): ARIPO (BW, GH, GM, KE, LS, MW, MZ, NA, SD, SL, SZ, TZ, UG, ZM, ZW), Eurasian (AM, AZ, BY, KG, KZ, MD, RU, TJ, TM), European (AT, BE, BG, CH, CY, CZ, DE, DK, EE, ES, FI, FR, GB, GR, HU, IE, IT, LU, MC, NL, PL, PT, RO, SE, SI, SK, TR), OAPI (BF, BJ, CF, CG, CI, CM, GA, GN, GQ, GW, ML, MR, NE, SN, TD, TG).

**Published:**

- with international search report
- before the expiration of the time limit for amending the claims and to be republished in the event of receipt of amendments

For two-letter codes and other abbreviations, refer to the "Guidance Notes on Codes and Abbreviations" appearing at the beginning of each regular issue of the PCT Gazette.

(54) Title: HETERORYL-FUSED PYRIMIDINYL COMPOUNDS AS ANTICANCER AGENTS

(57) Abstract: Heteroaryl-fused pyrimidinyl compounds, pharmaceutically acceptable salts, and prodrugs thereof; compositions that include a pharmaceutically acceptable carrier and one or more of the heteroaryl-fused pyrimidinyl compounds, either alone or in combination with at least one additional therapeutic agent. Methods of using the heteroaryl-fused pyrimidinyl compounds, either alone or in combination with at least one additional therapeutic agent, in the prophylaxis or treatment of proliferative diseases.



WO 2004/111058 A1

## HETEROARYL-FUSED PYRIMIDINYL COMPOUNDS AS ANTICANCER AGENTS

## FIELD OF THE INVENTION

The present invention relates to new heteroaryl-fused pyrimidinyl compounds,  
5 their pharmaceutically acceptable salts, and prodrugs thereof; compositions of the new  
compounds, either alone or in combination with at least one additional therapeutic agent,  
with a pharmaceutically acceptable carrier; and uses of the new compounds, either alone  
or in combination with at least one additional therapeutic agent, in the prophylaxis or  
treatment of proliferative diseases.

## 10 BACKGROUND OF THE INVENTION

Kinesins are motor proteins that use adenosine triphosphate to bind to  
microtubules and generate mechanical force. Kinesins are characterized by a motor  
domain having about 350 amino acid residues. The crystal structures of several kinesin  
motor domains have been resolved.

15 Currently, about one hundred kinesin-related proteins (KRP) have been identified.  
Kinesins are involved in a variety of cell biological processes including transport of  
organelles and vesicles, and maintenance of the endoplasmatic reticulum. Several KRPs  
interact with the microtubules of the mitotic spindle or with the chromosomes directly,  
and appear to play a pivotal role during the mitotic stages of the cell cycle. These mitotic  
20 KRPs are of particular interest for the development of cancer therapeutics.

KSP (also known as Eg5, HsKSP kinesin, KNSL1,) is one of several kinesin-like  
motor proteins that are localized to the mitotic spindle and known to be required for  
formation and/or function of the bipolar mitotic spindle.

In 1995, the depletion of KSP kinesin using an antibody directed against the  
25 C-terminus of KSP was shown to arrest HeLa cells in mitosis with monoastal  
microtubule arrays (Blangy et al., *Cell* 83:1159-1169, 1995). Mutations in bimC and  
cut7 genes, which are considered to be homologues of KSP kinesin, cause failure in  
centrosome separation in *Aspergillus nidulans* (Enos, A.P., and N.R. Morris,  
*Cell* 60:1019-1027, 1990) and *Schizosaccharomyces pombe* (Hagan, I., and M. Yanagida,  
30 *Nature* 347:563-566, 1990). Treatment of cells with either ATRA (all trans-retinoic  
acid), which reduces HsKSP kinesin expression on protein level, or depletion of HsKSP  
kinesin using antisense oligonucleotides revealed a significant growth inhibition in  
DAN-G pancreatic carcinoma cells indicating that HsKSP kinesin might be involved in

the antiproliferative action of all trans-retinoic acid (Kaiser, A., et al., *J. Biol. Chem.* 274, 18925-18931, 1999). Interestingly, the *Xenopus laevis* Aurora-related protein kinase pEg2 was shown to associate and phosphorylate XIKSP kinesin (Giet, R., et al., *J. Biol. Chem.* 274:15005-15013, 1999). Potential substrates of Aurora-related kinases are of particular interest for cancer drug development. For example, Aurora 1 and 2 kinases are overexpressed on protein and RNA level and the genes are amplified in colon cancer patients.

The first cell permeable small molecule inhibitor for HsKSP kinesin, "monastrol", was shown to arrest cells with monopolar spindles without affecting microtubule polymerization as do conventional chemotherapeutics such as taxanes and vinca alkaloids (Mayer, T.U., et al., *Science* 286:971-974, 1999). Monastrol was identified as an inhibitor in phenotype-based screens and it was suggested that this compound may serve as a lead for the development of anticancer drugs. The inhibition was determined not to be competitive in respect to adenosine triphosphate and to be rapidly reversible (DeBonis, S., et al., *Biochemistry* 42:338-349, 2003; Kapoor, T.M., et al., *J. Cell Biol.* 150:975-988, 2000).

Recently, other KSP kinesin inhibitors have been described. WO 02/057244 and WO 02/056880 describe phenothiazine compounds and triphenylmethane compounds, respectively, for treating proliferative diseases. WO 02/078639 describes cyano-substituted dihydropyrimidine compounds for treating proliferative diseases. U.S. Patent No. 6,472,521 describes oligonucleotides and oligonucleotide derivatives for inhibiting human KSP expression.

WO 01/98278, WO 01/30768, and WO 03/039460 describe quinazolinone compounds that are useful in treating cellular proliferative diseases associated with KSP kinesin activity. The compounds described in these references are 2-(2-aminomethyl)quinazolinone derivatives. The quinazolinone compounds described in WO 01/98278 and WO 01/30768 have 2-aminomethyl substituents that are either amine, amide, or sulfonamide substituents. The quinazolinone compounds described in WO 03/039460 have the amino group of the 2-aminomethyl substituent incorporated into a 5-12 membered nitrogen-containing heterocycle.

WO 03/050064 describes thienopyrimidinone compounds that are useful for treating cellular proliferative disease, for treating disorders associated with KSP kinesin activity, and for inhibiting KSP kinesin.

WO 03/103575 describes heterocyclic-fused pyrimidinone derivatives that are inhibitors of the mitotic kinesin KSP and that are useful in the treatment of cellular proliferative diseases. These derivatives are N-heterocyclic-fused pyrimidinone derivatives. Representative derivatives that are described include

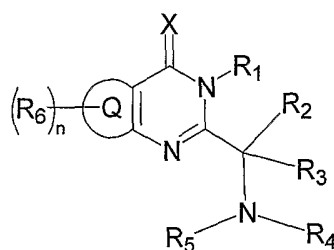
5 pyrido[ $\alpha,\beta$ - $\gamma$ ]pyrimidin- $\delta$ -ones, pyrimido[ $\alpha,\beta$ - $\gamma$ ]pyrimidin- $\delta$ -ones, pyrimido[ $\alpha,\beta$ - $\gamma$ ]pyridazin- $\delta$ -ones, and pteridin-4-ones.

### SUMMARY OF THE INVENTION

In one aspect of the present invention, new heteroaryl-fused pyrimidinyl compounds, their pharmaceutically acceptable salts, and prodrugs thereof are provided.

10 The heteroaryl-fused pyrimidinyl compounds, pharmaceutically acceptable salts, and prodrugs are KSP inhibitors and are useful in the treating cellular proliferation diseases.

In one embodiment, the heteroaryl-fused pyrimidinyl compounds have the formula (I):



15

(I)

wherein Q is heteroaryl;

X is O or S;

20  $R_1$  is hydrogen, or substituted or unsubstituted alkyl, alkenyl, alkynyl, aryl, heteroaryl, heterocyclyl, alkylsulfonyl, or arylsulfonyl;

$R_2$  is hydrogen, or substituted or unsubstituted alkyl, alkenyl, alkynyl, aryl, heteroaryl, heterocyclyl, alkylsulfonyl, arylsulfonyl, alkylcarboxy, aminocarboxy, aminocarbonyl, or alkylsulfonamido; or  $COR_7$ ,  $CO_2R_7$ ,  $CONR_8R_9$ ,  $S(O)_mR_{10}$ , or

25  $SO_2NR_{11}R_{12}$ ;

$R_3$  is cyano, substituted or unsubstituted arylsulfonyl, or  $CONR_8R_9$ ;

$R_4$  is hydrogen, or substituted or unsubstituted alkyl, alkenyl, alkynyl, aryl, heteroaryl, or heterocyclyl; or  $L-R_{13}$ , wherein L is a C1-C10 saturated or unsaturated

branched or unbranched carbon chain comprising one or more methylene groups, wherein one or more methylene groups are optionally independently replaced by O, N, or S; and wherein L is optionally substituted with one or two oxo groups and one or more C1-C10 branched or unbranched alkyl optionally substituted by one or more halogen atoms;

$R_5$  is hydrogen, or substituted or unsubstituted alkyl, alkenyl, alkynyl, alkoxy, aryl, heteroaryl, or heterocyclyl; or  $COR_7$ ,  $CO_2R_7$ ,  $CONR_8R_9$ , or  $SO_{(m)}R_{10}$ ;

$R_6$  is hydrogen, halogen, hydroxy, nitro, amino, cyano, alkoxy, alkylthio, methylenedioxy, or haloalkoxy; or substituted or unsubstituted alkyl, alkenyl, alkynyl, aryl, heteroaryl, alkylamino, dialkylamino, alkylsulfonyl, arylsulfonyl, alkylcarboxy, carboxyamino, carboxyamido, aminocarboxy, aminocarbonyl, or alkylsulfonamido;

$R_7$ ,  $R_8$ ,  $R_9$ ,  $R_{10}$ ,  $R_{11}$ , and  $R_{12}$  are independently selected from hydrogen, or substituted or unsubstituted alkyl, alkenyl, alkynyl, aryl, heteroaryl, or heterocyclyl; or  $R_8$  and  $R_9$ , or  $R_{11}$  and  $R_{12}$  taken together form a 3- to 7-membered carbocyclic or heterocyclic ring;

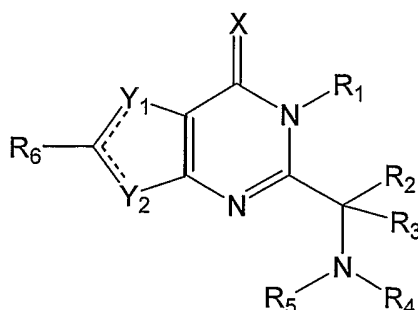
$R_{13}$  is amino, alkylamino, or dialkylamino; or substituted or unsubstituted guanidino or heterocyclyl;

$m = 0, 1, \text{ or } 2$ ; and

$n = 0, 1, 2, \text{ or } 3$ ; or

the tautomers, pharmaceutically acceptable salts, or prodrugs thereof.

In another embodiment, the heteroaryl-fused pyrimidinyl compounds have the formula (II):



(II)

wherein X is O or S;

$Y_1$  is S, O, or  $NR_{14}$  and  $Y_2$  is  $CR_{15}$ ; or

$Y_1$  is  $CR_{15}$  and  $Y_2$  is S, O, or  $NR_{14}$ ; or

$Y_1$  is N and  $Y_2$  is S, O, or  $NR_{14}$ ; or

5  $Y_1$  is S, O,  $NR_{14}$  and  $Y_2$  is N;

wherein, the dashed line represents a double bond to  $Y_1$ , when  $Y_1$  is  $CR_{15}$  or N, and a double bond to  $Y_2$ , when  $Y_2$  is  $CR_{15}$  or N;

$R_1$  is hydrogen, or substituted or unsubstituted alkyl, alkenyl, alkynyl, aryl, heteroaryl, heterocyclyl, alkylsulfonyl, or arylsulfonyl;

10  $R_2$  is hydrogen, or substituted or unsubstituted alkyl, alkenyl, alkynyl, aryl, heteroaryl, heterocyclyl, alkylsulfonyl, arylsulfonyl, alkylcarboxy, aminocarboxy, aminocarbonyl, or alkylsulfonamido; or  $COR_7$ ,  $CO_2R_7$ ,  $CONR_8R_9$ ,  $S(O)_mR_{10}$ , or  $SO_2NR_{11}R_{12}$ ;

$R_3$  is cyano, substituted or unsubstituted arylsulfonyl, or  $CONR_8R_9$ ;

15  $R_4$  is hydrogen, or substituted or unsubstituted alkyl, alkenyl, alkynyl, aryl, heteroaryl, or heterocyclyl; or  $L-R_{13}$ , wherein L is a C1-C10 saturated or unsaturated branched or unbranched carbon chain comprising one or more methylene groups, wherein one or more methylene groups are optionally independently replaced by O, N, or S; and wherein L is optionally substituted with one or two oxo groups and one or more  
20 C1-C10 branched or unbranched alkyl optionally substituted by one or more halogen atoms;

$R_5$  is hydrogen, or substituted or unsubstituted alkyl, alkenyl, alkynyl, alkoxy, aryl, heteroaryl, or heterocyclyl; or  $COR_7$ ,  $CO_2R_7$ ,  $CONR_8R_9$ , or  $SO_{(m)}R_{10}$ ;

25  $R_6$  is hydrogen, halogen, hydroxy, nitro, amino, cyano, alkoxy, alkylthio, methylenedioxy, or haloalkoxy; or substituted or unsubstituted alkyl, alkenyl, alkynyl, aryl, heteroaryl, alkylamino, dialkylamino, alkylsulfonyl, arylsulfonyl, alkylcarboxy, carboxyamino, carboxyamido, aminocarboxy, aminocarbonyl, or alkylsulfonamido;

$R_7$ ,  $R_8$ ,  $R_9$ ,  $R_{10}$ ,  $R_{11}$ , and  $R_{12}$  are independently selected from hydrogen, or substituted or unsubstituted alkyl, alkenyl, alkynyl, aryl, heteroaryl, or heterocyclyl; or  $R_8$   
30 and  $R_9$ , or  $R_{11}$  and  $R_{12}$  taken together form a 3- to 7-membered carbocyclic or heterocyclic ring;

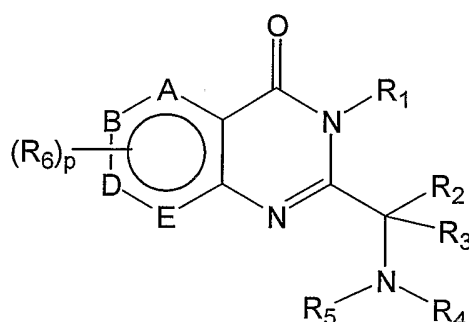
$R_{13}$  is amino, alkylamino, or dialkylamino; or substituted or unsubstituted guanidino or heterocyclyl;

$R_{14}$  and  $R_{15}$  are independently selected from hydrogen, or substituted or unsubstituted alkyl, alkenyl, alkynyl, aryl, heteroaryl, or heterocyclyl;

$m = 0, 1, \text{ or } 2$ ; or

the tautomers, pharmaceutically acceptable salts, or prodrugs thereof.

- 5 In another embodiment, the heteroaryl-fused pyrimidinyl compounds have the formula (III):



- 10 (III)

wherein, A, B, D, and E are independently selected from N, CH, or  $CR_6$ , with the proviso that at least one, but no more than two of A, B, D, or E are N;

$R_1$  is hydrogen, or substituted or unsubstituted alkyl, alkenyl, alkynyl, aryl, heteroaryl, heterocyclyl, alkylsulfonyl, or arylsulfonyl;

- 15  $R_2$  is hydrogen, or substituted or unsubstituted alkyl, alkenyl, alkynyl, aryl, heteroaryl, heterocyclyl, alkylsulfonyl, arylsulfonyl, alkylcarboxy, aminocarboxy, aminocarbonyl, or alkylsulfonamido; or  $COR_7$ ,  $CO_2R_7$ ,  $CONR_8R_9$ ,  $S(O)_mR_{10}$ , or  $SO_2NR_{11}R_{12}$ ;

$R_3$  is cyano, substituted or unsubstituted arylsulfonyl, or  $CONR_8R_9$ ;

- 20  $R_4$  is hydrogen, or substituted or unsubstituted alkyl, alkenyl, alkynyl, aryl, heteroaryl, or heterocyclyl; or  $L-R_{13}$ , wherein L is a C1-C10 saturated or unsaturated branched or unbranched carbon chain comprising one or more methylene groups, wherein one or more methylene groups are optionally independently replaced by O, N, or S; and wherein L is optionally substituted with one or two oxo groups and one or more  
25 C1-C10 branched or unbranched alkyl optionally substituted by one or more halogen atoms;

$R_5$  is hydrogen, or substituted or unsubstituted alkyl, alkenyl, alkynyl, alkoxy, aryl, heteroaryl, or heterocyclyl; or  $COR_7$ ,  $CO_2R_7$ ,  $CONR_8R_9$ , or  $SO_{(m)}R_{10}$ ;

$R_6$  is hydrogen, halogen, hydroxy, nitro, amino, cyano, alkoxy, alkylthio, methylenedioxy, or haloalkoxy; or substituted or unsubstituted alkyl, alkenyl, alkynyl, aryl, heteroaryl, alkylamino, dialkylamino, alkylsulfonyl, arylsulfonyl, alkylcarboxy, carboxyamino, carboxyamido, aminocarboxy, aminocarbonyl, or alkylsulfonamido;

$R_7$ ,  $R_8$ ,  $R_9$ ,  $R_{10}$ ,  $R_{11}$ , and  $R_{12}$  are independently selected from hydrogen, or substituted or unsubstituted alkyl, alkenyl, alkynyl, aryl, heteroaryl, or heterocyclyl; or  $R_8$  and  $R_9$ , or  $R_{11}$  and  $R_{12}$  taken together form a 3- to 7-membered carbocyclic or heterocyclic ring;

$R_{13}$  is amino, alkylamino, or dialkylamino; or substituted or unsubstituted guanidino or heterocyclyl;

$m = 0, 1, \text{ or } 2$ ; and

$p = 0, 1, 2, \text{ or } 3$ ; or

the tautomers, pharmaceutically acceptable salts, or prodrugs thereof.

In another aspect, the present invention provides methods for treating proliferative diseases in a human or animal subject in need of such treatment comprising administering to said subject an amount of a compound of formula (I), (II), or (III) effective to reduce or prevent cellular proliferation in the subject.

In another aspect, the present invention provides methods for treating proliferative diseases in a human or animal subject in need of such treatment, comprising administering to said subject an amount of a compound of formula (I), (II), or (III) effective to reduce or prevent cellular proliferation in the subject in combination with at least one additional agent for the treatment of cancer.

In other aspects, the present invention provides therapeutic compositions, comprising at least one compound of formula (I), (II), or (III) in combination with one or more additional agents for the treatment of cancer, as are commonly employed in cancer therapy.

The compounds of the invention are useful in the treatment of cancers, including, for example, lung and bronchus; prostate; breast; pancreas; colon and rectum; thyroid; stomach; liver and intrahepatic bile duct; kidney and renal pelvis; urinary bladder; uterine corpus; uterine cervix; ovary; multiple myeloma; esophagus; acute myelogenous leukemia; chronic myelogenous leukemia; lymphocytic leukemia; myeloid leukemia;



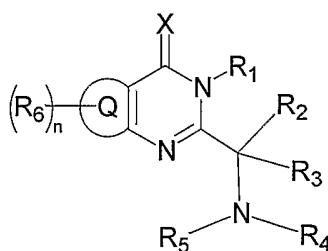
brain; oral cavity and pharynx; larynx; small intestine; non-hodgkin lymphoma; melanoma; and villous colon adenoma.

The invention further provides compositions, kits, methods of use, and methods of manufacture as described in the detailed description of the invention.

## 5 DETAILED DESCRIPTION OF THE PREFERRED EMBODIMENT

In one aspect of the present invention, new heteroaryl-fused pyrimidinyl compounds, their pharmaceutically acceptable salts, and prodrugs thereof are provided. The heteroaryl-fused pyrimidinyl compounds, pharmaceutically acceptable salts, and prodrugs are KSP inhibitors and are useful in the treating cellular proliferation diseases.

10 In one embodiment, the heteroaryl-fused pyrimidinyl compounds have the formula (I):



15 (I)

wherein Q is heteroaryl;

X is O or S;

R<sub>1</sub> is hydrogen, or substituted or unsubstituted alkyl, alkenyl, alkynyl, aryl, heteroaryl, heterocyclyl, alkylsulfonyl, or arylsulfonyl;

20 R<sub>2</sub> is hydrogen, or substituted or unsubstituted alkyl, alkenyl, alkynyl, aryl, heteroaryl, heterocyclyl, alkylsulfonyl, arylsulfonyl, alkylcarboxy, aminocarboxy, aminocarbonyl, or alkylsulfonamido; or COR<sub>7</sub>, CO<sub>2</sub>R<sub>7</sub>, CONR<sub>8</sub>R<sub>9</sub>, S(O)<sub>m</sub>R<sub>10</sub>, or SO<sub>2</sub>NR<sub>11</sub>R<sub>12</sub>;

R<sub>3</sub> is cyano, substituted or unsubstituted arylsulfonyl, or CONR<sub>8</sub>R<sub>9</sub>;

25 R<sub>4</sub> is hydrogen, or substituted or unsubstituted alkyl, alkenyl, alkynyl, aryl, heteroaryl, or heterocyclyl; or L-R<sub>13</sub>, wherein L is a C1-C10 saturated or unsaturated branched or unbranched carbon chain comprising one or more methylene groups, wherein one or more methylene groups are optionally independently replaced by O, N, or S; and

wherein L is optionally substituted with one or two oxo groups and one or more C1-C10 branched or unbranched alkyl optionally substituted by one or more halogen atoms;

5  $R_5$  is hydrogen, or substituted or unsubstituted alkyl, alkenyl, alkynyl, alkoxy, aryl, heteroaryl, or heterocyclyl; or  $COR_7$ ,  $CO_2R_7$ ,  $CONR_8R_9$ , or  $SO_{(m)}R_{10}$ ;

$R_6$  is hydrogen, halogen, hydroxy, nitro, amino, cyano, alkoxy, alkylthio, methylenedioxy, or haloalkoxy; or substituted or unsubstituted alkyl, alkenyl, alkynyl, aryl, heteroaryl, alkylamino, dialkylamino, alkylsulfonyl, arylsulfonyl, alkylcarboxy, carboxyamino, carboxyamido, aminocarboxy, aminocarbonyl, or alkylsulfonamido;

10  $R_7$ ,  $R_8$ ,  $R_9$ ,  $R_{10}$ ,  $R_{11}$ , and  $R_{12}$  are independently selected from hydrogen, or substituted or unsubstituted alkyl, alkenyl, alkynyl, aryl, heteroaryl, or heterocyclyl; or  $R_8$  and  $R_9$ , or  $R_{11}$  and  $R_{12}$  taken together form a 3- to 7-membered carbocyclic or heterocyclic ring;

$R_{13}$  is amino, alkylamino, or dialkylamino; or substituted or unsubstituted  
15 guanidino or heterocyclyl;

$m = 0, 1, \text{ or } 2$ ; and

$n = 0, 1, 2, \text{ or } 3$ ; or

the tautomers, pharmaceutically acceptable salts, or prodrugs thereof.

Suitable Q groups include thienyl, thiazolyl, imidazolyl, pyrazolyl, pyridyl,  
20 pyridazinyl, piperazinyl, azetidiny, triazolyl, benzimidazolyl, benzothiazolyl, and benzoxazolyl groups. In one embodiment, Q is thienyl. In another embodiment, Q is pyridyl.

Suitable substituted alkyl groups include arylalkyl, heteroarylalkyl, heterocyclyalkyl, aminoalkyl, alkylaminoalkyl, dialkylaminoalkyl, and sulfonamidoalkyl  
25 groups.

In one embodiment, X is O.

In one embodiment,  $R_1$  is arylalkyl. In one embodiment, the arylalkyl is benzyl.

In one embodiment,  $R_2$  is hydrogen and  $R_3$  is  $CONR_8R_9$ . In one embodiment,  $R_8$  and  $R_9$  are independently selected from hydrogen, methyl, ethyl, or isopropyl.

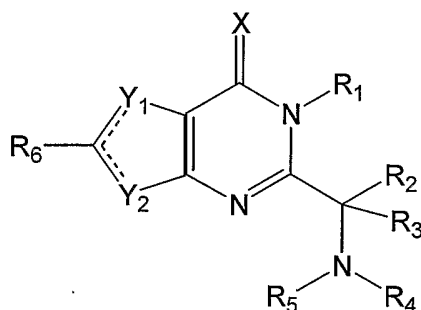
30 In one embodiment,  $R_4$  is L- $R_{13}$ . In one embodiment, L- $R_{13}$  is aminoalkyl. In one embodiment, the aminoalkyl is aminopropyl, alkylaminopropyl, or dialkylaminopropyl. In one embodiment, L- $R_{13}$  is aminopropyl.

In one embodiment,  $R_5$  is hydrogen, alkyl, aryl, or  $COR_7$ . In one embodiment,  $R_5$  is  $COR_7$ .

In one embodiment,  $R_7$  is substituted or unsubstituted aryl or heteroaryl. In one embodiment,  $R_7$  is alkyl- or halogen-substituted aryl. In one embodiment,  $R_7$  is substituted or unsubstituted phenyl, pyridyl, or pyrazinyl.

In one embodiment,  $R_6$  is hydrogen, alkyl, chloro, or bromo.

In another embodiment, the heteroaryl-fused pyrimidinyl compounds have the formula (II):



(II)

wherein X is O or S;

$Y_1$  is S, O, or  $NR_{14}$  and  $Y_2$  is  $CR_{15}$ ; or

$Y_1$  is  $CR_{15}$  and  $Y_2$  is S, O, or  $NR_{14}$ ; or

$Y_1$  is N and  $Y_2$  is S, O, or  $NR_{14}$ ; or

$Y_1$  is S, O,  $NR_{14}$  and  $Y_2$  is N;

wherein, the dashed line represents a double bond to  $Y_1$ , when  $Y_1$  is  $CR_{15}$  or N, and a double bond to  $Y_2$ , when  $Y_2$  is  $CR_{15}$  or N;

$R_1$  is hydrogen, or substituted or unsubstituted alkyl, alkenyl, alkynyl, aryl, heteroaryl, heterocyclyl, alkylsulfonyl, or arylsulfonyl;

$R_2$  is hydrogen, or substituted or unsubstituted alkyl, alkenyl, alkynyl, aryl, heteroaryl, heterocyclyl, alkylsulfonyl, arylsulfonyl, alkylcarboxy, aminocarboxy, aminocarbonyl, or alkylsulfonamido; or  $COR_7$ ,  $CO_2R_7$ ,  $CONR_8R_9$ ,  $S(O)_mR_{10}$ , or  $SO_2NR_{11}R_{12}$ ;

$R_3$  is cyano, substituted or unsubstituted arylsulfonyl, or  $CONR_8R_9$ ;

$R_4$  is hydrogen, or substituted or unsubstituted alkyl, alkenyl, alkynyl, aryl, heteroaryl, or heterocyclyl; or  $L-R_{13}$ , wherein L is a C1-C10 saturated or unsaturated branched or unbranched carbon chain comprising one or more methylene groups, wherein one or more methylene groups are optionally independently replaced by O, N, or S; and  
 5 wherein L is optionally substituted with one or two oxo groups and one or more C1-C10 branched or unbranched alkyl optionally substituted by one or more halogen atoms;

$R_5$  is hydrogen, or substituted or unsubstituted alkyl, alkenyl, alkynyl, alkoxy, aryl, heteroaryl, or heterocyclyl; or  $COR_7$ ,  $CO_2R_7$ ,  $CONR_8R_9$ , or  $SO_{(m)}R_{10}$ ;

10  $R_6$  is hydrogen, halogen, hydroxy, nitro, amino, cyano, alkoxy, alkylthio, methylenedioxy, or haloalkoxy; or substituted or unsubstituted alkyl, alkenyl, alkynyl, aryl, heteroaryl, alkylamino, dialkylamino, alkylsulfonyl, arylsulfonyl, alkylcarboxy, carboxyamino, carboxyamido, aminocarboxy, aminocarbonyl, or alkylsulfonamido;

$R_7$ ,  $R_8$ ,  $R_9$ ,  $R_{10}$ ,  $R_{11}$ , and  $R_{12}$  are independently selected from hydrogen, or  
 15 substituted or unsubstituted alkyl, alkenyl, alkynyl, aryl, heteroaryl, or heterocyclyl; or  $R_8$  and  $R_9$ , or  $R_{11}$  and  $R_{12}$  taken together form a 3- to 7-membered carbocyclic or heterocyclic ring;

$R_{13}$  is amino, alkylamino, or dialkylamino; or substituted or unsubstituted guanidino or heterocyclyl;

20  $R_{14}$  and  $R_{15}$  are independently selected from hydrogen, or substituted or unsubstituted alkyl, alkenyl, alkynyl, aryl, heteroaryl, or heterocyclyl;

$m = 0, 1, \text{ or } 2$ ; or

the tautomers, pharmaceutically acceptable salts, or prodrugs thereof.

Suitable substituted alkyl groups include arylalkyl, heteroarylalkyl,  
 25 heterocyclalkyl, aminoalkyl, alkylaminoalkyl, dialkylaminoalkyl, and sulfonamidoalkyl groups.

In one embodiment, X is O.

In one embodiment,  $R_1$  is arylalkyl. In one embodiment, the arylalkyl is benzyl.

In one embodiment,  $R_2$  is hydrogen and  $R_3$  is  $CONR_8R_9$ . In one embodiment,  $R_8$   
 30 and  $R_9$  are independently selected from hydrogen, methyl, ethyl, or isopropyl.

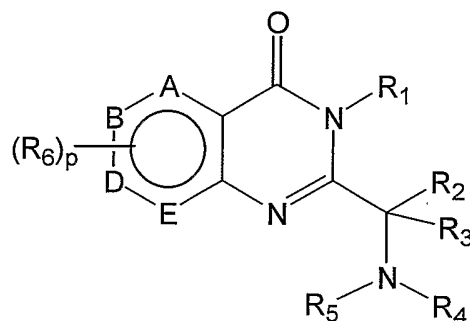
In one embodiment,  $R_4$  is  $L-R_{13}$ . In one embodiment,  $L-R_{13}$  is aminoalkyl. In one embodiment, the aminoalkyl is aminopropyl, alkylaminopropyl, or dialkylaminopropyl. In one embodiment,  $L-R_{13}$  is aminopropyl.

In one embodiment,  $R_5$  is hydrogen, alkyl, aryl, or  $COR_7$ . In one embodiment,  $R_5$  is  $COR_7$ .

In one embodiment,  $R_7$  is substituted or unsubstituted aryl or heteroaryl. In one embodiment,  $R_7$  is alkyl- or halogen-substituted aryl. In one embodiment,  $R_7$  is substituted or unsubstituted phenyl, pyridyl, or pyrazinyl.

In one embodiment,  $R_6$  is hydrogen, alkyl, chloro, or bromo.

In another embodiment, the heteroaryl-fused pyrimidinyl compounds have the formula (III):



(III)

wherein, A, B, D, and E are independently selected from N, CH, or  $CR_6$ , with the proviso that at least one, but no more than two of A, B, D, or E are N;

$R_1$  is hydrogen, or substituted or unsubstituted alkyl, alkenyl, alkynyl, aryl, heteroaryl, heterocyclyl, alkylsulfonyl, or arylsulfonyl;

$R_2$  is hydrogen, or substituted or unsubstituted alkyl, alkenyl, alkynyl, aryl, heteroaryl, heterocyclyl, alkylsulfonyl, arylsulfonyl, alkylcarboxy, aminocarboxy, aminocarbonyl, or alkylsulfonylamido; or  $COR_7$ ,  $CO_2R_7$ ,  $CONR_8R_9$ ,  $S(O)_mR_{10}$ , or  $SO_2NR_{11}R_{12}$ ;

$R_3$  is cyano, substituted or unsubstituted arylsulfonyl, or  $CONR_8R_9$ ;

$R_4$  is hydrogen, or substituted or unsubstituted alkyl, alkenyl, alkynyl, aryl, heteroaryl, or heterocyclyl; or  $L-R_{13}$ , wherein L is a C1-C10 saturated or unsaturated branched or unbranched carbon chain comprising one or more methylene groups, wherein one or more methylene groups are optionally independently replaced by O, N, or S; and wherein L is optionally substituted with one or two oxo groups and one or more

C1-C10 branched or unbranched alkyl optionally substituted by one or more halogen atoms;

$R_5$  is hydrogen, or substituted or unsubstituted alkyl, alkenyl, alkynyl, alkoxy, aryl, heteroaryl, or heterocyclyl; or  $COR_7$ ,  $CO_2R_7$ ,  $CONR_8R_9$ , or  $SO_{(m)}R_{10}$ ;

5  $R_6$  is hydrogen, halogen, hydroxy, nitro, amino, cyano, alkoxy, alkylthio, methylenedioxy, or haloalkoxy; or substituted or unsubstituted alkyl, alkenyl, alkynyl, aryl, heteroaryl, alkylamino, dialkylamino, alkylsulfonyl, arylsulfonyl, alkylcarboxy, carboxyamino, carboxyamido, aminocarboxy, aminocarbonyl, or alkylsulfonamido;

10  $R_7$ ,  $R_8$ ,  $R_9$ ,  $R_{10}$ ,  $R_{11}$ , and  $R_{12}$  are independently selected from hydrogen, or substituted or unsubstituted alkyl, alkenyl, alkynyl, aryl, heteroaryl, or heterocyclyl; or  $R_8$  and  $R_9$ , or  $R_{11}$  and  $R_{12}$  taken together form a 3- to 7-membered carbocyclic or heterocyclic ring;

$R_{13}$  is amino, alkylamino, or dialkylamino; or substituted or unsubstituted guanidino or heterocyclyl;

15  $m = 0, 1, \text{ or } 2$ ; and

$p = 0, 1, 2, \text{ or } 3$ ; or

the tautomers, pharmaceutically acceptable salts, or prodrugs thereof.

In one embodiment, A is N. In one embodiment when A is N, D is  $CR_6$  and  $R_6$  is chloro. In one embodiment when A is N, B and E are CH, D is  $CR_6$ , and  $R_6$  is chloro.

20 Suitable substituted alkyl groups include arylalkyl, heteroarylalkyl, heterocyclyalkyl, aminoalkyl, alkylaminoalkyl, dialkylaminoalkyl, and sulfonamidoalkyl groups.

In one embodiment, X is O.

In one embodiment,  $R_1$  is arylalkyl. In one embodiment, the arylalkyl is benzyl.

25 In one embodiment,  $R_2$  is hydrogen and  $R_3$  is  $CONR_8R_9$ . In one embodiment,  $R_8$  and  $R_9$  are independently selected from hydrogen, methyl, ethyl, or isopropyl.

In one embodiment,  $R_4$  is L- $R_{13}$ . In one embodiment, L- $R_{13}$  is aminoalkyl. In one embodiment, the aminoalkyl is aminopropyl, alkylaminopropyl, or dialkylaminopropyl. In one embodiment, L- $R_{13}$  is aminopropyl.

30 In one embodiment,  $R_5$  is hydrogen, alkyl, aryl, or  $COR_7$ . In one embodiment,  $R_5$  is  $COR_7$ .

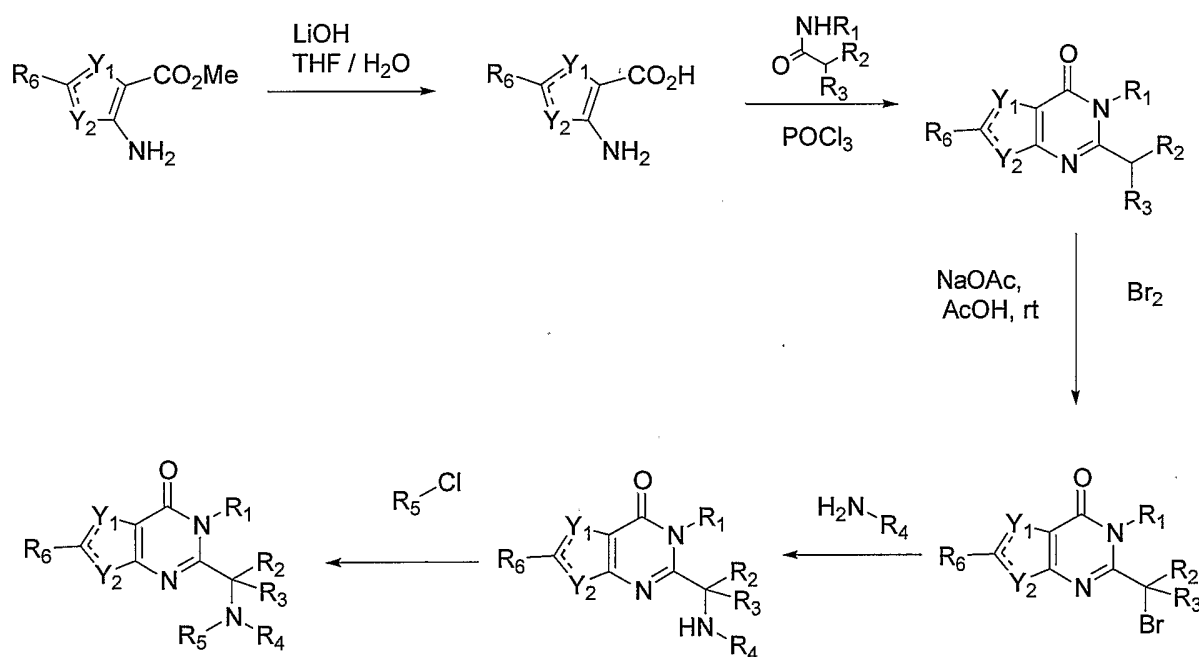
In one embodiment,  $R_7$  is substituted or unsubstituted aryl or heteroaryl. In one embodiment,  $R_7$  is alkyl- or halogen-substituted aryl. In one embodiment,  $R_7$  is substituted or unsubstituted phenyl, pyridyl, or pyrazinyl.

In one embodiment,  $R_6$  is hydrogen, alkyl, chloro, or bromo.

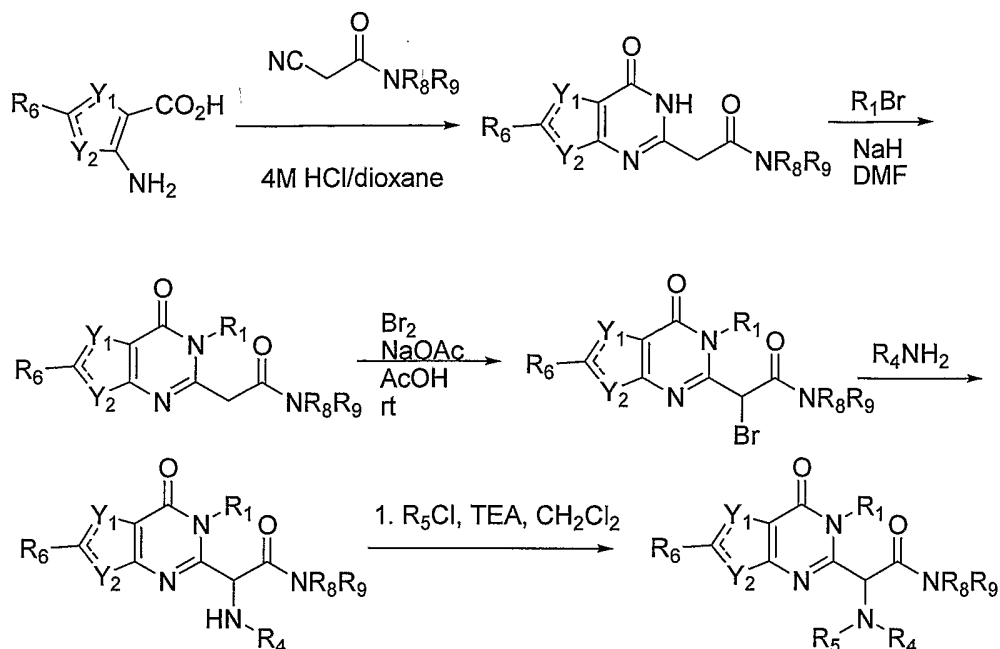
5 In other aspects, the present invention provides methods for manufacture of compounds of formula (I), (II), and (III). Methods of making representative compounds are described in Example 1 and illustrated schematically below. It is further contemplated that, in addition to the compounds of formula (I), (II), and (III), intermediates and their corresponding methods of syntheses are included within the scope  
10 of the invention.

Compounds of formula (I) and (II) may be prepared as illustrated schematically in Schemes 1, 2, and 3 shown below.

Scheme 1



Scheme 2

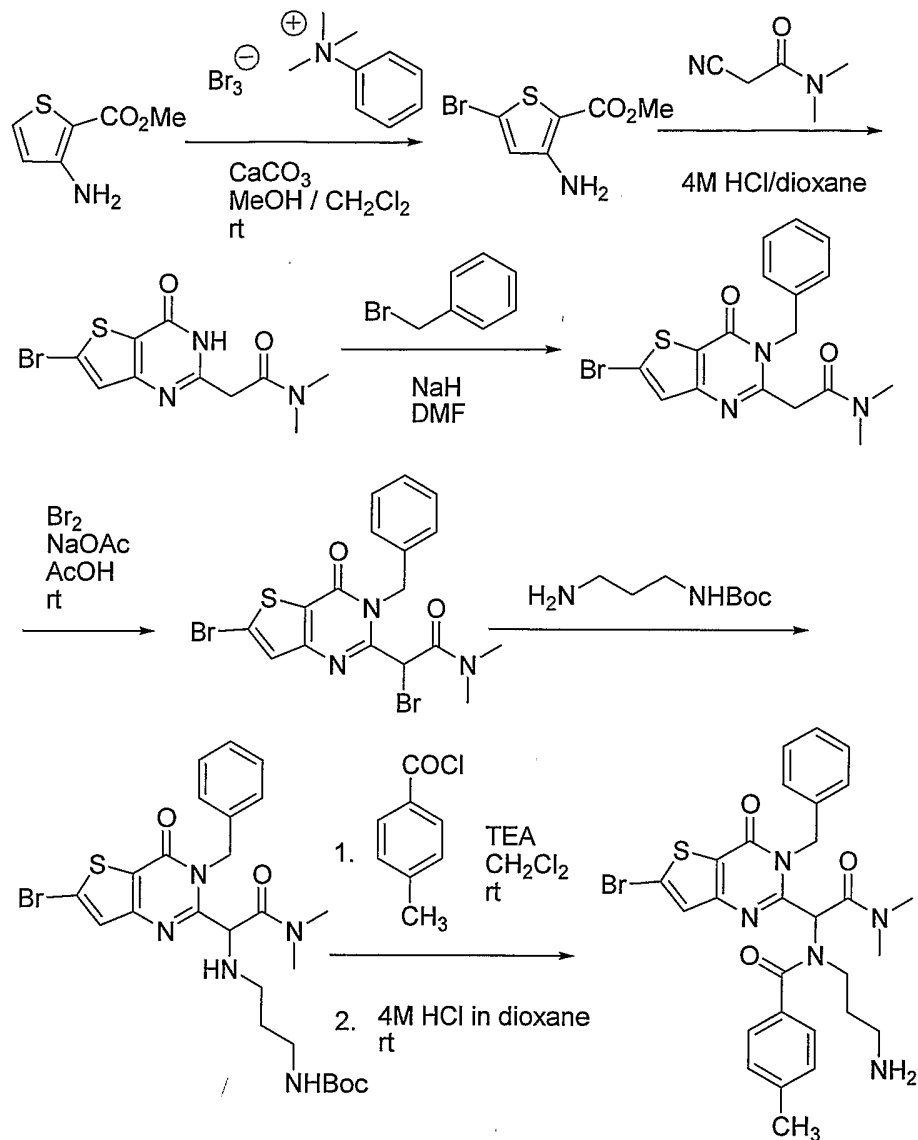


5

The synthesis of a representative thienyl-fused pyrimidin-4-one compound is described in Example 1. A schematic illustration of the preparation of the representative thienyl-fused pyrimidin-4-one compound described in Example 1 is shown below (Scheme 3).



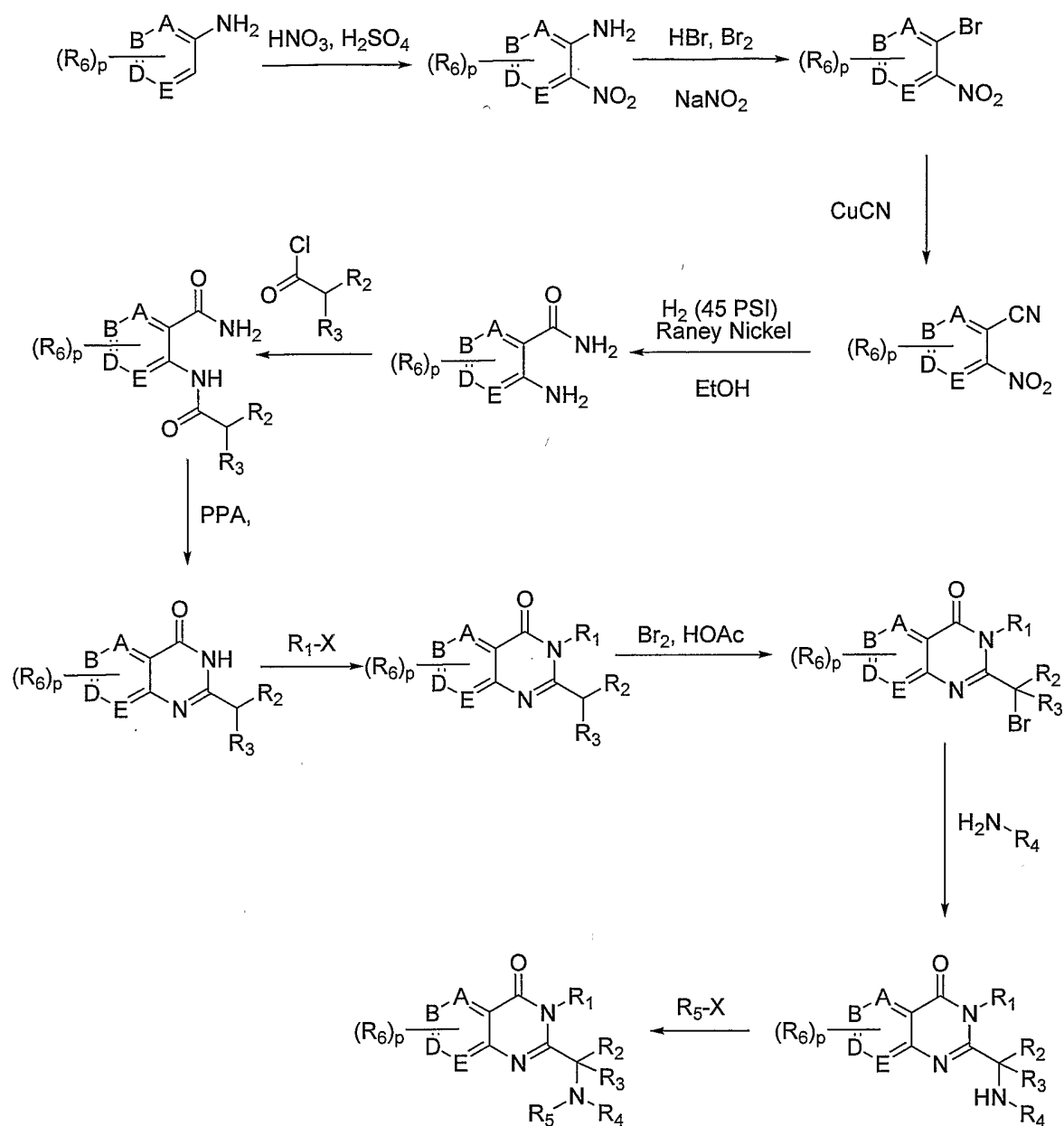
Scheme 3



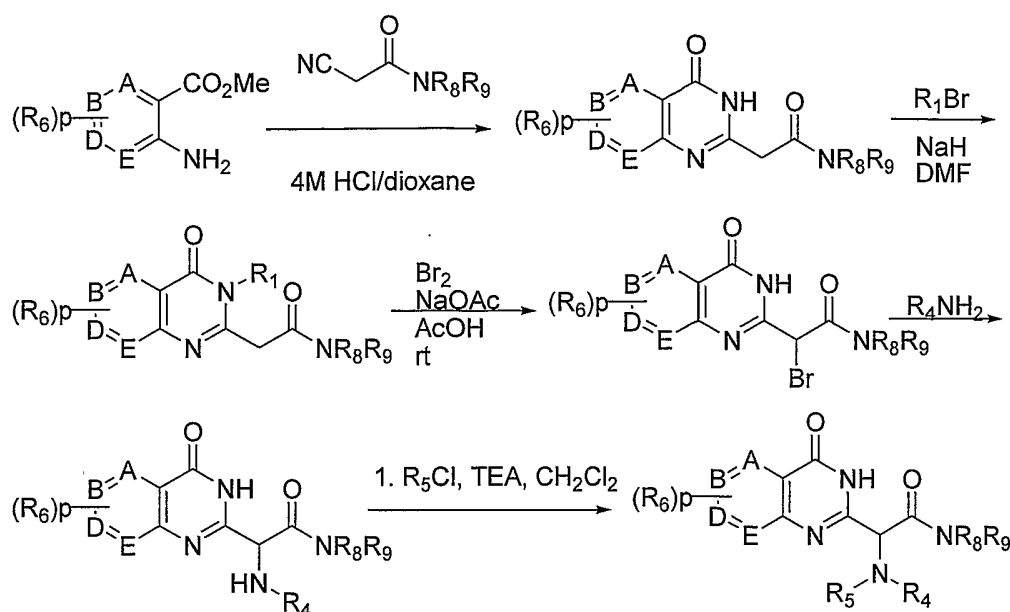
5 Representative thienyl-fused pyrimidin-4-one compounds of the invention are shown in Table 1.

Compounds of formula (I) and (III) may be prepared as illustrated schematically in Schemes 4 and 5 below.

Scheme 4



Scheme 5



5 In other aspects, the present invention provides compositions that include at least one of the KSP inhibitors described herein, and methods that utilize the KSP inhibitors described herein.

In one aspect, the present invention provides pharmaceutical compositions comprising at least one heteroaryl-fused pyrimidinyl compound (e.g., a compound of  
10 formula (I), (II), or (III)) together with a pharmaceutically acceptable carrier suitable for administration to a human or animal subject, either alone or together with other anticancer agents.

A number of suitable anticancer agents to be used as combination therapeutics are contemplated for use in the compositions and methods of the present invention. Suitable  
15 anticancer agents to be used in combination with the compounds of the invention include agents that induce apoptosis; polynucleotides (e.g., ribozymes); polypeptides (e.g., enzymes); drugs; biological mimetics; alkaloids; alkylating agents; antitumor antibiotics; antimetabolites; hormones; platinum compounds; monoclonal antibodies conjugated with anticancer drugs, toxins, and/or radionuclides; biological response  
20 modifiers (e.g. interferons [e.g., IFN- $\alpha$ ] and interleukins [e.g., IL-2]); adoptive immunotherapy agents; hematopoietic growth factors; agents that induce tumor cell differentiation (e.g., all-trans-retinoic acid); gene therapy reagents; antisense therapy

reagents and nucleotides; tumor vaccines; inhibitors of angiogenesis, and the like. Numerous other examples of chemotherapeutic compounds and anticancer therapies suitable for coadministration with the compounds of formula (I), (II), or (III) are known to those skilled in the art.

5           In certain embodiments, anticancer agents to be used in combination with the compounds of the invention comprise agents that induce or stimulate apoptosis. Agents that induce apoptosis include, but are not limited to, radiation; kinase inhibitors (e.g., Epidermal Growth Factor Receptor [EGFR] kinase inhibitor, Vascular Growth Factor Receptor [VGFR] kinase inhibitor, Fibroblast Growth Factor Receptor [FGFR]  
10   kinase inhibitor, Platelet-derived Growth Factor Receptor [PGFR] I kinase inhibitor, and Bcr-Abl kinase inhibitors such as STI-571, gleevec, and Glivec); antisense molecules; antibodies (e.g., herceptin and rituxan); anti-estrogens (e.g., raloxifene and tamoxifen); anti-androgens (e.g., flutamide, bicalutamide, finasteride, aminoglutethamide, ketoconazole, and corticosteroids); cyclooxygenase 2 (COX-2) inhibitors (e.g., celecoxib,  
15   meloxicam, NS-398, and non-steroidal anti-inflammatory drugs (NSAIDs)); and cancer chemotherapeutic drugs (e.g., irinotecan [camptosar], CPT-11, fludarabine [fludara], dacarbazine (DTIC), dexamethasone, mitoxantrone, mylotarg, VP-16, cisplatin, 5-FU, doxorubicin, taxotere and taxol); cellular signaling molecules; ceramides and cytokines; and staurosporine; and the like.

20           In other aspects, the invention provides methods for using the compounds described herein. For example, the compounds described herein can be used in the treatment of cancer. The compounds described herein can also be used in the manufacture of a medicament for the treatment of cancer.

          In one embodiment, the present invention provides methods of treating human or  
25   animal subjects suffering from a cellular proliferative disease, such as cancer. The present invention provides methods of treating a human or animal subject in need of such treatment, comprising administering to the subject a therapeutically effective amount of a heteroaryl-fused pyrimindinyl compound (e.g., a compound of formula (I), (II), or (III)), either alone or in combination with other anticancer agents.

30           In another embodiment, the present invention provides methods for treating a cellular proliferative disease in a human or animal subject in need of such treatment comprising, administering to said subject an amount of a heteroaryl-fused pyrimindinyl

compound (e.g., a compound of formula (I), (II), or (III)) effective to reduce or prevent cellular proliferation or tumor growth in the subject.

In another embodiment, the present invention provides methods for treating a cellular proliferative disease in a human or animal subject in need of such treatment comprising administering to said subject an amount of a heteroaryl-fused pyrimindinyl  
5 compound (e.g., a compound of formula (I), (II), or (III)) effective to reduce or prevent cellular proliferation in the subject in combination with at least one additional agent for the treatment of cancer.

The present invention provides compounds that are inhibitors of KSP. The  
10 inhibitors are useful in pharmaceutical compositions for human or veterinary use where inhibition of KSP is indicated, for example, in the treatment of cellular proliferative diseases such as tumor and/or cancerous cell growth mediated by KSP. In particular, the compounds are useful in the treatment of human or animal (e.g., murine) cancers, including, for example, lung and bronchus; prostate; breast; pancreas; colon and rectum;  
15 thyroid; stomach; liver and intrahepatic bile duct; kidney and renal pelvis; urinary bladder; uterine corpus; uterine cervix; ovary; multiple myeloma; esophagus; acute myelogenous leukemia; chronic myelogenous leukemia; lymphocytic leukemia; myeloid leukemia; brain; oral cavity and pharynx; larynx; small intestine; non-hodgkin lymphoma; melanoma; and villous colon adenoma.

In another embodiment, the invention provides methods of treating an KSP  
20 mediated disorder. In one method, an effective amount of a heteroaryl-fused pyrimindinyl compound (e.g., a compound of formula (I), (II), or (III)) compound is administered to a patient (e.g., a human or animal subject) in need thereof to mediate (or modulate) KSP activity.

25 A representative assay for determining KSP inhibitory activity is described in Example 2.

The following definitions are provided to better understand the invention.

As used herein, the term "heteroaryl-fused pyrimidinyl compound" refers to a pyrimidinyl compound having a pyrimidinyl group fused to a heteroaryl group at  
30 positions 5 and 6 of the pyrimidinyl group.

The term "heteroaryl-fused pyrimidin-4-one compound" refers to a pyrimidinone compound having a carbonyl group at position 4 and that is fused to a heteroaryl group at positions 5 and 6.

"Alkyl" refers to alkyl groups that do not contain heteroatoms. Thus the phrase includes straight chain alkyl groups such as methyl, ethyl, propyl, butyl, pentyl, hexyl, heptyl, octyl, nonyl, decyl, undecyl, dodecyl and the like. The phrase also includes branched chain isomers of straight chain alkyl groups, including but not limited to, the following which are provided by way of example:  $-\text{CH}(\text{CH}_3)_2$ ,  $-\text{CH}(\text{CH}_3)(\text{CH}_2\text{CH}_3)$ ,  $-\text{CH}(\text{CH}_2\text{CH}_3)_2$ ,  $-\text{C}(\text{CH}_3)_3$ ,  $-\text{C}(\text{CH}_2\text{CH}_3)_3$ ,  $-\text{CH}_2\text{CH}(\text{CH}_3)_2$ ,  $-\text{CH}_2\text{CH}(\text{CH}_3)(\text{CH}_2\text{CH}_3)$ ,  $-\text{CH}_2\text{CH}(\text{CH}_2\text{CH}_3)_2$ ,  $-\text{CH}_2\text{C}(\text{CH}_3)_3$ ,  $-\text{CH}_2\text{C}(\text{CH}_2\text{CH}_3)_3$ ,  $-\text{CH}(\text{CH}_3)\text{CH}(\text{CH}_3)(\text{CH}_2\text{CH}_3)$ ,  $-\text{CH}_2\text{CH}_2\text{CH}(\text{CH}_3)_2$ ,  $-\text{CH}_2\text{CH}_2\text{CH}(\text{CH}_3)(\text{CH}_2\text{CH}_3)$ ,  $-\text{CH}_2\text{CH}_2\text{CH}(\text{CH}_2\text{CH}_3)_2$ ,  $-\text{CH}_2\text{CH}_2\text{C}(\text{CH}_3)_3$ ,  $-\text{CH}_2\text{CH}_2\text{C}(\text{CH}_2\text{CH}_3)_3$ ,  $-\text{CH}(\text{CH}_3)\text{CH}_2\text{CH}(\text{CH}_3)_2$ ,  $-\text{CH}(\text{CH}_3)\text{CH}(\text{CH}_3)\text{CH}(\text{CH}_3)_2$ ,  $-\text{CH}(\text{CH}_2\text{CH}_3)\text{CH}(\text{CH}_3)\text{CH}(\text{CH}_3)(\text{CH}_2\text{CH}_3)$ , and others. The phrase also includes cyclic alkyl groups such as cyclopropyl, cyclobutyl, cyclopentyl, cyclohexyl, cycloheptyl, and cyclooctyl and such rings substituted with straight and branched chain alkyl groups as defined above. Thus the phrase "alkyl groups" includes primary alkyl groups, secondary alkyl groups, and tertiary alkyl groups. Preferred alkyl groups include straight and branched chain alkyl groups and cyclic alkyl groups having 1 to 12 carbon atoms.

"Alkylene" refers to the same residues as noted above for "alkyl", but having two points of attachment. Exemplary alkylene groups include ethylene ( $-\text{CH}_2\text{CH}_2-$ ), propylene ( $-\text{CH}_2\text{CH}_2\text{CH}_2-$ ), dimethylpropylene ( $-\text{CH}_2\text{C}(\text{CH}_3)_2\text{CH}_2-$ ), and cyclohexylpropylene ( $-\text{CH}_2\text{CH}_2\text{CH}(\text{C}_6\text{H}_{13})-$ ).

"Alkenyl" refers to straight chain, branched, or cyclic radicals having one or more carbon-carbon double bonds and from 2 to about 20 carbon atoms. Preferred alkenyl groups include straight chain and branched alkenyl groups and cyclic alkenyl groups having 2 to 12 carbon atoms.

"Alkynyl" refers to straight chain, branched, or cyclic radicals having one or more carbon-carbon triple bonds and from 2 to about 20 carbon atoms. Preferred alkynyl groups include straight chain and branched alkynyl groups having 2 to 12 carbon atoms.

Alkyl, alkenyl, and alkynyl groups may be substituted, such as with halo, hydroxy, amino, nitro and/or cyano groups, and the like. Representative of halo-substituted and hydroxy-substituted alkyl include chloromethyl, trichloromethyl, chloroethyl, hydroxyethyl, and the like. Other suitable substituted alkyl moieties include, for example, aralkyl, aminoalkyl, aminoaralkyl, carbonylaminoalkyl,

alkylcarbonylaminoalkyl, arylcarbonylaminoalkyl, aralkylcarbonylaminoalkyl, aminoalkoxyalkyl and arylaminoalkyl.

"Alkoxy" refers to RO- wherein R is alkyl. Representative examples of alkoxy groups include methoxy, ethoxy, *t*-butoxy, trifluoromethoxy, and the like.

5 "Halogen" or "halo" refers to chloro, bromo, fluoro, and iodo groups. The term "haloalkyl" refers to an alkyl radical substituted with one or more halogen atoms. The term "haloalkoxy" refers to an alkoxy radical substituted with one or more halogen atoms.

"Amino" refers herein to the group  $\text{-NH}_2$ . The term "alkylamino" refers herein to the group  $\text{-NRR'}$  where R is alkyl and R' is hydrogen or alkyl. The term "arylamino" refers herein to the group  $\text{-NRR'}$  where R is aryl and R' is hydrogen, alkyl, or aryl. The term "aralkylamino" refers herein to the group  $\text{-NRR'}$  where R is aralkyl and R' is hydrogen, alkyl, aryl, or aralkyl.

"Alkoxyalkyl" refers to the group  $\text{-alk}_1\text{-O-alk}_2$  where  $\text{alk}_1$  is alkyl or alkenyl, and  $\text{alk}_2$  is alkyl or alkenyl. The term "aryloxyalkyl" refers to the group  $\text{-alkyl O-aryl}$ . The term "aralkoxyalkyl" refers to the group  $\text{-alkylenyl-O-aralkyl}$ .

"Alkoxyalkylamino" refers herein to the group  $\text{-NR-( alkoxyalkyl)}$ , where R is typically hydrogen, aralkyl, or alkyl.

"Aminocarbonyl" refers herein to the group  $\text{-C(O)-NH}_2$ . "Substituted aminocarbonyl" refers herein to the group  $\text{-C(O)-NRR'}$  where R is alkyl and R' is hydrogen or alkyl. The term "arylamino" refers herein to the group  $\text{-C(O)-NRR'}$  where R is aryl and R' is hydrogen, alkyl or aryl. "Aralkylaminocarbonyl" refers herein to the group  $\text{-C(O)-NRR'}$  where R is aralkyl and R' is hydrogen, alkyl, aryl, or aralkyl.

"Aminosulfonyl" refers herein to the group  $\text{-S(O)}_2\text{-NH}_2$ . "Substituted aminosulfonyl" refers herein to the group  $\text{-S(O)}_2\text{-NRR'}$  where R is alkyl and R' is hydrogen or alkyl. The term "aralkylaminosulfonyl" refers herein to the group  $\text{-aryl-S(O)}_2\text{-NH-aralkyl}$ .

"Carbonyl" refers to the divalent group  $\text{-C(O)-}$ .

"Carbonyloxy" refers generally to the group  $\text{-C(O)-O}$ . Such groups include esters,  $\text{-C(O)-O-R}$ , where R is alkyl, cycloalkyl, aryl, or aralkyl. The term "carbonyloxycycloalkyl" refers generally herein to both a "carbonyloxycarbocycloalkyl" and a "carbonyloxyheterocycloalkyl", i.e., where R is a carbocycloalkyl or heterocycloalkyl, respectively. The term "arylcarbonyloxy" refers herein to the group

-C(O)-O-aryl, where aryl is a mono- or polycyclic, carbocycloaryl or heterocycloaryl. The term "aralkylcarbonyloxy" refers herein to the group -C(O)-O-aralkyl.

"Sulfonyl" refers herein to the group -SO<sub>2</sub>-. "Alkylsulfonyl" refers to a substituted sulfonyl of the structure -SO<sub>2</sub>R- in which R is alkyl. Alkylsulfonyl groups employed in compounds of the present invention are typically alkylsulfonyl groups having from 1 to 6 carbon atoms in its backbone structure. Thus, typical alkylsulfonyl groups employed in compounds of the present invention include, for example, methylsulfonyl (i.e., where R is methyl), ethylsulfonyl (i.e., where R is ethyl), propylsulfonyl (i.e., where R is propyl), and the like. The term "arylsulfonyl" refers herein to the group -SO<sub>2</sub>-aryl. The term "aralkylsulfonyl" refers herein to the group -SO<sub>2</sub>-aralkyl. The term "sulfonamido" refers herein to -SO<sub>2</sub>NH<sub>2</sub>.

"Carbonylamino" refers to the divalent group -NH-C(O)- in which the hydrogen atom of the amide nitrogen of the carbonylamino group can be replaced alkyl, aryl, or aralkyl group. Such groups include moieties such as carbamate esters (-NH-C(O)-O-R) and amides -NH-C(O)-R, where R is a straight or branched chain alkyl, cycloalkyl, or aryl or aralkyl. The term "alkylcarbonylamino" refers to alkylcarbonylamino where R is alkyl having from 1 to about 6 carbon atoms in its backbone structure. The term "arylcarbonylamino" refers to group -NH-C(O)-R where R is an aryl. Similarly, the term "aralkylcarbonylamino" refers to carbonylamino where R is aralkyl.

"Guanidino" or "guanidyl" refers to moieties derived from guanidine, H<sub>2</sub>N-C(=NH)-NH<sub>2</sub>. Such moieties include those bonded at the nitrogen atom carrying the formal double bond (the "2"-position of the guanidine, e.g., diaminomethyleneamino, (H<sub>2</sub>N)<sub>2</sub>C=NH-) and those bonded at either of the nitrogen atoms carrying a formal single bond (the "1-" and/or "3"-positions of the guanidine, e.g., H<sub>2</sub>N-C(=NH)-NH-). The hydrogen atoms at any of the nitrogens can be replaced with a suitable substituent, such as alkyl, aryl, or aralkyl.

"Amidino" refers to the moieties R-C(=N)-NR' (the radical being at the "N<sup>1</sup>" nitrogen) and R(NR')C=N- (the radical being at the "N<sup>2</sup>" nitrogen), where R and R' can be hydrogen, alkyl, aryl, or aralkyl.

"Cycloalkyl" refers to a mono- or polycyclic, heterocyclic or carbocyclic alkyl substituent. Typical cycloalkyl substituents have from 3 to 8 backbone (i.e., ring) atoms in which each backbone atom is either carbon or a heteroatom. The term "heterocycloalkyl" refers herein to cycloalkyl substituents that have from 1 to 5, and more

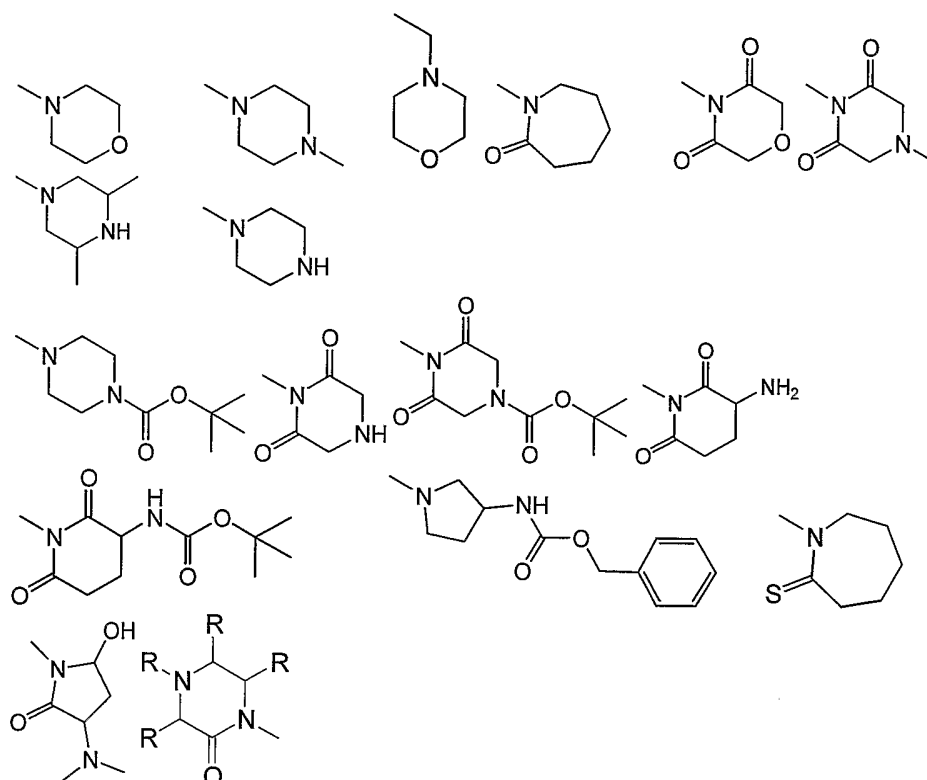


typically from 1 to 4 heteroatoms in the ring structure. Suitable heteroatoms employed in compounds of the present invention are nitrogen, oxygen, and sulfur. Representative heterocycloalkyl moieties include, for example, morpholino, piperazinyl, piperadiny and the like. Carbocycloalkyl groups are cycloalkyl groups in which all ring atoms are carbon. When used in connection with cycloalkyl substituents, the term "polycyclic" refers herein to fused and non-fused alkyl cyclic structures.

"Substituted heterocycle," "heterocyclic group," "heterocycle," or "heterocyclyl," as used herein refers to any 3- or 4-membered ring containing a heteroatom selected from nitrogen, oxygen, and sulfur or a 5- or 6-membered ring containing from one to three heteroatoms selected from the group consisting of nitrogen, oxygen, or sulfur; wherein the 5-membered ring has 0-2 double bonds and the 6-membered ring has 0-3 double bonds; wherein the nitrogen and sulfur atom maybe optionally oxidized; wherein the nitrogen and sulfur heteroatoms maybe optionally quarternized; and including any bicyclic group in which any of the above heterocyclic rings is fused to a benzene ring or another 5- or 6-membered heterocyclic ring independently defined above. The term "heterocycle" thus includes rings in which nitrogen is the heteroatom as well as partially and fully-saturated rings. Preferred heterocycles include, for example: diazapinyl, pyrrol, pyrrolinyl, pyrrolidinyl, pyrazolyl, pyrazolinyl, pyrazolidinyl, imidazolyl, imidazolinyl, imidazolidinyl, pyridyl, piperidinyl, pyrazinyl, piperazinyl, N-methyl piperazinyl, azetidiny, N-methylazetidiny, pyrimidinyl, pyridazinyl, oxazolyl, oxazolidinyl, isoxazolyl, isoazolidinyl, morpholinyl, thiazolyl, thiazolidinyl, isothiazolyl, isothiazolidinyl, indolyl, quinolinyl, isoquinolinyl, benzimidazolyl, benzothiazolyl, benzoxazolyl, furyl, thienyl, triazolyl and benzothienyl.

Heterocyclic moieties can be unsubstituted or monosubstituted or disubstituted with various substituents independently selected from hydroxy, halo, oxo ( $C=O$ ), alkylimino ( $RN=$ , wherein R is alkyl or alkoxy group), amino, alkylamino, dialkylamino, acylaminoalkyl, alkoxy, thioalkoxy, polyalkoxy, alkyl, cycloalkyl or haloalkyl.

The heterocyclic groups may be attached at various positions as will be apparent to those having skill in the organic and medicinal chemistry arts in conjunction with the disclosure herein.

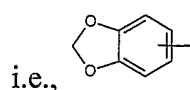


5

where R is H or a heterocyclic substituent, as described herein.

Representative heterocyclics include, for example, imidazolyl, pyridyl, piperazinyl, azetidiny, thiazolyl, furanyl, triazolyl benzimidazolyl, benzothiazolyl, benzoxazolyl, quinolinyl, isoquinolinyl, quinazolinyl, quinoxaliny, phthalazinyl, indolyl, naphthpyridinyl, indazolyl, and quinolizinyl.

"Aryl" refers to optionally substituted monocyclic and polycyclic aromatic groups having from 3 to 14 backbone carbon or hetero atoms, and includes both carbocyclic aryl groups and heterocyclic aryl groups. Carbocyclic aryl groups are aryl groups in which all ring atoms in the aromatic ring are carbon. The term "heteroaryl" refers herein to aryl groups having from 1 to 4 heteroatoms as ring atoms in an aromatic ring with the remainder of the ring atoms being carbon atoms. When used in connection with aryl substituents, the term "polycyclic aryl" refers herein to fused and non-fused cyclic structures in which at least one cyclic structure is aromatic, such as, for example, benzodioxozolo (which has a heterocyclic structure fused to a phenyl group,

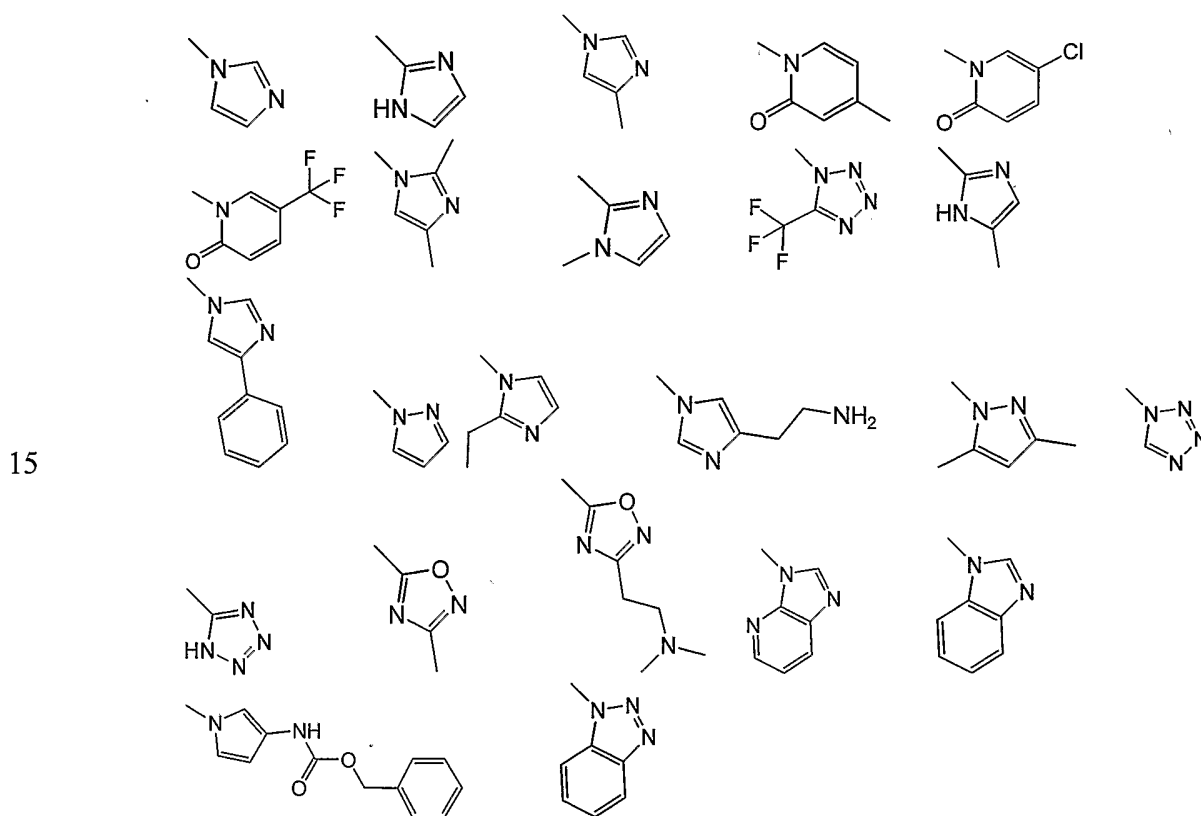


i.e., , naphthyl, and the like. Exemplary aryl moieties employed as substituents in compounds of the present invention include phenyl, pyridyl, pyrimidinyl, thiazolyl, indolyl, imidazolyl, oxadiazolyl, tetrazolyl, pyrazinyl, triazolyl, thiophenyl, furanyl,

quinoliny, puriny, naphthyl, benzothiazolyl, benzopyridyl, and benzimidazolyl, and the like.

"Aralkyl" or "arylalkyl" refers to an alkyl group substituted with an aryl group. Typically, aralkyl groups employed in compounds of the present invention have from 1 to 6 carbon atoms incorporated within the alkyl portion of the aralkyl group. Suitable aralkyl groups employed in compounds of the present invention include, for example, benzyl, picolyl, and the like.

Representative heteroaryl groups include, for example, those shown below. These heteroaryl groups can be further substituted and may be attached at various positions as will be apparent to those having skill in the organic and medicinal chemistry arts in conjunction with the disclosure herein.



Representative heteroaryl's include, for example, imidazolyl, pyridyl, thiazolyl, triazolyl benzimidazolyl, benzothiazolyl, and benzoxazolyl.

20 "Biaryl" refers to a group or substituent to which two aryl groups, which are not condensed to each other, are bound. Exemplary biaryl compounds include, for example, phenylbenzene, diphenyldiazene, 4-methylthio-1-phenylbenzene, phenoxybenzene, (2-phenylethynyl)benzene, diphenyl ketone, (4-phenylbuta-1,3-diynyl)benzene,

phenylbenzylamine, (phenylmethoxy)benzene, and the like. Preferred optionally substituted biaryl groups include: 2-(phenylamino)-N-[4-(2-phenylethynyl)-phenyl]acetamide, 1,4-diphenylbenzene, N-[4-(2-phenylethynyl)phenyl]-2-[benzylamino]acetamide, 2-amino-N-[4-(2-phenylethynyl)phenyl]propanamide, 2-amino-N-[4-(2-phenylethynyl)phenyl]acetamide, 2-(cyclopropylamino)-N-[4-(2-phenylethynyl)-phenyl]acetamide, 2-(ethylamino)-N-[4-(2-phenylethynyl)phenyl]acetamide, 2-[(2-methylpropyl)amino]-N-[4-(2-phenylethynyl)phenyl]acetamide, 5-phenyl-2H-benzo[d]1,3-dioxolene, 2-chloro-1-methoxy-4-phenylbenzene, 2-[(imidazolylmethyl)-amino]-N-[4-(2-phenylethynyl)phenyl]acetamide, 4-phenyl-1-phenoxybenzene, N-(2-aminoethyl)[4-(2-phenylethynyl)phenyl]carboxamide, 2-[[4-(4-fluorophenyl)methyl]-amino]-N-[4-(2-phenylethynyl)phenyl]acetamide, 2-[[4-(4-methylphenyl)methyl]amino]-N-[4-(2-phenylethynyl)phenyl]acetamide, 4-phenyl-1-(trifluoromethyl)benzene, 1-butyl-4-phenylbenzene, 2-(cyclohexylamino)-N-[4-(2-phenylethynyl)phenyl]acetamide, 2-(ethylmethylamino)-N-[4-(2-phenylethynyl)phenyl]acetamide, 2-(butylamino)-N-[4-(2-phenylethynyl)phenyl]acetamide, N-[4-(2-phenylethynyl)phenyl]-2-(4-pyridylamino)-acetamide, N-[4-(2-phenylethynyl)phenyl]-2-(quinuclidin-3-ylamino)acetamide, N-[4-(2-phenylethynyl)phenyl]pyrrolidin-2-ylcarboxamide, 2-amino-3-methyl-N-[4-(2-phenylethynyl)phenyl]butanamide, 4-(4-phenylbuta-1,3-diynyl)phenylamine, 2-(dimethylamino)-N-[4-(4-phenylbuta-1,3-diynyl)phenyl]acetamide, 2-(ethylamino)-N-[4-(4-phenylbuta-1,3-diynyl)phenyl]acetamide, 4-ethyl-1-phenylbenzene, 1-[4-(2-phenylethynyl)phenyl]ethan-1-one, N-(1-carbamoyl-2-hydroxypropyl)[4-(4-phenylbuta-1,3-diynyl)phenyl]carboxamide, N-[4-(2-phenylethynyl)phenyl]propanamide, 4-methoxyphenyl phenyl ketone, phenyl-N-benzamide, (tert-butoxy)-N-[(4-phenylphenyl)methyl]-carboxamide, 2-(3-phenylphenoxy)ethanehydroxamic acid, 3-phenylphenyl propanoate, 1-(4-ethoxyphenyl)-4-methoxybenzene, and [4-(2-phenylethynyl)phenyl]pyrrole.

"Heteroarylaryl" refers to a biaryl group where one of the aryl groups is a heteroaryl group. Exemplary heteroarylaryl groups include, for example, 2-phenylpyridine, phenylpyrrole, 3-(2-phenylethynyl)pyridine, phenylpyrazole, 5-(2-phenylethynyl)-1,3-dihydropyrimidine-2,4-dione, 4-phenyl-1,2,3-thiadiazole, 2-(2-phenylethynyl)pyrazine, 2-phenylthiophene, phenylimidazole, 3-(2-piperazinylphenyl)furan, 3-(2,4-dichlorophenyl)-4-methylpyrrole, and the like. Preferred optionally substituted heteroarylaryl groups include: 5-(2-phenylethynyl)pyrimidine-2-ylamine, 1-methoxy-4-(2-thienyl)benzene, 1-methoxy-3-(2-thienyl)benzene, 5-methyl-2-phenyl-

pyridine, 5-methyl-3-phenylisoxazole, 2-[3-(trifluoromethyl)phenyl]furan, 3-fluoro-5-(2-furyl)-2-methoxy-1-prop-2-enylbenzene, (hydroxyimino)(5-phenyl(2-thienyl))-methane, 5-[(4-methylpiperazinyl)methyl]-2-phenylthiophene, 2-(4-ethylphenyl)thiophene, 4-methylthio-1-(2-thienyl)benzene, 2-(3-nitrophenyl)thiophene, (tert-butoxy)-N-[5-phenyl(3-pyridyl))methyl]carboxamide, hydroxy-N-[5-phenyl(3-pyridyl))methyl]-amide, 2-(phenylmethylthio)pyridine, and benzylimidazole.

"Heteroarylheteroaryl" refers to a biaryl group where both of the aryl groups is a heteroaryl group. Exemplary heteroarylheteroaryl groups include, for example, 3-pyridylimidazole, 2-imidazolylpyrazine, and the like. Preferred optionally substituted heteroarylheteroaryl groups include: 2-(4-piperazinyl-3-pyridyl)furan, diethyl(3-pyrazin-2-yl(4-pyridyl))amine, and dimethyl{2-[2-(5-methylpyrazin-2-yl)ethynyl](4-pyridyl)}amine.

"Optionally substituted" or "substituted" refers to the replacement of hydrogen with a monovalent or divalent radical. Suitable substitution groups include, for example, hydroxyl, nitro, amino, imino, cyano, halo, thio, sulfonyl, thioamido, amidino, imidino, oxo, oxamidino, methoxamidino, imidino, guanidino, sulfonamido, carboxyl, formyl, alkyl, haloalkyl, alkyamino, haloalkylamino, alkoxy, haloalkoxy, alkoxyalkyl, alkylcarbonyl, aminocarbonyl, arylcarbonyl, aralkylcarbonyl, heteroarylcarbonyl, heteroaralkylcarbonyl, alkylthio, aminoalkyl, cyanoalkyl, aryl and the like.

The substitution group can itself be substituted. The group substituted onto the substitution group can be carboxyl, halo; nitro, amino, cyano, hydroxyl, alkyl, alkoxy, aminocarbonyl, -SR, thioamido, -SO<sub>3</sub>H, -SO<sub>2</sub>R or cycloalkyl, where R is typically hydrogen, hydroxyl or alkyl.

When the substituted substituent includes a straight chain group, the substitution can occur either within the chain (e.g., 2-hydroxypropyl, 2-aminobutyl, and the like) or at the chain terminus (e.g., 2-hydroxyethyl, 3-cyanopropyl, and the like). Substituted substituents can be straight chain, branched or cyclic arrangements of covalently bonded carbon or heteroatoms.

"Carboxy-protecting group" refers to a carbonyl group which has been esterified with one of the commonly used carboxylic acid protecting ester groups employed to block or protect the carboxylic acid function while reactions involving other functional sites of the compound are carried out. In addition, a carboxy protecting group can be attached to a solid support whereby the compound remains connected to the solid support

as the carboxylate until cleaved by hydrolytic methods to release the corresponding free acid. Representative carboxy-protecting groups include, for example, alkyl esters, secondary amides and the like.

Certain of the compounds of the invention comprise asymmetrically substituted  
5 carbon atoms. Such asymmetrically substituted carbon atoms can result in the compounds of the invention comprising mixtures of stereoisomers at a particular asymmetrically substituted carbon atom or a single stereoisomer. As a result, racemic mixtures, mixtures of diastereomers, as well as single diastereomers of the compounds of the invention are included in the present invention. The terms "S" and "R" configuration,  
10 as used herein, are as defined by the IUPAC 1974 "RECOMMENDATIONS FOR SECTION E, FUNDAMENTAL STEREOCHEMISTRY," *Pure Appl. Chem.* 45:13-30, 1976. The terms  $\alpha$  and  $\beta$  are employed for ring positions of cyclic compounds. The  $\alpha$ -side of the reference plane is that side on which the preferred substituent lies at the lower numbered position. Those substituents lying on the opposite side of the reference plane are assigned  $\beta$  descriptor. It  
15 should be noted that this usage differs from that for cyclic stereoparents, in which " $\alpha$ " means "below the plane" and denotes absolute configuration. The terms  $\alpha$  and  $\beta$  configuration, as used herein, are as defined by the "Chemical Abstracts Index Guide," Appendix IV, paragraph 203, 1987.

As used herein, the term "pharmaceutically acceptable salts" refers to the nontoxic  
20 acid or alkaline earth metal salts of the compounds of formula (I), (II), or (III). These salts can be prepared *in situ* during the final isolation and purification of the compounds, or by separately reacting the base or acid functions with a suitable organic or inorganic acid or base, respectively. Representative salts include, but are not limited to, the following: acetate, adipate, alginate, citrate, aspartate, benzoate, benzenesulfonate,  
25 bisulfate, butyrate, camphorate, camphorsulfonate, digluconate, cyclopentanepropionate, dodecylsulfate, ethanesulfonate, glucoheptanoate, glycerophosphate, hemisulfate, heptanoate, hexanoate, fumarate, hydrochloride, hydrobromide, hydroiodide, 2-hydroxyethanesulfonate, lactate, maleate, methanesulfonate, nicotinate, 2-naphthalenesulfonate, oxalate, pamoate, pectinate, persulfate, 3-phenylproionate, picrate,  
30 pivalate, propionate, succinate, sulfate, tartrate, thiocyanate, p-toluenesulfonate and undecanoate. Also, the basic nitrogen-containing groups can be quaternized with such agents as alkyl halides, such as methyl, ethyl, propyl, and butyl chloride, bromides, and iodides; dialkyl sulfates like dimethyl, diethyl, dibutyl, and diamyl sulfates, long chain

halides such as decyl, lauryl, myristyl and stearyl chlorides, bromides and iodides, aralkyl halides like benzyl and phenethyl bromides, and others. Water or oil-soluble or dispersible products are thereby obtained.

Examples of acids that may be employed to form pharmaceutically acceptable  
5 acid addition salts include such inorganic acids as hydrochloric acid, sulfuric acid and phosphoric acid and such organic acids as oxalic acid, maleic acid, methanesulfonic acid, succinic acid and citric acid. Basic addition salts can be prepared *in situ* during the final isolation and purification of the compounds of formula (I), (II), or (III), or separately by reacting carboxylic acid moieties with a suitable base such as the hydroxide, carbonate or  
10 bicarbonate of a pharmaceutically acceptable metal cation or with ammonia, or an organic primary, secondary or tertiary amine. Pharmaceutically acceptable salts include, but are not limited to, cations based on the alkali and alkaline earth metals, such as sodium, lithium, potassium, calcium, magnesium, aluminum salts and the like, as well as nontoxic ammonium, quaternary ammonium, and amine cations, including, but not  
15 limited to ammonium, tetramethylammonium, tetraethylammonium, methylamine, dimethylamine, trimethylamine, triethylamine, ethylamine, and the like. Other representative organic amines useful for the formation of base addition salts include diethylamine, ethylenediamine, ethanolamine, diethanolamine, piperazine and the like.

The term "pharmaceutically acceptable prodrugs" as used herein refers to those  
20 prodrugs of the compounds of the present invention which are, within the scope of sound medical judgment, suitable for use in contact with the tissues of humans and lower animals without undue toxicity, irritation, allergic response, and the like, commensurate with a reasonable benefit/risk ratio, and effective for their intended use, as well as the zwitterionic forms, where possible, of the compounds of the invention. The term  
25 "prodrug" refers to compounds that are rapidly transformed *in vivo* to yield a parent compound of one of formula (I), (II), or (III), for example, by hydrolysis in blood. A thorough discussion of prodrugs is provided in Higuchi, T., and V. Stella, "Pro-drugs as Novel Delivery Systems," *A.C.S. Symposium Series 14*, and in "Bioreversible Carriers in Drug Design," in Edward B. Roche (ed.), *American Pharmaceutical Association*,  
30 Pergamon Press, 1987, both of which are incorporated herein by reference.

The term "cancer" refers to cancer diseases that can be beneficially treated by the inhibition of KSP, including, for example, lung and bronchus; prostate; breast; pancreas; colon and rectum; thyroid; stomach; liver and intrahepatic bile duct; kidney and renal

pelvis; urinary bladder; uterine corpus; uterine cervix; ovary; multiple myeloma; esophagus; acute myelogenous leukemia; chronic myelogenous leukemia; lymphocytic leukemia; myeloid leukemia; brain; oral cavity and pharynx; larynx; small intestine; non-hodgkin lymphoma; melanoma; and villous colon adenoma.

5       The compounds of the invention are useful *in vitro* or *in vivo* in inhibiting the growth of cancer cells. The compounds may be used alone or in compositions together with a pharmaceutically acceptable carrier or excipient. Suitable pharmaceutically acceptable carriers or excipients include, for example, processing agents and drug delivery modifiers and enhancers, such as, for example, calcium phosphate, magnesium  
10   stearate, talc, monosaccharides, disaccharides, starch, gelatin, cellulose, methyl cellulose, sodium carboxymethyl cellulose, dextrose, hydroxypropyl- $\beta$ -cyclodextrin, polyvinylpyrrolidinone, low melting waxes, ion exchange resins, and the like, as well as combinations of any two or more thereof. Other suitable pharmaceutically acceptable excipients are described in "Remington's Pharmaceutical Sciences," Mack Pub. Co.,  
15   New Jersey, 1991, incorporated herein by reference.

Effective amounts of the compounds of the invention generally include any amount sufficient to detectably inhibit KSP activity by any of the assays described herein, by other KSP activity assays known to those having ordinary skill in the art, or by detecting an inhibition or alleviation of symptoms of cancer.

20       The amount of active ingredient that may be combined with the carrier materials to produce a single dosage form will vary depending upon the host treated and the particular mode of administration. It will be understood, however, that the specific dose level for any particular patient will depend upon a variety of factors including the activity of the specific compound employed, the age, body weight, general health, sex, diet, time  
25   of administration, route of administration, rate of excretion, drug combination, and the severity of the particular disease undergoing therapy. The therapeutically effective amount for a given situation can be readily determined by routine experimentation and is within the skill and judgment of the ordinary clinician.

For purposes of the present invention, a therapeutically effective dose will  
30   generally be a total daily dose administered to a host in single or divided doses may be in amounts, for example, of from 0.001 to 1000 mg/kg body weight daily and more preferred from 1.0 to 30 mg/kg body weight daily. Dosage unit compositions may contain such amounts of submultiples thereof to make up the daily dose.



The compounds of the present invention may be administered orally, parenterally, sublingually, by aerosolization or inhalation spray, rectally, or topically in dosage unit formulations containing conventional nontoxic pharmaceutically acceptable carriers, adjuvants, and vehicles as desired. Topical administration may also involve the use of  
5 transdermal administration such as transdermal patches or ionophoresis devices. The term parenteral as used herein includes subcutaneous injections, intravenous, intramuscular, intrasternal injection, or infusion techniques.

Injectable preparations, for example, sterile injectable aqueous or oleaginous suspensions may be formulated according to the known art using suitable dispersing or  
10 wetting agents and suspending agents. The sterile injectable preparation may also be a sterile injectable solution or suspension in a nontoxic parenterally acceptable diluent or solvent, for example, as a solution in 1,3-propanediol. Among the acceptable vehicles and solvents that may be employed are water, Ringer's solution, and isotonic sodium chloride solution. In addition, sterile, fixed oils are conventionally employed as a solvent  
15 or suspending medium. For this purpose any bland fixed oil may be employed including synthetic mono- or di-glycerides. In addition, fatty acids such as oleic acid find use in the preparation of injectables.

Suppositories for rectal administration of the drug can be prepared by mixing the drug with a suitable nonirritating excipient such as cocoa butter and polyethylene glycols,  
20 which are solid at ordinary temperatures but liquid at the rectal temperature and will therefore melt in the rectum and release the drug.

Solid dosage forms for oral administration may include capsules, tablets, pills, powders, and granules. In such solid dosage forms, the active compound may be admixed with at least one inert diluent such as sucrose lactose or starch. Such dosage  
25 forms may also comprise, as is normal practice, additional substances other than inert diluents, e.g., lubricating agents such as magnesium stearate. In the case of capsules, tablets, and pills, the dosage forms may also comprise buffering agents. Tablets and pills can additionally be prepared with enteric coatings.

Liquid dosage forms for oral administration may include pharmaceutically  
30 acceptable emulsions, solutions, suspensions, syrups, and elixirs containing inert diluents commonly used in the art, such as water. Such compositions may also comprise adjuvants, such as wetting agents, emulsifying and suspending agents, cyclodextrins, and sweetening, flavoring, and perfuming agents.

The compounds of the present invention can also be administered in the form of liposomes. As is known in the art, liposomes are generally derived from phospholipids or other lipid substances. Liposomes are formed by mono- or multi-lamellar hydrated liquid crystals that are dispersed in an aqueous medium. Any non-toxic, physiologically acceptable and metabolizable lipid capable of forming liposomes can be used. The present compositions in liposome form can contain, in addition to a compound of the present invention, stabilizers, preservatives, excipients, and the like. The preferred lipids are the phospholipids and phosphatidyl cholines (lecithins), both natural and synthetic. Methods to form liposomes are known in the art. See, for example, Prescott (ed.), "Methods in Cell Biology," Volume XIV, Academic Press, New York, 1976, p. 33 *et seq.*

While the compounds of the invention can be administered as the sole active pharmaceutical agent, they can also be used in combination with one or more other agents used in the treatment of cancer. Representative agents useful in combination with the compounds of the invention for the treatment of cancer include, for example, irinotecan, topotecan, gemcitabine, gleevec, herceptin, 5-fluorouracil, leucovorin, carboplatin, cisplatin, taxanes, tezacitabine, cyclophosphamide, vinca alkaloids, imatinib, anthracyclines, rituximab, trastuzumab, topoisomerase I inhibitors, as well as other cancer chemotherapeutic agents.

The above compounds to be employed in combination with the compounds of the invention will be used in therapeutic amounts as indicated in the *Physicians' Desk Reference* (PDR) 47th Edition (1993), which is incorporated herein by reference, or such therapeutically useful amounts as would be known to one of ordinary skill in the art.

The compounds of the invention and the other anticancer agents can be administered at the recommended maximum clinical dosage or at lower doses. Dosage levels of the active compounds in the compositions of the invention may be varied so as to obtain a desired therapeutic response depending on the route of administration, severity of the disease and the response of the patient. The combination can be administered as separate compositions or as a single dosage form containing both agents. When administered as a combination, the therapeutic agents can be formulated as separate compositions, which are given at the same time or different times, or the therapeutic agents, can be given as a single composition.

Antiestrogens, such as tamoxifen, inhibit breast cancer growth through induction of cell cycle arrest, that requires the action of the cell cycle inhibitor p27Kip. Recently, it

has been shown that activation of the Ras-Raf-MAP Kinase pathway alters the phosphorylation status of p27Kip such that its inhibitory activity in arresting the cell cycle is attenuated, thereby contributing to antiestrogen resistance (Donovan, et al, *J. Biol. Chem.* 276:40888, 2001). As reported by Donovan et al., inhibition of MAPK  
5 signaling through treatment with MEK inhibitor changed the phosphorylation status of p27 in hormone refractory breast cancer cell lines and in so doing restored hormone sensitivity. Accordingly, in one aspect, the compounds of formula (I), (II), or (III) may be used in the treatment of hormone dependent cancers, such as breast and prostate cancers, to reverse hormone resistance commonly seen in these cancers with conventional  
10 anticancer agents.

In hematological cancers, such as chronic myelogenous leukemia (CML), chromosomal translocation is responsible for the constitutively activated BCR-AB1 tyrosine kinase. The afflicted patients are responsive to gleevec, a small molecule tyrosine kinase inhibitor, as a result of inhibition of Ab1 kinase activity. However, many  
15 patients with advanced stage disease respond to gleevec initially, but then relapse later due to resistance-conferring mutations in the Ab1 kinase domain. *In vitro* studies have demonstrated that BCR-Av1 employs the Raf kinase pathway to elicit its effects. In addition, inhibiting more than one kinase in the same pathway provides additional protection against resistance-conferring mutations. Accordingly, in another aspect of the  
20 invention, the compounds of formula (I), (II), or (III) are used in combination with at least one additional agent, such as gleevec, in the treatment of hematological cancers, such as chronic myelogenous leukemia (CML), to reverse or prevent resistance to the at least one additional agent.

In another aspect of the invention, kits that include one or more compounds of the  
25 invention are provided. Representative kits include a compound of formula (I), (II), or (III) and a package insert or other labeling including directions for treating a cellular proliferative disease by administering an KSP inhibitory amount of the compound.

The present invention will be understood more readily by reference to the following examples, which are provided by way of illustration and are not intended to be  
30 limiting of the present invention.

### Examples

Referring to the examples that follow, compounds of the present invention were synthesized using the methods described herein, or other methods, which are well known in the art. The compounds were characterized by high performance liquid chromatography (HPLC) using a Waters Millennium chromatography system with a  
5 2690 Separation Module (Milford, Massachusetts). The analytical columns were Alltima C-18 reversed phase, 4.6 x 250 mm from Alltech (Deerfield, Illinois). A gradient elution was used, typically starting with 5% acetonitrile/95% water and progressing to 100% acetonitrile over a period of 40 minutes. All solvents contained 0.1% trifluoroacetic acid  
10 (TFA). Compounds were detected by ultraviolet light (UV) absorption at either 220 or 254 nm. HPLC solvents were from Burdick and Jackson (Muskegan, Michigan), or Fisher Scientific (Pittsburgh, Pennsylvania). In some instances, purity was assessed by thin layer chromatography (TLC) using glass or plastic backed silica gel plates, such as, for example, Baker-Flex Silica Gel 1B2-F flexible sheets. TLC results were readily  
15 detected visually under ultraviolet light, or by employing well known iodine vapor and other various staining techniques.

Mass spectrometric analysis was performed on one of two LCMS instruments: a Waters System (Alliance HT HPLC and a Micromass ZQ mass spectrometer; Column: Eclipse XDB-C18, 2.1 x 50 mm; solvent system: 5-95% (or 35-95%, or 65-95% or  
20 95-95%) acetonitrile in water with 0.05%TFA; flow rate 0.8 mL/min; molecular weight range 500-1500; cone Voltage 20 V; column temperature 40°C) or a Hewlett Packard System (Series 1100 HPLC; Column: Eclipse XDB-C18, 2.1 x 50 mm; solvent system: 1-95% acetonitrile in water with 0.05%TFA; flow rate 0.4 mL/min; molecular weight range 150-850; cone Voltage 50 V; column temperature 30°C). All masses are reported  
25 as those of the protonated parent ions.

GCMS analysis was performed on a Hewlett Packard instrument (HP6890 Series gas chromatograph with a Mass Selective Detector 5973; injector volume: 1 µL; initial column temperature: 50°C; final column temperature: 250°C; ramp time: 20 minutes; gas flow rate: 1 mL/min; column: 5% phenyl methyl siloxane, Model  
30 No. HP 190915-443, dimensions: 30.0 m x 25 m x 0.25 m).

Nuclear magnetic resonance (NMR) analysis was performed with a Varian 300 Mhz NMR (Palo Alto, California). The spectral reference was either TMS or the known

chemical shift of the solvent. Some compound samples were run at elevated temperatures (e.g., 75°C) to promote increased sample solubility.

The purity of some of the invention compounds was assessed by elemental analysis (Desert Analytics, Tucson, Arizona)

5 Melting points were determined on a Laboratory Devices Mel-Temp apparatus (Holliston, Massachusetts).

Preparative separations were carried out using a Flash 40 chromatography system and KP-Sil, 60A (Biotage, Charlottesville, Virginia), or by flash column chromatography using silica gel (230-400 mesh) packing material, or by HPLC using a C-18 reversed  
10 phase column. Typical solvents employed for the Flash 40 Biotage system and flash column chromatography were dichloromethane, methanol, ethyl acetate, hexane, acetone, aqueous hydroxyamine and triethyl amine. Typical solvents employed for the reverse phase HPLC were varying concentrations of acetonitrile and water with 0.1% trifluoroacetic acid.

15 The following are abbreviations used in the examples:

	AcOH:	Acetic acid
	aq:	Aqueous
	ATP:	Adenosine triphosphate
	9-BBN	9-Borabicyclo[3.3.1]nonane
20	Boc:	tert-butoxycarbonyl
	Celite	Filter agent
	DAP or Dap:	Diaminopropionate
	DCM:	Dichloromethane
	DEAD:	Diethyl azodicarboxylate
25	DIEA:	Diisopropylethylamine
	DMAP	4-Dimethylaminopyridine
	DME:	1,2-Dimethoxyethane
	DMF:	N,N-Dimethylformamide
	DMSO:	Dimethyl sulfoxide
30	DPPA:	Diphenyl phosphoryl azide
	Et <sub>3</sub> N:	Triethylamine
	EDC:	N-(3-Dimethylaminopropyl)-N'-ethylcarbodiimide
	EDCI:	1-(3-Dimethylaminopropyl)3-ethylcarbodiimide

	EtOAc:	Ethyl acetate
	EtOH:	Ethanol
	Fmoc:	9-Fluorenylmethoxycarbonyl
	Gly-OH:	Glycine
5	HATU:	O-(7-Azabenzotriazol-1-yl)-N,N,N',N'-tetramethyluronium hexafluorophosphate
	HBTU:	2-(1H-Benzotriazol-1-yl)-1,1,3,3-tetramethyluronium hexafluorophosphate
	Hex:	Hexane
10	HOBt:	Butyl alcohol
	HOBT:	1-Hydroxybenzotriazole
	HPLC:	High Pressure Liquid Chromatography
	NIS	N-iodosuccinimide
15	IC <sub>50</sub> value:	The concentration of an inhibitor that causes a 50 % reduction in a measured activity.
	iPrOH:	Isopropanol
	LC/MS:	Liquid Chromatography/Mass Spectrometry
	LRMS:	Low Resolution Mass Spectrometry
	MeOH:	Methanol
20	NaOMe:	Sodium methoxide
	nm:	Nanometer
	NMP:	N-Methylpyrrolidone
	PPA	Polyphosphoric acid
	PPh <sub>3</sub> :	Triphenyl phosphine
25	PTFE	Polytetrafluoroethylene
	RP-HPLC:	Reversed-phase high-pressure liquid chromatography
	RT:	Room temperature
	sat:	Saturated
	TEA:	Triethylamine
30	TFA:	Trifluoroacetic acid
	THF:	Tetrahydrofuran
	Thr:	Threonine

TLC: Thin Layer Chromatography

Trt-Br: Tert-butyl bromide

Nomenclature for the Example compounds was provided using ACD Name version 5.07 software (November 14, 2001) available from Advanced Chemistry Development, Inc. Some of the compounds and starting materials were named using standard IUPAC nomenclature.

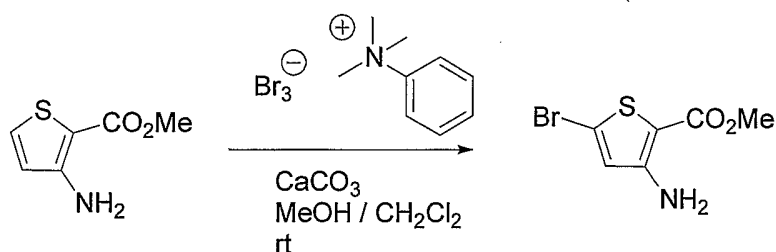
It should be understood that the organic compounds according to the invention may exhibit the phenomenon of tautomerism. As the chemical structures within this specification can only represent one of the possible tautomeric forms, it should be understood that the invention encompasses any tautomeric form of the drawn structure.

It is understood that the invention is not limited to the embodiments set forth herein for illustration, but embraces all such forms thereof as come within the scope of the above disclosure.

#### Example 1

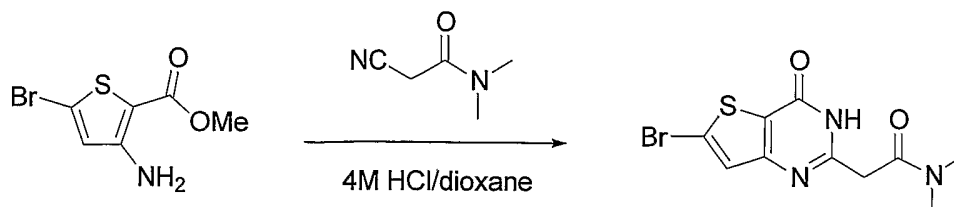
N-(3-aminopropyl)-N-[1-(3-benzyl-6-bromo-4-oxo-3,4-dihydrothieno[3,2-d]pyrimidin-2-yl)-2-(dimethylamino)-2-oxoethyl]-4-methylbenzamide (Compound 5 in Table 1)

Step 1. Methyl 3-amino-5-bromothiophene-2-carboxylate.



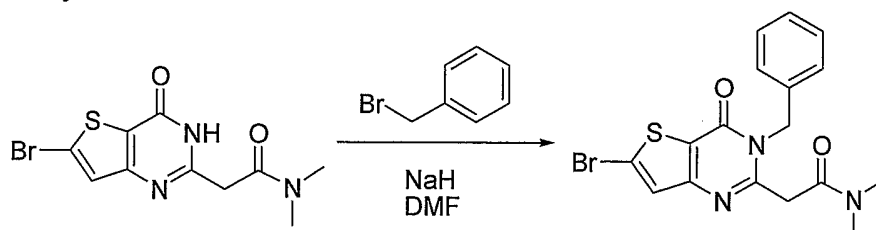
Methyl-3-amino-2-thiophene carboxylate (1 eq. 25 g) was dissolved in 250 ml methylene chloride and 250 ml of methanol. Phenyl trimethylammonium tribromide (3 eq. 180 g) was added followed by calcium carbonate (4 eq. 63.75 g) and the reaction was left stirring at room temperature overnight. The calcium carbonate was filtered off and the filtrate concentrated down and water (750 ml) was added followed by ethyl acetate (1 L). The ethyl acetate layer was washed with more water, sodium thiosulfate, saturated sodium bicarbonate and saturated sodium chloride. The organic layer was dried over magnesium sulfate, filtered and the filtrate was concentrated under reduced pressure. The crude product was purified by flash chromatography to yield 21.46 g (57%) of methyl 3-amino-5-bromothiophene-2-carboxylate as a light brown oil,  $MH^+ = 238.1$ .

Step 2. 2-(6-Bromo-4-oxo(3-hydrothiopheno[3,2-d]pyrimidin-2-yl))-N,N-dimethylacetamide



5 Methyl 3-amino-5-bromothiophene-2-carboxylate (1 eq. 21.4 g) and 2-Cyano-*N,N*-dimethyl-acetamide (1.2 eq. 12.2 g) were dissolved in 4M HCl/dioxane (0.7 M, 125ml). The reaction was stirred at room temperature overnight. Then, the reaction mixture was heated to 80°C overnight. The mixture was cooled to room temperature and the product precipitated out. It was collected over a Buchner funnel. The crude  
 10 precipitate was sonicated with water (200 ml), filtered, and dried by vacuum on a Buchner funnel to yield 5.96 g (21%) of 2-(6-bromo-4-oxo(3-hydrothiopheno[3,2-d]pyrimidin-2-yl))-N,N-dimethylacetamide as a pink solid,  $MH^+ = 318.0$ .

Step 3. 2-[6-Bromo-4-oxo-3-benzyl(3-hydrothiopheno[3,2-d]pyrimidin-2-yl)]-N,N-dimethylacetamide.

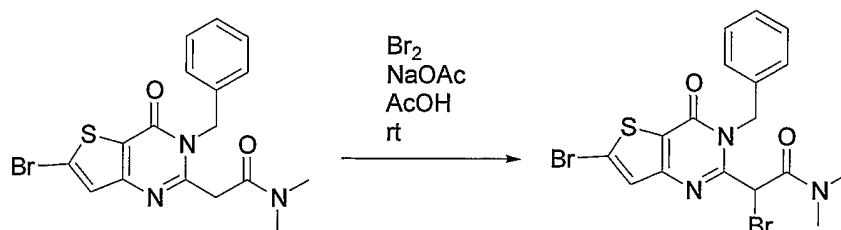


15 2-(6-bromo-4-oxo(3-hydrothiopheno[3,2-d]pyrimidin-2-yl))-N,N-dimethylacetamide (1 eq. 2g) was dissolved in DMF (20 ml) and cooled to 0°C. Sodium hydride (1.5 eq. 227mg) was added followed by benzyl bromide (1.5 eq. 1.13ml). The  
 20 reaction mixture was stirred at room temperature overnight. The mixture was cooled to 0°C and quenched with saturated sodium bicarbonate (20 ml). Water was added (50 ml) followed by ethyl acetate. The layers were separated and the organic layer was further washed with saturated sodium bicarbonate, water and saturated sodium chloride. The organic layer was dried over sodium sulfate, decanted and concentrated. The crude  
 25 mixture was purified by Flash chromatography to yield 1.57 g of the two isomers (N-benzylated and O-benzylated). The resulting solid was triturated with methanol to



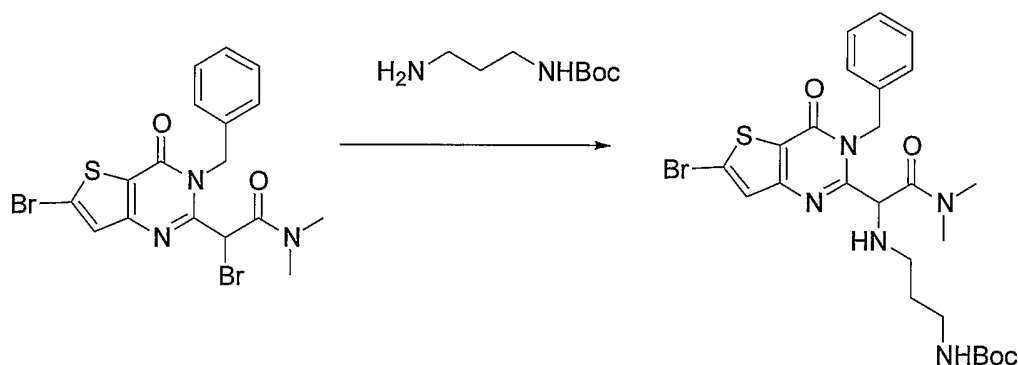
crash out most of the desired N-benzylated isomer. The remaining mixture was purified on PREP HPLC and free-based to yield in total 1.00g (39%) of 2-[6-bromo-4-oxo-3-benzyl(3-hydrothiopheno[3,2-d]pyrimidin-2-yl)]-N,N-dimethylacetamide,  $MH^+ = 408.0$ .

Step 4. 2-Bromo-2-[6-bromo-4-oxo-3-benzyl(3-hydrothiopheno[3,2-d]pyrimidin-2-yl)]-N,N-dimethylacetamide.



2-[6-bromo-4-oxo-3-benzyl(3-hydrothiopheno[3,2-d]pyrimidin-2-yl)]-N,N-dimethylacetamide (1 eq. 988 mg) was dissolved in 20 ml of acetic acid then sodium acetate (2 eq. 398 mg) was added followed by bromine (1 eq. 125  $\mu$ l). After about 2 h 0.5 more equivalents of sodium acetate and 0.5 equivalent of bromine were added. The reaction was complete after 2 h more. Water was added to the reaction and the product was extracted into ethyl acetate then later washed with more water, saturated sodium bicarbonate and saturated sodium chloride. The organic layer was dried over sodium sulfate, decanted and concentrated to yield 1.06 g (90%) of 2-bromo-2-[6-bromo-4-oxo-3-benzyl(3-hydrothiopheno[3,2-d]pyrimidin-2-yl)]-N,N-dimethylacetamide,  $MH^+ = 486.1$ .

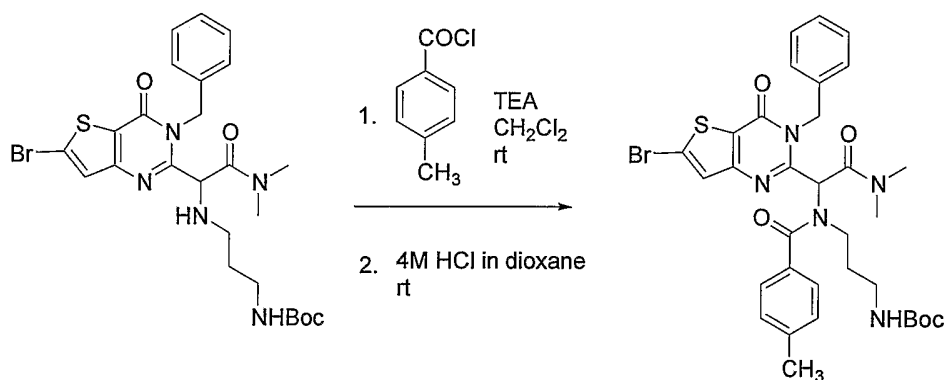
Step 5. 2-({3-[(tert-Butoxy)carbonylamino]propyl}amino)-2-[6-bromo-4-oxo-3-benzyl(3-hydrothiopheno[3,2-d]pyrimidin-2-yl)]-N,N-dimethylacetamide.



To a solution of N-bocpropylamine (3 eq. 1.14 g) in 15 ml of dimethyl formamide, was added 2-bromo-2-[6-bromo-4-oxo-3-benzyl(3-hydrothiopheno[3,2-

d]pyrimidin-2-yl)]-N,N-dimethylacetamide (1 eq. 1.06 g). The reaction mixture was stirred at room temperature overnight. Ethyl acetate (500ml) was added to the mixture and the organic layer was washed with saturated sodium bicarbonate, water (4 washes), and saturated sodium chloride. The organic layer was dried over sodium sulfate, decanted and concentrated down. The crude mixture was purified by flash chromatography to yield 428 mg (34%) of 2-({3-[(tert-butoxy)carbonylamino]propyl}amino)-2-[6-bromo-4-oxo-3-benzyl(3-hydrothiopheno[3,2-d]pyrimidin-2-yl)]-N,N-dimethylacetamide,  $MH^+ = 580.3$ .

Step 6. N-(3-Aminopropyl)-N-[1-(3-benzyl-6-bromo-4-oxo-3,4-dihydrothieno[3,2-d]pyrimidin-2-yl)-2-(dimethylamino)-2-oxoethyl]-4-methylbenzamide.



2-({3-[(tert-butoxy)carbonylamino]propyl}amino)-2-[6-bromo-4-oxo-3-benzyl(3-hydrothiopheno[3,2-d]pyrimidin-2-yl)]-N,N-dimethylacetamide (1 eq. 75 mg) was dissolved in 2 ml of methylene chloride and the solution was cooled to 0 °C. Acid chloride (3 eq. 51  $\mu$ l) was added followed by the addition of triethylamine (5 eq. 91  $\mu$ l). The reaction mixture was allowed to warm to room temperature and to stir at room temperature overnight. 30 ml of methylene chloride was added to the mixture. The organic layer was washed with water, saturated bicarbonate, saturated sodium chloride, filtered and the filtrate was dried over sodium sulfate, decanted and concentrated in vacuo. The crude mixture was purified by flash chromatography to yield 57.5 mg (64%) of 2-(N-{3-[(tert-butoxy)carbonylamino]propyl}(4-methylphenyl)carbonylamino)-2-[6-bromo-4-oxo-3-benzyl(3-hydrothiopheno[3,2-d]pyrimidin-2-yl)]-N,N-dimethylacetamide,  $MH^+ = 696.1$ .

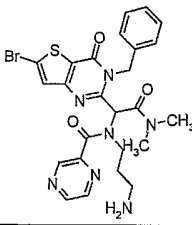
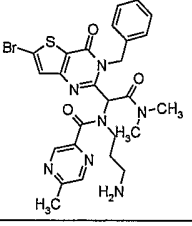
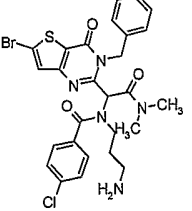
2-(N-{3-[(tert-butoxy)carbonylamino]propyl}(4-methylphenyl)carbonylamino)-2-[6-bromo-4-oxo-3-benzyl(3-hydrothiopheno[3,2-d]pyrimidin-2-yl)]-N,N-dimethylacetamide (1 eq. 53 mg) was dissolved in 4M HCl in dioxane (1ml). The

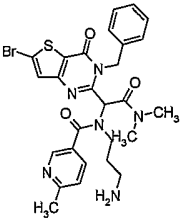
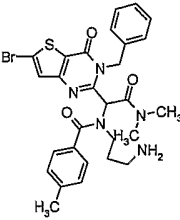
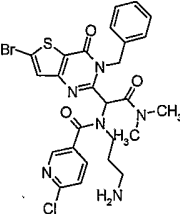
reaction mixture was stirred at room temperature for 3 h. 20 ml of ether was added and decanted off. This was repeated 2x and the reaction mixture was concentrated to yield a white solid. Precipitate in the ether washes was also filtered and combined with the solid. The combined solids yielded 25 mg (52%) of 2-[N-(3-aminopropyl)(4-methylphenyl)carbonylamino]-2-[6-bromo-4-oxo-3-benzyl(3-hydrothiopheno[3,2-d]pyrimidin-2-yl)]-N,N-dimethylacetamide as the HCl salt,  $MH^+ = 598.1$ .

Compound 5 in Table 1 was prepared as described above. Compounds 1-4 and 6 in Table 1 were made in analogous manner as described above for compound 5 starting from product of step 5 of Example 1: 1 2-({3-[(tert-butoxy)carbonylamino]propyl}amino)-2-[6-bromo-4-oxo-3-benzyl(3-hydrothiopheno[3,2-d]pyrimidin-2-yl)]-N,N-dimethylacetamide and corresponding aryl-C(=O)-Cl or heteroaryl-C(=O)-chloride.

15

TABLE 1

Compound	Structure	MH <sup>+</sup>	Name
1		584.3	N-(3-aminopropyl)-N-[1-(3-benzyl-6-bromo-4-oxo-3,4-dihydrothieno[3,2-d]pyrimidin-2-yl)-2-(dimethylamino)-2-oxoethyl]pyrazine-2-carboxamide
2		598.3	N-(3-aminopropyl)-N-[1-(3-benzyl-6-bromo-4-oxo-3,4-dihydrothieno[3,2-d]pyrimidin-2-yl)-2-(dimethylamino)-2-oxoethyl]-5-methylpyrazine-2-carboxamide
3		618.0	N-(3-aminopropyl)-N-[1-(3-benzyl-6-bromo-4-oxo-3,4-dihydrothieno[3,2-d]pyrimidin-2-yl)-2-(dimethylamino)-2-oxoethyl]-4-chlorobenzamide

Compound	Structure	MH <sup>+</sup>	Name
4		599.0	N-(3-aminopropyl)-N-[1-(3-benzyl-6-bromo-4-oxo-3,4-dihydrothieno[3,2-d]pyrimidin-2-yl)-2-(dimethylamino)-2-oxoethyl]-6-methylnicotinamide
5		598.3	N-(3-aminopropyl)-N-[1-(3-benzyl-6-bromo-4-oxo-3,4-dihydrothieno[3,2-d]pyrimidin-2-yl)-2-(dimethylamino)-2-oxoethyl]-4-methylbenzamide
6		619.0	N-(3-aminopropyl)-N-[1-(3-benzyl-6-bromo-4-oxo-3,4-dihydrothieno[3,2-d]pyrimidin-2-yl)-2-(dimethylamino)-2-oxoethyl]-6-chloronicotinamide

Using the procedure described in Example 2, compounds 1-6 were shown to have an Eg5 inhibitory activity at an IC<sub>50</sub> or less than about 25  $\mu$ M. Some of the compounds have an IC<sub>50</sub> of less than about 10  $\mu$ M, and certain others of the compounds have an IC<sub>50</sub> of less than 1  $\mu$ M.

### Example 2

#### Assay for Determining KSP Activity

In this example, a representative in vitro assay for determining KSP activity is described.

10 Purified microtubules from bovine brain were purchased from Cytoskeleton Inc. The motor domain of human KSP (KSP, KNSL1) was cloned and purified to a purity of greater than 95%. Biomol Green was purchased from Affinity Research Products Ltd.

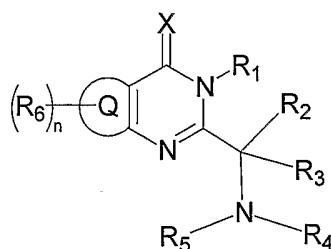
15 Microtubules and the KSP motor protein were diluted in assay buffer (20 mM Tris-HCl, pH 7.5, 1 mM MgCl<sub>2</sub>, 10 mM DTT and 0.25 mg/mL BSA) to a concentration of 35  $\mu$ g/mL for microtubules and 45 nM for KSP. The microtubule/KSP mixture was then pre-incubated at 37°C for 10 min to promote the binding of KSP to microtubules. ATP was also diluted to a concentration of 300  $\mu$ M in the same assay buffer. To each well of the testing plate (384 well plate) containing 1.25  $\mu$ L of compounds in DMSO or

DMSO only, 25 uL of ATP solution. To start the reaction, 25 uL of microtubule/KSP solution was added to the ATP/compound mixture. The plates were incubated at room temperature for 1 hr. At the end of incubation period, 65 uL of Biomol Green was added to each well. The plates were incubated for 5-10 min and then the absorbance at 630 nm  
5 was determined. Biomol Green reagent is a malachite green based dye that detects the release of inorganic phosphate. Developed color signal was read using a Victor II reader. The concentration of each compound for 50% inhibition ( $IC_{50}$ ) was calculated by nonlinear regression using either XLFit for Excel or Prism data analysis software by GraphPad Software Inc.

10 While the preferred embodiment of the invention has been illustrated and described, it will be appreciated that various changes can be made therein without departing from the spirit and scope of the invention.

The embodiments of the invention in which an exclusive property or privilege is claimed are defined as follows:

1. A compound having the formula:



wherein Q is heteroaryl;

X is O or S;

R<sub>1</sub> is hydrogen, or substituted or unsubstituted alkyl, alkenyl, alkynyl, aryl, heteroaryl, heterocyclyl, alkylsulfonyl, or arylsulfonyl;

R<sub>2</sub> is hydrogen, or substituted or unsubstituted alkyl, alkenyl, alkynyl, aryl, heteroaryl, heterocyclyl, alkylsulfonyl, arylsulfonyl, alkylcarboxy, aminocarboxy, aminocarbonyl, or alkylsulfonamido; or COR<sub>7</sub>, CO<sub>2</sub>R<sub>7</sub>, CONR<sub>8</sub>R<sub>9</sub>, S(O)<sub>m</sub>R<sub>10</sub>, or SO<sub>2</sub>NR<sub>11</sub>R<sub>12</sub>;

R<sub>3</sub> is cyano, substituted or unsubstituted arylsulfonyl, or CONR<sub>8</sub>R<sub>9</sub>;

R<sub>4</sub> is hydrogen, or substituted or unsubstituted alkyl, alkenyl, alkynyl, aryl, heteroaryl, or heterocyclyl; or L-R<sub>13</sub>, wherein L is a C1-C10 saturated or unsaturated branched or unbranched carbon chain comprising one or more methylene groups, wherein one or more methylene groups are optionally independently replaced by O, N, or S; and wherein L is optionally substituted with one or two oxo groups and one or more C1-C10 branched or unbranched alkyl optionally substituted by one or more halogen atoms;

R<sub>5</sub> is hydrogen, or substituted or unsubstituted alkyl, alkenyl, alkynyl, alkoxy, aryl, heteroaryl, or heterocyclyl; or COR<sub>7</sub>, CO<sub>2</sub>R<sub>7</sub>, CONR<sub>8</sub>R<sub>9</sub>, or SO<sub>(m)</sub>R<sub>10</sub>;

R<sub>6</sub> is hydrogen, halogen, hydroxy, nitro, amino, cyano, alkoxy, alkylthio, methylenedioxy, or haloalkoxy; or substituted or unsubstituted alkyl, alkenyl, alkynyl, aryl, heteroaryl, alkylamino, dialkylamino, alkylsulfonyl, arylsulfonyl, alkylcarboxy, carboxyamino, carboxyamido, aminocarboxy, aminocarbonyl, or alkylsulfonamido;

$R_7$ ,  $R_8$ ,  $R_9$ ,  $R_{10}$ ,  $R_{11}$ , and  $R_{12}$  are independently selected from hydrogen, or substituted or unsubstituted alkyl, alkenyl, alkynyl, aryl, heteroaryl, or heterocyclyl; or  $R_8$  and  $R_9$ , or  $R_{11}$  and  $R_{12}$  taken together form a 3- to 7-membered carbocyclic or heterocyclic ring;

$R_{13}$  is amino, alkylamino, or dialkylamino; or substituted or unsubstituted guanidino or heterocyclyl;

$m = 0, 1$ , or  $2$ ; and

$n = 0, 1, 2$ , or  $3$ ; or

the tautomers, pharmaceutically acceptable salts, or prodrugs thereof.

2. A compound of Claim 1, wherein Q is thienyl, thiazolyl, imidazolyl, pyrazolyl, pyridyl, pyridazinyl, piperazinyl, azetidyl, triazolyl, benzimidazolyl, benzothiazolyl, or benzoxazolyl.

3. A compound of Claim 1, wherein Q is thienyl.

4. A compound of Claim 1, wherein Q is pyridyl.

5. A compound of Claim 1, wherein substituted alkyl comprises arylalkyl, heteroarylalkyl, heterocyclalkyl, aminoalkyl, alkylaminoalkyl, dialkylaminoalkyl, or sulfonamidoalkyl.

6. A compound of Claim 1, wherein X is O.

7. A compound of Claim 1, wherein  $R_1$  is arylalkyl.

8. A compound of Claim 1, wherein  $R_1$  is benzyl.

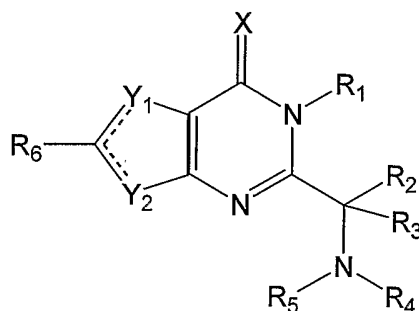
9. A compound of Claim 1, wherein  $R_2$  is hydrogen and  $R_3$  is  $\text{CONR}_8\text{R}_9$ .

10. A compound of Claim 9, wherein  $R_8$  and  $R_9$  are independently selected from hydrogen, methyl, ethyl, or isopropyl.

11. A compound of Claim 1, wherein  $R_4$  is  $\text{L-R}_{13}$ .

12. A compound of Claim 11, wherein  $\text{L-R}_{13}$  is aminoalkyl.

13. A compound of Claim 11, wherein L-R<sub>13</sub> is aminopropyl, alkylaminopropyl, or dialkylaminopropyl.
14. A compound of Claim 11, wherein L-R<sub>13</sub> is aminopropyl.
15. A compound of Claim 1, wherein R<sub>5</sub> is hydrogen, alkyl, aryl, or COR<sub>7</sub>.
16. A compound of Claim 1, wherein R<sub>5</sub> is COR<sub>7</sub>.
17. A compound of Claim 16, wherein R<sub>7</sub> is substituted or unsubstituted aryl or heteroaryl.
18. A compound of Claim 16, wherein R<sub>7</sub> is alkyl- or halogen-substituted aryl.
19. A compound of Claim 16 wherein R<sub>7</sub> is substituted or unsubstituted phenyl, pyridyl, or pyrazinyl.
20. A compound of Claim 1, wherein R<sub>6</sub> is hydrogen, alkyl, chloro, or bromo.
21. A compound having the formula:



wherein X is O or S;

Y<sub>1</sub> is S, O, or NR<sub>14</sub> and Y<sub>2</sub> is CR<sub>15</sub>; or

Y<sub>1</sub> is CR<sub>15</sub> and Y<sub>2</sub> is S, O, or NR<sub>14</sub>; or

Y<sub>1</sub> is N and Y<sub>2</sub> is S, O, or NR<sub>14</sub>; or

Y<sub>1</sub> is S, O, NR<sub>14</sub> and Y<sub>2</sub> is N;

wherein, the dashed line represents a double bond to Y<sub>1</sub>, when Y<sub>1</sub> is CR<sub>15</sub> or N, and a double bond to Y<sub>2</sub>, when Y<sub>2</sub> is CR<sub>15</sub> or N;



$R_1$  is hydrogen, or substituted or unsubstituted alkyl, alkenyl, alkynyl, aryl, heteroaryl, heterocyclyl, alkylsulfonyl, or arylsulfonyl;

$R_2$  is hydrogen, or substituted or unsubstituted alkyl, alkenyl, alkynyl, aryl, heteroaryl, heterocyclyl, alkylsulfonyl, arylsulfonyl, alkylcarboxy, aminocarboxy, aminocarbonyl, or alkylsulfonamido; or  $COR_7$ ,  $CO_2R_7$ ,  $CONR_8R_9$ ,  $S(O)_mR_{10}$ , or  $SO_2NR_{11}R_{12}$ ;

$R_3$  is cyano, substituted or unsubstituted arylsulfonyl, or  $CONR_8R_9$ ;

$R_4$  is hydrogen, or substituted or unsubstituted alkyl, alkenyl, alkynyl, aryl, heteroaryl, or heterocyclyl; or  $L-R_{13}$ , wherein  $L$  is a C1-C10 saturated or unsaturated branched or unbranched carbon chain comprising one or more methylene groups, wherein one or more methylene groups are optionally independently replaced by O, N, or S; and wherein  $L$  is optionally substituted with one or two oxo groups and one or more C1-C10 branched or unbranched alkyl optionally substituted by one or more halogen atoms;

$R_5$  is hydrogen, or substituted or unsubstituted alkyl, alkenyl, alkynyl, alkoxy, aryl, heteroaryl, or heterocyclyl; or  $COR_7$ ,  $CO_2R_7$ ,  $CONR_8R_9$ , or  $SO_{(m)}R_{10}$ ;

$R_6$  is hydrogen, halogen, hydroxy, nitro, amino, cyano, alkoxy, alkylthio, methylenedioxy, or haloalkoxy; or substituted or unsubstituted alkyl, alkenyl, alkynyl, aryl, heteroaryl, alkylamino, dialkylamino, alkylsulfonyl, arylsulfonyl, alkylcarboxy, carboxyamino, carboxyamido, aminocarboxy, aminocarbonyl, or alkylsulfonamido;

$R_7$ ,  $R_8$ ,  $R_9$ ,  $R_{10}$ ,  $R_{11}$ , and  $R_{12}$  are independently selected from hydrogen, or substituted or unsubstituted alkyl, alkenyl, alkynyl, aryl, heteroaryl, or heterocyclyl; or  $R_8$  and  $R_9$ , or  $R_{11}$  and  $R_{12}$  taken together form a 3- to 7-membered carbocyclic or heterocyclic ring;

$R_{13}$  is amino, alkylamino, or dialkylamino; or substituted or unsubstituted guanidino or heterocyclyl;

$R_{14}$  and  $R_{15}$  are independently selected from hydrogen, or substituted or unsubstituted alkyl, alkenyl, alkynyl, aryl, heteroaryl, or heterocyclyl;

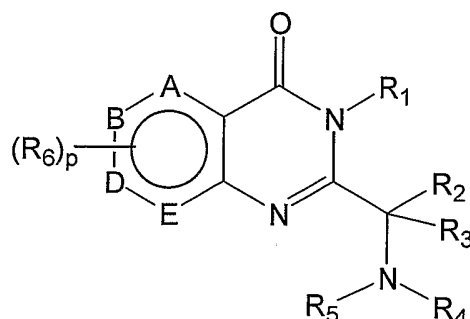
$m = 0, 1, \text{ or } 2$ ; or

the tautomers, pharmaceutically acceptable salts, or prodrugs thereof.

22. A compound of Claim 21, wherein substituted alkyl comprises arylalkyl, heteroarylalkyl, heterocyclalkyl, aminoalkyl, alkylaminoalkyl, dialkylaminoalkyl, or sulfonamidoalkyl.

23. A compound of Claim 21, wherein X is O.
24. A compound of Claim 21, wherein R<sub>1</sub> is arylalkyl.
25. A compound of Claim 21, wherein R<sub>1</sub> is benzyl.
26. A compound of Claim 21, wherein R<sub>2</sub> is hydrogen and R<sub>3</sub> is CONR<sub>8</sub>R<sub>9</sub>.
27. A compound of Claim 26, wherein R<sub>8</sub> and R<sub>9</sub> are independently selected from hydrogen, methyl, ethyl, or isopropyl.
28. A compound of Claim 21, wherein R<sub>4</sub> is L-R<sub>13</sub>.
29. A compound of Claim 28, wherein L-R<sub>13</sub> is aminoalkyl.
30. A compound of Claim 28, wherein L-R<sub>13</sub> is aminopropyl, alkylaminopropyl, or dialkylaminopropyl.
31. A compound of Claim 28, wherein L-R<sub>13</sub> is aminopropyl.
32. A compound of Claim 21, wherein R<sub>5</sub> is hydrogen, alkyl, aryl, or COR<sub>7</sub>.
33. A compound of Claim 21, wherein R<sub>5</sub> is COR<sub>7</sub>.
34. A compound of Claim 33, wherein R<sub>7</sub> is substituted or unsubstituted aryl or heteroaryl.
35. A compound of Claim 33, wherein R<sub>7</sub> is alkyl- or halogen-substituted aryl.
36. A compound of Claim 33, wherein R<sub>7</sub> is substituted or unsubstituted phenyl, pyridyl, or pyrazinyl.
37. A compound of Claim 21, wherein R<sub>6</sub> is hydrogen, alkyl, chloro, or bromo.

38. A compound having the formula:



wherein, A, B, D, and E are independently selected from N, CH, or CR<sub>6</sub>, with the proviso that at least one, but no more than two of A, B, D, or E are N;

R<sub>1</sub> is hydrogen, or substituted or unsubstituted alkyl, alkenyl, alkynyl, aryl, heteroaryl, heterocyclyl, alkylsulfonyl, or arylsulfonyl;

R<sub>2</sub> is hydrogen, or substituted or unsubstituted alkyl, alkenyl, alkynyl, aryl, heteroaryl, heterocyclyl, alkylsulfonyl, arylsulfonyl, alkylcarboxy, aminocarboxy, aminocarbonyl, or alkylsulfonamido; or COR<sub>7</sub>, CO<sub>2</sub>R<sub>7</sub>, CONR<sub>8</sub>R<sub>9</sub>, S(O)<sub>m</sub>R<sub>10</sub>, or SO<sub>2</sub>NR<sub>11</sub>R<sub>12</sub>;

R<sub>3</sub> is cyano, substituted or unsubstituted arylsulfonyl, or CONR<sub>8</sub>R<sub>9</sub>;

R<sub>4</sub> is hydrogen, or substituted or unsubstituted alkyl, alkenyl, alkynyl, aryl, heteroaryl, or heterocyclyl; or L-R<sub>13</sub>, wherein L is a C1-C10 saturated or unsaturated branched or unbranched carbon chain comprising one or more methylene groups, wherein one or more methylene groups are optionally independently replaced by O, N, or S; and wherein L is optionally substituted with one or two oxo groups and one or more C1-C10 branched or unbranched alkyl optionally substituted by one or more halogen atoms;

R<sub>5</sub> is hydrogen, or substituted or unsubstituted alkyl, alkenyl, alkynyl, alkoxy, aryl, heteroaryl, or heterocyclyl; or COR<sub>7</sub>, CO<sub>2</sub>R<sub>7</sub>, CONR<sub>8</sub>R<sub>9</sub>, or SO<sub>(m)</sub>R<sub>10</sub>;

R<sub>6</sub> is hydrogen, halogen, hydroxy, nitro, amino, cyano, alkoxy, alkylthio, methylenedioxy, or haloalkoxy; or substituted or unsubstituted alkyl, alkenyl, alkynyl, aryl, heteroaryl, alkylamino, dialkylamino, alkylsulfonyl, arylsulfonyl, alkylcarboxy, carboxyamino, carboxyamido, aminocarboxy, aminocarbonyl, or alkylsulfonamido;

R<sub>7</sub>, R<sub>8</sub>, R<sub>9</sub>, R<sub>10</sub>, R<sub>11</sub>, and R<sub>12</sub> are independently selected from hydrogen, or substituted or unsubstituted alkyl, alkenyl, alkynyl, aryl, heteroaryl, or heterocyclyl; or R<sub>8</sub>

and  $R_9$ , or  $R_{11}$  and  $R_{12}$  taken together form a 3- to 7-membered carbocyclic or heterocyclic ring;

$R_{13}$  is amino, alkylamino, or dialkylamino; or substituted or unsubstituted guanidino or heterocyclyl;

$m = 0, 1, \text{ or } 2$ ; and

$p = 0, 1, 2, \text{ or } 3$ ; or

the tautomers, pharmaceutically acceptable salts, or prodrugs thereof.

39. The compound of Claim 38, wherein A is N.

40. The compound of Claim 39, wherein D is  $CR_6$  and  $R_6$  is chloro.

41. The compound of Claim 38, wherein A is N, B and E are CH, D is  $CR_6$ , and  $R_6$  is chloro.

42. A compound of Claim 38, wherein substituted alkyl comprises arylalkyl, heteroarylalkyl, heterocyclyalkyl, aminoalkyl, alkylaminoalkyl, dialkylaminoalkyl, or sulfonamidoalkyl.

43. A compound of Claim 38, wherein X is O.

44. A compound of Claim 38, wherein  $R_1$  is arylalkyl.

45. A compound of Claim 38, wherein  $R_1$  is benzyl.

46. A compound of Claim 38, wherein  $R_2$  is hydrogen and  $R_3$  is  $CONR_8R_9$ .

47. A compound of Claim 46, wherein  $R_8$  and  $R_9$  are independently selected from hydrogen, methyl, ethyl, or isopropyl.

48. A compound of Claim 38, wherein  $R_4$  is  $L-R_{13}$ .

49. A compound of Claim 48, wherein  $L-R_{13}$  is aminoalkyl.

50. A compound of Claim 48, wherein  $L-R_{13}$  is aminopropyl, alkylaminopropyl, or dialkylaminopropyl.

51. A compound of Claim 48, wherein  $L-R_{13}$  is aminopropyl.

52. A compound of Claim 38, wherein R<sub>5</sub> is hydrogen, alkyl, aryl, or COR<sub>7</sub>.
53. A compound of Claim 41, wherein R<sub>5</sub> is COR<sub>7</sub>.
54. A compound of Claim 53, wherein R<sub>7</sub> is substituted or unsubstituted aryl or heteroaryl.
55. A compound of Claim 53, wherein R<sub>7</sub> is alkyl- or halogen-substituted aryl.
56. A compound of Claim 53, wherein R<sub>7</sub> is substituted or unsubstituted phenyl, pyridyl, or pyrazinyl.
57. A compound of Claim 38, wherein R<sub>6</sub> is hydrogen, alkyl, chloro, or bromo.
58. A compound selected from:
- N-(3-aminopropyl)-N-[1-(3-benzyl-6-bromo-4-oxo-3,4-dihydrothieno[3,2-d]pyrimidin-2-yl)-2-(dimethylamino)-2-oxoethyl]pyrazine-2-carboxamide;
- N-(3-aminopropyl)-N-[1-(3-benzyl-6-bromo-4-oxo-3,4-dihydrothieno[3,2-d]pyrimidin-2-yl)-2-(dimethylamino)-2-oxoethyl]-5-methylpyrazine-2-carboxamide;
- N-(3-aminopropyl)-N-[1-(3-benzyl-6-bromo-4-oxo-3,4-dihydrothieno[3,2-d]pyrimidin-2-yl)-2-(dimethylamino)-2-oxoethyl]-4-chlorobenzamide;
- N-(3-aminopropyl)-N-[1-(3-benzyl-6-bromo-4-oxo-3,4-dihydrothieno[3,2-d]pyrimidin-2-yl)-2-(dimethylamino)-2-oxoethyl]-6-methylnicotinamide;
- N-(3-aminopropyl)-N-[1-(3-benzyl-6-bromo-4-oxo-3,4-dihydrothieno[3,2-d]pyrimidin-2-yl)-2-(dimethylamino)-2-oxoethyl]-4-methylbenzamide; or
- N-(3-aminopropyl)-N-[1-(3-benzyl-6-bromo-4-oxo-3,4-dihydrothieno[3,2-d]pyrimidin-2-yl)-2-(dimethylamino)-2-oxoethyl]-6-chloronicotinamide.
59. A composition, comprising a pharmaceutically acceptable carrier and an amount of a compound of Claims 1, 21, or 38 effective to inhibit KSP activity in a human or animal subject when administered thereto.

60. The composition of Claim 59 further comprising at least one additional agent for the treatment of cancer.

61. The composition of Claim 60, wherein the at least one additional agent for the treatment of cancer is selected from irinotecan, topotecan, gemcitabine, imatinib, trastuzumab, 5-fluorouracil, leucovorin, carboplatin, cisplatin, docetaxel, paclitaxel, tezacitabine, cyclophosphamide, vinca alkaloids, anthracyclines, rituximab, and trastuzumab.

62. A method for treating a condition by modulation of KSP protein activity comprising administering to a human or animal subject in need of such treatment an effective amount of a compound of Claims 1, 21, or 38.

63. The method of Claim 62, wherein the compound has an  $IC_{50}$  value of less than about 25  $\mu M$  in a cell proliferation assay.

64. The method of Claim 63, wherein the condition is cancer.

65. A method for inhibiting KSP activity in a human or animal subject, comprising administering to the human or animal subject a composition comprising an amount of a compound of Claims 1, 21, or 38 effective to inhibit KSP activity the human or animal subject.

66. A method for treating a cancer disorder in a human or animal subject, comprising administering to the human or animal subject a composition comprising an amount of a compound of Claims 1, 21, or 38 effective to inhibit KSP activity the human or animal subject.

67. The method of Claim 66 further comprising administering to the human or animal subject at least one additional agent for the treatment of cancer.

68. The method of Claim 67, wherein the at least one additional agent for the treatment of cancer is selected from irinotecan, topotecan, gemcitabine, gleevec, herceptin, 5-fluorouracil, leucovorin, carboplatin, cisplatin, taxanes, tezacitabine, cyclophosphamide, vinca alkaloids, imatinib, anthracyclines, rituximab, or trastuzumab.

69. A compound of Claims 1, 21, or 38 for use in the treatment of cancer.

70. Use of a compound of Claim 1, 21, 38 in the manufacture of a medicament for the treatment of cancer.

71. A kit, comprising a compound of Claims 1, 21, or 38 and a package insert or other labeling including directions for treating a cellular proliferative disease by administering an KSP inhibitory amount of the compound.

# INTERNATIONAL SEARCH REPORT

International application No.  
PCT/US2004/016954

## Box II Observations where certain claims were found unsearchable (Continuation of item 2 of first sheet)

This International Search Report has not been established in respect of certain claims under Article 17(2)(a) for the following reasons:

1. ☒ Claims Nos.:  
because they relate to subject matter not required to be searched by this Authority, namely:  
  
Although claims 62-68 are directed to a method of treatment of the human/animal body, the search has been carried out and based on the alleged effects of the compound/composition.
2. ☐ Claims Nos.:  
because they relate to parts of the International Application that do not comply with the prescribed requirements to such an extent that no meaningful International Search can be carried out, specifically:
3. ☐ Claims Nos.:  
because they are dependent claims and are not drafted in accordance with the second and third sentences of Rule 6.4(a).

## Box III Observations where unity of invention is lacking (Continuation of item 3 of first sheet)

This International Searching Authority found multiple inventions in this international application, as follows:

1. ☐ As all required additional search fees were timely paid by the applicant, this International Search Report covers all searchable claims.
2. ☐ As all searchable claims could be searched without effort justifying an additional fee, this Authority did not invite payment of any additional fee.
3. ☐ As only some of the required additional search fees were timely paid by the applicant, this International Search Report covers only those claims for which fees were paid, specifically claims Nos.:
4. ☐ No required additional search fees were timely paid by the applicant. Consequently, this International Search Report is restricted to the invention first mentioned in the claims; it is covered by claims Nos.:

### Remark on Protest

- ☐ The additional search fees were accompanied by the applicant's protest.
- ☐ No protest accompanied the payment of additional search fees.



# INTERNATIONAL SEARCH REPORT

International Application No

.../US2004/016954

## A. CLASSIFICATION OF SUBJECT MATTER

IPC 7 C07D495/04 A61K31/519 A61P35/00

According to International Patent Classification (IPC) or to both national classification and IPC

## B. FIELDS SEARCHED

Minimum documentation searched (classification system followed by classification symbols)

IPC 7 C07D

Documentation searched other than minimum documentation to the extent that such documents are included in the fields searched

Electronic data base consulted during the international search (name of data base and, where practical, search terms used)

EPO-Internal, CHEM ABS Data, WPI Data, BEILSTEIN Data, PAJ

## C. DOCUMENTS CONSIDERED TO BE RELEVANT

Category *	Citation of document, with indication, where appropriate, of the relevant passages	Relevant to claim No.
Y	WO 01/98278 A (BERGNES GUSTAV ; CHABALA JOHN C (US); FENG BAINIAN (US); FINER JEFFREY) 27 December 2001 (2001-12-27) claims 1,2	1-71
Y	WO 03/039460 A (HOFFMAN WILLIAM F ; FRALEY MARK E (US); MERCK & CO INC (US)) 15 May 2003 (2003-05-15) cited in the application claim 1	1-71
P,Y	WO 03/049527 A (HOFFMAN WILLIAM F ; FRALEY MARK E (US); MERCK & CO INC (US); HARTMAN G) 19 June 2003 (2003-06-19) claim 1	1-71
	----- -/--	

☒ Further documents are listed in the continuation of box C.

☒ Patent family members are listed in annex.

\* Special categories of cited documents :

\*A\* document defining the general state of the art which is not considered to be of particular relevance

\*E\* earlier document but published on or after the international filing date

\*L\* document which may throw doubts on priority claim(s) or which is cited to establish the publication date of another citation or other special reason (as specified)

\*O\* document referring to an oral disclosure, use, exhibition or other means

\*P\* document published prior to the international filing date but later than the priority date claimed

\*T\* later document published after the international filing date or priority date and not in conflict with the application but cited to understand the principle or theory underlying the invention

\*X\* document of particular relevance; the claimed invention cannot be considered novel or cannot be considered to involve an inventive step when the document is taken alone

\*Y\* document of particular relevance; the claimed invention cannot be considered to involve an inventive step when the document is combined with one or more other such documents, such combination being obvious to a person skilled in the art.

\* & \* document member of the same patent family

Date of the actual completion of the international search

28 October 2004

Date of mailing of the international search report

09/11/2004

Name and mailing address of the ISA

European Patent Office, P.B. 5818 Patentlaan 2  
NL - 2280 HV Rijswijk  
Tel. (+31-70) 340-2040, Tx. 31 651 epo nl,  
Fax: (+31-70) 340-3016

Authorized officer

Wörth, C

## INTERNATIONAL SEARCH REPORT

International Application No.

PCT/US2004/016954

## C.(Continuation) DOCUMENTS CONSIDERED TO BE RELEVANT

Category *	Citation of document, with indication, where appropriate, of the relevant passages	Relevant to claim No.
P,Y	WO 03/103575 A (KNIGHT STEVEN DAVID ; SMITHKLINE BEECHAM CORP (US); DHANAK DASHYANT (U) 18 December 2003 (2003-12-18) cited in the application claim 1	1-71
T	YAN Y ET AL: "Inhibition of a Mitotic Motor Protein: Where, How, and Conformational Consequences" JOURNAL OF MOLECULAR BIOLOGY, LONDON, GB, vol. 335, no. 2, 9 January 2004 (2004-01-09), pages 547-554, XP004479242 ISSN: 0022-2836 the whole document	1-71

# INTERNATIONAL SEARCH REPORT

Information on patent family members

International Application No

.../US2004/016954

Patent document cited in search report		Publication date	Patent family member(s)	Publication date
WO 0198278	A	27-12-2001	US 6545004 B1	08-04-2003
			AU 774748 B2	08-07-2004
			AU 1439801 A	08-05-2001
			AU 5927001 A	02-01-2002
			BR 0015110 A	02-07-2002
			BR 0111898 A	13-05-2003
			CA 2388646 A1	03-05-2001
			CA 2413426 A1	27-12-2001
			CN 1413198 T	23-04-2003
			CN 1437585 T	20-08-2003
			CZ 20021428 A3	13-11-2002
			CZ 20024178 A3	14-05-2003
			EP 1226129 A1	31-07-2002
			EP 1296959 A1	02-04-2003
			HU 0203430 A2	28-05-2003
			HU 0301201 A2	29-12-2003
			JP 2003512461 T	02-04-2003
			JP 2003048881 A	21-02-2003
			JP 2004501140 T	15-01-2004
			NO 20021907 A	07-06-2002
			NO 20026172 A	20-02-2003
			NZ 518480 A	27-02-2004
			PL 354891 A1	22-03-2004
			PL 358412 A1	09-08-2004
			WO 0130768 A1	03-05-2001
			WO 0198278 A1	27-12-2001
			US 2004023996 A1	05-02-2004
			US 6562831 B1	13-05-2003
			US 6630479 B1	07-10-2003
			ZA 200210133 A	17-06-2003
WO 03039460	A	15-05-2003	CA 2465491 A1	15-05-2003
			EP 1444209 A2	11-08-2004
			WO 03039460 A2	15-05-2003
WO 03049527	A	19-06-2003	CA 2467916 A1	19-06-2003
			EP 1458726 A2	22-09-2004
			WO 03049527 A2	19-06-2003
WO 03103575	A	18-12-2003	WO 03103575 A2	18-12-2003
			US 2004116438 A1	17-06-2004