



US00D431010S

United States Patent [19]
Guthier

[11] **Patent Number: Des. 431,010**

[45] **Date of Patent: ** Sep. 19, 2000**

[54] **PIERCING STUD CUSHION**

[76] Inventor: **Linda Guthier**, 604 Etter Rd.,
Mogadore, Ohio 44260

[**] Term: **14 Years**

[21] Appl. No.: **29/109,213**

[22] Filed: **Aug. 11, 1999**

[51] **LOC (7) Cl.** **11-01**

[52] **U.S. Cl.** **D11/88**

[58] **Field of Search** D11/88, 87, 86;
63/12, 14.3, 14.5

[56] **References Cited**

U.S. PATENT DOCUMENTS

D. 230,624	3/1974	Chernow	D11/88
D. 248,458	7/1978	Gatof et al.	D11/88
D. 259,110	5/1981	Russell	D11/88
D. 302,401	7/1989	Weingast	D11/88
D. 383,706	9/1997	Archamgault	D11/88

OTHER PUBLICATIONS

Findings & Chains, Base Metal Ear Clip and Ear Clip Cushions, p. 109, Sep. 11, 1991.

Findings & Chains, Earnuts, Bullet and Comfort Clutches, p. 112, Sep. 11, 1991.

Primary Examiner—Louis S. Zarfes
Assistant Examiner—Catherine R. Oliver
Attorney, Agent, or Firm—John D. Gugliotta

[57] **CLAIM**

The ornamental design for a piercing stud cushion, as shown and described.

DESCRIPTION

FIG. 1 is a perspective view of a piercing stud cushion showing my new design;

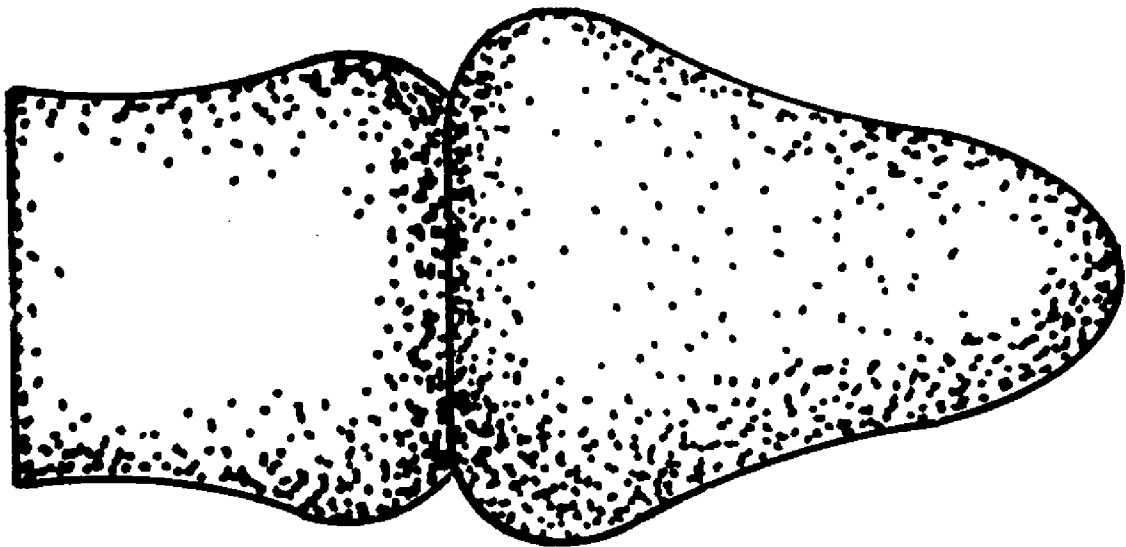
FIG. 2 is a top plan view thereof, the opposite side being a mirror image;

FIG. 3 is a front side elevational view thereof; and,

FIG. 4 is a rear side elevational view thereof.

The broken line showing of an earring in FIG. 1 is for illustrative purposes only and forms no part of the claimed design.

1 Claim, 1 Drawing Sheet



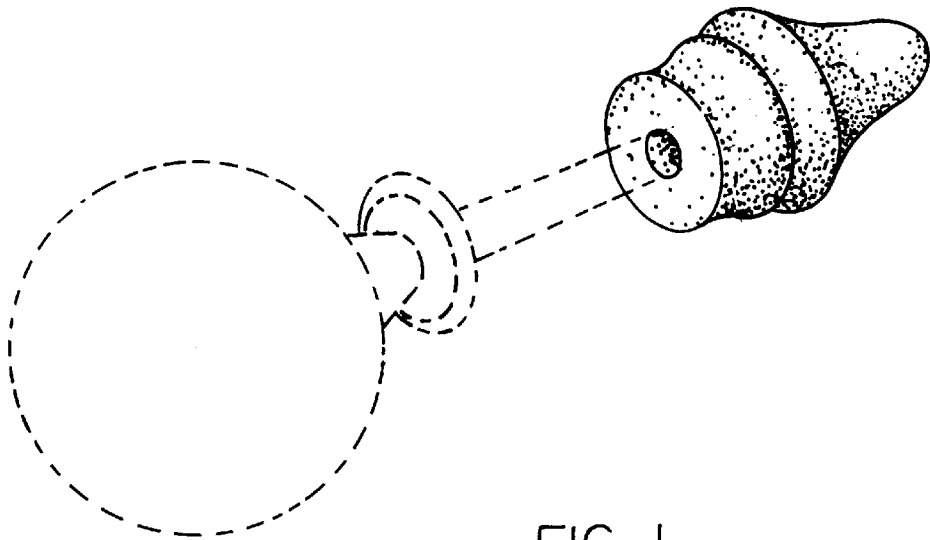


FIG. 1

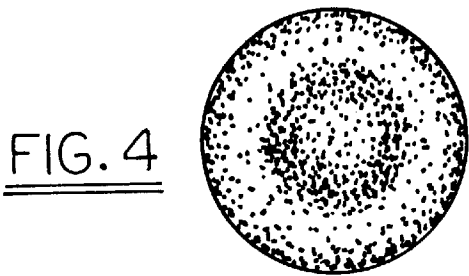


FIG. 4

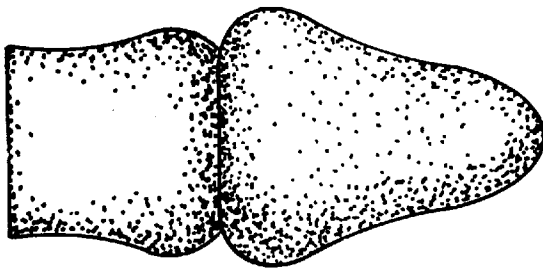


FIG. 2

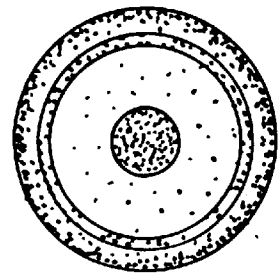


FIG. 3