

**(12) PATENT**  
**(19) AUSTRALIAN PATENT OFFICE**

**(11) Application No. AU 199540589 B2**  
**(10) Patent No. 709723**

(54) Title  
Recording medium and apparatus for protecting copyrighted digital data

(51)<sup>6</sup> International Patent Classification(s)  
G11B 019/04                      G11B 015/05  
G11B 015/04                      G11B 019/12

(21) Application No: 199540589                      (22) Application Date: 1995 .12 .20

(30) Priority Data

(31) Number	(32) Date	(33) Country
6-336503	1994 .12 .22	JP
7-019667	1995 .01 .12	JP

(43) Publication Date : 1996 .06 .27  
(43) Publication Journal Date : 1996 .06 .27  
(44) Accepted Journal Date : 1999 .09 .02

(71) Applicant(s)  
Sony Corporation

(72) Inventor(s)  
Koichi Sugiyama; Etsuro Sakamoto

(74) Agent/Attorney  
SPRUSON and FERGUSON,GPO Box 3898,SYDNEY NSW 2001

(56) Related Art  
US 4866769  
US 5369532

Recording Medium and Apparatus for Protecting  
Copyrighted Digital Data

ABSTRACT

Copying, dubbing or reproducing copyrighted digital data can be inhibited  
5 or restricted to properly protect a copyright. AV data recorded on a pre-recorded  
tape (101) is output (103) from a reproducing unit of a first digital VCR (102) with  
protective information indicating whether the copy of the AV data is inhibited or  
not. The protective information is input with the A/V data to a second digital VCR  
(104). Copy permission information of a blank tape (105) loaded in the second  
10 digital VCR (104) is discriminated and the second digital VCR (104) records the AV  
data supplied from the first digital VCR (102) based on the protective information  
and the copy permission information.



AUSTRALIA  
PATENTS ACT 1990

COMPLETE SPECIFICATION

FOR A STANDARD PATENT

ORIGINAL

---

Name and Address  
of Applicant: Sony Corporation  
7-35, Kitashinagawa 6-chome  
Shinagawa-ku  
Tokyo  
JAPAN

Actual Inventor(s): Koichi Sugiyama and Etsuro Sakamoto

Address for Service: Spruson & Ferguson, Patent Attorneys  
Level 33 St Martins Tower, 31 Market Street  
Sydney, New South Wales, 2000, Australia

Invention Title: Recording Medium and Apparatus for Protecting  
Copyrighted Digital Data

The following statement is a full description of this invention, including the  
best method of performing it known to me/us:-

450100-3399

BACKGROUND OF THE INVENTION

The invention relates to digital data recording medium, AV apparatus, and AV system which can easily control the recording or dubbing of a digital signal which is supplied from, for example, a television station or a digital VCR.

The invention also relates to a recording medium and a recording and reproducing apparatus which inhibits or restricts the recording (dubbing) and reproduction of a digital signal in order to protect its copyright.

In a digital recording and reproducing apparatus, for example, a digital VCR, there is hardly any deterioration of picture quality or sound quality during a dubbing (i.e., copying) process. Therefore, it is necessary to inhibit or restrict the dubbing or reproduction of certain data to protect a copyright.

When an analog signal is input, converted to a digital signal and recorded, copyright protective information is superimposed in a vertical blanking period (V blanking period) of the analog signal to inhibit or restrict the dubbing of the digital signal.

In a pre-recorded tape for a conventional analog VCR, in order to protect the copyright, a copyright protective signal formed of a plurality of pairs, each comprising a sync pulse and a positive pulse, is superimposed in the V blanking period of the television signal. An Automatic Gain Control (AGC) of the recording section of a VCR is "confused" by such a signal, so that the dubbing cannot be performed. That is, in case of

450100-3399

illegally copying a pre-recorded tape, the dubbed tape is copied so that it is unreproducible. Thus, the copyright is protected.

A VCR for an image compression system has been studied and developed. A digital VCR in which video and audio data are encoded, recorded and reproduced, such as the D1 component system, D2 composite system, and the like for business or professional use have been proposed with copyright protection. For instance, in an industrial-use digital VCR, signals such as the V blanking period and the horizontal blanking period (H blanking period) which do not represent image information are not recorded. Namely, only signals in the useful image portion are extracted, compressed, and recorded. Upon reproduction, such image data is subjected to processes opposite to those executed upon recording, so that the V and H blanking periods which were not recorded are added to the processed image data and the resultant data is output as a composite video signal.

Fig. 10 is a diagram showing an AV (audio/video) system for dubbing a pre-recorded tape onto a blank tape using digital VCRs. In Fig. 10, when a pre-recorded tape 101 is reproduced by a VCR 102, digital data, such as AV data, recorded on tape 101 is supplied through a cable 103 to a VCR in which a blank tape 105 is loaded. Tape 101, recorded by a compression system used in professional digital VCRs, as mentioned above, only contain data of the useful image portion; therefore, since there is no V blanking period, the analog VCR copyright protection techniques

are not adequate when recording or dubbing signals using the digital VCR.

OBJECTS AND SUMMARY OF THE INVENTION

5 It is an object of the present invention to ameliorate one or more disadvantages of the prior art.

In accordance with one aspect of the present invention there is provided an AV apparatus comprising:

10 a recording unit into which a recording medium capable of recording digital data is loaded, wherein said recording unit includes means for recording said digital data onto said recording medium; and

15 a control unit for permitting or inhibiting said means for recording to record said digital data in response to information indicative of copy permission, said information comprising a first auxiliary data stored on said recording medium and a second auxiliary data transmitted with said digital data.

In accordance with another aspect of the present invention there is provided an AV system comprising:

20 AV apparatus, said AV apparatus comprising a recording unit into which a recording medium capable of recording digital data is loaded, wherein said recording unit includes means for recording said digital data onto said recording medium; and

25 a control unit for permitting or inhibiting said means for recording to record said digital data in response to information indicative of copy permission, said information comprising a first auxiliary data recorded in said recording medium and a second auxiliary data transmitted with said digital data.

In accordance with still another aspect of the present invention there is provided a recording medium comprising:

30 a recording section on which a digital information signal is capable of being recorded; and

a recording condition memory in which recording permission information representing a recording duration of said information signal or a number of times said information signal is permitted to be recorded is stored.

In accordance with still another aspect of the present invention there is provided a recording medium comprising:

a recording section on which a digital information signal is recorded; and

5 a reproducing condition memory in which reproduction permission information representing a reproduction duration of said information signal or a number of times said information signal is permitted to be reproduced is stored, and copyright information indicative of a fee for reproducing said duration of said information signal or for reproducing said information signal said number of times is recorded in said reproducing condition memory.

10 In accordance with still another aspect of the present invention there is provided a recording apparatus comprising:

recording means for recording a digital information signal onto a recording medium, said recording medium including a recording condition memory;

15 control means for controlling said recording means in response to recording permission information stored in said recording condition memory, said recording permission information representing a recording duration of said information signal or a number of times said information signal is permitted to be recorded, wherein said information signal is only recorded for a predetermined duration or said number of times and said control means includes means to inhibit normal recording of said information  
20 signal at other times.

In accordance with still another aspect of the present invention there is provided a recording and reproducing apparatus comprising:

recording means for recording a digital information signal on a recording medium, said recording medium including a condition memory;

25 reproducing means for reproducing said information signal from said recording medium; and

30 control means for controlling said recording means in response to recording permission information stored in said condition memory, said recording permission information representing a recording duration or a number of recording times said information signal is permitted to be recorded, and for controlling said reproducing means in response to reproduction permission information stored in said condition memory, said reproduction permission information representing a reproduction duration or a number of reproduction times said information signal is permitted to be reproduced;

and wherein said information signal is only recorded for said recording duration or said number of recording times and said control means includes means to inhibit normal recording of said information signal at other times, and wherein said information signal is only reproduced for said reproduction duration or said number of reproduction times and said control means further includes means to inhibit normal reproduction of said information signal at other times.

In accordance with still another aspect of the present invention there is provided a recording method comprising the steps of:

10 recording a digital information signal onto a recording medium; and  
controlling said recording according to recording permission information stored in a recording condition memory of said recording medium and representing a recording duration of said information signal or a number of times said information signal is permitted to be recorded, wherein said information signal is only recorded for a  
15 predetermined duration or said number of times and normal recording of said information signal is inhibited at other times.

The above and other objects and features of the present invention will become apparent from the following detailed description with reference to the accompanying drawings.

20 **BRIEF DESCRIPTION OF THE DRAWINGS**

Fig. 1 is a block diagram of an AV system used for dubbing;

Fig. 2 is a table showing the relations among protective information, copy permission information, and copy permission/inhibition;

25 Figs. 3A and 3B are block diagrams of the reproducing and recording sections of digital VCRs;

Fig. 4 is a block diagram of a digital VCR used for recording;

Fig. 5 is a block diagram of the digital VCR used for dubbing;

30 Figs. 6A, 6B, 6C and 6D are diagrams showing methods of recording, storing or adding copy permission information or protective information onto a pre-recorded tape or a blank tape;

450100-3399

Figs. 7A, 7B, 7C and 7D are system diagrams for recording digital TV data;

Figs. 8A, 8B, 8C, and 8D are system diagrams for dubbing using a digital VCR;

5 Figs. 9A, 9B, 9C and 9D are system diagrams for using protective information levels of two stages for dubbing using a digital VCR;

Fig. 10 is a diagram showing an AV system for dubbing a pre-recorded tape onto a blank tape using digital VCRs;

10 Fig. 11 is a block diagram showing a recording and reproducing system to which the invention can be applied;

Fig. 12 is a block diagram showing a recording system to which the invention can be applied;

15 Fig. 13 is a block diagram showing a reproducing system to which the invention can be applied;

Fig. 14 is a diagram showing copyright protective information superimposed in a vertical blanking period;

20 Fig. 15 is a diagram showing the structure of copyright protective information superimposed in a vertical blanking period;

Fig. 16A and 16B are diagrams showing the copyright protective information superimposed on digital data;

25 Fig. 17 is a diagram showing the structure of the copyright protective information superimposed on the digital data; and

450100-3399

Fig. 18 is a diagram showing a copyright protective information pack.

DETAILED DESCRIPTION OF THE PREFERRED EMBODIMENTS

A preferred embodiment of the invention will now be described hereinbelow with reference to the drawings. Fig. 1 is a block diagram of an AV system used for dubbing AV data and protective information recorded on a pre-recorded tape loaded in a reproducing apparatus 1 (for example, a digital VCR), the reproduced data being output to a recording apparatus 2 (for example, a digital VCR). The protective information is stored in the digital data of the pre-recorded tape loaded in the reproducing apparatus or, for a transmission system, in the digital television data (DTV), which will be described later, transmitted from a broadcasting station. This protection information indicates whether dubbing is permitted or inhibited by the recording apparatus and is transmitted together with the AV data or DTV data. Rather than always transmitting the protective information, the protective information can be transmitted when dubbing is inhibited and not transmitted when dubbing is permitted.

A blank tape containing previously recorded copy permission information is loaded in recording apparatus 2. The copy permission information indicates whether the AV or DTV data can be recorded onto the blank tape. For example, if the copy permission information is indicative of permission to copy or not

450100-3399

onto a blank tape, copyrighted data can be properly protected.

For instance, where the protective information is not supplied from reproducing apparatus 1 or where the protective information indicative of the permission to copy is supplied from reproducing apparatus 1, dubbing can be executed regardless of the permission information recorded on the blank tape. Where the protective information indicative of copy inhibition is supplied from reproducing apparatus 1, that is, when copyrighted data constitutes the reproduced AV data, the copy permission information is important. Namely, where the copy permission information is indicative copy inhibition, the signal cannot be dubbed onto the blank tape. However, where the copy permission information is indicative of permission to copy, dubbing can be executed.

15 Fig. 2 is a table showing the relations among the  
protective information, copy permission information, and copy  
permission/inhibition. As mentioned above, where no protective  
information is transmitted, the AV or DTV data can be copied  
regardless of the copy permission information of the recording  
medium loaded in the recording apparatus. In addition, where  
protective information indicative of copy inhibition is  
transmitted from the reproducing apparatus and where there is no  
copy permission information in the recording medium or the copy  
permission information is indicative of copy inhibition, then  
25 copying cannot be performed. Even when the protective

450100-3399

information indicative of the copy inhibition is transmitted from the reproducing medium, where the copy permission information indicates that copying is permitted onto the recording medium, the AV or DTV data can be copied. Where copying is inhibited, the user is notified by using, for example, an On Screen Display (OSD) on a monitor or the like.

Figs. 3A and 3B are diagrams of the recording and reproducing sections of digital VCRs. Reproducing apparatus 1, shown in Fig. 3A, reproduces the AV data recorded on the pre-recorded tape from a recording/reproducing unit 3 and outputs the data to a control unit 5. Protective information, previously recorded on the pre-recorded tape, is read from the pre-recorded tape by a protective information reading unit 4 and output to control unit 5. The AV data and protective information are output from the control unit.

In the recording apparatus 2, shown in Fig. 3B, a control unit 6 receives the AV data and protective information transmitted from reproducing apparatus 1. The AV data and protective information are supplied from control unit 6 to a recording/reproducing unit 8.

If the protective information indicates that copying is permitted or if there is no protective information, regardless of the copy permission information stored on the blank tape loaded in recording apparatus 2, the AV data reproduced by reproducing apparatus 1 can be recorded by recording apparatus 2.

450100-3399

When the protective information is indicative of copy inhibition, a copy permission information reading unit 7 reads whether copy permission information has been recorded on the loaded blank tape and outputs the result to control unit 6. Control unit 6 sends a copy permission signal to recording/reproducing unit 8 based on the copy permission information. When there is no copy permission information or when the copy permission information is indicative of copy inhibition, the reproduced data cannot be copied. However, when the copy permission information indicates that copying is permitted, the reproduced data can be copied.

Fig. 4 is a block diagram of a digital VCR used for recording. The digital VCR comprises an input/output selector 11, a tuner unit 12, a recording and reproducing apparatus 13 in which a blank tape (not shown) has been loaded, a controller 14, and a power supply circuit 15. The tuner unit receives broadcasted DTV data and protective information indicative of whether copying is permitted. The controller generates a control signal indicating that data can be recorded by recording and reproducing apparatus 13. When the protective information is not transmitted from the tuner unit to the controller, a control signal indicating that the DTV data can be recorded regardless of the copy permission information that may be read from the loaded tape is supplied to the recording and reproducing apparatus.

450100-3399

When the protective information input to the controller from the DTV data is indicative of copy inhibition, the controller reads copy permission information from the blank tape. If the copy permission information from the blank tape indicates that data can be recorded, the DTV data can be copied; whereas if the copy permission information indicates recording inhibition, the DTV data cannot be recorded.

Fig. 5 is a block diagram of a digital VCR used for dubbing data from a pre-recorded tape. In Fig. 5, the same component elements as those shown in Fig. 4. are designated by the same reference numerals and so are not described below. Digital data and protective information from another digital VCR (not shown) are supplied to a signal processing apparatus 16, through an I/O selector 11. The protective information is inputted from the signal processing apparatus to controller 14. The controller generates a control signal indicating whether the AV data can be dubbed based on the protective information supplied from the signal processing apparatus. If no protective information or if protective information indicating that copying is permitted is supplied, then dubbing can be performed regardless of copy permission information stored on the blank tape.

When protective information indicative of copy inhibition is supplied to the controller 14, the controller reads the copy permission information from the blank tape loaded in recording and reproducing apparatus 13. If the copy permission

450100-3399

information indicates that copying is permitted, such information is output from the recording and reproducing apparatus to the controller. Thus, dubbing can be executed. If the copy permission information indicates copy inhibition, then dubbing  
5 cannot be executed.

Figs. 6A, 6B, 6C and 6D are diagrams showing a method of recording, storing or adding the foregoing copy permission information or protective information to a pre-recorded tape or a blank tape. In Fig. 6A, a memory device such as ROM, RAM, or the  
10 like is built into the tape cassette. The copy permission information or protective information is stored in the memory device. When the tape is loaded into recording and/or reproducing apparatus, information data in the memory device is read by that apparatus. In Fig. 6B, the presence of copy  
15 permission information or protective information is determined by states of detection holes formed on the cassette. In Fig. 6C, bar codes provided on the tape cassette are discriminated by the apparatus to determine whether copy permission information or protective information is stored on the tape. If Fig. 6D, tracks  
20 of copy permission information or protective information are provided at predetermined positions on the tape (for example, in a longitudinal track in an upper portion of the tape). Copy permission information or protective information may be recorded  
25 throughout the entire length of tape or only in a partial interval of the tape. The copy permission information or

450100-3399

protective information recorded on the longitudinal track is read by a read-only fixed head of the apparatus. As mentioned above, by reading the copy permission or protective information in the memory device, detecting the states of the detection holes, discriminating bar codes, or reading the track, the copy permission information or protective information stored on the pre-recorded or blank tape is determined. Thus, whether recording or dubbing can be performed onto the loaded blank tape or from the pre-recorded tape is judged.

10 Figs. 7A, 7B, 7C and 7D are diagrams showing the relation between the protective information and copy permission information when recording DTV data. Fig. 2 is referred to in order to better appreciate the following description.

As shown in Fig. 7A, when no protective information is transmitted with the DTV data and no copy permission information is stored on the blank tape loaded into the recording apparatus, recording is permitted.

As shown in Fig. 7B, when the protective information indicative of copy inhibition is transmitted with the DTV data and no copy permission information is stored on the blank tape loaded into the recording apparatus, recording is inhibited. If the protective information indicates that copying is permitted and no copy permission information is stored on the blank tape, recording is permitted, as in Fig. 7A.

450100-3399

As shown in Figs. 7A and 7C, when no protective information is transmitted with the DTV data then the copy permission information stored on the blank tape loaded into the recording apparatus is irrelevant and recording is permitted.

5 When the protective information is transmitted with the DTV data and copy permission information is stored on the blank tape in the recording apparatus, as shown in Fig. 7D, there are four possibilities.

10 First, when protective information indicative of copy inhibition is transmitted and the copy permission information is indicative of copy inhibition, recording is not possible. Second and third, when the protective information indicates that copying is permitted and the copy permission information indicates that copying is permitted or inhibited, recording is permitted.

15 Fourth, when the protective information is indicative of copy inhibition and the copy permission information indicates that copying is permitted, recording is permitted. In Fig. 7D, when recording is permitted pursuant to the fourth possibility, the protective information is recorded with the DTV data, so that  
20 similar protection and copy permission can be maintained for the dubbed data.

Figs. 8A, 8B, 8C and 8D are system diagrams showing the relation between the protective information and copy permission information when dubbing data from a digital VCR.

450100-3399

In Fig. 8A, when a medium, such as a video tape or the like, having no protective information is loaded into the reproducing apparatus, dubbing is permitted regardless of the copy permission information of the recording medium, such as a blank tape, in the recording apparatus.

In Fig. 8B, when the medium, such as a pre-recorded tape or the like, which contains protective information indicative of copy inhibition is loaded into the reproducing apparatus and a blank tape without copy permission information is loaded into the recording apparatus, dubbing cannot be executed.

In Fig. 8C, when a medium having no protective information is loaded into the reproducing apparatus and a blank tape having copy permission information is loaded into the recording apparatus, dubbing is permitted.

In Fig. 8D, when a medium having protective information is loaded into the reproducing apparatus and a blank tape having copy permission information is loaded into the recording apparatus, there are four possible cases.

First, in the case where the protective information is indicative of copy inhibition and the copy permission information is indicative of copy inhibition, dubbing cannot be executed.

Second and third, when the protective information indicates that copying is permitted and the copy permission information indicates that copying is permitted or inhibited, dubbing is permitted. Fourth, when the protective information is indicative

450100-3399

of copy inhibition and the copy permission information indicates that copying is permitted, dubbing is permitted. In Fig. 8D, the protective information is dubbed with the digital data for the fourth possibility, so that similar protection and copy  
5 permission can be maintained for the dubbed data.

Figs. 9A, 9B, 9C and 9D show system diagrams for dubbing using a digital VCR when two stages or levels of protective information are used. By allocating states or levels to the protective information, even when copy permission  
10 information is stored on the blank tape loaded into the recording apparatus, dubbing onto the blank tape can be inhibited.

As shown in Fig. 9A, when the reproducing medium, such as a pre-recorded tape or the like, with a first level of protective information is loaded into the reproducing apparatus  
15 and a recording medium, such as a blank tape or the like, having no copy permission information is loaded into the recording apparatus, dubbing cannot be executed.

As shown in Fig. 9B, where a reproducing medium having a second level of protective information is loaded into the  
20 reproducing apparatus and a recording medium having no copy permission information is loaded into the recording apparatus, dubbing cannot be executed.

As shown in Fig. 9C, when a reproducing medium having a first level of protective information is loaded into the  
25 reproducing apparatus and a recording medium having copy

450100-3399

permission information indicating that recording is permitted is loaded into the recording apparatus, dubbing is permitted. In this case, the protective information is recorded onto the blank tape together with the digital data. Therefore, similar  
5 protection and copy permission can be maintained for the dubbed data.

As shown in Fig. 9D, if a reproducing medium having a second level of protective information is loaded into the reproducing apparatus and a recording medium having copy  
10 permission information is loaded into the recording apparatus, dubbing cannot be executed. Protective information of two levels is provided so that illegal dubbing can be restricted. The first level of protective information is set to the same level of the copy permission information and the second level of protective  
15 information is set to a level higher than that of the copy permission information.

In the foregoing explanation, the invention uses a tape as the medium, however, the invention can also be realized with a  
20 disk or the like used as the reproducing and recording media.

Fig. 11 is a block diagram of a recording and reproducing system, for example, a digital VCR or a disk  
25 apparatus, to which the invention can be applied. A digital VCR 201 comprises a condition judgment logic circuit 203, a recording circuit 204, a reproducing circuit 205, and time information forming unit 206. A condition memory 209 is provided for a tape

450100-3399

cassette 202 of the digital VCR. The condition memory is prepared for every recording medium capable of recording a digital video signal. The condition memory is in a predetermined area (for instance, a subcode area) of, for example, a magnetic tape 211. Alternatively, the condition memory may be provided in a semiconductor memory, such as a MIC (Memory in Cassette), integratedly attached to tape cassette 202. Of course, the condition memory may be provided in both the subcode area of magnetic tape 211 and the MIC integratedly attached to the tape cassette.

In Fig. 11, an analog video signal or a digital video signal is input from an input terminal 207. If the input signal is an analog video signal, copyright protection information (bit1 to bit20) shown in Figs. 14 and 15 will have been superimposed in, for example, the vertical blanking period. If the input signal is a digital signal, for example, as shown in Figs. 16 and 17, the copyright protective information will have been superimposed in the digital data. The copyright protective information will be explained in detail later. The input signal is subjected to the usual processing by recording circuit 204 and is recorded onto magnetic tape 211 through a recording and reproducing head 210.

The following six kinds of information can be stored as copyright protective information in condition memory 209:

(1) information indicating whether recording is permitted or not

450100-3399

or indicating the inhibition or restriction of recording; (2) prepaid fee information corresponding to recording duration information whose dubbing is permitted or to an allotted recording duration; (3) information indicating whether reproduction is permitted or not or indicating reproduction inhibition or restriction; (4) prepaid fee information corresponding to reproduction duration information whose reproduction is permitted or to its allotted reproduction duration; (5) information indicative of a fee category corresponding to a royalty which is charged per unit of recording duration of the recording program; and (6) information indicative of a fee category corresponding to the royalty which is charged per unit of time of reproduction duration of the recorded data.

In the recording mode, condition judgment logic circuit 203 controls recording circuit 204 in the following three ways based on the copyright protection information in condition memory 209. (1) When there is no protective information indicative of dubbing inhibition or restriction in the input signal, normal recording of the input signal by recording circuit 204 can be performed. (2) When the protective information is indicative of dubbing inhibition or restriction and there is no information indicating that recording is permitted in the condition memory, normal recording of the input signal by the recording circuit cannot be executed. For example, recording may be inhibited or disrupted by distorting the operation of the recorder AGC, or the

450100-3399

input signal to the recorder may be scrambled, or descrambling of the reproduced input signal may be inhibited, and the like. (3) If protective information is indicative of dubbing inhibition or restriction in the input signal and information in the condition memory indicates that recording is permitted, normal recording of the input signal by recording circuit 204 can be performed in accordance with the recording time information or the prepaid fee information corresponding to the recording duration. When the input signal is recorded, the copyright protective information in the input signal is stored in the condition memory and/or a predetermined area of magnetic tape 211, the latter being different from the condition memory.

In place of the copyright protective information in the input signal, copyright protective information regarding the input signal can also be input to condition judgment logic circuit 203 from outside of the digital VCR.

In the reproducing mode, condition judgment logic circuit 203 controls reproducing circuit 205 in the following two ways based on the copyright protective information in condition memory 209. (1) When protective information is not present in the condition memory to indicate whether reproduction is permitted or not or to indicate reproduction inhibition or restriction, normal reproduction of the recording signal by reproducing circuit 205 can be performed. (2) When protective information is present in the condition memory and indicates

450100-3399

whether reproduction is permitted or not or is indicative of reproduction or restriction, normal reproduction of the recording signal by the reproducing circuit can or cannot be performed depending upon whether the reproduction duration information or the prepaid fee information. The foregoing inhibition or  
5     distorting techniques may be used to prevent reproduction.

The control operation of condition judgment logic circuit 203 where protective information in the input signal is indicative of dubbing inhibition or restriction but protective  
10    information is present in the condition memory to indicate that recording is permitted will now be described.

It is now assumed that the recording duration information is set to RT0 and the prepaid fee information corresponding to the recording duration is set to RM0 in the  
15    copyright protection information. It is also assumed that the royalty, which is charged per unit of time the copyright protected input signal is recorded, is set to R<sub>Ci</sub> (i = 1 - n : n  
20    = 1). The royalty R<sub>Ci</sub> can be set to a single value. Also, different royalties R<sub>Ci</sub> can be charged for every pre-recorded  
25    program, such that, for example, the royalty is set to a high value for recently released material, such as a software program, video-tape or the like, while the royalty is set to a low value  
30    for material which has been released for a long time, or the like.

450100-3399

The input signal with a royalty equal to  $RC_i$ , which is recorded for a certain duration  $RT_1$ , will now be described. The recording duration  $RT_1$  is obtained by time information forming unit 206. A royalty  $RCP$  which is charged for the duration  $RT_1$  is  
 5 obtained by the following equation.

$$RCP = RC_i \times RT_1$$

When the recording is completed, the recording duration information or the prepaid fee information corresponding to the recording duration in the copyright protective information in  
 10 condition memory 209 is rewritten. The rewriting of  $RT_0$  or  $RM_0$  can be performed once at the end of the dubbing or can be performed at a predetermined time interval. The recording duration information  $RT_0$  is rewritten by the following equation.

$$RT_0 - RT_1 \Rightarrow RT_0$$

15... When  $RT_0$  is determined for a certain  $RC_i$  ( $i \neq 1$ ) and the input signal has a different  $RC_1$ , the recording duration information  $RT_0$  is converted and rewritten as follows.

$$RT_0 - (RT_1 \times RC_1/RC_i) \Rightarrow RT_0$$

20... The prepaid fee information  $RM_0$  corresponding to the recording duration is rewritten as follows.

$$RM_0 - RCP \Rightarrow RM_0$$

450100-3399

When  $RT0$  or  $RM0$  is equal to 0, dubbing is inhibited or restricted. Thus, normal recording of the input signal cannot be performed.

Condition judgment logic circuit 203 discriminates whether  $RT0$  or  $RM0$  is equal to 0, therefore,  $RT0$  or  $RM0$  can be used as information indicating whether recording is permitted or not or indicating recording inhibition or restriction.

The recording duration information  $RT0$ , the prepaid fee information  $RM0$  corresponding to the recording duration, and the royalty  $RCi$  ( $i = 1 - n : n \geq 1$ ) charged for the recording duration of the copyright protected input signal can be replaced by information  $RT0$  indicative of the number of times the data is permitted to be recorded, the prepaid fee information  $RM0$  corresponding to the number of times the data is permitted to be recorded, and the royalty  $RCi$  ( $i = 1 - n : n \geq 1$ ) charged for the number of times the copyrighted protected input signal is permitted to be recorded, respectively.

Upon dubbing, the royalty  $RCi$  charged for the recording duration the input signal or the royalty input from outside of the digital VCR can be stored to the condition memory as information indicative of a fee category corresponding to the royalty of the pre-recorded program.

Further, the royalty  $RCi$  charged per unit of time the input signal is reproduced or the royalty input from outside of the digital VCR can be stored to the condition memory as

450100-3399

information indicative of a fee category corresponding to the royalty of the pre-recorded program.

The operation of condition judgment logic circuit 203 where protective information is present in the condition memory to determine whether reproduction is permitted or not or whether reproduction is inhibited or restricted will now be explained.

It is assumed that the reproduction duration information is set to PT0 and the prepaid fee information corresponding to the reproduction duration is set to PM0. It is also assumed that the royalty which is charged for the duration of the reproduction of the copyright protected input signal is set to PC<sub>i</sub> (i = 1 ~ n : n ≥ 1). The royalty PC<sub>i</sub> can be set to a single value. A plurality of royalties PC<sub>i</sub> also can be set to allow different royalties to be charged for every pre-recorded or broadcast program so that, for example, the royalty is set to a high value for a recently released program and the royalty is set to a low value for program which has been released for a long time, or the like.

In this instance, the input signal whose royalty is PC<sub>i</sub> is reproduced for a duration PT<sub>1</sub>. The reproducing duration PT<sub>1</sub> is obtained by duration information derived from time information forming unit 206. A royalty PCP which is charged for the duration PT<sub>1</sub> is obtained as follows.

$$PCP = PC_i \times PT_1$$

450100-3399

When the reproduction is completed, the reproduction duration information or the prepaid fee information corresponding to the reproduction duration of the copyright protective information is rewritten. The rewriting of PT0 or PM0 can be performed once at the end of the dubbing or can be performed at predetermined time intervals. The reproducing duration information PT0 is rewritten as follows.

$$PT0 - PT1 \Rightarrow PT0$$

When PT0 is determined for a certain PCi (i ≠ 1), and the input signal has a different PC1, the reproducing duration information PT0 is rewritten as follows.

$$PT0 - (PT1 \times PC1/PCi) \Rightarrow PT0$$

The prepaid fee information PM0 corresponding to the reproduction duration is obtained by the following expression.

$$PM0 - PCP \Rightarrow PM0$$

When PT0 or PM0 is equal to 0, reproduction is inhibited or restricted. Thus, normal reproduction of the recording signal cannot be executed.

Condition judgment logic circuit 203 discriminates whether PT0 or PM0 is equal to 0 or not, therefore, PT0 or PM0 can be used as information which indicates whether reproduction is permitted or not or which indicates reproduction inhibition or restriction.

450100-3399

The reproduction duration information PT0, the prepaid fee information PM0 corresponding to the reproducing duration, and the royalty PC<sub>i</sub> ( $i = 1 - n : n \geq 1$ ) charged per unit of time the copyright protected input signal is reproduced can be  
5 replaced by the information PT0 indicative of the number of times the signal is permitted to be reproduced, the prepaid fee information PM0 corresponding to the number of times the signal is permitted to be reproduced, and the royalty PC<sub>i</sub> ( $i = 1 - n : n \geq 1$ ) charged for the number of times the copyright protected  
10 input signal is permitted to be reproduced, respectively.

Fig. 12 shows an example of a recording system, for example, a recording system of a digital VCR, to which the invention can be applied. A digital VCR 201 is comprised of condition judgment logic circuit 203, recording circuit 204, and  
15 time information forming unit 206. Tape cassette 202 of the digital VCR has condition memory 209. Those portions having the same reference numerals as in Fig. 11 have similar construction and function, therefore, their descriptions are omitted.

Fig. 13 shows an example of a reproducing system, for  
20 example, a reproducing system of a digital VCR, to which the invention is applied. Digital VCR 201 is comprised of condition judgment logic circuit 203, reproducing circuit 205, and time  
25 information forming unit 206. Tape cassette 202 of the digital VCR has condition memory 209. These components correspond to those designated by the same reference numerals in Fig. 11 having

450100-3399

the same construction and functions, and therefore, their descriptions are omitted.

Figs. 14 and 15 are diagrams which show copyright protective information superimposed in the V blanking period of an analog video signal. The copyright protective information is a signal of 20 bits which is superimposed in the V blanking period. A reference bit is provided before the signal of 20 bits.

As shown in Fig. 15, the signal of 20 bits is constructed by word0 of six bits, word1 of four bits, word2 of four bits, and CRC of six bits. Basic parameter and identification ID information regarding a transmission formation are inserted at word0. Bits indicating the presence or absence of copyright protection and indicating whether the software is original or not are included at word1. For example, the third bit of word1 indicates the presence or absence of copyright protection. When the third bit is equal to "0", copyright protection is present. When the third bit is equal to "1", there is no copyright protection. The fourth bit of the word1 indicates whether the software is original or not. When the fourth bit is equal to "0", there is no designation. When the fourth bit is equal to "1", the software is a recorded software which was commercially released. A category code of the apparatus is inserted in the word2.

450100-3399

Figs. 16A, 16B and 17 are diagrams which show copyright protective information superimposed on a digital video signal. As shown in Figs. 16A and 16B, a dubbing number restriction code 212 consisting of one byte is inserted in the head portion of main data 213 and 214 in an image data block VB and an audio data block AB, respectively. In the dubbing number restriction code, for example, as shown in Fig. 17, the head bit is a check bit indicating whether the software is copyright protected or not, the next two bits contain data indicative of the present number of dubbing times and the remaining five bits contain classification data indicating whether a source of the image data is a tape, a disk, or a broadcast program.

For example, if the image and audio data are copyright protected and the source is a magnetic tape which has already been dubbed once, dubbing number restriction code 212 is "101XXXXX" (the XXXXX indicates that the category code is set to a "don't care" state).

Fig. 18 is a diagram which show copyright protective information stored in condition memory 209. The copyright protective information is described by, for example, a pack structure. The "pack" indicates a minimum unit of a data group and each pack is constructed of five bytes. The first byte is a header and the remaining four bytes contain data. The eight bits of the header are divided to four upper bits and four lower bits, to form a hierarchy structure. Although a fixed length of five

450100-3399

bytes is set as the basic length of the pack structure, a structure having a variable length can also be used.

The four upper bits (D00) of PC1 contain information indicative of a fee category corresponding to the royalty charged per unit of time for recording a pre-recorded program. Sixteen dubbing fee categories can be expressed in those four bits.

The four lower bits (D01) of PC1 contain information indicative of a fee category corresponding to the royalty charged per unit of time a pre-recorded program is reproduced. Sixteen reproduction fee categories can be expressed in these four bits.

Byte PC2 indicates recording duration information or prepaid fee information corresponding to the recording duration. The recording duration information or the prepaid fee information corresponding to the recording duration can be expressed by the bits (D02) of PC2 within a range 0 to 255 times as large as a unit of time for recording or a unit prepaid fee.

Byte PC3 indicates reproduction duration information or prepaid fee information corresponding to its reproduction duration. The reproduction duration information or the prepaid fee information corresponding to its reproduction duration can be expressed by the bits (D03) of PC3 within a range 0 to 255 times as large as a unit of time for reproduction or a unit prepaid fee.

The four upper bits (D04) of PC4 contain information indicating whether the recording is permitted or not or

450100-3399

indicating recording inhibition or restriction. Thus, the presence or absence of the copyright protection and, for example, the number of times the signal is dubbed can be expressed.

The four lower bits (D05) of PC4 contain information  
5 indicating whether the reproduction is permitted or not or indicating reproduction inhibition or restriction. Thus, the presence or absence of the copyright protection and, for example, the number of times the signal is reproduced can be expressed.

Although an example of the digital VCR has been  
10 described so far as a recording and reproducing system, the invention can also be similarly embodied in a disk apparatus or a recording and reproducing system using another recording medium.

According to the invention, permitting, restricting or  
inhibiting the recording or dubbing of digital data can easily be  
15 controlled by using protective information and copy permission information. The copyright can be further protected by using multiple stages or levels of protective information. Thus, although a broadcast video image can be seen on a television or a  
20 monitor, the recording of the video image can be controlled. By recording the protective information of the original data with the data when copies are made, similar protection/copy permission can be maintained even when the dubbed/recorded contents are recorded or dubbed again.

According to the invention, permission, inhibition, or  
25 restriction of the dubbing of the information signal can be

450100-3399

effectively performed at the time of recording by using the recording permission information used to determine recording permission, a recordable duration of the information signal, or the number of times the information signal is permitted to be recorded and copyright protective information indicative of the fee for recording a predetermined unit of time of the information signal or the number of times the information signal is permitted to be recorded stored in the recording medium.

Even if the fee for recording a predetermined unit of time of the information signal or the number of times the information signal is recorded is set so as to be different for every information signal, a royalty for the dubbing of each information signal can be correctly charged.


According to the invention, the reproduction of the information signal can be permitted, inhibited or restricted effectively at the time of the recording using the reproduction permission information to determine reproduction permission for a reproducible duration of the information signal or the number of times the information signal is permitted to be reproduced and copyright protection information indicative of the fee for reproducing the information signal for a predetermined unit of time or the number of times the information signal is reproduced stored in the recording medium.

Even when the fee regarding the reproduction for a predetermined unit of time of the information signal or the

450100-3399

number of times the information signal is reproduced is set so as to be different for every information signal, a royalty for the reproduction of each information signal can be correctly charged.

The present invention is not limited to the foregoing  
5 embodiments but many modifications and variations are possible within the spirit and scope of the appended claims of the invention.



The claims defining the invention are defined as follows:

1. An AV apparatus comprising:  
a recording unit into which a recording medium capable of recording digital data is loaded, wherein said recording unit includes means for recording said digital data onto  
5 said recording medium; and  
a control unit for permitting or inhibiting said means for recording to record said digital data in response to information indicative of copy permission, said information comprising a first auxiliary data stored on said recording medium and a second auxiliary data transmitted with said digital data.  
10
2. An AV system comprising:  
AV apparatus, said AV apparatus comprising a recording unit into which a recording medium capable of recording digital data is loaded, wherein said recording unit includes means for recording said digital data onto said recording medium; and  
15 a control unit for permitting or inhibiting said means for recording to record said digital data in response to information indicative of copy permission, said information comprises a first auxiliary data recorded in said recording medium and a second auxiliary data transmitted with said digital data.  
20
3. A recording medium comprising:  
a recording section on which a digital information signal is capable of being recorded; and  
a recording condition memory in which recording permission information representing a recording duration of said information signal or a number of times said  
25 information signal is permitted to be recorded is stored.
4. A medium according to claim 3, wherein copyright information indicative of a fee for recording a predetermined duration time of said information signal or for recording said information signal said number of times is recorded in said recording  
30 condition memory.
5. A recording medium comprising:  
a recording section on which a digital information signal is recorded; and

a reproducing condition memory in which reproduction permission information representing a reproduction duration of said information signal or a number of times said information signal is permitted to be reproduced is stored, and copyright information indicative of a fee for reproducing said duration of said information signal or for  
5 reproducing said information signal said number of times is recorded in said reproducing condition memory.

6. A recording apparatus comprising:

10 recording means for recording a digital information signal onto a recording medium, said recording medium including a recording condition memory;

control means for controlling said recording means in response to recording permission information stored in said recording condition memory, said recording permission information representing a recording duration of said information signal or a number of times said information signal is permitted to be recorded, wherein said  
15 information signal is only recorded for a predetermined duration or said number of times and said control means includes means to inhibit normal recording of said information signal at other times.

7. Recording and reproducing apparatus comprising:

20 recording means for recording a digital information signal on a recording medium, said recording medium including a condition memory;

reproducing means for reproducing said information signal from said recording medium; and

25 control means for controlling said recording means in response to recording permission information stored in said condition memory, said recording permission information representing a recording duration or a number of recording times said information signal is permitted to be recorded, and for controlling said reproducing means in response to reproduction permission information stored in said condition memory, said reproduction permission information representing a reproduction duration or a number of  
30 reproduction times said information signal is permitted to be reproduced;

and wherein said information signal is only recorded for said recording duration or said number of recording times and said control means includes means to inhibit normal recording of said information signal at other times, and wherein said information signal is only reproduced for said reproduction duration or said number of reproduction

times and said control means further includes means to inhibit normal reproduction of said information signal at other times.

8. A recording method comprising the steps of:  
5 recording a digital information signal onto a recording medium; and  
controlling said recording according to recording permission information stored  
in a recording condition memory of said recording medium and representing a recording  
duration of said information signal or a number of times said information signal is  
permitted to be recorded, wherein said information signal is only recorded for a  
10 predetermined duration or said number of times and normal recording of said information  
signal is inhibited at other times.

9. An AV apparatus substantially as described herein with reference to the  
15 accompanying drawings.

10. An AV system substantially as described herein with referencce to the  
accompanying drawings.

11. A recording medium substantially as described herein with reference to  
20 the accompanying drawings.

12. A recording apparatus substantially as described herein with reference  
to the accompanying drawings.

13. A recording and reproducing apparatus substantially as described herein  
25 with reference to the accompanying drawings.

14. A recording method substantially as described herein with reference to  
the accompanying drawings.

30 DATED this Sixth Day of May, 1999

**Sony Corporation**

Patent Attorneys for the Applicant

SPRUSON & FERGUSON

171 96 4089

Fig. 1




Fig. 2

MEDIA ON THE REPRODUCING SIDE \ MEDIA ON THE RECORDING SIDE	NO PROTECTIVE INFO	PROTECTIVE INFO EXISTS (COPY PERMITTED)	PROTECTIVE INFO EXISTS (COPY INHIBITED)	NO PERMISSION INFO INFORMATION	COPY PERMISSION INFO EXISTS (COPY INHIBITED)	COPY PERMISSION INFO EXISTS (COPY PERMITTED)
NO PROTECTIVE INFO	○	○	○	○	○	○
PROTECTIVE INFO EXISTS (COPY PERMITTED)	○	○	○	○	○	○
PROTECTIVE INFO EXISTS (COPY INHIBITED)	×	×	×	×	×	○

○ : RECORDING PERMITTED  
 × : RECORDING INHIBITED

Fig. 3A

DIGITAL VTR ON THE REPRODUCING SIDE

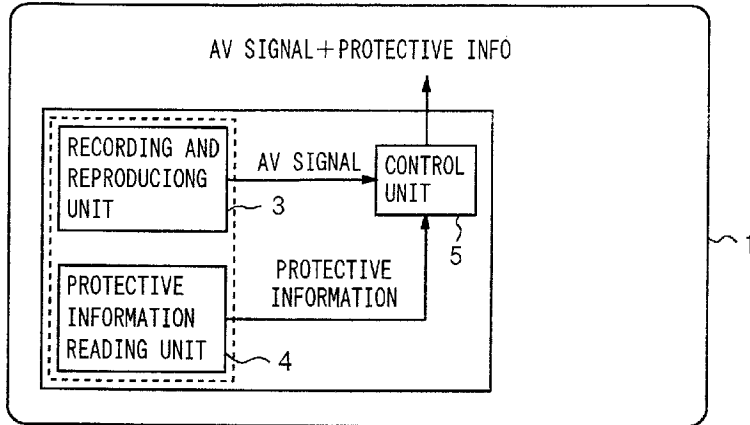


Fig. 3B

DIGITAL VTR ON THE RECORDING SIDE

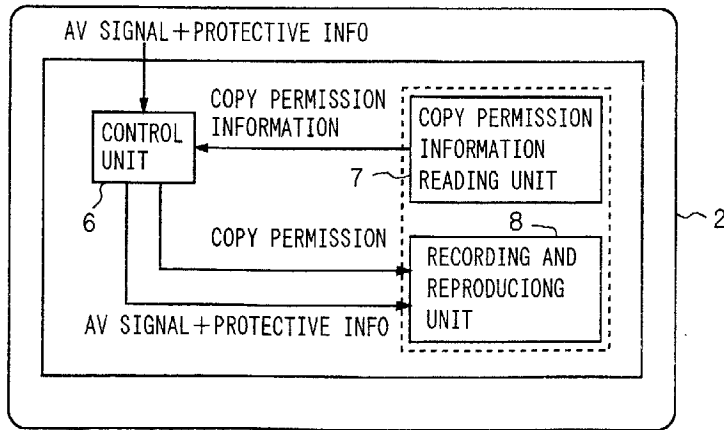




Fig. 6A



ROM OR RAM IS LOADED  
(RECORDING PERMISSION  
INFO/PROTECTIVE INFO  
ARE INCLUDED)

Fig. 6B

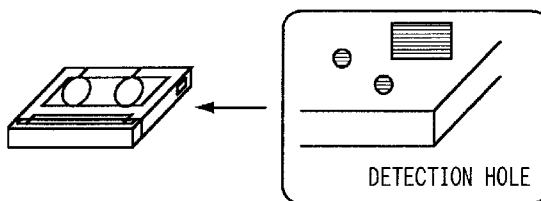


Fig. 6C

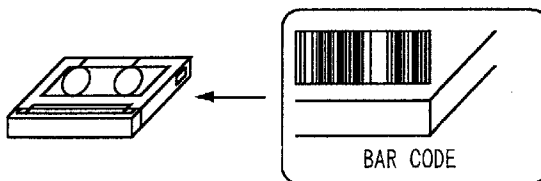
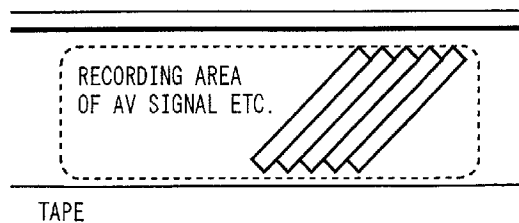


Fig. 6D



0  
3  
6  
9

Fig. 7A

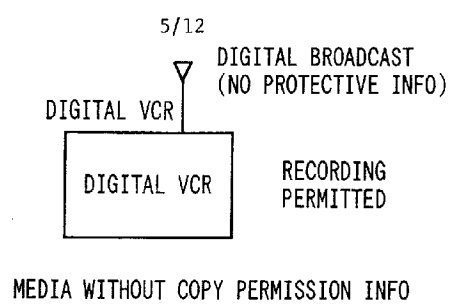


Fig. 7B

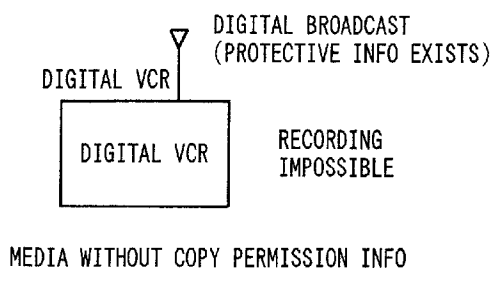


Fig. 7C

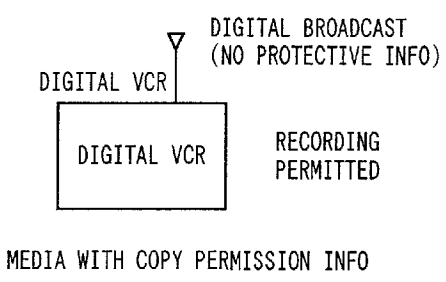
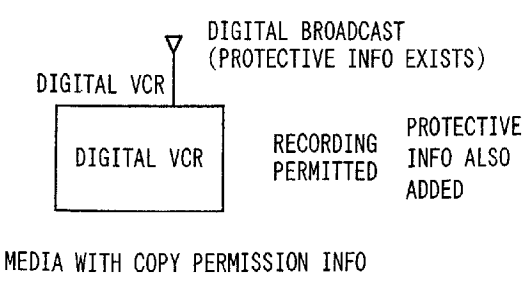
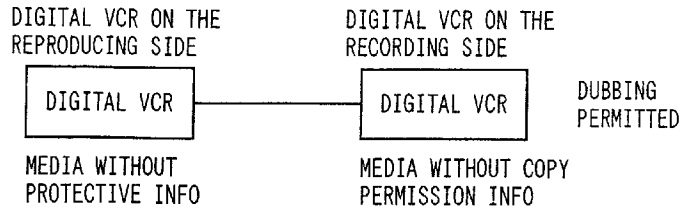


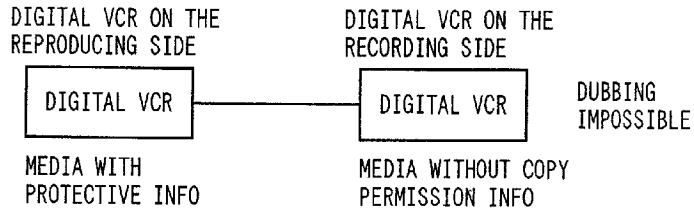
Fig. 7D



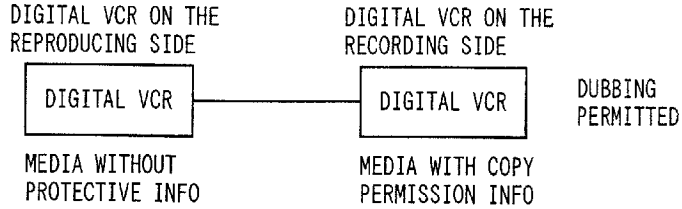
### Fig. 8A



### Fig. 8B



### Fig. 8C



### Fig. 8D



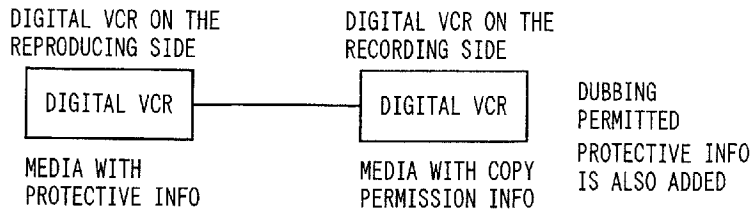


Fig. 9A

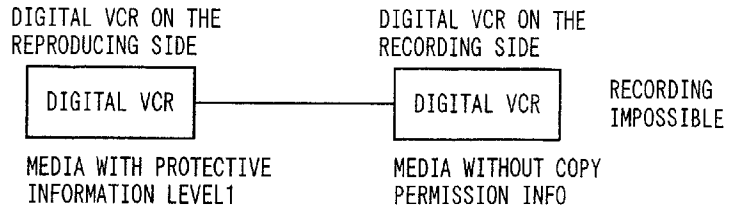


Fig. 9B

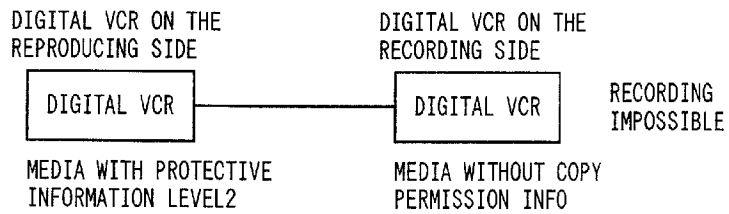


Fig. 9C

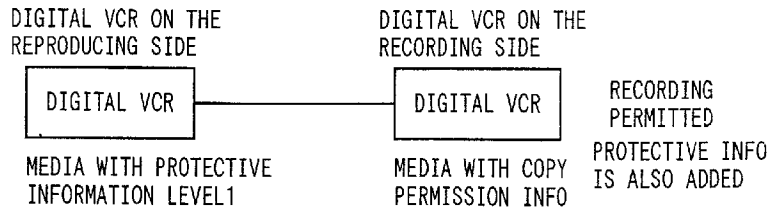


Fig. 9D

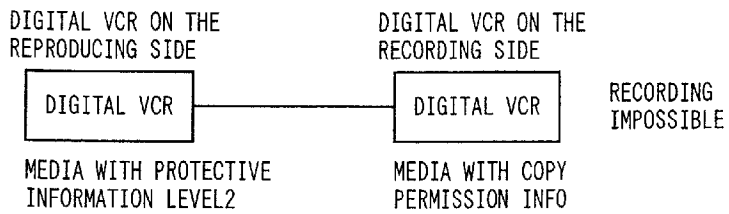


Fig. 10

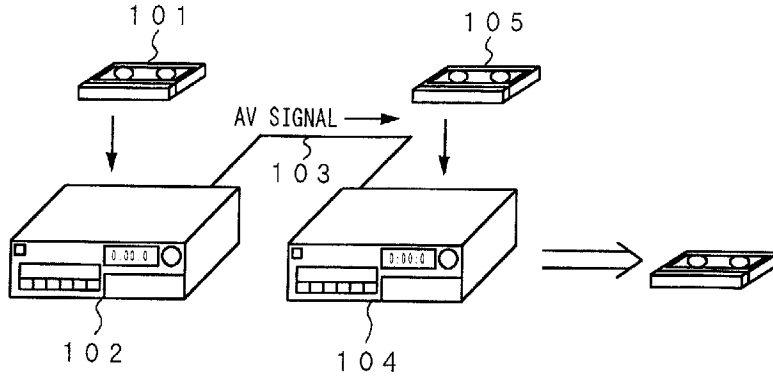
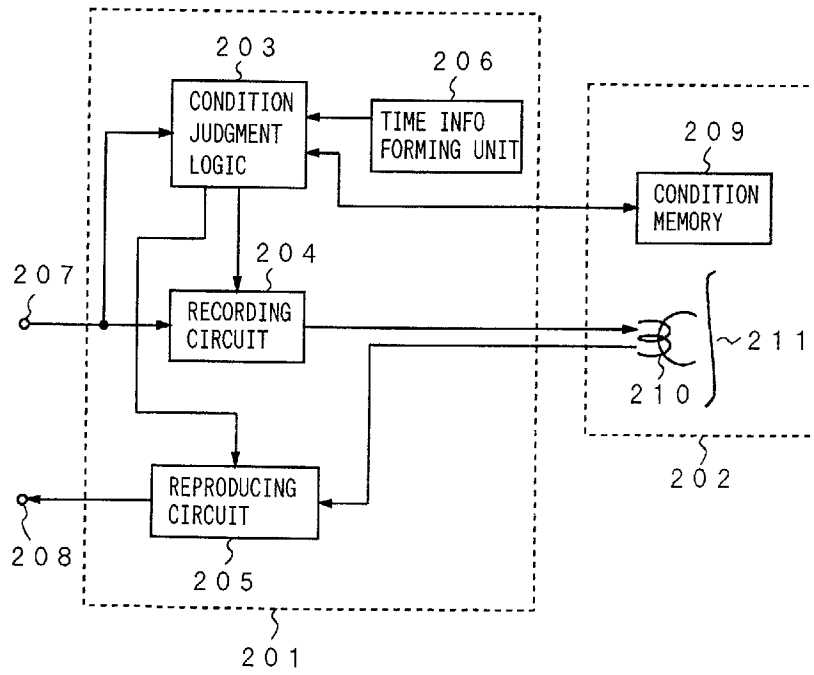


Fig. 11







171 00 4000

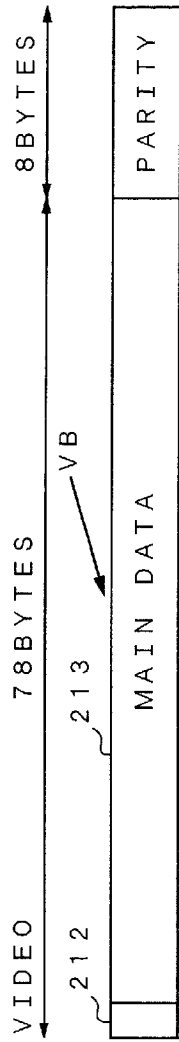


Fig. 16A

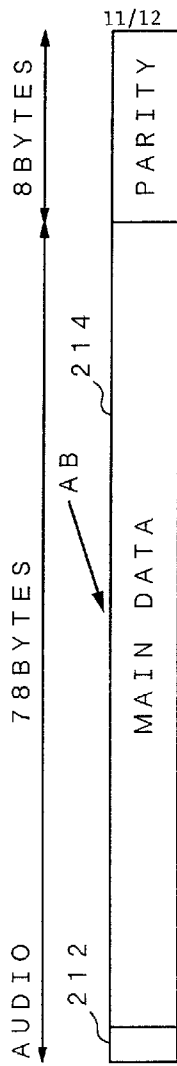


Fig. 16B

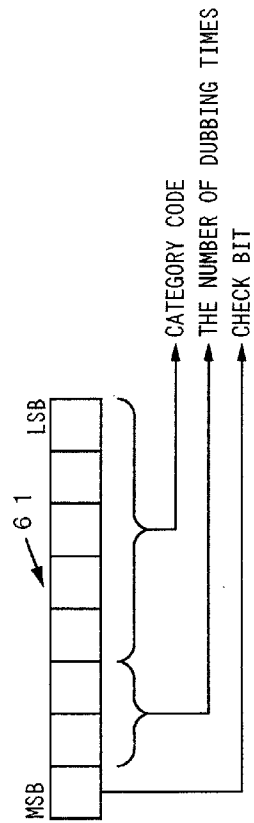
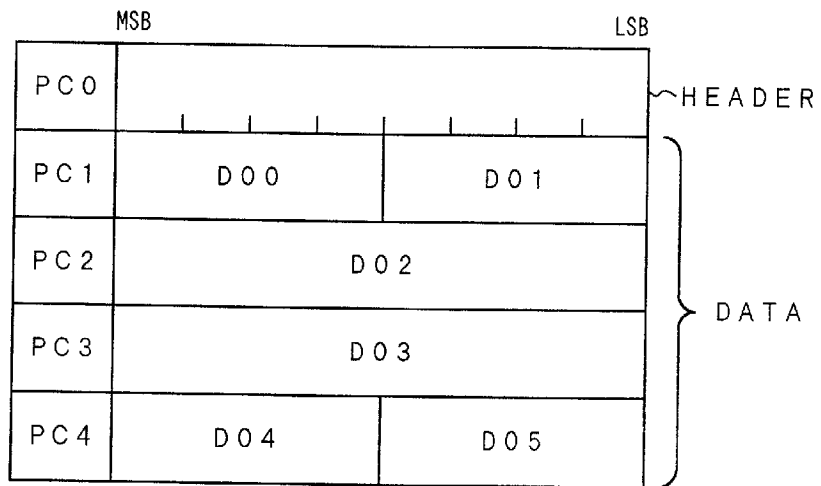


Fig. 17

**Fig. 18**



SECRET