

(19) World Intellectual Property Organization  
International Bureau



(43) International Publication Date  
28 February 2008 (28.02.2008)

PCT

(10) International Publication Number  
**WO 2008/024724 A1**

(51) International Patent Classification:

**C07D 495/04** (2006.01) **A61P 35/00** (2006.01)  
**A61K 31/4743** (2006.01) **A61P 29/00** (2006.01)

Argenta Discovery Limited, 8/9 Spire Green Centre, Flex Meadow, Harlow Essex CM19 5TR (GB). **STANLEY, Mark S.** [US/US]; 284 Lauren Avenue, Pacifica, California 94044 (US). **BAO, Liang** [CN/US]; 25 Poncetta Drive, #225, Daly City, California 94015 (US).

(21) International Application Number:

PCT/US2007/076340

(74) Agents: **WANG, Min** et al.; Genentech, Inc., 1 DNA Way, South San Francisco, California 94080 (US).

(22) International Filing Date: 20 August 2007 (20.08.2007)

(25) Filing Language: English

(26) Publication Language: English

(30) Priority Data:

60/839,163 21 August 2006 (21.08.2006) US  
60/871,600 22 December 2006 (22.12.2006) US  
60/917,624 11 May 2007 (11.05.2007) US

(81) Designated States (unless otherwise indicated, for every kind of national protection available): AE, AG, AL, AM, AT, AU, AZ, BA, BB, BG, BH, BR, BW, BY, BZ, CA, CH, CN, CO, CR, CU, CZ, DE, DK, DM, DO, DZ, EC, EE, EG, ES, FI, GB, GD, GE, GH, GM, GT, HN, HR, HU, ID, IL, IN, IS, JP, KE, KG, KM, KN, KP, KR, KZ, LA, LC, LK, LR, LS, LT, LU, LY, MA, MD, ME, MG, MK, MN, MW, MX, MY, MZ, NA, NG, NI, NO, NZ, OM, PG, PH, PL, PT, RO, RS, RU, SC, SD, SE, SG, SK, SL, SM, SV, SY, TJ, TM, TN, TR, TT, TZ, UA, UG, US, UZ, VC, VN, ZA, ZM, ZW.

(71) Applicant (for all designated States except US): **GENENTECH, INC.** [US/US]; 1 DNA Way, South San Francisco, California 94080 (US).

(72) Inventors; and

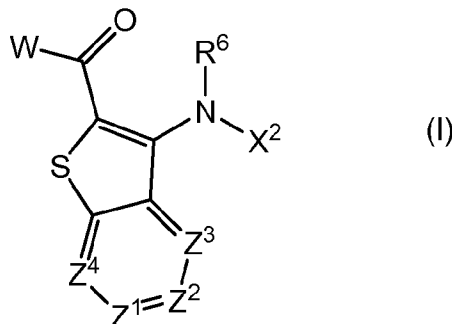
(75) Inventors/Applicants (for US only): **PRICE, Stephen** [GB/GB]; c/o Argenta Discovery Limited, 8/9 Spire Green Centre, Flex Meadow, Harlow Essex CM19 5TR (GB). **WILLIAMS, Karen** [GB/GB]; c/o Argenta Discovery Limited, 8/9 Spire Green Centre, Flex Meadow, Harlow Essex CM19 5TR (GB). **SAVY, Pascal Pierre** [FR/GB]; c/o Argenta Discovery Limited, 8/9 Spire Green Centre, Flex Meadow, Harlow Essex CM19 5TR (GB). **DYKE, Hazel Joan** [GB/GB]; c/o Argenta Discovery Limited, 8/9 Spire Green Centre, Flex Meadow, Harlow Essex CM19 5TR (GB). **MONTANA, John Gary** [GB/GB]; c/o

(84) Designated States (unless otherwise indicated, for every kind of regional protection available): ARIPO (BW, GH, GM, KE, LS, MW, MZ, NA, SD, SL, SZ, TZ, UG, ZM, ZW), Eurasian (AM, AZ, BY, KG, KZ, MD, RU, TJ, TM), European (AT, BE, BG, CH, CY, CZ, DE, DK, EE, ES, FI, FR, GB, GR, HU, IE, IS, IT, LT, LU, LV, MC, MT, NL, PL, PT, RO, SE, SI, SK, TR), OAPI (BF, BJ, CF, CG, CI, CM, GA, GN, GQ, GW, ML, MR, NE, SN, TD, TG).

Published:

- with international search report
- before the expiration of the time limit for amending the claims and to be republished in the event of receipt of amendments

(54) Title: AZA-BENZOTHIOPHENYL COMPOUNDS AND METHODS OF USE



(57) Abstract: The invention relates to azabenzothiophenyl compounds of Formula (I) with anti-cancer and/or anti-inflammatory activity and more specifically to azabenzothiophenyl compounds which inhibit MEK kinase activity. The invention provides compositions and methods useful for inhibiting abnormal cell growth or treating a hyperproliferative disorder, or treating an inflammatory disease in a mammal. The invention also relates to methods of using the compounds for in vitro, in situ, and in vivo diagnosis or treatment of mammalian cells, or associated pathological conditions.

## AZA-BENZOTHIOPHENYL COMPOUNDS AND METHODS OF USE

### [0001] RELATED APPLICATIONS

[0002] This application is an international patent application, which claims priority to U.S. provisional application number 60/839,163 filed August 21, 2006, U.S. provisional application number 60/871,600 filed December 22, 2006, and U.S. provisional application number 60/917,624 filed May 11, 2007, the contents of which are incorporated herein by reference.

### [0003] FIELD OF THE INVENTION

[0004] The invention relates to azabenzothiophenyl compounds with anti-cancer and/or anti-inflammatory activity and more specifically to azabenzothiophenyl compounds which inhibit MEK kinase activity. The invention also relates to methods of using the compounds for *in vitro*, *in situ*, and *in vivo* diagnosis or treatment of mammalian cells, or associated pathological conditions.

### [0005] BACKGROUND OF THE INVENTION

[0006] In the quest to understand how Ras transmits extracellular growth signals, the MAP (mitogen-activated protein) kinase (MAPK) pathway has emerged as the crucial route between membrane-bound Ras and the nucleus. The MAPK pathway encompasses a cascade of phosphorylation events involving three key kinases, namely Raf, MEK (MAP kinase kinase) and ERK (MAP kinase). Active GTP-bound Ras results in the activation and indirect phosphorylation of Raf kinase. Raf then phosphorylates MEK1 and 2 on two serine residues (S218 and S222 for MEK1 and S222 and S226 for MEK2) (Ahn et al., *Methods in Enzymology* 2001, 332, 417-431). Activated MEK then phosphorylates its only known substrates, the MAP kinases, ERK1 and 2. ERK phosphorylation by MEK occurs on Y204 and T202 for ERK1 and Y185 and T183 for ERK2 (Ahn et al., *Methods in Enzymology* 2001, 332, 417-431). Phosphorylated ERK dimerizes and then translocates to the nucleus where it accumulates (Khokhlatchev et al., *Cell* 1998, 93, 605-615). In the nucleus, ERK is involved in several important cellular functions, including but not limited to nuclear transport, signal transduction, DNA repair, nucleosome assembly and translocation, and mRNA processing and translation (Ahn et al., *Molecular Cell* 2000, 6, 1343-1354). Overall, treatment of cells with growth factors leads to the activation of

ERK1 and 2 which results in proliferation and, in some cases, differentiation (Lewis et al., Adv. Cancer Res. 1998, 74, 49-139).

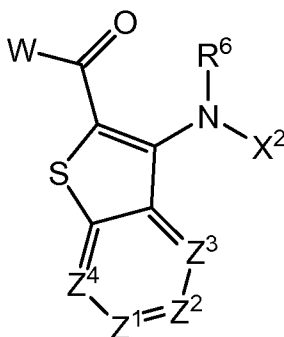
**[0007]** There has been strong evidence that genetic mutations and/or overexpression of protein kinases involved in the MAP kinase pathway lead to uncontrolled cell proliferation and, eventually, tumor formation, in proliferative diseases. For example, some cancers contain mutations which result in the continuous activation of this pathway due to continuous production of growth factors. Other mutations can lead to defects in the deactivation of the activated GTP-bound Ras complex, again resulting in activation of the MAP kinase pathway. Mutated, oncogenic forms of Ras are found in 50% of colon and >90% pancreatic cancers as well as many others types of cancers (Kohl et al., Science 1993, 260, 1834-1837). Recently, bRaf mutations have been identified in more than 60% of malignant melanoma (Davies, H. et al., Nature 2002, 417, 949-954). These mutations in bRaf result in a constitutively active MAP kinase cascade. Studies of primary tumor samples and cell lines have also shown constitutive or overactivation of the MAP kinase pathway in cancers of pancreas, colon, lung, ovary and kidney (Hoshino, R. et al., Oncogene 1999, 18, 813-822).

**[0008]** MEK has emerged as an attractive therapeutic target in the MAP kinase cascade pathway. MEK, downstream of Ras and Raf, is highly specific for the phosphorylation of MAP kinase; in fact, the only known substrates for MEK phosphorylation are the MAP kinases, ERK1 and 2. Inhibition of MEK has been shown to have potential therapeutic benefit in several studies. For example, small molecule MEK inhibitors have been shown to inhibit human tumor growth in nude mouse xenografts, (Sebolt-Leopold et al., *Nature-Medicine* 1999, 5 (7), 810-816); Trachet et al., AACR Apr. 6-10, 2002, Poster #5426; Tecle, H. IBC 2.sup.nd International Conference of Protein Kinases, Sep. 9-10, 2002), block static allodynia in animals (WO 01/05390 published Jan. 25, 2001) and inhibit growth of acute myeloid leukemia cells (Milella et al., *J Clin Invest* 2001, 108 (6), 851-859).

**[0009]** Several small molecule MEK inhibitors have also been discussed in, for example, WO02/06213, WO 03/077855 and WO03/077914. There still exists a need for new MEK inhibitors as effective and safe therapeutics for treating a variety of proliferative disease states, such as conditions related to the hyperactivity of MEK, as well as diseases modulated by the MEK cascade.

## [0010] SUMMARY OF THE INVENTION

[0011] The invention relates generally to azabenzothiophenyl compounds of Formula I (and/or solvates and salts thereof) with anti-cancer and/or anti-inflammatory activity, and more specifically with MEK kinase inhibitory activity. Certain hyperproliferative and inflammatory disorders are characterized by the modulation of MEK kinase function, for example by mutations or overexpression of the proteins. Accordingly, the compounds of the invention and compositions thereof are useful in the treatment of hyperproliferative disorders such as cancer and/or inflammatory diseases such as rheumatoid arthritis.



I

wherein:

$Z^1$  is  $CR^1$  or N;

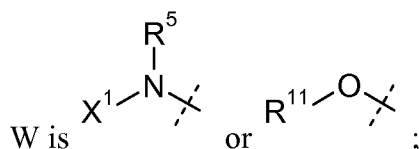
$Z^2$  is  $CR^2$  or N;

$Z^3$  is  $CR^3$  or N;

$Z^4$  is  $CR^4$  or N;

where one or two of  $Z^1$ ,  $Z^2$ ,  $Z^3$ , and  $Z^4$  are N;

$R^1$ ,  $R^2$ ,  $R^3$  and  $R^4$  are independently selected from H, halo, CN,  $CF_3$ ,  $-OCF_3$ ,  $-NO_2$ ,  $-(CR^{14}R^{15})_nC(=Y)R^{11}$ ,  $-(CR^{14}R^{15})_nC(=Y)OR^{11}$ ,  $-(CR^{14}R^{15})_nC(=Y)NR^{11}R^{12}$ ,  $-(CR^{14}R^{15})_nNR^{11}R^{12}$ ,  $-(CR^{14}R^{15})_nOR^{11}$ ,  $-(CR^{14}R^{15})_nSR^{11}$ ,  $-(CR^{14}R^{15})_nNR^{12}C(=Y)R^{11}$ ,  $-(CR^{14}R^{15})_nNR^{12}C(=Y)OR^{11}$ ,  $-(CR^{14}R^{15})_nNR^{13}C(=Y)NR^{11}R^{12}$ ,  $-(CR^{14}R^{15})_nNR^{12}SO_2R^{11}$ ,  $-(CR^{14}R^{15})_nOC(=Y)R^{11}$ ,  $-(CR^{14}R^{15})_nOC(=Y)OR^{11}$ ,  $-(CR^{14}R^{15})_nOC(=Y)NR^{11}R^{12}$ ,  $-(CR^{14}R^{15})_nOS(O)_2(OR^{11})$ ,  $-(CR^{14}R^{15})_nOP(=Y)(OR^{11})(OR^{12})$ ,  $-(CR^{14}R^{15})_nOP(OR^{11})(OR^{12})$ ,  $-(CR^{14}R^{15})_nS(O)R^{11}$ ,  $-(CR^{14}R^{15})_nS(O)_2R^{11}$ ,  $-(CR^{14}R^{15})_nS(O)_2NR^{11}R^{12}$ ,  $-(CR^{14}R^{15})_nS(O)(OR^{11})$ ,  $-(CR^{14}R^{15})_nS(O)_2(OR^{11})$ ,  $-(CR^{14}R^{15})_nSC(=Y)R^{11}$ ,  $-(CR^{14}R^{15})_nSC(=Y)OR^{11}$ ,  $-(CR^{14}R^{15})_nSC(=Y)NR^{11}R^{12}$ ,  $C_1-C_{12}$  alkyl,  $C_2-C_8$  alkenyl,  $C_2-C_8$  alkynyl, carbocyclyl, heterocyclyl, aryl, and heteroaryl;



$\text{R}^5$  and  $\text{R}^6$  are independently selected from H or  $\text{C}_1\text{--C}_{12}$  alkyl;

$\text{X}^1$  is selected from  $\text{R}^{11}$ ,  $-\text{OR}^{11}$ ,  $-\text{NR}^{11}\text{R}^{12}$ ,  $-\text{S}(\text{O})\text{R}^{11}$ , and  $-\text{S}(\text{O})_2\text{R}^{11}$ ; when  $\text{X}^1$  is  $\text{R}^{11}$  or  $-\text{OR}^{11}$ ,  $\text{R}^{11}$  or  $-\text{OR}^{11}$  of  $\text{X}^1$  and  $-\text{R}^5$  are optionally taken together with the nitrogen atom to which they are attached to form a 4-7 membered saturated or unsaturated ring having 0-2 additional heteroatoms selected from O, S and N, wherein said ring is optionally substituted with one or more groups selected from halo, CN,  $\text{CF}_3$ ,  $-\text{OCF}_3$ ,  $-\text{NO}_2$ , oxo,  $-\text{Si}(\text{C}_1\text{--C}_6 \text{ alkyl})$ ,  $-(\text{CR}^{19}\text{R}^{20})_n\text{C}(=\text{Y}')\text{R}^{16}$ ,  $-(\text{CR}^{19}\text{R}^{20})_n\text{C}(=\text{Y}')\text{OR}^{16}$ ,  $-(\text{CR}^{19}\text{R}^{20})_n\text{C}(=\text{Y}')\text{NR}^{16}\text{R}^{17}$ ,  $-(\text{CR}^{19}\text{R}^{20})_n\text{NR}^{16}\text{R}^{17}$ ,  $-(\text{CR}^{19}\text{R}^{20})_n\text{OR}^{16}$ ,  $-(\text{CR}^{19}\text{R}^{20})_n\text{SR}^{16}$ ,  $-(\text{CR}^{19}\text{R}^{20})_n\text{NR}^{16}\text{C}(=\text{Y}')\text{R}^{17}$ ,  $-(\text{CR}^{19}\text{R}^{20})_n\text{NR}^{16}\text{C}(=\text{Y}')\text{OR}^{17}$ ,  $-(\text{CR}^{19}\text{R}^{20})_n\text{NR}^{18}\text{C}(=\text{Y}')\text{NR}^{16}\text{R}^{17}$ ,  $-(\text{CR}^{19}\text{R}^{20})_n\text{NR}^{17}\text{SO}_2\text{R}^{16}$ ,  $-(\text{CR}^{19}\text{R}^{20})_n\text{OC}(=\text{Y}')\text{R}^{16}$ ,  $-(\text{CR}^{19}\text{R}^{20})_n\text{OC}(=\text{Y}')\text{OR}^{16}$ ,  $-(\text{CR}^{19}\text{R}^{20})_n\text{OC}(=\text{Y}')\text{NR}^{16}\text{R}^{17}$ ,  $-(\text{CR}^{19}\text{R}^{20})_n\text{OS}(\text{O})_2(\text{OR}^{16})$ ,  $-(\text{CR}^{19}\text{R}^{20})_n\text{OP}(=\text{Y}')(\text{OR}^{16})(\text{OR}^{17})$ ,  $-(\text{CR}^{19}\text{R}^{20})_n\text{OP}(\text{OR}^{16})(\text{OR}^{17})$ ,  $-(\text{CR}^{19}\text{R}^{20})_n\text{S}(\text{O})\text{R}^{16}$ ,  $-(\text{CR}^{19}\text{R}^{20})_n\text{S}(\text{O})_2\text{R}^{16}$ ,  $-(\text{CR}^{19}\text{R}^{20})_n\text{S}(\text{O})_2\text{NR}^{16}\text{R}^{17}$ ,  $-(\text{CR}^{19}\text{R}^{20})_n\text{S}(\text{O})(\text{OR}^{16})$ ,  $-(\text{CR}^{19}\text{R}^{20})_n\text{S}(\text{O})_2(\text{OR}^{16})$ ,  $-(\text{CR}^{19}\text{R}^{20})_n\text{SC}(=\text{Y}')\text{R}^{16}$ ,  $-(\text{CR}^{19}\text{R}^{20})_n\text{SC}(=\text{Y}')\text{OR}^{16}$ ,  $-(\text{CR}^{19}\text{R}^{20})_n\text{SC}(=\text{Y}')\text{NR}^{16}\text{R}^{17}$ , and  $\text{R}^{21}$ ;

$\text{X}^2$  is selected from carbocyclyl, heterocyclyl, aryl, and heteroaryl;

$\text{R}^{11}$ ,  $\text{R}^{12}$  and  $\text{R}^{13}$  are independently H,  $\text{C}_1\text{--C}_{12}$  alkyl,  $\text{C}_2\text{--C}_8$  alkenyl,  $\text{C}_2\text{--C}_8$  alkynyl, carbocyclyl, heterocyclyl, aryl, or heteroaryl,

or  $\text{R}^{11}$  and  $\text{R}^{12}$  together with the nitrogen to which they are attached form a 3-8 membered saturated, unsaturated or aromatic ring having 0-2 heteroatoms selected from O, S and N, wherein said ring is optionally substituted with one or more groups selected from halo, CN,  $\text{CF}_3$ ,  $-\text{OCF}_3$ ,  $-\text{NO}_2$ ,  $\text{C}_1\text{--C}_6$  alkyl,  $-\text{OH}$ ,  $-\text{SH}$ ,  $-\text{O}(\text{C}_1\text{--C}_6 \text{ alkyl})$ ,  $-\text{S}(\text{C}_1\text{--C}_6 \text{ alkyl})$ ,  $-\text{NH}_2$ ,  $-\text{NH}(\text{C}_1\text{--C}_6 \text{ alkyl})$ ,  $-\text{N}(\text{C}_1\text{--C}_6 \text{ alkyl})_2$ ,  $-\text{SO}_2(\text{C}_1\text{--C}_6 \text{ alkyl})$ ,  $-\text{CO}_2\text{H}$ ,  $-\text{CO}_2(\text{C}_1\text{--C}_6 \text{ alkyl})$ ,  $-\text{C}(\text{O})\text{NH}_2$ ,  $-\text{C}(\text{O})\text{NH}(\text{C}_1\text{--C}_6 \text{ alkyl})$ ,  $-\text{C}(\text{O})\text{N}(\text{C}_1\text{--C}_6 \text{ alkyl})_2$ ,  $-\text{N}(\text{C}_1\text{--C}_6 \text{ alkyl})\text{C}(\text{O})(\text{C}_1\text{--C}_6 \text{ alkyl})$ ,  $-\text{NHC}(\text{O})(\text{C}_1\text{--C}_6 \text{ alkyl})$ ,  $-\text{NHSO}_2(\text{C}_1\text{--C}_6 \text{ alkyl})$ ,  $-\text{N}(\text{C}_1\text{--C}_6 \text{ alkyl})\text{SO}_2(\text{C}_1\text{--C}_6 \text{ alkyl})$ ,  $-\text{SO}_2\text{NH}_2$ ,  $-\text{SO}_2\text{NH}(\text{C}_1\text{--C}_6 \text{ alkyl})$ ,  $-\text{SO}_2\text{N}(\text{C}_1\text{--C}_6 \text{ alkyl})_2$ ,  $-\text{OC}(\text{O})\text{NH}_2$ ,  $-\text{OC}(\text{O})\text{NH}(\text{C}_1\text{--C}_6 \text{ alkyl})$ ,  $-\text{OC}(\text{O})\text{N}(\text{C}_1\text{--C}_6 \text{ alkyl})_2$ ,  $-\text{OC}(\text{O})\text{O}(\text{C}_1\text{--C}_6 \text{ alkyl})$ ,  $-\text{NHC}(\text{O})\text{NH}(\text{C}_1\text{--C}_6 \text{ alkyl})$ ,  $-\text{NHC}(\text{O})\text{N}(\text{C}_1\text{--C}_6 \text{ alkyl})_2$ ,  $-\text{N}(\text{C}_1\text{--C}_6 \text{ alkyl})\text{C}(\text{O})\text{NH}(\text{C}_1\text{--C}_6 \text{ alkyl})$ ,  $-\text{N}(\text{C}_1\text{--C}_6 \text{ alkyl})\text{C}(\text{O})\text{N}(\text{C}_1\text{--C}_6 \text{ alkyl})_2$ ,  $-\text{NHC}(\text{O})\text{NH}(\text{C}_1\text{--C}_6 \text{ alkyl})$ ,  $-\text{NHC}(\text{O})\text{N}(\text{C}_1\text{--C}_6 \text{ alkyl})$

C<sub>6</sub> alkyl)<sub>2</sub>, -NHC(O)O(C<sub>1</sub>-C<sub>6</sub> alkyl), and -N(C<sub>1</sub>-C<sub>6</sub> alkyl)C(O)O(C<sub>1</sub>-C<sub>6</sub> alkyl);

R<sup>14</sup> and R<sup>15</sup> are independently selected from H, C<sub>1</sub>-C<sub>12</sub> alkyl, aryl, carbocyclyl, heterocyclyl, and heteroaryl;

m and n are independently selected from 0, 1, 2, 3, 4, 5, or 6;

Y is independently O, NR<sup>11</sup>, or S;

wherein each said alkyl, alkenyl, alkynyl, carbocyclyl, heterocyclyl, aryl and heteroaryl of R<sup>1</sup>, R<sup>2</sup>, R<sup>3</sup>, R<sup>4</sup>, R<sup>5</sup>, R<sup>6</sup>, X<sup>1</sup>, X<sup>2</sup>, R<sup>11</sup>, R<sup>12</sup>, R<sup>13</sup>, R<sup>14</sup>, and R<sup>15</sup> is independently optionally substituted with one or more groups independently selected from halo, CN, CF<sub>3</sub>, -OCF<sub>3</sub>, -NO<sub>2</sub>, oxo, -Si(C<sub>1</sub>-C<sub>6</sub> alkyl), -(CR<sup>19</sup>R<sup>20</sup>)<sub>n</sub>C(=Y')R<sup>16</sup>, -(CR<sup>19</sup>R<sup>20</sup>)<sub>n</sub>C(=Y')OR<sup>16</sup>, -(CR<sup>19</sup>R<sup>20</sup>)<sub>n</sub>C(=Y')NR<sup>16</sup>R<sup>17</sup>, -(CR<sup>19</sup>R<sup>20</sup>)<sub>n</sub>NR<sup>16</sup>R<sup>17</sup>, -(CR<sup>19</sup>R<sup>20</sup>)<sub>n</sub>OR<sup>16</sup>, -(CR<sup>19</sup>R<sup>20</sup>)<sub>n</sub>SR<sup>16</sup>, -(CR<sup>19</sup>R<sup>20</sup>)<sub>n</sub>NR<sup>16</sup>C(=Y')R<sup>17</sup>, -(CR<sup>19</sup>R<sup>20</sup>)<sub>n</sub>NR<sup>16</sup>C(=Y')OR<sup>17</sup>, -(CR<sup>19</sup>R<sup>20</sup>)<sub>n</sub>NR<sup>18</sup>C(=Y')NR<sup>16</sup>R<sup>17</sup>, -(CR<sup>19</sup>R<sup>20</sup>)<sub>n</sub>NR<sup>17</sup>SO<sub>2</sub>R<sup>16</sup>, -(CR<sup>19</sup>R<sup>20</sup>)<sub>n</sub>OC(=Y')R<sup>16</sup>, -(CR<sup>19</sup>R<sup>20</sup>)<sub>n</sub>OC(=Y')OR<sup>16</sup>, -(CR<sup>19</sup>R<sup>20</sup>)<sub>n</sub>OC(=Y')NR<sup>16</sup>R<sup>17</sup>, -(CR<sup>19</sup>R<sup>20</sup>)<sub>n</sub>OS(O)<sub>2</sub>(OR<sup>16</sup>), -(CR<sup>19</sup>R<sup>20</sup>)<sub>n</sub>OP(=Y')(OR<sup>16</sup>)(OR<sup>17</sup>), -(CR<sup>19</sup>R<sup>20</sup>)<sub>n</sub>OP(OR<sup>16</sup>)(OR<sup>17</sup>), -(CR<sup>19</sup>R<sup>20</sup>)<sub>n</sub>S(O)R<sup>16</sup>, -(CR<sup>19</sup>R<sup>20</sup>)<sub>n</sub>S(O)<sub>2</sub>R<sup>16</sup>, -(CR<sup>19</sup>R<sup>20</sup>)<sub>n</sub>S(O)<sub>2</sub>NR<sup>16</sup>R<sup>17</sup>, -(CR<sup>19</sup>R<sup>20</sup>)<sub>n</sub>S(O)(OR<sup>16</sup>), -(CR<sup>19</sup>R<sup>20</sup>)<sub>n</sub>S(O)<sub>2</sub>(OR<sup>16</sup>), -(CR<sup>19</sup>R<sup>20</sup>)<sub>n</sub>SC(=Y')R<sup>16</sup>, -(CR<sup>19</sup>R<sup>20</sup>)<sub>n</sub>SC(=Y')OR<sup>16</sup>, -(CR<sup>19</sup>R<sup>20</sup>)<sub>n</sub>SC(=Y')NR<sup>16</sup>R<sup>17</sup>, and R<sup>21</sup>;

each R<sup>16</sup>, R<sup>17</sup> and R<sup>18</sup> is independently H, C<sub>1</sub>-C<sub>12</sub> alkyl, C<sub>2</sub>-C<sub>8</sub> alkenyl, C<sub>2</sub>-C<sub>8</sub> alkynyl, carbocyclyl, heterocyclyl, aryl, or heteroaryl, wherein said alkyl, alkenyl, alkynyl, carbocyclyl, heterocyclyl, aryl, or heteroaryl is optionally substituted with one or more groups selected from halo, CN, -OCF<sub>3</sub>, CF<sub>3</sub>, -NO<sub>2</sub>, C<sub>1</sub>-C<sub>6</sub> alkyl, -OH, -SH, -O(C<sub>1</sub>-C<sub>6</sub> alkyl), -S(C<sub>1</sub>-C<sub>6</sub> alkyl), -NH<sub>2</sub>, -NH(C<sub>1</sub>-C<sub>6</sub> alkyl), -N(C<sub>1</sub>-C<sub>6</sub> alkyl)<sub>2</sub>, -SO<sub>2</sub>(C<sub>1</sub>-C<sub>6</sub> alkyl), -CO<sub>2</sub>H, -CO<sub>2</sub>(C<sub>1</sub>-C<sub>6</sub> alkyl), -C(O)NH<sub>2</sub>, -C(O)NH(C<sub>1</sub>-C<sub>6</sub> alkyl), -C(O)N(C<sub>1</sub>-C<sub>6</sub> alkyl)<sub>2</sub>, -N(C<sub>1</sub>-C<sub>6</sub> alkyl)C(O)(C<sub>1</sub>-C<sub>6</sub> alkyl), -NHC(O)(C<sub>1</sub>-C<sub>6</sub> alkyl), -NHSO<sub>2</sub>(C<sub>1</sub>-C<sub>6</sub> alkyl), -N(C<sub>1</sub>-C<sub>6</sub> alkyl)SO<sub>2</sub>(C<sub>1</sub>-C<sub>6</sub> alkyl), -SO<sub>2</sub>NH<sub>2</sub>, -SO<sub>2</sub>NH(C<sub>1</sub>-C<sub>6</sub> alkyl), -SO<sub>2</sub>N(C<sub>1</sub>-C<sub>6</sub> alkyl)<sub>2</sub>, -OC(O)NH<sub>2</sub>, -OC(O)NH(C<sub>1</sub>-C<sub>6</sub> alkyl), -OC(O)N(C<sub>1</sub>-C<sub>6</sub> alkyl)<sub>2</sub>, -OC(O)O(C<sub>1</sub>-C<sub>6</sub> alkyl), -NHC(O)NH(C<sub>1</sub>-C<sub>6</sub> alkyl), -NHC(O)N(C<sub>1</sub>-C<sub>6</sub> alkyl)<sub>2</sub>, -N(C<sub>1</sub>-C<sub>6</sub> alkyl)C(O)NH(C<sub>1</sub>-C<sub>6</sub> alkyl), -N(C<sub>1</sub>-C<sub>6</sub> alkyl)C(O)N(C<sub>1</sub>-C<sub>6</sub> alkyl)<sub>2</sub>, -NHC(O)NH(C<sub>1</sub>-C<sub>6</sub> alkyl), -NHC(O)N(C<sub>1</sub>-C<sub>6</sub> alkyl)<sub>2</sub>, -NHC(O)O(C<sub>1</sub>-C<sub>6</sub> alkyl), and -N(C<sub>1</sub>-C<sub>6</sub> alkyl)C(O)O(C<sub>1</sub>-C<sub>6</sub> alkyl);

or R<sup>16</sup> and R<sup>17</sup> together with the nitrogen to which they are attached form a 3-8 membered saturated, unsaturated or aromatic ring having 0-2 heteroatoms selected from O, S and N, wherein said ring is optionally substituted with one or more groups selected from

halo, CN,  $-\text{OCF}_3$ ,  $\text{CF}_3$ ,  $-\text{NO}_2$ ,  $\text{C}_1\text{-C}_6$  alkyl,  $-\text{OH}$ ,  $-\text{SH}$ ,  $-\text{O}(\text{C}_1\text{-C}_6 \text{ alkyl})$ ,  $-\text{S}(\text{C}_1\text{-C}_6 \text{ alkyl})$ ,  $-\text{NH}_2$ ,  $-\text{NH}(\text{C}_1\text{-C}_6 \text{ alkyl})$ ,  $-\text{N}(\text{C}_1\text{-C}_6 \text{ alkyl})_2$ ,  $-\text{SO}_2(\text{C}_1\text{-C}_6 \text{ alkyl})$ ,  $-\text{CO}_2\text{H}$ ,  $-\text{CO}_2(\text{C}_1\text{-C}_6 \text{ alkyl})$ ,  $-\text{C}(\text{O})\text{NH}_2$ ,  $-\text{C}(\text{O})\text{NH}(\text{C}_1\text{-C}_6 \text{ alkyl})$ ,  $-\text{C}(\text{O})\text{N}(\text{C}_1\text{-C}_6 \text{ alkyl})_2$ ,  $-\text{N}(\text{C}_1\text{-C}_6 \text{ alkyl})\text{C}(\text{O})(\text{C}_1\text{-C}_6 \text{ alkyl})$ ,  $-\text{NHC}(\text{O})(\text{C}_1\text{-C}_6 \text{ alkyl})$ ,  $-\text{NHSO}_2(\text{C}_1\text{-C}_6 \text{ alkyl})$ ,  $-\text{N}(\text{C}_1\text{-C}_6 \text{ alkyl})\text{SO}_2(\text{C}_1\text{-C}_6 \text{ alkyl})$ ,  $-\text{SO}_2\text{NH}_2$ ,  $-\text{SO}_2\text{NH}(\text{C}_1\text{-C}_6 \text{ alkyl})$ ,  $-\text{SO}_2\text{N}(\text{C}_1\text{-C}_6 \text{ alkyl})_2$ ,  $-\text{OC}(\text{O})\text{NH}_2$ ,  $-\text{OC}(\text{O})\text{NH}(\text{C}_1\text{-C}_6 \text{ alkyl})$ ,  $-\text{OC}(\text{O})\text{N}(\text{C}_1\text{-C}_6 \text{ alkyl})_2$ ,  $-\text{OC}(\text{O})\text{O}(\text{C}_1\text{-C}_6 \text{ alkyl})$ ,  $-\text{NHC}(\text{O})\text{NH}(\text{C}_1\text{-C}_6 \text{ alkyl})$ ,  $-\text{NHC}(\text{O})\text{N}(\text{C}_1\text{-C}_6 \text{ alkyl})_2$ ,  $-\text{N}(\text{C}_1\text{-C}_6 \text{ alkyl})\text{C}(\text{O})\text{NH}(\text{C}_1\text{-C}_6 \text{ alkyl})$ ,  $-\text{N}(\text{C}_1\text{-C}_6 \text{ alkyl})\text{C}(\text{O})\text{N}(\text{C}_1\text{-C}_6 \text{ alkyl})_2$ ,  $-\text{NHC}(\text{O})\text{NH}(\text{C}_1\text{-C}_6 \text{ alkyl})$ ,  $-\text{NHC}(\text{O})\text{N}(\text{C}_1\text{-C}_6 \text{ alkyl})_2$ ,  $-\text{NHC}(\text{O})\text{O}(\text{C}_1\text{-C}_6 \text{ alkyl})$ , and  $-\text{N}(\text{C}_1\text{-C}_6 \text{ alkyl})\text{C}(\text{O})\text{O}(\text{C}_1\text{-C}_6 \text{ alkyl})$ ;

$\text{R}^{19}$  and  $\text{R}^{20}$  are independently selected from H,  $\text{C}_1\text{-C}_{12}$  alkyl,  $-(\text{CH}_2)_n\text{-aryl}$ ,  $-(\text{CH}_2)_n\text{-carbocyclyl}$ ,  $-(\text{CH}_2)_n\text{-heterocyclyl}$ , and  $-(\text{CH}_2)_n\text{-heteroaryl}$ ;

$\text{R}^{21}$  is  $\text{C}_1\text{-C}_{12}$  alkyl,  $\text{C}_2\text{-C}_8$  alkenyl,  $\text{C}_2\text{-C}_8$  alkynyl, carbocyclyl, heterocyclyl, aryl, or heteroaryl, wherein each member of  $\text{R}^{21}$  is optionally substituted with one or more groups selected from halo, oxo, CN,  $-\text{OCF}_3$ ,  $\text{CF}_3$ ,  $-\text{NO}_2$ ,  $\text{C}_1\text{-C}_6$  alkyl,  $-\text{OH}$ ,  $-\text{SH}$ ,  $-\text{O}(\text{C}_1\text{-C}_6 \text{ alkyl})$ ,  $-\text{S}(\text{C}_1\text{-C}_6 \text{ alkyl})$ ,  $-\text{NH}_2$ ,  $-\text{NH}(\text{C}_1\text{-C}_6 \text{ alkyl})$ ,  $-\text{N}(\text{C}_1\text{-C}_6 \text{ alkyl})_2$ ,  $-\text{SO}_2(\text{C}_1\text{-C}_6 \text{ alkyl})$ ,  $-\text{CO}_2\text{H}$ ,  $-\text{CO}_2(\text{C}_1\text{-C}_6 \text{ alkyl})$ ,  $-\text{C}(\text{O})\text{NH}_2$ ,  $-\text{C}(\text{O})\text{NH}(\text{C}_1\text{-C}_6 \text{ alkyl})$ ,  $-\text{C}(\text{O})\text{N}(\text{C}_1\text{-C}_6 \text{ alkyl})_2$ ,  $-\text{N}(\text{C}_1\text{-C}_6 \text{ alkyl})\text{C}(\text{O})(\text{C}_1\text{-C}_6 \text{ alkyl})$ ,  $-\text{NHC}(\text{O})(\text{C}_1\text{-C}_6 \text{ alkyl})$ ,  $-\text{NHSO}_2(\text{C}_1\text{-C}_6 \text{ alkyl})$ ,  $-\text{N}(\text{C}_1\text{-C}_6 \text{ alkyl})\text{SO}_2(\text{C}_1\text{-C}_6 \text{ alkyl})$ ,  $-\text{SO}_2\text{NH}_2$ ,  $-\text{SO}_2\text{NH}(\text{C}_1\text{-C}_6 \text{ alkyl})$ ,  $-\text{SO}_2\text{N}(\text{C}_1\text{-C}_6 \text{ alkyl})_2$ ,  $-\text{OC}(\text{O})\text{NH}_2$ ,  $-\text{OC}(\text{O})\text{NH}(\text{C}_1\text{-C}_6 \text{ alkyl})$ ,  $-\text{OC}(\text{O})\text{N}(\text{C}_1\text{-C}_6 \text{ alkyl})_2$ ,  $-\text{OC}(\text{O})\text{O}(\text{C}_1\text{-C}_6 \text{ alkyl})$ ,  $-\text{NHC}(\text{O})\text{NH}(\text{C}_1\text{-C}_6 \text{ alkyl})$ ,  $-\text{NHC}(\text{O})\text{N}(\text{C}_1\text{-C}_6 \text{ alkyl})_2$ ,  $-\text{N}(\text{C}_1\text{-C}_6 \text{ alkyl})\text{C}(\text{O})\text{NH}(\text{C}_1\text{-C}_6 \text{ alkyl})$ ,  $-\text{N}(\text{C}_1\text{-C}_6 \text{ alkyl})\text{C}(\text{O})\text{N}(\text{C}_1\text{-C}_6 \text{ alkyl})_2$ ,  $-\text{NHC}(\text{O})\text{NH}(\text{C}_1\text{-C}_6 \text{ alkyl})$ ,  $-\text{NHC}(\text{O})\text{N}(\text{C}_1\text{-C}_6 \text{ alkyl})_2$ ,  $-\text{NHC}(\text{O})\text{O}(\text{C}_1\text{-C}_6 \text{ alkyl})$ , and  $-\text{N}(\text{C}_1\text{-C}_6 \text{ alkyl})\text{C}(\text{O})\text{O}(\text{C}_1\text{-C}_6 \text{ alkyl})$ ;

each  $\text{Y}'$  is independently O,  $\text{NR}^{22}$ , or S; and

$\text{R}^{22}$  is H or  $\text{C}_1\text{-C}_{12}$  alkyl.

**[0012]** The present invention includes a composition (e.g., a pharmaceutical composition) comprising a compound of Formula I (and/or solvates and salts thereof) and a carrier (a pharmaceutically acceptable carrier). The present invention also includes a composition (e.g., a pharmaceutical composition) comprising a compound of Formula I (and/or solvates and salts thereof) and a carrier (a pharmaceutically acceptable carrier), further comprising a second chemotherapeutic and/or a second anti-inflammatory agent. The present compositions are useful for inhibiting abnormal cell growth or treating a hyperproliferative disorder in a mammal (e.g., human). The present compositions are also

useful for treating inflammatory diseases in a mammal (e.g., human).

[0013] The present invention includes a method of inhibiting abnormal cell growth or treating a hyperproliferative disorder in a mammal (e.g., human) comprising administering to said mammal a therapeutically effective amount of a compound of Formula I (and/or solvates and salts thereof) or a composition thereof, alone or in combination with a second chemotherapeutic agent.

[0014] The present invention includes a method of treating an inflammatory disease in a mammal (e.g., human) comprising administering to said mammal a therapeutically effective amount of a compound of Formula I (and/or solvates and salts thereof) or a composition thereof, alone or in combination with a second anti-inflammatory agent.

[0015] The present invention includes a method of using the present compounds for *in vitro*, *in situ*, and *in vivo* diagnosis or treatment of mammalian cells, organisms, or associated pathological conditions.

[0016] DETAILED DESCRIPTION OF EXEMPLARY EMBODIMENTS

[0017] Reference will now be made in detail to certain embodiments of the invention, examples of which are illustrated in the accompanying structures and formulas. While the invention will be described in conjunction with the enumerated embodiments, it will be understood that they are not intended to limit the invention to those embodiments. On the contrary, the invention is intended to cover all alternatives, modifications, and equivalents which may be included within the scope of the present invention as defined by the claims. One skilled in the art will recognize many methods and materials similar or equivalent to those described herein, which could be used in the practice of the present invention. The present invention is in no way limited to the methods and materials described. In the event that one or more of the incorporated literature, patents, and similar materials differs from or contradicts this application, including but not limited to defined terms, term usage, described techniques, or the like, this application controls.

[0018] DEFINITIONS

[0019] The term "alkyl" as used herein refers to a saturated linear or branched-chain monovalent hydrocarbon radical of one to twelve carbon atoms. Examples of alkyl groups include, but are not limited to, methyl (Me, -CH<sub>3</sub>), ethyl (Et, -CH<sub>2</sub>CH<sub>3</sub>), 1-propyl (n-Pr, n-propyl, -CH<sub>2</sub>CH<sub>2</sub>CH<sub>3</sub>), 2-propyl (i-Pr, i-propyl, -CH(CH<sub>3</sub>)<sub>2</sub>), 1-butyl (n-Bu, n-butyl, -CH<sub>2</sub>CH<sub>2</sub>CH<sub>2</sub>CH<sub>3</sub>), 2-methyl-1-propyl (i-Bu, i-butyl, -CH<sub>2</sub>CH(CH<sub>3</sub>)<sub>2</sub>), 2-butyl (s-



Bu, s-butyl,  $-\text{CH}(\text{CH}_3)\text{CH}_2\text{CH}_3$ , 2-methyl-2-propyl (t-Bu, t-butyl,  $-\text{C}(\text{CH}_3)_3$ ), 1-pentyl (n-pentyl,  $-\text{CH}_2\text{CH}_2\text{CH}_2\text{CH}_2\text{CH}_3$ ), 2-pentyl ( $-\text{CH}(\text{CH}_3)\text{CH}_2\text{CH}_2\text{CH}_3$ ), 3-pentyl ( $-\text{CH}(\text{CH}_2\text{CH}_3)_2$ ), 2-methyl-2-butyl ( $-\text{C}(\text{CH}_3)_2\text{CH}_2\text{CH}_3$ ), 3-methyl-2-butyl ( $-\text{CH}(\text{CH}_3)\text{CH}(\text{CH}_3)_2$ ), 3-methyl-1-butyl ( $-\text{CH}_2\text{CH}_2\text{CH}(\text{CH}_3)_2$ ), 2-methyl-1-butyl ( $-\text{CH}_2\text{CH}(\text{CH}_3)\text{CH}_2\text{CH}_3$ ), 1-hexyl ( $-\text{CH}_2\text{CH}_2\text{CH}_2\text{CH}_2\text{CH}_2\text{CH}_3$ ), 2-hexyl ( $-\text{CH}(\text{CH}_3)\text{CH}_2\text{CH}_2\text{CH}_2\text{CH}_3$ ), 3-hexyl ( $-\text{CH}(\text{CH}_2\text{CH}_3)(\text{CH}_2\text{CH}_2\text{CH}_3)$ ), 2-methyl-2-pentyl ( $-\text{C}(\text{CH}_3)_2\text{CH}_2\text{CH}_2\text{CH}_3$ ), 3-methyl-2-pentyl ( $-\text{CH}(\text{CH}_3)\text{CH}(\text{CH}_3)\text{CH}_2\text{CH}_3$ ), 4-methyl-2-pentyl ( $-\text{CH}(\text{CH}_3)\text{CH}_2\text{CH}(\text{CH}_3)_2$ ), 3-methyl-3-pentyl ( $-\text{C}(\text{CH}_3)(\text{CH}_2\text{CH}_3)_2$ ), 2-methyl-3-pentyl ( $-\text{CH}(\text{CH}_2\text{CH}_3)\text{CH}(\text{CH}_3)_2$ ), 2,3-dimethyl-2-butyl ( $-\text{C}(\text{CH}_3)_2\text{CH}(\text{CH}_3)_2$ ), 3,3-dimethyl-2-butyl ( $-\text{CH}(\text{CH}_3)\text{C}(\text{CH}_3)_3$ ), 1-heptyl, 1-octyl, and the like.

**[0020]** The term "alkenyl" refers to linear or branched-chain monovalent hydrocarbon radical of two to twelve carbon atoms with at least one site of unsaturation, i.e., a carbon-carbon,  $\text{sp}^2$  double bond, wherein the alkenyl radical includes radicals having "cis" and "trans" orientations, or alternatively, "E" and "Z" orientations. Examples include, but are not limited to, ethylenyl or vinyl ( $-\text{CH}=\text{CH}_2$ ), allyl ( $-\text{CH}_2\text{CH}=\text{CH}_2$ ), and the like.

**[0021]** The term "alkynyl" refers to a linear or branched monovalent hydrocarbon radical of two to twelve carbon atoms with at least one site of unsaturation, i.e., a carbon-carbon,  $\text{sp}$  triple bond. Examples include, but are not limited to, ethynyl ( $-\text{C}\equiv\text{CH}$ ), propynyl (propargyl,  $-\text{CH}_2\text{C}\equiv\text{CH}$ ), and the like.

**[0022]** The terms "carbocycle", "carbocyclyl", "carbocyclic ring" and "cycloalkyl" refer to a monovalent non-aromatic, saturated or partially unsaturated ring having 3 to 12 carbon atoms as a monocyclic ring or 7 to 12 carbon atoms as a bicyclic ring. Bicyclic carbocycles having 7 to 12 atoms can be arranged, for example, as a bicyclo [4,5], [5,5], [5,6] or [6,6] system, and bicyclic carbocycles having 9 or 10 ring atoms can be arranged as a bicyclo [5,6] or [6,6] system, or as bridged systems such as bicyclo[2.2.1]heptane, bicyclo[2.2.2]octane and bicyclo[3.2.2]nonane. Examples of monocyclic carbocycles include, but are not limited to, cyclopropyl, cyclobutyl, cyclopentyl, 1-cyclopent-1-enyl, 1-cyclopent-2-enyl, 1-cyclopent-3-enyl, cyclohexyl, 1-cyclohex-1-enyl, 1-cyclohex-2-enyl, 1-cyclohex-3-enyl, cyclohexadienyl, cycloheptyl, cyclooctyl, cyclononyl, cyclodecyl, cycloundecyl, cyclododecyl, and the like.

**[0023]** "Aryl" means a monovalent aromatic hydrocarbon radical of 6-18 carbon atoms derived by the removal of one hydrogen atom from a single carbon atom of a parent aromatic ring system. Some aryl groups are represented in the exemplary structures as

"Ar". Aryl includes bicyclic radicals comprising an aromatic ring fused to a saturated, partially unsaturated ring, or aromatic carbocyclic or heterocyclic ring. Typical aryl groups include, but are not limited to, radicals derived from benzene (phenyl), substituted benzenes, naphthalene, anthracene, indenyl, indanyl, 1,2-dihydronaphthalene, 1,2,3,4-tetrahydronaphthyl, and the like.

**[0024]** The terms "heterocycle," "heterocyclyl" and "heterocyclic ring" are used interchangeably herein and refer to a saturated or a partially unsaturated (i.e., having one or more double and/or triple bonds within the ring) carbocyclic radical of 3 to 18 ring atoms in which at least one ring atom is a heteroatom selected from nitrogen, oxygen and sulfur, the remaining ring atoms being C, where one or more ring atoms is optionally substituted independently with one or more substituents described below. A heterocycle may be a monocycle having 3 to 7 ring members (2 to 6 carbon atoms and 1 to 4 heteroatoms selected from N, O, P, and S) or a bicycle having 7 to 10 ring members (4 to 9 carbon atoms and 1 to 6 heteroatoms selected from N, O, P, and S), for example: a bicyclo [4,5], [5,5], [5,6], or [6,6] system. Heterocycles are described in Paquette, Leo A.; "Principles of Modern Heterocyclic Chemistry" (W.A. Benjamin, New York, 1968), particularly Chapters 1, 3, 4, 6, 7, and 9; "The Chemistry of Heterocyclic Compounds, A series of Monographs" (John Wiley & Sons, New York, 1950 to present), in particular Volumes 13, 14, 16, 19, and 28; and J. Am. Chem. Soc. (1960) 82:5566. "Heterocyclyl" also includes radicals where heterocycle radicals are fused with a saturated, partially unsaturated ring, or aromatic carbocyclic or heterocyclic ring. Examples of heterocyclic rings include, but are not limited to, pyrrolidinyl, tetrahydrofuranyl, dihydrofuranyl, tetrahydrothienyl, tetrahydropyranyl, dihydropyranyl, tetrahydrothiopyranyl, piperidino, morpholino, thiomorpholino, thioxanyl, piperazinyl, homopiperazinyl, azetidiny, oxetanyl, thietanyl, homopiperidinyl, oxepanyl, thiepanyl, oxazepiny, diazepiny, thiazepiny, 2-pyrrolinyl, 3-pyrrolinyl, indolinyl, 2H-pyranyl, 4H-pyranyl, dioxanyl, 1,3-dioxolanyl, pyrazolinyl, dithianyl, dithiolanyl, dihydropyranyl, dihydrothienyl, dihydrofuranyl, pyrazolidinylimidazolinyl, imidazolidinyl, 3-azabicyco[3.1.0]hexanyl, 3-azabicyclo[4.1.0]heptanyl, and azabicyclo[2.2.2]hexanyl. Spiro moieties are also included within the scope of this definition. Examples of a heterocyclic group wherein ring atoms are substituted with oxo (=O) moieties are pyrimidinonyl and 1,1-dioxo-thiomorpholinyl.

**[0025]** The term "heteroaryl" refers to a monovalent aromatic radical of 5- or 6-membered rings, and includes fused ring systems (at least one of which is aromatic) of 5-18 atoms, containing one or more heteroatoms independently selected from nitrogen,

oxygen, and sulfur. Examples of heteroaryl groups are pyridinyl (including, for example, 2-hydroxypyridinyl), imidazolyl, imidazopyridinyl, pyrimidinyl (including, for example, 4-hydroxypyrimidinyl), pyrazolyl, triazolyl, pyrazinyl, tetrazolyl, furyl, thienyl, isoxazolyl, thiazolyl, oxazolyl, isothiazolyl, pyrrolyl, quinolinyl, isoquinolinyl, indolyl, benzimidazolyl, benzofuranyl, cinnolinyl, indazolyl, indolizinyl, phthalazinyl, pyridazinyl, triazinyl, isoindolyl, pteridinyl, purinyl, oxadiazolyl, triazolyl, thiadiazolyl, furazanyl, benzofurazanyl, benzothiophenyl, benzothiazolyl, benzoxazolyl, quinazolinyl, quinoxalinyl, naphthyridinyl, and furopyridinyl.

**[0026]** The heterocycle or heteroaryl groups may be carbon (carbon-linked) or nitrogen (nitrogen-linked) attached where such is possible. By way of example and not limitation, carbon bonded heterocycles or heteroaryls are bonded at position 2, 3, 4, 5, or 6 of a pyridine, position 3, 4, 5, or 6 of a pyridazine, position 2, 4, 5, or 6 of a pyrimidine, position 2, 3, 5, or 6 of a pyrazine, position 2, 3, 4, or 5 of a furan, tetrahydrofuran, thiofuran, thiophene, pyrrole or tetrahydropyrrole, position 2, 4, or 5 of an oxazole, imidazole or thiazole, position 3, 4, or 5 of an isoxazole, pyrazole, or isothiazole, position 2 or 3 of an aziridine, position 2, 3, or 4 of an azetidine, position 2, 3, 4, 5, 6, 7, or 8 of a quinoline or position 1, 3, 4, 5, 6, 7, or 8 of an isoquinoline.

**[0027]** By way of example and not limitation, nitrogen bonded heterocycles or heteroaryls are bonded at position 1 of an aziridine, azetidine, pyrrole, pyrrolidine, 2-pyrroline, 3-pyrroline, imidazole, imidazolidine, 2-imidazoline, 3-imidazoline, pyrazole, pyrazoline, 2-pyrazoline, 3-pyrazoline, piperidine, piperazine, indole, indoline, 1H-indazole, position 2 of a isoindole, or isoindoline, position 4 of a morpholine, and position 9 of a carbazole, or  $\beta$ -carboline.

**[0028]** The term "halo" refers to F, Cl, Br or I. The heteroatoms present in heteroaryl or heterocyclcyl include the oxidized forms such as  $N^+ \rightarrow O^-$ , S(O) and S(O)<sub>2</sub>.

**[0029]** The terms "treat" and "treatment" refer to both therapeutic treatment and prophylactic or preventative measures, wherein the object is to prevent or slow down (lessen) an undesired physiological change or disorder, such as the development or spread of cancer. For purposes of this invention, beneficial or desired clinical results include, but are not limited to, alleviation of symptoms, diminishment of extent of disease, stabilized (i.e., not worsening) state of disease, delay or slowing of disease progression, amelioration or palliation of the disease state, and remission (whether partial or total), whether detectable or undetectable. "Treatment" can also mean prolonging survival as compared to expected survival if not receiving treatment. Those in need of treatment include those

already with the condition or disorder as well as those prone to have the condition or disorder or those in which the condition or disorder is to be prevented.

**[0030]** The phrase "therapeutically effective amount" means an amount of a compound of the present invention that (i) treats or prevents the particular disease, condition, or disorder, (ii) attenuates, ameliorates, or eliminates one or more symptoms of the particular disease, condition, or disorder, or (iii) prevents or delays the onset of one or more symptoms of the particular disease, condition, or disorder described herein. In the case of cancer, the therapeutically effective amount of the drug may reduce the number of cancer cells; reduce the tumor size; inhibit (i.e., slow to some extent and preferably stop) cancer cell infiltration into peripheral organs; inhibit (i.e., slow to some extent and preferably stop) tumor metastasis; inhibit, to some extent, tumor growth; and/or relieve to some extent one or more of the symptoms associated with the cancer. To the extent the drug may prevent growth and/or kill existing cancer cells, it may be cytostatic and/or cytotoxic. For cancer therapy, efficacy can be measured, for example, by assessing the time to disease progression (TTP) and/or determining the response rate (RR).

**[0031]** The terms "abnormal cell growth" and "hyperproliferative disorder" are used interchangeably in this application. "Abnormal cell growth", as used herein, unless otherwise indicated, refers to cell growth that is independent of normal regulatory mechanisms (e.g., loss of contact inhibition). This includes, for example, the abnormal growth of: (1) tumor cells (tumors) that proliferate by expressing a mutated tyrosine kinase or overexpression of a receptor tyrosine kinase; (2) benign and malignant cells of other proliferative diseases in which aberrant tyrosine kinase activation occurs; (3) any tumors that proliferate by receptor tyrosine kinases; (4) any tumors that proliferate by aberrant serine/threonine kinase activation; and (5) benign and malignant cells of other proliferative diseases in which aberrant serine/threonine kinase activation occurs.

**[0032]** The terms "cancer" and "cancerous" refer to or describe the physiological condition in mammals that is typically characterized by unregulated cell growth. A "tumor" comprises one or more cancerous cells. Examples of cancer include, but are not limited to, carcinoma, lymphoma, blastoma, sarcoma, and leukemia or lymphoid malignancies. More particular examples of such cancers include squamous cell cancer (e.g., epithelial squamous cell cancer), lung cancer including small- cell lung cancer, non-small cell lung cancer ("NSCLC"), adenocarcinoma of the lung and squamous carcinoma of the lung, cancer of the peritoneum, hepatocellular cancer, gastric or stomach cancer including gastrointestinal cancer, pancreatic cancer, glioblastoma, cervical cancer, ovarian

cancer, liver cancer, bladder cancer, hepatoma, breast cancer, colon cancer, rectal cancer, colorectal cancer, endometrial or uterine carcinoma, salivary gland carcinoma, kidney or renal cancer, prostate cancer, vulval cancer, thyroid cancer, hepatic carcinoma, anal carcinoma, penile carcinoma, acute leukemia, as well as head/brain and neck cancer.

[0033] A "chemotherapeutic agent" is a chemical compound useful in the treatment of cancer. Examples of chemotherapeutic agents include Erlotinib (TARCEVA®, Genentech/OSI Pharm.), Bortezomib (VELCADE®, Millennium Pharm.), Fulvestrant (FASLODEX®, AstraZeneca), Sutent (SU11248, Pfizer), Letrozole (FEMARA®, Novartis), Imatinib mesylate (GLEEVEC®, Novartis), PTK787/ZK 222584 (Novartis), Oxaliplatin (Eloxatin®, Sanofi), 5-FU (5-fluorouracil), Leucovorin, Rapamycin (Sirolimus, RAPAMUNE®, Wyeth), Lapatinib (TYKERB®, GSK572016, Glaxo Smith Kline), Lonafermib (SCH 66336), Sorafenib (BAY43-9006, Bayer Labs), and Gefitinib (IRESSA®, AstraZeneca), AG1478, AG1571 (SU 5271; Sugen), alkylating agents such as thiotepa and CYTOXAN® cyclophosphamide; alkyl sulfonates such as busulfan, improsulfan and piposulfan; aziridines such as benzodopa, carboquone, meturedopa, and uredopa; ethylenimines and methylamelamines including altretamine, triethylenemelamine, triethylenephosphoramidate, triethylenethiophosphoramidate and trimethylmelamine; acetogenins (especially bullatacin and bullatacinone); a camptothecin (including the synthetic analog topotecan); bryostatin; callystatin; CC-1065 (including its adozelesin, carzelesin and bizelesin synthetic analogs); cryptophycins (particularly cryptophycin 1 and cryptophycin 8); dolastatin; duocarmycin (including the synthetic analogs, KW-2189 and CB1-TM1); eleutherobin; pancratistatin; a sarcodictyin; spongistatin; nitrogen mustards such as chlorambucil, chlornaphazine, chlorophosphamide, estramustine, ifosfamide, mechlorethamine, mechlorethamine oxide hydrochloride, melphalan, novembichin, phenesterine, prednimustine, trofosfamide, uracil mustard; nitrosureas such as carmustine, chlorozotocin, fotemustine, lomustine, nimustine, and ranimustine; antibiotics such as the enediyne antibiotics (e.g., calicheamicin, especially calicheamicin gammaII and calicheamicin omegaII (Angew Chem. Intl. Ed. Engl. (1994) 33:183-186); dynemicin, including dynemicin A; bisphosphonates, such as clodronate; an esperamicin; as well as neocarzinostatin chromophore and related chromoprotein enediyne antibiotic chromophores), aclacinomysins, actinomycin, anthramycin, azaserine, bleomycins, cactinomycin, carabycin, carminomycin, carzinophilin, chromomycinis, dactinomycin, daunorubicin, detorubicin, 6-diazo-5-oxo-L-norleucine, ADRIAMYCIN® (doxorubicin), morpholino-doxorubicin, cyanomorpholino-doxorubicin, 2-pyrrolino-doxorubicin and

deoxydoxorubicin), epirubicin, esorubicin, idarubicin, marcellomycin, mitomycins such as mitomycin C, mycophenolic acid, nogalamycin, olivomycins, peplomycin, porfiromycin, puromycin, quelamycin, rodorubicin, streptonigrin, streptozocin, tubercidin, ubenimex, zinostatin, zorubicin; anti-metabolites such as methotrexate and 5-fluorouracil (5-FU); folic acid analogs such as denopterin, methotrexate, pteropterin, trimetrexate; purine analogs such as fludarabine, 6-mercaptopurine, thiamiprine, thioguanine; pyrimidine analogs such as ancitabine, azacitidine, 6-azauridine, carmofur, cytarabine, dideoxyuridine, doxifluridine, enocitabine, floxuridine; androgens such as calusterone, dromostanolone propionate, epitio stanol, mepitio stanol, testolactone; anti-adrenals such as aminogluthimide, mitotane, trilostane; folic acid replenisher such as frolinic acid; aceglatone; aldophosphamide glycoside; aminolevulinic acid; eniluracil; amsacrine; bestabucil; bisantrene; edatraxate; defofamine; demecolcine; diaziquone; elfornithine; elliptinium acetate; an epothilone; etoglucid; gallium nitrate; hydroxyurea; lentinan; lonidainine; maytansinoids such as maytansine and ansamitocins; mitoguazone; mitoxantrone; mopidanmol; nitraerine; pentostatin; phenamet; pirarubicin; losoxantrone; podophyllinic acid; 2-ethylhydrazide; procarbazine; PSK® polysaccharide complex (JHS Natural Products, Eugene, OR); razoxane; rhizoxin; sizofiran; spirogermanium; tenuazonic acid; triaziquone; 2,2',2''-trichlorotriethylamine; trichothecenes (especially T-2 toxin, verracurin A, roridin A and anguidine); urethan; vindesine; dacarbazine; mannomustine; mitobronitol; mitolactol; pipobroman; gacytosine; arabinoside ("Ara-C"); cyclophosphamide; thiotepa; taxoids, e.g., TAXOL® (paclitaxel; Bristol-Myers Squibb Oncology, Princeton, N.J.), ABRAXANE™ (Cremophor-free), albumin-engineered nanoparticle formulations of paclitaxel (American Pharmaceutical Partners, Schaumburg, Illinois), and TAXOTERE® (doxetaxel; Rhône-Poulenc Rorer, Antony, France); chloranmbucil; GEMZAR® (gemcitabine); 6-thioguanine; mercaptopurine; methotrexate; platinum analogs such as cisplatin and carboplatin; vinblastine; etoposide (VP-16); ifosfamide; mitoxantrone; vincristine; NAVELBINE® (vinorelbine); novantrone; teniposide; edatrexate; daunomycin; aminopterin; capecitabine (XELODA®); ibandronate; CPT-11; topoisomerase inhibitor RFS 2000; difluoromethylornithine (DMFO); retinoids such as retinoic acid; and pharmaceutically acceptable salts, acids and derivatives of any of the above.

**[0034]** Also included in the definition of "chemotherapeutic agent" are: (i) anti-hormonal agents that act to regulate or inhibit hormone action on tumors such as anti-estrogens and selective estrogen receptor modulators (SERMs), including, for example,

tamoxifen (including NOLVADEX®; tamoxifen citrate), raloxifene, droloxifene, 4-hydroxytamoxifen, trioxifene, keoxifene, LY117018, onapristone, and FARESTON® (toremifene citrate); (ii) aromatase inhibitors that inhibit the enzyme aromatase, which regulates estrogen production in the adrenal glands, such as, for example, 4(5)-imidazoles, aminoglutethimide, MEGASE® (megestrol acetate), AROMASIN® (exemestane; Pfizer), formestane, fadrozole, RIVISOR® (vorozole), FEMARA® (letrozole; Novartis), and ARIMIDEX® (anastrozole; AstraZeneca); (iii) anti-androgens such as flutamide, nilutamide, bicalutamide, leuprolide, and goserelin; as well as troxacitabine (a 1,3-dioxolane nucleoside cytosine analog); (iv) protein kinase inhibitors; (v) lipid kinase inhibitors; (vi) antisense oligonucleotides, particularly those which inhibit expression of genes in signaling pathways implicated in aberrant cell proliferation, such as, for example, PKC-alpha, Ralf and H-Ras; (vii) ribozymes such as VEGF expression inhibitors (e.g., ANGIOZYME®) and HER2 expression inhibitors; (viii) vaccines such as gene therapy vaccines, for example, ALLOVECTIN®, LEUVECTIN®, and VAXID®; PROLEUKIN® rIL-2; a topoisomerase 1 inhibitor such as LURTOTECAN®; ABARELIX® rmRH; (ix) anti-angiogenic agents such as bevacizumab (AVASTIN®, Genentech); and (x) pharmaceutically acceptable salts, acids and derivatives of any of the above. Other anti-angiogenic agents include MMP-2 (matrix-metalloproteinase 2) inhibitors, MMP-9 (matrix-metalloproteinase 9) inhibitors, COX-II (cyclooxygenase II) inhibitors, and VEGF receptor tyrosine kinase inhibitors. Examples of such useful matrix metalloproteinase inhibitors that can be used in combination with the present compounds/compositions are described in WO 96/33172, WO 96/27583, EP 818442, EP 1004578, WO 98/07697, WO 98/03516, WO 98/34918, WO 98/34915, WO 98/33768, WO 98/30566, EP 606,046, EP 931,788, WO 90/05719, WO 99/52910, WO 99/52889, WO 99/29667, WO 99/07675, EP 945864, U.S. Pat. No. 5,863,949, U.S. Pat. No. 5,861,510, and EP 780,386, all of which are incorporated herein in their entireties by reference. Examples of VEGF receptor tyrosine kinase inhibitors include 4-(4-bromo-2-fluoroanilino)-6-methoxy-7-(1-methylpiperidin-4-ylmethoxy)quinazoline (ZD6474; Example 2 within WO 01/32651), 4-(4-fluoro-2-methylindol-5-yloxy)-6-methoxy-7-(3-pyrrolidin-1-ylpropoxy)-quinazoline (AZD2171; Example 240 within WO 00/47212), vatalanib (PTK787; WO 98/35985) and SU11248 (sunitinib; WO 01/60814), and compounds such as those disclosed in PCT Publication Nos. WO 97/22596, WO 97/30035, WO 97/32856, and WO 98/13354).

**[0035]** Other examples of chemotherapeutic agents that can be used in combination with the present compounds include inhibitors of PI3K (phosphoinositide-3 kinase), such

as those reported in Yaguchi et al (2006) Jour. of the Nat. Cancer Inst. 98(8):545-556; US 7173029; US 7037915; US 6608056; US 6608053; US 6838457; US 6770641; US 6653320; US 6403588; WO 2006/046031; WO 2006/046035; WO 2006/046040; WO 2007/042806; WO 2007/042810; WO 2004/017950; US 2004/092561; WO 2004/007491; WO 2004/006916; WO 2003/037886; US 2003/149074; WO 2003/035618; WO 2003/034997; US 2003/158212; EP 1417976; US 2004/053946; JP 2001247477; JP 08175990; JP 08176070; US 6703414; and WO 97/15658, all of which are incorporated herein in their entireties by reference. Specific examples of such PI3K inhibitors include SF-1126 (PI3K inhibitor, Semafore Pharmaceuticals), BEZ-235 (PI3K inhibitor, Novartis), XL-147 (PI3K inhibitor, Exelixis, Inc.).

**[0036]** The term "inflammatory diseases" as used in this application includes, but not limited to, rheumatoid arthritis, atherosclerosis, congestive heart failure, inflammatory bowel disease (including, but not limited to, Crohn's disease and ulcerative colitis), chronic obstructive pulmonary disease in the lung, fibrotic disease in the liver and kidney, Crohn's disease, skin diseases such as psoriasis, eczema and scleroderma, osteoarthritis, multiple sclerosis, asthma, diseases and disorders related to diabetic complications, fibrotic organ failure in organs such as lung, liver, kidney, and inflammatory complications of the cardiovascular system such as acute coronary syndrome.

**[0037]** An "anti-inflammatory agent" is a compound useful in the treatment of inflammation. Examples of anti-inflammatory agents include injectable protein therapeutics such as Enbrel®, Remicade®, Humira® and Kineret®. Other examples of anti-inflammatory agents include non-steroidal anti-inflammatory agents (NSAIDs), such as ibuprofen or aspirin (which reduce swelling and alleviate pain); disease-modifying anti-rheumatic drugs (DMARDs) such as methotrexate; 5-aminosalicylates (sulfasalazine and the sulfa-free agents); corticosteroids; immunomodulators such as 6-mercaptopurine ("6-MP"), azathioprine ("AZA"), cyclosporines, and biological response modifiers such as Remicade.RTM. (infliximab) and Enbrel.RTM. (etanercept); fibroblast growth factors; platelet derived growth factors; enzyme blockers such as Arava.RTM. (leflunomide); and/or a cartilage protecting agent such as hyaluronic acid, glucosamine, and chondroitin.

**[0038]** The term "prodrug" as used in this application refers to a precursor or derivative form of a compound of the invention that is capable of being enzymatically or hydrolytically activated or converted into the more active parent form. See, e.g., Wilman, "Prodrugs in Cancer Chemotherapy" Biochemical Society Transactions, 14, pp. 375-382, 615th Meeting Belfast (1986) and Stella et al., "Prodrugs: A Chemical Approach to



Targeted Drug Delivery," *Directed Drug Delivery*, Borchardt et al., (ed.), pp. 247-267, Humana Press (1985). The prodrugs of this invention include, but are not limited to, ester-containing prodrugs, phosphate-containing prodrugs, thiophosphate-containing prodrugs, sulfate-containing prodrugs, peptide-containing prodrugs, D-amino acid-modified prodrugs, glycosylated prodrugs,  $\beta$ -lactam-containing prodrugs, optionally substituted phenoxyacetamide-containing prodrugs, optionally substituted phenylacetamide-containing prodrugs, 5-fluorocytosine and other 5-fluorouridine prodrugs which can be converted into the more active cytotoxic free drug. Examples of cytotoxic drugs that can be derivatized into a prodrug form for use in this invention include, but are not limited to, compounds of the invention and chemotherapeutic agents such as described above.

**[0039]** A "metabolite" is a product produced through metabolism in the body of a specified compound or salt thereof. Metabolites of a compound may be identified using routine techniques known in the art and their activities determined using tests such as those described herein. Such products may result for example from the oxidation, hydroxylation, reduction, hydrolysis, amidation, deamidation, esterification, deesterification, enzymatic cleavage, and the like, of the administered compound. Accordingly, the invention includes metabolites of compounds of the invention, including compounds produced by a process comprising contacting a compound of this invention with a mammal for a period of time sufficient to yield a metabolic product thereof.

**[0040]** A "liposome" is a small vesicle composed of various types of lipids, phospholipids and/or surfactant which is useful for delivery of a drug (such as MEK inhibitors disclosed herein and, optionally, a chemotherapeutic agent) to a mammal. The components of the liposome are commonly arranged in a bilayer formation, similar to the lipid arrangement of biological membranes.

**[0041]** The term "package insert" is used to refer to instructions customarily included in commercial packages of therapeutic products, that contain information about the indications, usage, dosage, administration, contraindications and/or warnings concerning the use of such therapeutic products.

**[0042]** The term "chiral" refers to molecules which have the property of non-superimposability of the mirror image partner, while the term "achiral" refers to molecules which are superimposable on their mirror image partner.

**[0043]** The term "stereoisomer" refers to compounds which have identical chemical constitution and connectivity, but different orientations of their atoms in space that cannot be interconverted by rotation about single bonds.

[0044] "Diastereomer" refers to a stereoisomer with two or more centers of chirality and whose molecules are not mirror images of one another. Diastereomers have different physical properties, e.g. melting points, boiling points, spectral properties, and reactivities. Mixtures of diastereomers may separate under high resolution analytical procedures such as crystallization, electrophoresis and chromatography.

[0045] "Enantiomers" refer to two stereoisomers of a compound which are non-superimposable mirror images of one another.

[0046] Stereochemical definitions and conventions used herein generally follow S. P. Parker, Ed., *McGraw-Hill Dictionary of Chemical Terms* (1984) McGraw-Hill Book Company, New York; and Eliel, E. and Wilen, S., "Stereochemistry of Organic Compounds", John Wiley & Sons, Inc., New York, 1994. The compounds of the invention may contain asymmetric or chiral centers, and therefore exist in different stereoisomeric forms. It is intended that all stereoisomeric forms of the compounds of the invention, including but not limited to, diastereomers, enantiomers and atropisomers, as well as mixtures thereof such as racemic mixtures, form part of the present invention. Many organic compounds exist in optically active forms, i.e., they have the ability to rotate the plane of plane-polarized light. In describing an optically active compound, the prefixes D and L, or *R* and *S*, are used to denote the absolute configuration of the molecule about its chiral center(s). The prefixes d and l or (+) and (-) are employed to designate the sign of rotation of plane-polarized light by the compound, with (-) or l meaning that the compound is levorotatory. A compound prefixed with (+) or d is dextrorotatory. For a given chemical structure, these stereoisomers are identical except that they are mirror images of one another. A specific stereoisomer may also be referred to as an enantiomer, and a mixture of such isomers is often called an enantiomeric mixture. A 50:50 mixture of enantiomers is referred to as a racemic mixture or a racemate, which may occur where there has been no stereoselection or stereospecificity in a chemical reaction or process. The terms "racemic mixture" and "racemate" refer to an equimolar mixture of two enantiomeric species, devoid of optical activity.

[0047] The term "tautomer" or "tautomeric form" refers to structural isomers of different energies which are interconvertible via a low energy barrier. For example, proton tautomers (also known as prototropic tautomers) include interconversions via migration of a proton, such as keto-enol and imine-enamine isomerizations. Valence tautomers include interconversions by reorganization of some of the bonding electrons.

[0048] The phrase "pharmaceutically acceptable salt" as used herein, refers to

pharmaceutically acceptable organic or inorganic salts of a compound of the invention. Exemplary salts include, but are not limited, to sulfate, citrate, acetate, oxalate, chloride, bromide, iodide, nitrate, bisulfate, phosphate, acid phosphate, isonicotinate, lactate, salicylate, acid citrate, tartrate, oleate, tannate, pantothenate, bitartrate, ascorbate, succinate, maleate, gentisinate, fumarate, gluconate, glucuronate, saccharate, formate, benzoate, glutamate, methanesulfonate "mesylate", ethanesulfonate, benzenesulfonate, *p*-toluenesulfonate, pamoate (i.e., 1,1'-methylene-bis-(2-hydroxy-3-naphthoate)) salts, alkali metal (e.g., sodium and potassium) salts, alkaline earth metal (e.g., magnesium) salts, and ammonium salts. A pharmaceutically acceptable salt may involve the inclusion of another molecule such as an acetate ion, a succinate ion or other counter ion. The counter ion may be any organic or inorganic moiety that stabilizes the charge on the parent compound. Furthermore, a pharmaceutically acceptable salt may have more than one charged atom in its structure. Instances where multiple charged atoms are part of the pharmaceutically acceptable salt can have multiple counter ions. Hence, a pharmaceutically acceptable salt can have one or more charged atoms and/or one or more counter ion.

**[0049]** If the compound of the invention is a base, the desired pharmaceutically acceptable salt may be prepared by any suitable method available in the art, for example, treatment of the free base with an inorganic acid, such as hydrochloric acid, hydrobromic acid, sulfuric acid, nitric acid, methanesulfonic acid, phosphoric acid and the like, or with an organic acid, such as acetic acid, maleic acid, succinic acid, mandelic acid, fumaric acid, malonic acid, pyruvic acid, oxalic acid, glycolic acid, salicylic acid, a pyranosidyl acid, such as glucuronic acid or galacturonic acid, an alpha hydroxy acid, such as citric acid or tartaric acid, an amino acid, such as aspartic acid or glutamic acid, an aromatic acid, such as benzoic acid or cinnamic acid, a sulfonic acid, such as *p*-toluenesulfonic acid or ethanesulfonic acid, or the like.

**[0050]** If the compound of the invention is an acid, the desired pharmaceutically acceptable salt may be prepared by any suitable method, for example, treatment of the free acid with an inorganic or organic base, such as an amine (primary, secondary or tertiary), an alkali metal hydroxide or alkaline earth metal hydroxide, or the like. Illustrative examples of suitable salts include, but are not limited to, organic salts derived from amino acids, such as glycine and arginine, ammonia, primary, secondary, and tertiary amines, and cyclic amines, such as piperidine, morpholine and piperazine, and inorganic salts derived from sodium, calcium, potassium, magnesium, manganese, iron, copper, zinc, aluminum and lithium.

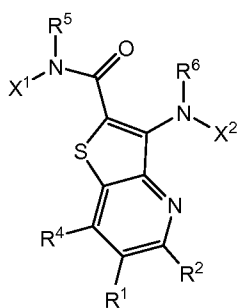
[0051] The phrase "pharmaceutically acceptable" indicates that the substance or composition must be compatible chemically and/or toxicologically, with the other ingredients comprising a formulation, and/or the mammal being treated therewith.

[0052] A "solvate" refers to an association or complex of one or more solvent molecules and a compound of the invention. Examples of solvents that form solvates include, but are not limited to, water, isopropanol, ethanol, methanol, DMSO, ethyl acetate, acetic acid, and ethanolamine. The term "hydrate" refers to the complex where the solvent molecule is water.

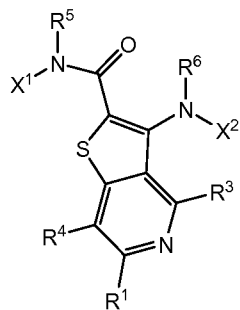
[0053] The term "protecting group" refers to a substituent that is commonly employed to block or protect a particular functionality while reacting other functional groups on the compound. For example, an "amino-protecting group" is a substituent attached to an amino group that blocks or protects the amino functionality in the compound. Suitable amino-protecting groups include acetyl, trifluoroacetyl, t-butoxycarbonyl (BOC), benzyloxycarbonyl (CBZ) and 9-fluorenylmethylenoxycarbonyl (Fmoc). Similarly, a "hydroxy-protecting group" refers to a substituent of a hydroxy group that blocks or protects the hydroxy functionality. Suitable protecting groups include acetyl and silyl. A "carboxy-protecting group" refers to a substituent of the carboxy group that blocks or protects the carboxy functionality. Common carboxy-protecting groups include phenylsulfonyl, cyanoethyl, 2-(trimethylsilyl)ethyl, 2-(trimethylsilyl)ethoxymethyl, 2-(p-toluenesulfonyl)ethyl, 2-(p-nitrophenylsulfonyl)ethyl, 2-(diphenylphosphino)-ethyl, nitroethyl and the like. For a general description of protecting groups and their use, see T. W. Greene, *Protective Groups in Organic Synthesis*, John Wiley & Sons, New York, 1991.

[0054] The terms "compound of this invention," and "compounds of the present invention" and "compounds of Formula I," unless otherwise indicated, include compounds of Formula I and stereoisomers, geometric isomers, tautomers, solvates, metabolites, salts (e.g., pharmaceutically acceptable salts) and prodrugs thereof.

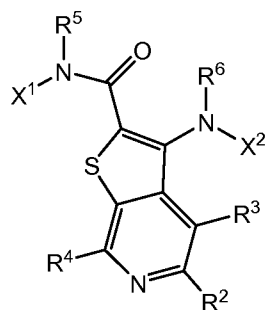
[0055] The present invention provides azabenzothiophenyl compounds of Formula I as described above useful as kinase inhibitors, particularly useful as MEK kinase inhibitors. The present invention includes compounds of Formulae I-a, I-b, I-c, I-d, I-e, I-f, I-g, I-h, I-i, II-a, II-b, II-c, II-d, II-e, II-f, II-g, II-h, II-i, III-a, III-b, III-c, III-d, III-e, III-f, III-g, III-h, and III-i, and all other variables are as defined in Formula I.



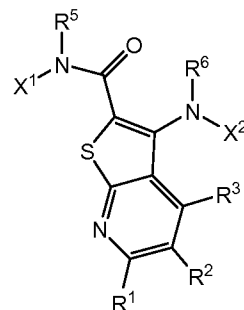
I-a



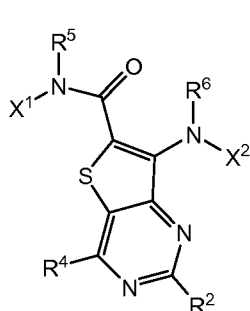
I-b



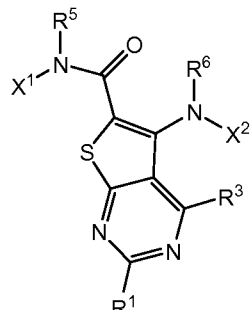
I-c



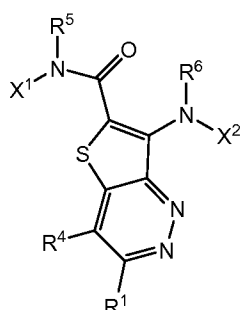
I-d



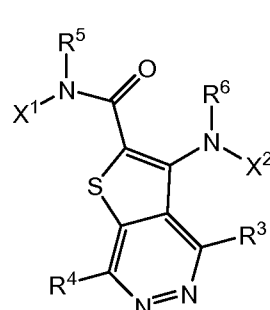
I-e



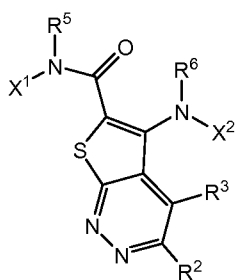
I-f



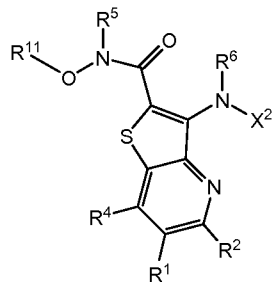
I-g



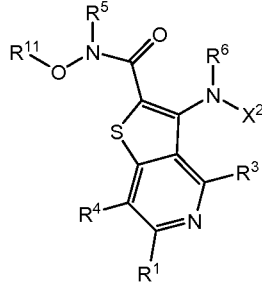
I-h



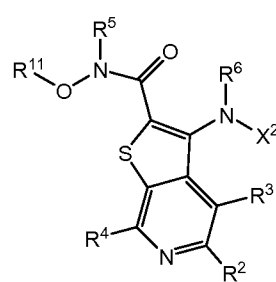
I-i



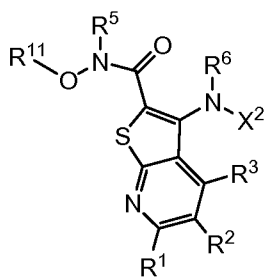
II-a



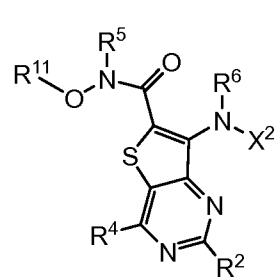
II-b



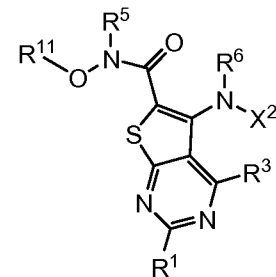
II-c



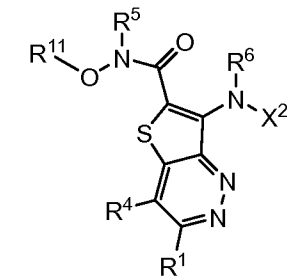
II-d



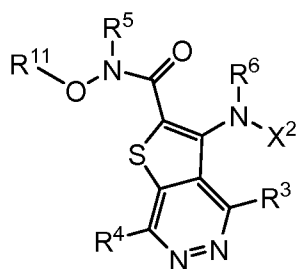
II-e



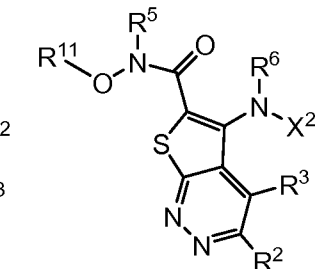
II-f



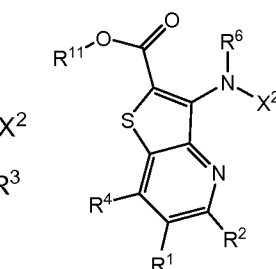
II-g



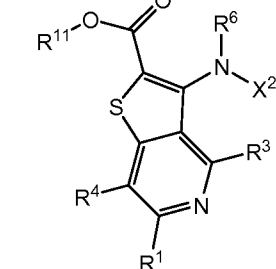
II-h



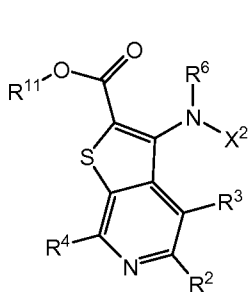
II-i



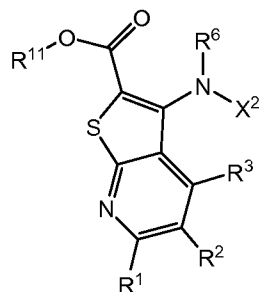
III-a



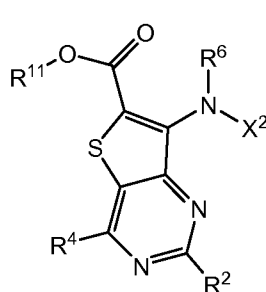
III-b



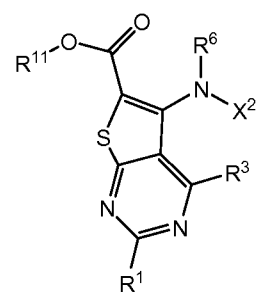
III-c



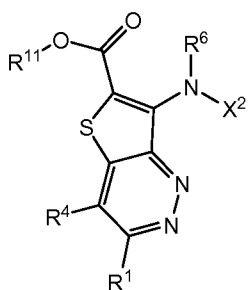
III-d



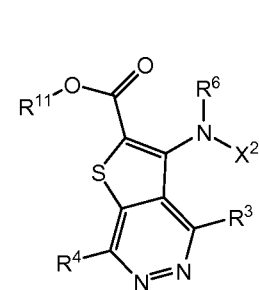
III-e



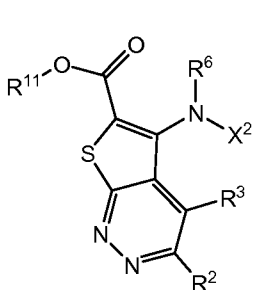
III-f



III-g



III-h



III-i

**[0056]** In an embodiment of the present invention, compounds are of Formulae I-b, I-f, I-g, I-h, II-b, II-f, II-g, II-h, III-b, III-f, III-g and III-h, and all other variables are as defined in Formula I.

**[0057]** In an embodiment of the present invention, compounds are of Formula III-c, and all other variables are as defined in Formula I.

**[0058]** In an embodiment of the present invention,  $R^1$  is H, halo, CN,  $CF_3$ ,  $-NR^{11}R^{12}$ ,  $-OR^{11}$ ,  $-SR^{11}$ ,  $-C(=O)NR^{11}R^{12}$ , or  $C_1-C_6$  alkyl, and all other variables are as defined in Formula I, I-a, I-b, I-d, I-f, I-g, II-a, II-b, II-d, II-f, II-g, III-a, III-b, III-d, III-f, or III-g.

**[0059]** In another embodiment of the present invention,  $R^1$  is H, halo, CN,  $CF_3$ ,  $C_1-C_6$  alkyl,  $-NR^{11}R^{12}$  wherein  $R^{11}$  and  $R^{12}$  are independently H or  $C_1-C_6$  alkyl,  $-OR^{11}$  wherein  $R^{11}$  is H or  $C_1-C_6$  alkyl, or  $-SR^{11}$  wherein  $R^{11}$  is H or  $C_1-C_6$  alkyl; and all other variables are as defined in Formula I, I-a, I-b, I-d, I-f, I-g, II-a, II-b, II-d, II-f, II-g, III-a, III-b, III-d, III-f, or III-g.

**[0060]** In another embodiment of the present invention,  $R^1$  is H, Cl, CN,  $CF_3$ , methyl,  $-NH_2$ ,  $-NH(CH_3)$ ,  $-N(CH_3)_2$ ,  $-OH$ , or  $-OCH_3$ ; and all other variables are as defined in Formula I, I-a, I-b, I-d, I-f, I-g, II-a, II-b, II-d, II-f, II-g, III-a, III-b, III-d, III-f, or III-g.

**[0061]** In another embodiment of the present invention,  $R^1$  is H; and all other

variables are as defined in Formula I, I-a, I-b, I-d, I-f, I-g, II-a, II-b, II-d, II-f, II-g, III-a, III-b, III-d, III-f, or III-g.

**[0062]** In an embodiment of the present invention,  $R^2$  is H, halo, CN,  $CF_3$ ,  $-NR^{11}R^{12}$ ,  $-OR^{11}$ ,  $-SR^{11}$ ,  $-C(=O)NR^{11}R^{12}$ , or  $C_1-C_6$  alkyl, and all other variables are as defined in Formula I, I-a, I-c, I-d, I-e, I-i, II-a, II-c, II-d, II-e, II-i, III-a, III-c, III-d, III-e, or III-i, or as defined above.

**[0063]** In another embodiment of the present invention,  $R^2$  is H, halo, CN,  $CF_3$ ,  $C_1-C_6$  alkyl,  $-NR^{11}R^{12}$  wherein  $R^{11}$  and  $R^{12}$  are independently H or  $C_1-C_6$  alkyl,  $-OR^{11}$  wherein  $R^{11}$  is H or  $C_1-C_6$  alkyl, or  $-SR^{11}$  wherein  $R^{11}$  is H or  $C_1-C_6$  alkyl; and all other variables are as defined in Formula I, I-a, I-c, I-d, I-e, I-i, II-a, II-c, II-d, II-e, II-i, III-a, III-c, III-d, III-e, or III-i, or as defined above.

**[0064]** In another embodiment of the present invention,  $R^2$  is H, Cl, CN,  $CF_3$ , methyl,  $-NH_2$ ,  $-NH(CH_3)$ ,  $-N(CH_3)_2$ ,  $-OH$ , or  $-OCH_3$ ; and all other variables are as defined in Formula I, I-a, I-c, I-d, I-e, I-i, II-a, II-c, II-d, II-e, II-i, III-a, III-c, III-d, III-e, or III-i, or as defined above.

**[0065]** In an embodiment of the present invention,  $R^3$  is H, halo, CN,  $CF_3$ ,  $-NR^{11}R^{12}$ ,  $-OR^{11}$ ,  $-SR^{11}$ ,  $-C(=O)NR^{11}R^{12}$ , or  $C_1-C_6$  alkyl, and all other variables are as defined in Formula I, I-a, I-c, I-d, I-e, I-i, II-a, II-c, II-d, II-e, II-i, III-a, III-c, III-d, III-e, or III-i, or as defined above.

**[0066]** In another embodiment of the present invention,  $R^3$  is H, halo,  $CF_3$ ,  $C_1-C_6$  alkyl; and all other variables are as defined in Formula I, I-a, I-c, I-d, I-e, I-i, II-a, II-c, II-d, II-e, II-i, III-a, III-c, III-d, III-e, or III-i, or as defined above.

**[0067]** In another embodiment of the present invention,  $R^3$  is H, F,  $CF_3$ , or methyl; and all other variables are as defined in Formula I, I-a, I-c, I-d, I-e, I-i, II-a, II-c, II-d, II-e, II-i, III-a, III-c, III-d, III-e, or III-i, or as defined above.

**[0068]** In another embodiment of the present invention,  $R^3$  is H, F, Cl,  $CF_3$ , methyl or CN; and all other variables are as defined in Formula I, I-a, I-c, I-d, I-e, I-i, II-a, II-c, II-d, II-e, II-i, III-a, III-c, III-d, III-e, or III-i, or as defined above.

**[0069]** In an embodiment of the present invention,  $R^4$  is H, halo, CN,  $CF_3$ ,  $-NR^{11}R^{12}$ ,  $-OR^{11}$ ,  $-SR^{11}$ ,  $-C(=O)NR^{11}R^{12}$ , or  $C_1-C_6$  alkyl, and all other variables are as defined in Formula I, I-a, I-b, I-c, I-e, I-g, I-h, II-a, II-b, II-c, II-e, II-g, II-h, III-a, III-b, III-c, III-e, III-g, or III-h, or as defined above.

**[0070]** In another embodiment of the present invention,  $R^4$  is H, halo, CN,  $CF_3$ ,

$-\text{NR}^{11}\text{R}^{12}$  or  $-\text{C}(=\text{O})\text{NR}^{11}\text{R}^{12}$  wherein  $\text{R}^{11}$  and  $\text{R}^{12}$  are independently H or  $\text{C}_1\text{-C}_6$  alkyl,  $-\text{OR}^{11}$  wherein  $\text{R}^{11}$  is H or  $\text{C}_1\text{-C}_6$  alkyl, or  $-\text{SR}^{11}$  wherein  $\text{R}^{11}$  is H or  $\text{C}_1\text{-C}_6$  alkyl; and all other variables are as defined in Formula I, I-a, I-b, I-c, I-e, I-g, I-h, II-a, II-b, II-c, II-e, II-g, II-h, III-a, III-b, III-c, III-e, III-g, or III-h, or as defined above.

[0071] In another embodiment of the present invention,  $\text{R}^4$  is H, Br, CN,  $\text{CF}_3$ ,  $-\text{NH}_2$ ,  $-\text{NH}(\text{CH}_3)$ ,  $-\text{N}(\text{CH}_3)_2$ ,  $-\text{C}(\text{O})\text{NH}_2$ ,  $-\text{C}(\text{O})\text{NHCH}_3$ ,  $-\text{C}(\text{O})\text{N}(\text{CH}_3)_2$ ,  $-\text{OH}$ , or  $-\text{OCH}_3$ ; and all other variables are as defined in Formula I, I-a, I-b, I-c, I-e, I-g, I-h, II-a, II-b, II-c, II-e, II-g, II-h, III-a, III-b, III-c, III-e, III-g, or III-h, or as defined above.

[0072] In another embodiment of the present invention,  $\text{R}^4$  is H, Br, Cl, CN,  $\text{CF}_3$ ,  $-\text{NH}_2$ ,  $-\text{NH}(\text{CH}_3)$ ,  $-\text{N}(\text{CH}_3)_2$ ,  $-\text{C}(\text{O})\text{NH}_2$ ,  $-\text{C}(\text{O})\text{NHCH}_3$ ,  $-\text{C}(\text{O})\text{N}(\text{CH}_3)_2$ ,  $-\text{OH}$ , or  $-\text{OCH}_3$ ; and all other variables are as defined in Formula I, I-a, I-b, I-c, I-e, I-g, I-h, II-a, II-b, II-c, II-e, II-g, II-h, III-a, III-b, III-c, III-e, III-g, or III-h, or as defined above.

[0073] In another embodiment of the present invention,  $\text{R}^4$  is halo,  $-\text{OH}$ , or  $\text{C}_1\text{-C}_6$  alkyl optionally substituted by halo, and all other variables are as defined in Formula I, I-a, I-b, I-c, I-e, I-g, I-h, II-a, II-b, II-c, II-e, II-g, II-h, III-a, III-b, III-c, III-e, III-g, or III-h, or as defined above.

[0074] In another embodiment of the present invention,  $\text{R}^4$  is independently Cl, Br, Me, Et, F,  $\text{CHF}_2$ ,  $\text{CF}_3$ , or  $-\text{OH}$ ; and all other variables are as defined in Formula I, I-a, I-b, I-c, I-e, I-g, I-h, II-a, II-b, II-c, II-e, II-g, II-h, III-a, III-b, III-c, III-e, III-g, or III-h, or as defined above.

[0075] In an embodiment of the present invention,  $\text{R}^5$  is H or  $\text{C}_1\text{-C}_6$  alkyl; and all other variables are as defined in Formula I, I-a to I-i, or II-a to II-i, or as defined above.

[0076] In another embodiment of the present invention,  $\text{R}^5$  is H or methyl; and all other variables are as defined in Formula I, I-a to I-i, or II-a to II-i, or as defined above.

[0077] In another embodiment of the present invention,  $\text{R}^5$  is H; and all other variables are as defined in Formula I, I-a to I-i, or II-a to II-i, or as defined above.

[0078] In another embodiment of the present invention,  $\text{R}^5$  is methyl; and all other variables are as defined in Formula I, I-a to I-i, or II-a to II-i, or as defined above.

[0079] In an embodiment of the present invention,  $\text{R}^6$  is H or  $\text{C}_1\text{-C}_6$  alkyl; and all other variables are as defined in Formula I, I-a to I-i, II-a to II-i, or III-a to III-i, or as defined above.

[0080] In another embodiment of the present invention,  $\text{R}^6$  is H or methyl; and all other variables are as defined in Formula I, I-a to I-i, II-a to II-i, or III-a to III-i, or as



defined above.

**[0081]** In another embodiment of the present invention,  $R^6$  is H; and all other variables are as defined in Formula I, I-a to I-i, II-a to II-i, or III-a to III-i, or as defined above.

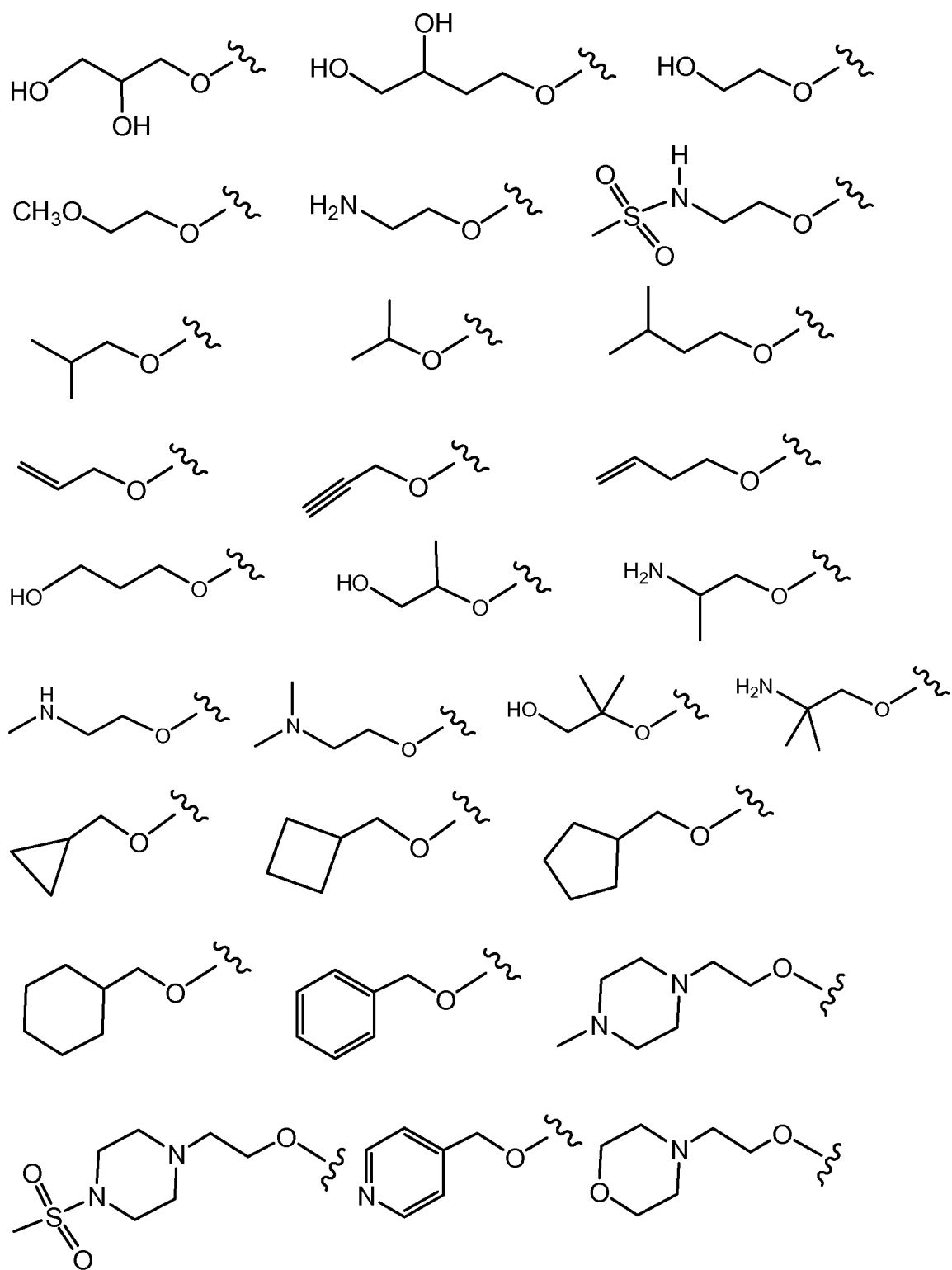
**[0082]** In another embodiment of the present invention,  $R^6$  is methyl; and all other variables are as defined in Formula I, I-a to I-i, II-a to II-i, or III-a to III-i, or as defined above.

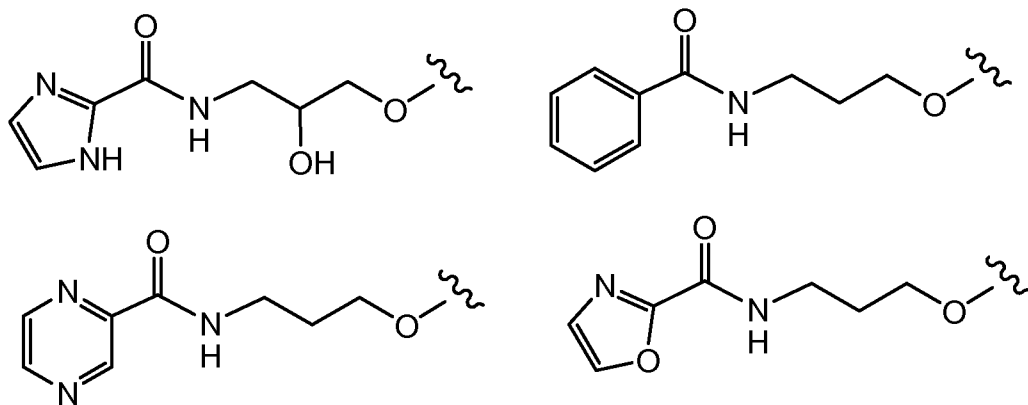
**[0083]** In an embodiment of the present invention,  $X^1$  is  $OR^{11}$  (i.e., Formula II-a to II-i); and all other variables are as defined in Formula I or I-a to I-i; or as defined above.

**[0084]** In an embodiment of the present invention,  $X^1$  is  $OR^{11}$  wherein  $R^{11}$  is H; and all other variables are as defined in Formula I or I-a to I-i; or as defined above.

**[0085]** In another embodiment of the present invention,  $X^1$  is  $OR^{11}$  wherein  $R^{11}$  is  $C_1$ - $C_{12}$  alkyl (e.g.,  $C_1$ - $C_6$  alkyl) substituted with one or more groups independently selected from halo, CN,  $CF_3$ ,  $-OCF_3$ ,  $-NO_2$ , oxo,  $-Si(C_1-C_6 \text{ alkyl})$ ,  $-(CR^{19}R^{20})_n C(=Y')R^{16}$ ,  $-(CR^{19}R^{20})_n C(=Y')OR^{16}$ ,  $-(CR^{19}R^{20})_n C(=Y')NR^{16}R^{17}$ ,  $-(CR^{19}R^{20})_n NR^{16}R^{17}$ ,  $-(CR^{19}R^{20})_n OR^{16}$ ,  $-(CR^{19}R^{20})_n SR^{16}$ ,  $-(CR^{19}R^{20})_n NR^{16}C(=Y')R^{17}$ ,  $-(CR^{19}R^{20})_n NR^{16}C(=Y')OR^{17}$ ,  $-(CR^{19}R^{20})_n NR^{18}C(=Y')NR^{16}R^{17}$ ,  $-(CR^{19}R^{20})_n NR^{17}SO_2R^{16}$ ,  $-(CR^{19}R^{20})_n OC(=Y')R^{16}$ ,  $-(CR^{19}R^{20})_n OC(=Y')OR^{16}$ ,  $-(CR^{19}R^{20})_n OC(=Y')NR^{16}R^{17}$ ,  $-(CR^{19}R^{20})_n OS(O)_2(OR^{16})$ ,  $-(CR^{19}R^{20})_n OP(=Y')(OR^{16})(OR^{17})$ ,  $-(CR^{19}R^{20})_n OP(OR^{16})(OR^{17})$ ,  $-(CR^{19}R^{20})_n S(O)R^{16}$ ,  $-(CR^{19}R^{20})_n S(O)_2R^{16}$ ,  $-(CR^{19}R^{20})_n S(O)_2NR^{16}R^{17}$ ,  $-(CR^{19}R^{20})_n S(O)(OR^{16})$ ,  $-(CR^{19}R^{20})_n S(O)_2(OR^{16})$ ,  $-(CR^{19}R^{20})_n SC(=Y')R^{16}$ ,  $-(CR^{19}R^{20})_n SC(=Y')OR^{16}$ ,  $-(CR^{19}R^{20})_n SC(=Y')NR^{16}R^{17}$ , and  $R^{21}$ ; and all other variables are as defined in Formula I or I-a to I-i, or as defined above.

**[0086]** In another embodiment of the present invention,  $X^1$  is:

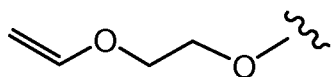




; and all

other variables are as defined in Formula I or I-a to I-i, or as defined above.

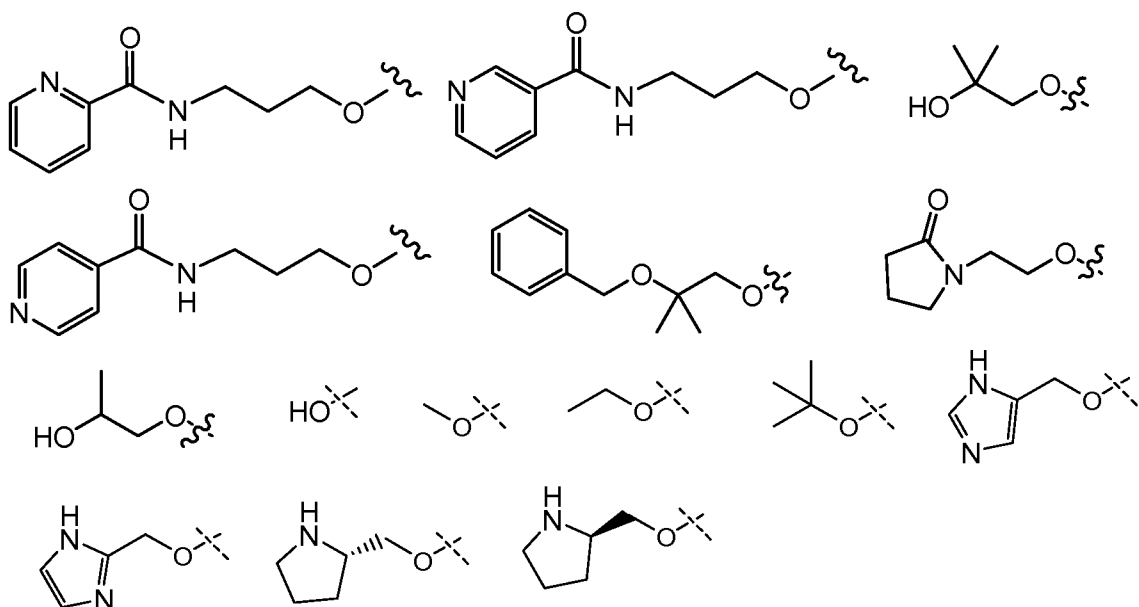
[0087] In another embodiment of the present invention, X<sup>1</sup> is



; and all other variables are as defined in Formula I or I-a to I-i,

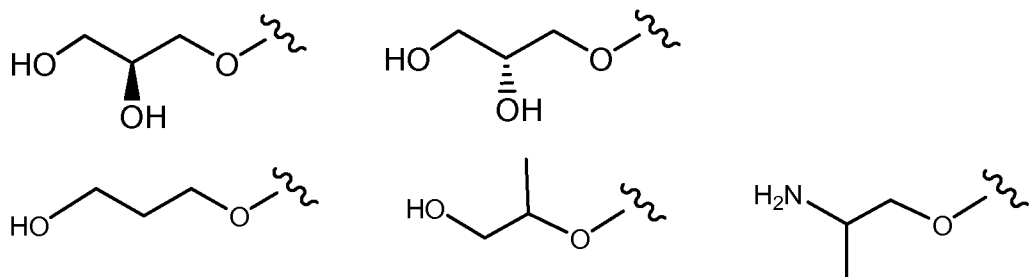
or as defined above.

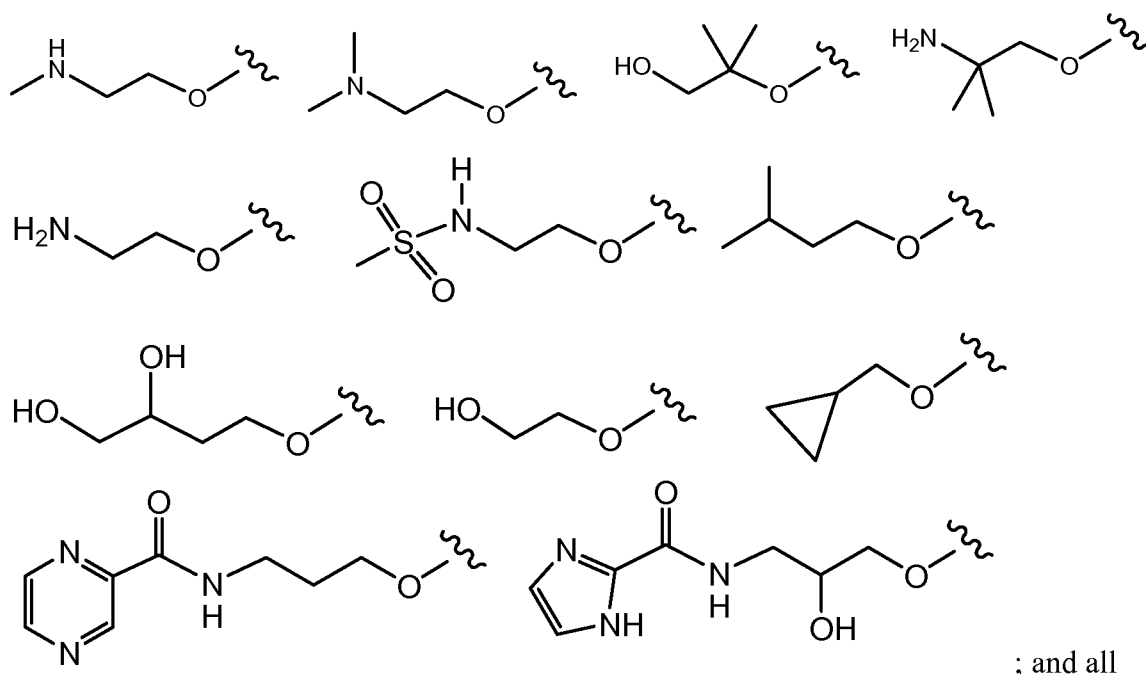
[0088] In another embodiment of the present invention, X<sup>1</sup> is



and all other variables are as defined in Formula I or I-a to I-i, or as defined above.

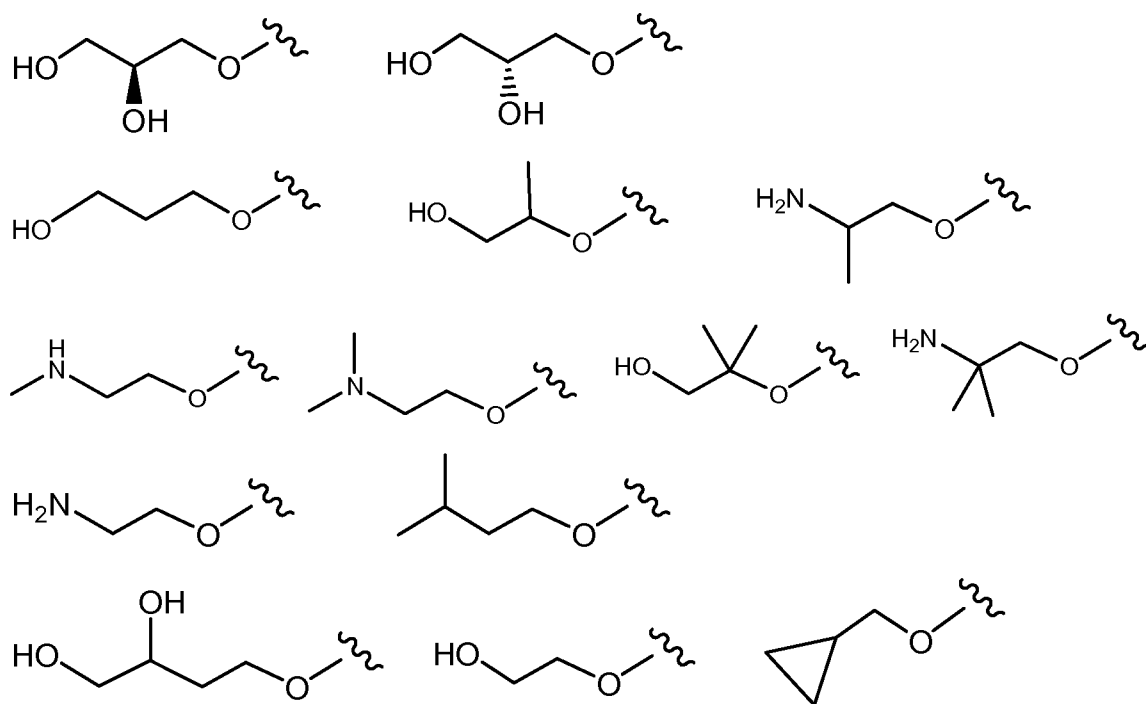
[0089] In another embodiment of the present invention, X<sup>1</sup> is

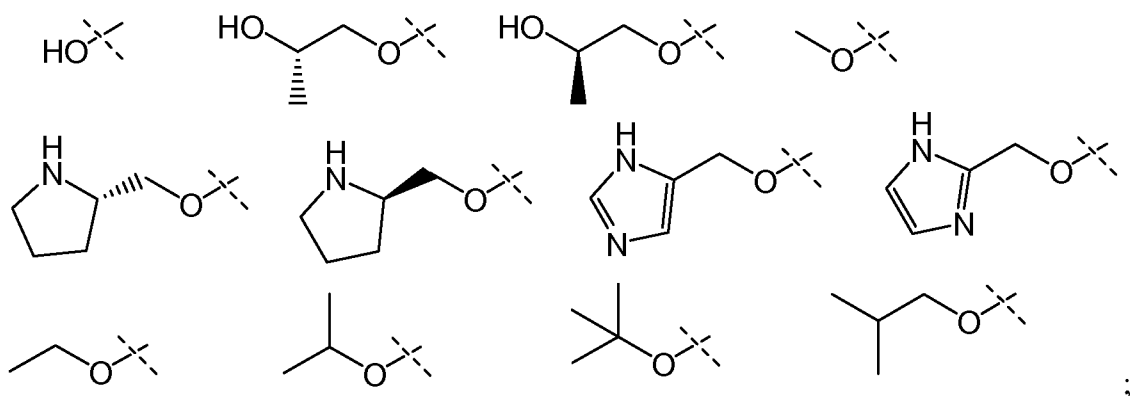




other variables are as defined in Formula I or I-a to I-i, or as defined above.

[0090] In another embodiment of the present invention,  $\text{X}^1$  is





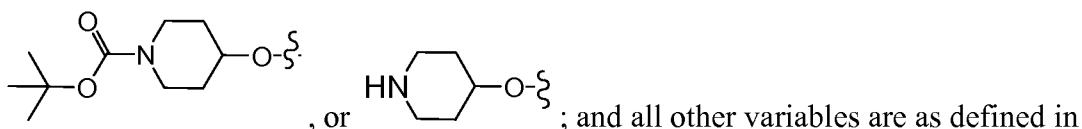
and all other variables are as defined in Formula I or I-a to I-i, or as defined above.

**[0091]** In another embodiment of the present invention,  $X^1$  is  $OR^{11}$  wherein  $R^{11}$  is heterocyclyl (e.g., 4- to 6-membered heterocyclyl) optionally substituted with one or more groups independently selected from halo, CN, CF<sub>3</sub>, -OCF<sub>3</sub>, -NO<sub>2</sub>, oxo, -Si(C<sub>1</sub>-C<sub>6</sub> alkyl), -(CR<sup>19</sup>R<sup>20</sup>)<sub>n</sub>C(=Y')R<sup>16</sup>, -(CR<sup>19</sup>R<sup>20</sup>)<sub>n</sub>C(=Y')OR<sup>16</sup>, -(CR<sup>19</sup>R<sup>20</sup>)<sub>n</sub>C(=Y')NR<sup>16</sup>R<sup>17</sup>, -(CR<sup>19</sup>R<sup>20</sup>)<sub>n</sub>NR<sup>16</sup>R<sup>17</sup>, -(CR<sup>19</sup>R<sup>20</sup>)<sub>n</sub>OR<sup>16</sup>, -(CR<sup>19</sup>R<sup>20</sup>)<sub>n</sub>SR<sup>16</sup>, -(CR<sup>19</sup>R<sup>20</sup>)<sub>n</sub>NR<sup>16</sup>C(=Y')R<sup>17</sup>, -(CR<sup>19</sup>R<sup>20</sup>)<sub>n</sub>NR<sup>16</sup>C(=Y')OR<sup>17</sup>, -(CR<sup>19</sup>R<sup>20</sup>)<sub>n</sub>NR<sup>18</sup>C(=Y')NR<sup>16</sup>R<sup>17</sup>, -(CR<sup>19</sup>R<sup>20</sup>)<sub>n</sub>NR<sup>17</sup>SO<sub>2</sub>R<sup>16</sup>, -(CR<sup>19</sup>R<sup>20</sup>)<sub>n</sub>OC(=Y')R<sup>16</sup>, -(CR<sup>19</sup>R<sup>20</sup>)<sub>n</sub>OC(=Y')OR<sup>16</sup>, -(CR<sup>19</sup>R<sup>20</sup>)<sub>n</sub>OC(=Y')NR<sup>16</sup>R<sup>17</sup>, -(CR<sup>19</sup>R<sup>20</sup>)<sub>n</sub>OS(O)<sub>2</sub>(OR<sup>16</sup>), -(CR<sup>19</sup>R<sup>20</sup>)<sub>n</sub>OP(=Y')(OR<sup>16</sup>)(OR<sup>17</sup>), -(CR<sup>19</sup>R<sup>20</sup>)<sub>n</sub>OP(OR<sup>16</sup>)(OR<sup>17</sup>), -(CR<sup>19</sup>R<sup>20</sup>)<sub>n</sub>S(O)R<sup>16</sup>, -(CR<sup>19</sup>R<sup>20</sup>)<sub>n</sub>S(O)<sub>2</sub>R<sup>16</sup>, -(CR<sup>19</sup>R<sup>20</sup>)<sub>n</sub>S(O)<sub>2</sub>NR<sup>16</sup>R<sup>17</sup>, -(CR<sup>19</sup>R<sup>20</sup>)<sub>n</sub>S(O)(OR<sup>16</sup>), -(CR<sup>19</sup>R<sup>20</sup>)<sub>n</sub>S(O)<sub>2</sub>(OR<sup>16</sup>), -(CR<sup>19</sup>R<sup>20</sup>)<sub>n</sub>SC(=Y')R<sup>16</sup>, -(CR<sup>19</sup>R<sup>20</sup>)<sub>n</sub>SC(=Y')OR<sup>16</sup>, -(CR<sup>19</sup>R<sup>20</sup>)<sub>n</sub>SC(=Y')NR<sup>16</sup>R<sup>17</sup>, and R<sup>21</sup>; and all other variables are as defined in Formula I or I-a to I-i, or as defined above.

**[0092]** In another embodiment of the present invention,  $X^1$  is  $OR^{11}$  wherein  $R^{11}$  is 4- to 6-membered heterocyclyl having 1 nitrogen ring atom wherein said heterocyclyl is optionally substituted with one or more groups independently selected from halo, CN, CF<sub>3</sub>, -OCF<sub>3</sub>, -NO<sub>2</sub>, oxo, -Si(C<sub>1</sub>-C<sub>6</sub> alkyl), -(CR<sup>19</sup>R<sup>20</sup>)<sub>n</sub>C(=Y')R<sup>16</sup>, -(CR<sup>19</sup>R<sup>20</sup>)<sub>n</sub>C(=Y')OR<sup>16</sup>, -(CR<sup>19</sup>R<sup>20</sup>)<sub>n</sub>C(=Y')NR<sup>16</sup>R<sup>17</sup>, -(CR<sup>19</sup>R<sup>20</sup>)<sub>n</sub>NR<sup>16</sup>R<sup>17</sup>, -(CR<sup>19</sup>R<sup>20</sup>)<sub>n</sub>OR<sup>16</sup>, -(CR<sup>19</sup>R<sup>20</sup>)<sub>n</sub>SR<sup>16</sup>, -(CR<sup>19</sup>R<sup>20</sup>)<sub>n</sub>NR<sup>16</sup>C(=Y')R<sup>17</sup>, -(CR<sup>19</sup>R<sup>20</sup>)<sub>n</sub>NR<sup>16</sup>C(=Y')OR<sup>17</sup>, -(CR<sup>19</sup>R<sup>20</sup>)<sub>n</sub>NR<sup>18</sup>C(=Y')NR<sup>16</sup>R<sup>17</sup>, -(CR<sup>19</sup>R<sup>20</sup>)<sub>n</sub>NR<sup>17</sup>SO<sub>2</sub>R<sup>16</sup>, -(CR<sup>19</sup>R<sup>20</sup>)<sub>n</sub>OC(=Y')R<sup>16</sup>, -(CR<sup>19</sup>R<sup>20</sup>)<sub>n</sub>OC(=Y')OR<sup>16</sup>, -(CR<sup>19</sup>R<sup>20</sup>)<sub>n</sub>OC(=Y')NR<sup>16</sup>R<sup>17</sup>, -(CR<sup>19</sup>R<sup>20</sup>)<sub>n</sub>OS(O)<sub>2</sub>(OR<sup>16</sup>), -(CR<sup>19</sup>R<sup>20</sup>)<sub>n</sub>OP(=Y')(OR<sup>16</sup>)(OR<sup>17</sup>), -(CR<sup>19</sup>R<sup>20</sup>)<sub>n</sub>OP(OR<sup>16</sup>)(OR<sup>17</sup>), -(CR<sup>19</sup>R<sup>20</sup>)<sub>n</sub>S(O)R<sup>16</sup>, -(CR<sup>19</sup>R<sup>20</sup>)<sub>n</sub>S(O)<sub>2</sub>R<sup>16</sup>, -(CR<sup>19</sup>R<sup>20</sup>)<sub>n</sub>S(O)<sub>2</sub>NR<sup>16</sup>R<sup>17</sup>, -(CR<sup>19</sup>R<sup>20</sup>)<sub>n</sub>S(O)(OR<sup>16</sup>), -(CR<sup>19</sup>R<sup>20</sup>)<sub>n</sub>S(O)<sub>2</sub>(OR<sup>16</sup>), -(CR<sup>19</sup>R<sup>20</sup>)<sub>n</sub>SC(=Y')R<sup>16</sup>, -(CR<sup>19</sup>R<sup>20</sup>)<sub>n</sub>SC(=Y')OR<sup>16</sup>, -(CR<sup>19</sup>R<sup>20</sup>)<sub>n</sub>SC(=Y')NR<sup>16</sup>R<sup>17</sup>, and R<sup>21</sup>; and all other variables are as defined in Formula I or I-a to I-i,

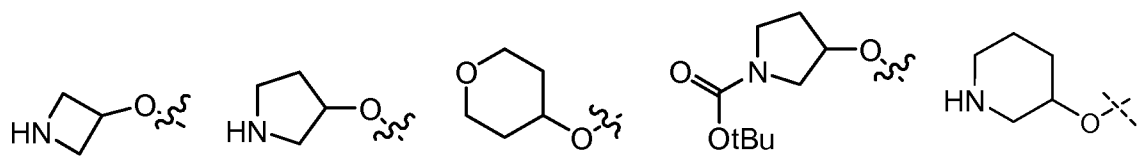
or as defined above.

[0093] In another embodiment of the present invention,  $X^1$  is



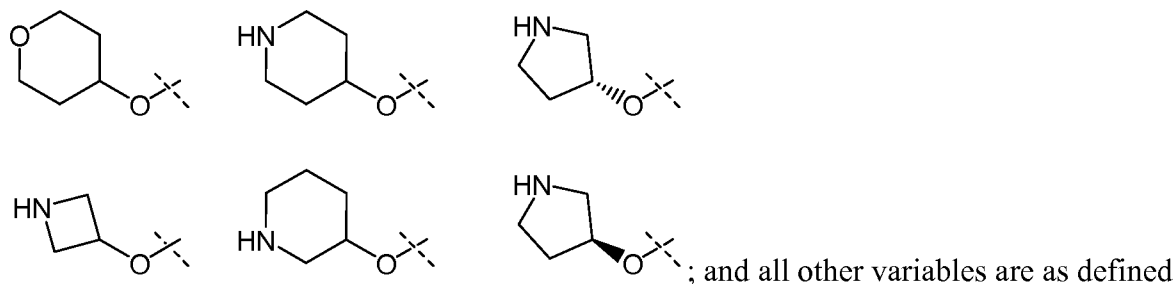
Formula I or I-a to I-i, or as defined above.

[0094] In another embodiment of the present invention,  $X^1$  is



and all other variables are as defined in Formula I or I-a to I-i, or as defined above.

[0095] In another embodiment of the present invention,  $X^1$  is



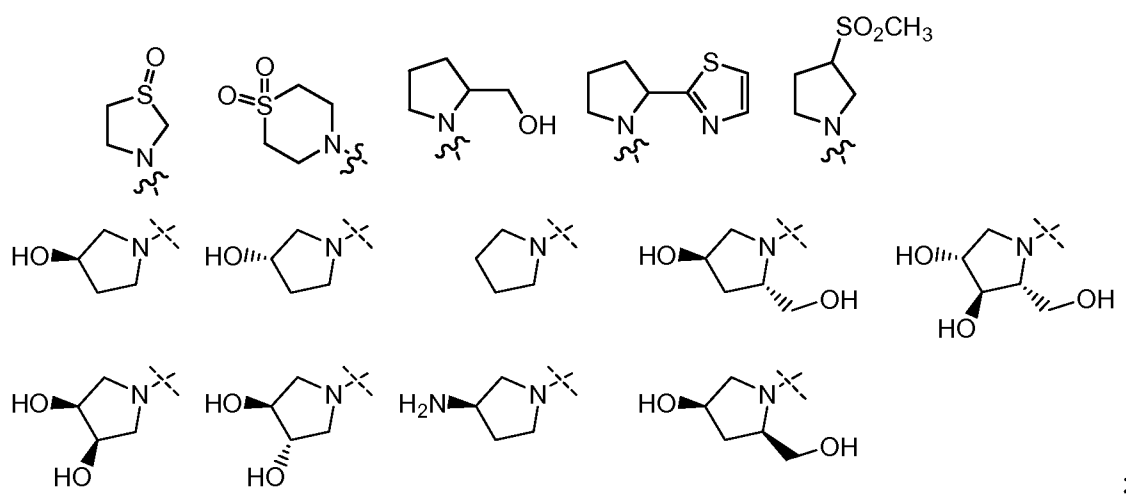
in Formula I or I-a to I-i, or as defined above.

[0096] In an embodiment of the present invention,  $X^1$  is  $R^{11}$ , and  $X^1$  and  $R^5$  are taken together with the nitrogen atom to which they are attached to form a 5-7 membered saturated or unsaturated cyclic ring having 0-2 additional heteroatoms selected from O, S and N, wherein said cyclic ring is optionally substituted with one or more groups selected from halo, CN,  $CF_3$ ,  $-OCF_3$ ,  $-NO_2$ , oxo,  $-Si(C_1-C_6 \text{ alkyl})$ ,  $-(CR^{19}R^{20})_n C(=Y')R^{16}$ ,  $-(CR^{19}R^{20})_n C(=Y')OR^{16}$ ,  $-(CR^{19}R^{20})_n C(=Y')NR^{16}R^{17}$ ,  $-(CR^{19}R^{20})_n NR^{16}R^{17}$ ,  $-(CR^{19}R^{20})_n OR^{16}$ ,  $-(CR^{19}R^{20})_n SR^{16}$ ,  $-(CR^{19}R^{20})_n NR^{16}C(=Y')R^{17}$ ,  $-(CR^{19}R^{20})_n NR^{16}C(=Y')OR^{17}$ ,  $-(CR^{19}R^{20})_n NR^{18}C(=Y')NR^{16}R^{17}$ ,  $-(CR^{19}R^{20})_n NR^{17}SO_2R^{16}$ ,  $-(CR^{19}R^{20})_n OC(=Y')R^{16}$ ,  $-(CR^{19}R^{20})_n OC(=Y')OR^{16}$ ,  $-(CR^{19}R^{20})_n OC(=Y')NR^{16}R^{17}$ ,  $-(CR^{19}R^{20})_n OS(O)_2(OR^{16})$ ,  $-(CR^{19}R^{20})_n OP(=Y')(OR^{16})(OR^{17})$ ,  $-(CR^{19}R^{20})_n OP(OR^{16})(OR^{17})$ ,  $-(CR^{19}R^{20})_n S(O)R^{16}$ ,  $-(CR^{19}R^{20})_n S(O)_2R^{16}$ ,  $-(CR^{19}R^{20})_n S(O)_2NR^{16}R^{17}$ ,  $-(CR^{19}R^{20})_n S(O)(OR^{16})$ ,  $-(CR^{19}R^{20})_n S(O)_2(OR^{16})$ ,  $-(CR^{19}R^{20})_n SC(=Y')R^{16}$ ,  $-(CR^{19}R^{20})_n SC(=Y')OR^{16}$ ,  $-(CR^{19}R^{20})_n SC(=Y')NR^{16}R^{17}$ , and  $R^{21}$ ; and all other variables are as defined in Formula I or I-a to I-i, or as defined above.

[0097] In another embodiment of the present invention,  $X^1$  is  $R^{11}$ , and  $X^1$  and  $R^5$

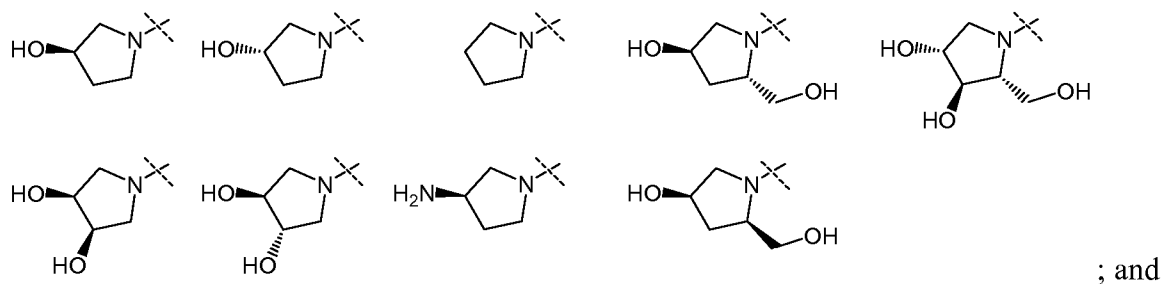
are taken together with the nitrogen atom to which they are attached to form a 5-6 membered saturated cyclic ring having 0-2 additional heteroatoms selected from O, S and N, wherein said cyclic ring is optionally substituted with one or more groups selected from halo, CN, CF<sub>3</sub>, -OCF<sub>3</sub>, -NO<sub>2</sub>, oxo, -Si(C<sub>1</sub>-C<sub>6</sub> alkyl), -(CR<sup>19</sup>R<sup>20</sup>)<sub>n</sub>C(=Y')R<sup>16</sup>, -(CR<sup>19</sup>R<sup>20</sup>)<sub>n</sub>C(=Y')OR<sup>16</sup>, -(CR<sup>19</sup>R<sup>20</sup>)<sub>n</sub>C(=Y')NR<sup>16</sup>R<sup>17</sup>, -(CR<sup>19</sup>R<sup>20</sup>)<sub>n</sub>NR<sup>16</sup>R<sup>17</sup>, -(CR<sup>19</sup>R<sup>20</sup>)<sub>n</sub>OR<sup>16</sup>, -(CR<sup>19</sup>R<sup>20</sup>)<sub>n</sub>-SR<sup>16</sup>, -(CR<sup>19</sup>R<sup>20</sup>)<sub>n</sub>NR<sup>16</sup>C(=Y')R<sup>17</sup>, -(CR<sup>19</sup>R<sup>20</sup>)<sub>n</sub>NR<sup>16</sup>C(=Y')OR<sup>17</sup>, -(CR<sup>19</sup>R<sup>20</sup>)<sub>n</sub>NR<sup>18</sup>C(=Y')NR<sup>16</sup>R<sup>17</sup>, -(CR<sup>19</sup>R<sup>20</sup>)<sub>n</sub>NR<sup>17</sup>SO<sub>2</sub>R<sup>16</sup>, -(CR<sup>19</sup>R<sup>20</sup>)<sub>n</sub>OC(=Y')R<sup>16</sup>, -(CR<sup>19</sup>R<sup>20</sup>)<sub>n</sub>OC(=Y')OR<sup>16</sup>, -(CR<sup>19</sup>R<sup>20</sup>)<sub>n</sub>OC(=Y')NR<sup>16</sup>R<sup>17</sup>, -(CR<sup>19</sup>R<sup>20</sup>)<sub>n</sub>OS(O)<sub>2</sub>(OR<sup>16</sup>), -(CR<sup>19</sup>R<sup>20</sup>)<sub>n</sub>OP(=Y')(OR<sup>16</sup>)(OR<sup>17</sup>), -(CR<sup>19</sup>R<sup>20</sup>)<sub>n</sub>OP(OR<sup>16</sup>)(OR<sup>17</sup>), -(CR<sup>19</sup>R<sup>20</sup>)<sub>n</sub>S(O)R<sup>16</sup>, -(CR<sup>19</sup>R<sup>20</sup>)<sub>n</sub>S(O)<sub>2</sub>R<sup>16</sup>, -(CR<sup>19</sup>R<sup>20</sup>)<sub>n</sub>S(O)<sub>2</sub>NR<sup>16</sup>R<sup>17</sup>, -(CR<sup>19</sup>R<sup>20</sup>)<sub>n</sub>S(O)(OR<sup>16</sup>), -(CR<sup>19</sup>R<sup>20</sup>)<sub>n</sub>S(O)<sub>2</sub>(OR<sup>16</sup>), -(CR<sup>19</sup>R<sup>20</sup>)<sub>n</sub>SC(=Y')R<sup>16</sup>, -(CR<sup>19</sup>R<sup>20</sup>)<sub>n</sub>SC(=Y')OR<sup>16</sup>, -(CR<sup>19</sup>R<sup>20</sup>)<sub>n</sub>SC(=Y')NR<sup>16</sup>R<sup>17</sup>, and R<sup>21</sup>; and all other variables are as defined in Formula I or I-a to I-i, or as defined above.

[0098] In another embodiment of the present invention, W is:



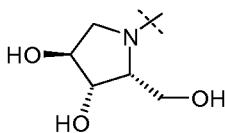
and all other variables are as defined in Formula I or I-a to I-i, or as defined above.

[0099] In another embodiment of the present invention, W is:



all other variables are as defined in Formula I or I-a to I-i, or as defined above.

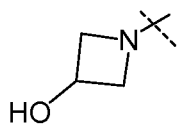
[00100] In another embodiment of the present invention, W is:



; and all other variables are as defined in Formula I or I-a to I-i, or as defined above.

**[00101]** In an embodiment of the present invention,  $X^1$  is  $R^{11}$ , and  $X^1$  and  $R^5$  are taken together with the nitrogen atom to which they are attached to form a 4-membered saturated or unsaturated cyclic ring having 0-1 additional heteroatoms selected from O, S and N, wherein said cyclic ring is optionally substituted with one or more groups selected from halo, CN,  $CF_3$ ,  $-OCF_3$ ,  $-NO_2$ , oxo,  $-Si(C_1-C_6 \text{ alkyl})$ ,  $-(CR^{19}R^{20})_nC(=Y')R^{16}$ ,  $-(CR^{19}R^{20})_nC(=Y')OR^{16}$ ,  $-(CR^{19}R^{20})_nC(=Y')NR^{16}R^{17}$ ,  $-(CR^{19}R^{20})_nNR^{16}R^{17}$ ,  $-(CR^{19}R^{20})_nOR^{16}$ ,  $-(CR^{19}R^{20})_nSR^{16}$ ,  $-(CR^{19}R^{20})_nNR^{16}C(=Y')R^{17}$ ,  $-(CR^{19}R^{20})_nNR^{16}C(=Y')OR^{17}$ ,  $-(CR^{19}R^{20})_nNR^{18}C(=Y')NR^{16}R^{17}$ ,  $-(CR^{19}R^{20})_nNR^{17}SO_2R^{16}$ ,  $-(CR^{19}R^{20})_nOC(=Y')R^{16}$ ,  $-(CR^{19}R^{20})_nOC(=Y')OR^{16}$ ,  $-(CR^{19}R^{20})_nOC(=Y')NR^{16}R^{17}$ ,  $-(CR^{19}R^{20})_nOS(O)_2(OR^{16})$ ,  $-(CR^{19}R^{20})_nOP(=Y')(OR^{16})(OR^{17})$ ,  $-(CR^{19}R^{20})_nOP(OR^{16})(OR^{17})$ ,  $-(CR^{19}R^{20})_nS(O)R^{16}$ ,  $-(CR^{19}R^{20})_nS(O)_2R^{16}$ ,  $-(CR^{19}R^{20})_nS(O)_2NR^{16}R^{17}$ ,  $-(CR^{19}R^{20})_nS(O)(OR^{16})$ ,  $-(CR^{19}R^{20})_nS(O)_2(OR^{16})$ ,  $-(CR^{19}R^{20})_nSC(=Y')R^{16}$ ,  $-(CR^{19}R^{20})_nSC(=Y')OR^{16}$ ,  $-(CR^{19}R^{20})_nSC(=Y')NR^{16}R^{17}$ , and  $R^{21}$ ; and all other variables are as defined in Formula I or I-a to I-i, or as defined above.

**[00102]** In another embodiment of the present invention, W is:



; and all other variables are as defined in Formula I or I-a to I-i, or as defined above.

**[00103]** In an embodiment of the present invention,  $X^1$  is  $-OR^{11}$ , and  $-OR^{11}$  of  $X^1$  and  $R^5$  are taken together with the nitrogen atom to which they are attached to form a 4-7 membered saturated or unsaturated cyclic ring having 0-2 additional heteroatoms selected from O, S and N, wherein said cyclic ring is optionally substituted with one or more groups selected from halo, CN,  $CF_3$ ,  $-OCF_3$ ,  $-NO_2$ , oxo,  $-Si(C_1-C_6 \text{ alkyl})$ ,  $-(CR^{19}R^{20})_nC(=Y')R^{16}$ ,  $-(CR^{19}R^{20})_nC(=Y')OR^{16}$ ,  $-(CR^{19}R^{20})_nC(=Y')NR^{16}R^{17}$ ,  $-(CR^{19}R^{20})_nNR^{16}R^{17}$ ,  $-(CR^{19}R^{20})_nOR^{16}$ ,  $-(CR^{19}R^{20})_nSR^{16}$ ,  $-(CR^{19}R^{20})_nNR^{16}C(=Y')R^{17}$ ,  $-(CR^{19}R^{20})_nNR^{16}C(=Y')OR^{17}$ ,  $-(CR^{19}R^{20})_nNR^{18}C(=Y')NR^{16}R^{17}$ ,  $-(CR^{19}R^{20})_nNR^{17}SO_2R^{16}$ ,  $-(CR^{19}R^{20})_nOC(=Y')R^{16}$ ,  $-(CR^{19}R^{20})_nOC(=Y')OR^{16}$ ,  $-(CR^{19}R^{20})_nOC(=Y')NR^{16}R^{17}$ ,  $-(CR^{19}R^{20})_nOS(O)_2(OR^{16})$ ,  $-(CR^{19}R^{20})_nOP(=Y')(OR^{16})(OR^{17})$ ,



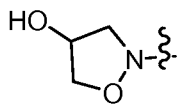
$-(\text{CR}^{19}\text{R}^{20})_n\text{OP}(\text{OR}^{16})(\text{OR}^{17})$ ,  $-(\text{CR}^{19}\text{R}^{20})_n\text{S}(\text{O})\text{R}^{16}$ ,  $-(\text{CR}^{19}\text{R}^{20})_n\text{S}(\text{O})_2\text{R}^{16}$ ,  
 $-(\text{CR}^{19}\text{R}^{20})_n\text{S}(\text{O})_2\text{NR}^{16}\text{R}^{17}$ ,  $-(\text{CR}^{19}\text{R}^{20})_n\text{S}(\text{O})(\text{OR}^{16})$ ,  $-(\text{CR}^{19}\text{R}^{20})_n\text{S}(\text{O})_2(\text{OR}^{16})$ ,  $-(\text{CR}^{19}\text{R}^{20})_n$   
 $\text{SC}(=\text{Y}')\text{R}^{16}$ ,  $-(\text{CR}^{19}\text{R}^{20})_n\text{SC}(=\text{Y}')\text{OR}^{16}$ ,  $-(\text{CR}^{19}\text{R}^{20})_n\text{SC}(=\text{Y}')\text{NR}^{16}\text{R}^{17}$ , and  $\text{R}^{21}$ ; and all  
 other variables are as defined in Formula I or I-a to I-i, or as defined above.

**[00104]** In another embodiment of the present invention,  $\text{X}^1$  is  $-\text{OR}^{11}$ , and  $-\text{OR}^{11}$  of  $\text{X}^1$  and  $\text{R}^5$  are taken together with the nitrogen atom to which they are attached to form a 5-7 membered saturated or unsaturated cyclic ring having 0-2 additional heteroatoms selected from O, S and N, wherein said cyclic ring is optionally substituted with one or more groups selected from halo, CN,  $\text{CF}_3$ ,  $-\text{OCF}_3$ ,  $-\text{NO}_2$ , oxo,  $-\text{Si}(\text{C}_1\text{-C}_6 \text{ alkyl})$ ,  
 $-(\text{CR}^{19}\text{R}^{20})_nC(=\text{Y}')\text{R}^{16}$ ,  $-(\text{CR}^{19}\text{R}^{20})_nC(=\text{Y}')\text{OR}^{16}$ ,  $-(\text{CR}^{19}\text{R}^{20})_nC(=\text{Y}')\text{NR}^{16}\text{R}^{17}$ ,  
 $-(\text{CR}^{19}\text{R}^{20})_n\text{NR}^{16}\text{R}^{17}$ ,  $-(\text{CR}^{19}\text{R}^{20})_n\text{OR}^{16}$ ,  $-(\text{CR}^{19}\text{R}^{20})_n\text{SR}^{16}$ ,  $-(\text{CR}^{19}\text{R}^{20})_n\text{NR}^{16}\text{C}(=\text{Y}')\text{R}^{17}$ ,  
 $-(\text{CR}^{19}\text{R}^{20})_n\text{NR}^{16}\text{C}(=\text{Y}')\text{OR}^{17}$ ,  $-(\text{CR}^{19}\text{R}^{20})_n\text{NR}^{18}\text{C}(=\text{Y}')\text{NR}^{16}\text{R}^{17}$ ,  
 $-(\text{CR}^{19}\text{R}^{20})_n\text{NR}^{17}\text{SO}_2\text{R}^{16}$ ,  $-(\text{CR}^{19}\text{R}^{20})_n\text{OC}(=\text{Y}')\text{R}^{16}$ ,  $-(\text{CR}^{19}\text{R}^{20})_n\text{OC}(=\text{Y}')\text{OR}^{16}$ ,  
 $-(\text{CR}^{19}\text{R}^{20})_n\text{OC}(=\text{Y}')\text{NR}^{16}\text{R}^{17}$ ,  $-(\text{CR}^{19}\text{R}^{20})_n\text{OS}(\text{O})_2(\text{OR}^{16})$ ,  
 $-(\text{CR}^{19}\text{R}^{20})_n\text{OP}(=\text{Y}')(\text{OR}^{16})(\text{OR}^{17})$ ,  $-(\text{CR}^{19}\text{R}^{20})_n\text{OP}(\text{OR}^{16})(\text{OR}^{17})$ ,  $-(\text{CR}^{19}\text{R}^{20})_n\text{S}(\text{O})\text{R}^{16}$ ,  
 $-(\text{CR}^{19}\text{R}^{20})_n\text{S}(\text{O})_2\text{R}^{16}$ ,  $-(\text{CR}^{19}\text{R}^{20})_n\text{S}(\text{O})_2\text{NR}^{16}\text{R}^{17}$ ,  $-(\text{CR}^{19}\text{R}^{20})_n\text{S}(\text{O})(\text{OR}^{16})$ ,  $-(\text{CR}^{19}\text{R}^{20})_n$   
 $\text{S}(\text{O})_2(\text{OR}^{16})$ ,  $-(\text{CR}^{19}\text{R}^{20})_n\text{SC}(=\text{Y}')\text{R}^{16}$ ,  $-(\text{CR}^{19}\text{R}^{20})_n\text{SC}(=\text{Y}')\text{OR}^{16}$ ,  $-(\text{CR}^{19}\text{R}^{20})_n$   
 $\text{SC}(=\text{Y}')\text{NR}^{16}\text{R}^{17}$ , and  $\text{R}^{21}$ ; and all other variables are as defined in Formula I or I-a to I-i,  
 or as defined above.

**[00105]** In another embodiment of the present invention,  $\text{X}^1$  is  $-\text{OR}^{11}$ , and  $-\text{OR}^{11}$  of  $\text{X}^1$  and  $\text{R}^5$  are taken together with the nitrogen atom to which they are attached to form a 5-6 membered saturated cyclic ring having 0-2 additional heteroatoms selected from O, S and N, wherein said cyclic ring is optionally substituted with one or more groups selected from halo, CN,  $\text{CF}_3$ ,  $-\text{OCF}_3$ ,  $-\text{NO}_2$ , oxo,  $-\text{Si}(\text{C}_1\text{-C}_6 \text{ alkyl})$ ,  $-(\text{CR}^{19}\text{R}^{20})_nC(=\text{Y}')\text{R}^{16}$ ,  
 $-(\text{CR}^{19}\text{R}^{20})_nC(=\text{Y}')\text{OR}^{16}$ ,  $-(\text{CR}^{19}\text{R}^{20})_nC(=\text{Y}')\text{NR}^{16}\text{R}^{17}$ ,  $-(\text{CR}^{19}\text{R}^{20})_n\text{NR}^{16}\text{R}^{17}$ ,  
 $-(\text{CR}^{19}\text{R}^{20})_n\text{OR}^{16}$ ,  $-(\text{CR}^{19}\text{R}^{20})_n\text{SR}^{16}$ ,  $-(\text{CR}^{19}\text{R}^{20})_n\text{NR}^{16}\text{C}(=\text{Y}')\text{R}^{17}$ ,  $-(\text{CR}^{19}\text{R}^{20})_n$   
 $\text{NR}^{16}\text{C}(=\text{Y}')\text{OR}^{17}$ ,  $-(\text{CR}^{19}\text{R}^{20})_n\text{NR}^{18}\text{C}(=\text{Y}')\text{NR}^{16}\text{R}^{17}$ ,  $-(\text{CR}^{19}\text{R}^{20})_n\text{NR}^{17}\text{SO}_2\text{R}^{16}$ ,  
 $-(\text{CR}^{19}\text{R}^{20})_n\text{OC}(=\text{Y}')\text{R}^{16}$ ,  $-(\text{CR}^{19}\text{R}^{20})_n\text{OC}(=\text{Y}')\text{OR}^{16}$ ,  $-(\text{CR}^{19}\text{R}^{20})_n\text{OC}(=\text{Y}')\text{NR}^{16}\text{R}^{17}$ ,  
 $-(\text{CR}^{19}\text{R}^{20})_n\text{OS}(\text{O})_2(\text{OR}^{16})$ ,  $-(\text{CR}^{19}\text{R}^{20})_n\text{OP}(=\text{Y}')(\text{OR}^{16})(\text{OR}^{17})$ ,  
 $-(\text{CR}^{19}\text{R}^{20})_n\text{OP}(\text{OR}^{16})(\text{OR}^{17})$ ,  $-(\text{CR}^{19}\text{R}^{20})_n\text{S}(\text{O})\text{R}^{16}$ ,  $-(\text{CR}^{19}\text{R}^{20})_n\text{S}(\text{O})_2\text{R}^{16}$ ,  
 $-(\text{CR}^{19}\text{R}^{20})_n\text{S}(\text{O})_2\text{NR}^{16}\text{R}^{17}$ ,  $-(\text{CR}^{19}\text{R}^{20})_n\text{S}(\text{O})(\text{OR}^{16})$ ,  $-(\text{CR}^{19}\text{R}^{20})_n\text{S}(\text{O})_2(\text{OR}^{16})$ ,  $-(\text{CR}^{19}\text{R}^{20})_n$   
 $\text{SC}(=\text{Y}')\text{R}^{16}$ ,  $-(\text{CR}^{19}\text{R}^{20})_n\text{SC}(=\text{Y}')\text{OR}^{16}$ ,  $-(\text{CR}^{19}\text{R}^{20})_n\text{SC}(=\text{Y}')\text{NR}^{16}\text{R}^{17}$ , and  $\text{R}^{21}$ ; and all

other variables are as defined in Formula I or I-a to I-i, or as defined above.

[00106] In another embodiment of the present invention, W is:



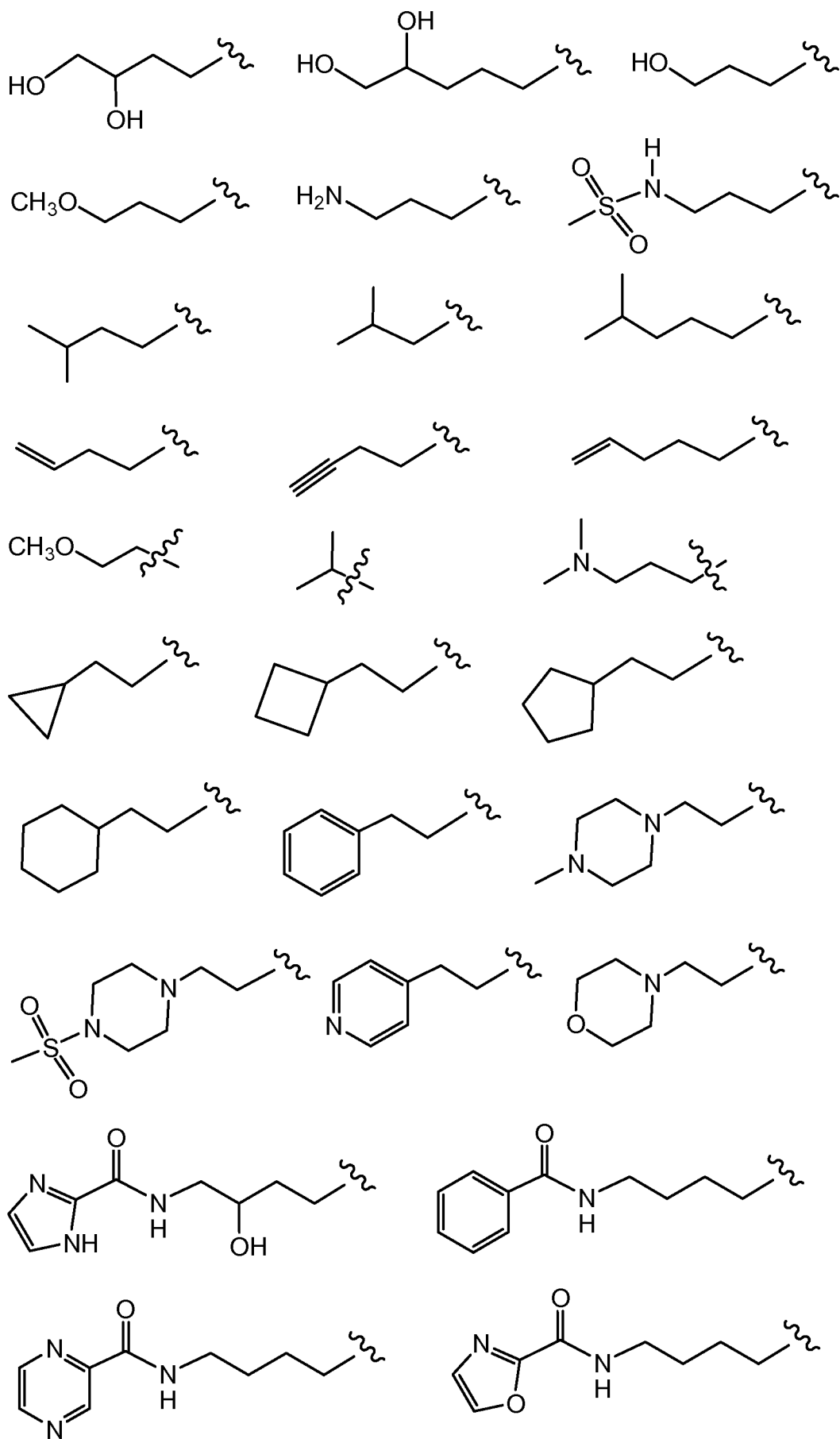
; and all other variables are as defined in Formula I or I-a to I-i, or as defined above.

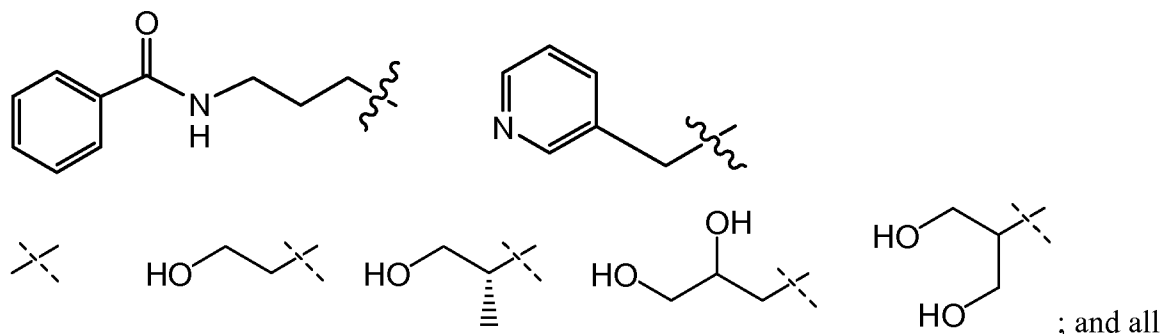
[00107] In an embodiment of the present invention,  $X^1$  is  $R^{11}$ ; and all other variables are as defined in Formula I, I-a, I-b, I-c, I-d, I-e, I-f, I-g, I-h, or I-i, or as defined above.

[00108] In another embodiment of the present invention,  $X^1$  is  $R^{11}$  wherein  $R^{11}$  is H; and all other variables are as defined in Formula I, I-a, I-b, I-c, I-d, I-e, I-f, I-g, I-h, or I-i, or as defined above.

[00109] In another embodiment of the present invention,  $X^1$  is  $R^{11}$  wherein  $R^{11}$  is  $C_1$ - $C_{12}$  alkyl (e.g.,  $C_1$ - $C_6$  alkyl) substituted with one or more groups independently selected from halo, CN,  $CF_3$ ,  $-OCF_3$ ,  $-NO_2$ , oxo,  $-Si(C_1-C_6 \text{ alkyl})$ ,  $-(CR^{19}R^{20})_n C(=Y')R^{16}$ ,  $-(CR^{19}R^{20})_n C(=Y')OR^{16}$ ,  $-(CR^{19}R^{20})_n C(=Y')NR^{16}R^{17}$ ,  $-(CR^{19}R^{20})_n NR^{16}R^{17}$ ,  $-(CR^{19}R^{20})_n OR^{16}$ ,  $-(CR^{19}R^{20})_n SR^{16}$ ,  $-(CR^{19}R^{20})_n NR^{16}C(=Y')R^{17}$ ,  $-(CR^{19}R^{20})_n NR^{16}C(=Y')OR^{17}$ ,  $-(CR^{19}R^{20})_n NR^{18}C(=Y')NR^{16}R^{17}$ ,  $-(CR^{19}R^{20})_n NR^{17}SO_2R^{16}$ ,  $-(CR^{19}R^{20})_n OC(=Y')R^{16}$ ,  $-(CR^{19}R^{20})_n OC(=Y')OR^{16}$ ,  $-(CR^{19}R^{20})_n OC(=Y')NR^{16}R^{17}$ ,  $-(CR^{19}R^{20})_n OS(O)_2(OR^{16})$ ,  $-(CR^{19}R^{20})_n OP(=Y')(OR^{16})(OR^{17})$ ,  $-(CR^{19}R^{20})_n OP(OR^{16})(OR^{17})$ ,  $-(CR^{19}R^{20})_n S(O)R^{16}$ ,  $-(CR^{19}R^{20})_n S(O)_2R^{16}$ ,  $-(CR^{19}R^{20})_n S(O)_2NR^{16}R^{17}$ ,  $-(CR^{19}R^{20})_n S(O)(OR^{16})$ ,  $-(CR^{19}R^{20})_n S(O)_2(OR^{16})$ ,  $-(CR^{19}R^{20})_n SC(=Y')R^{16}$ ,  $-(CR^{19}R^{20})_n SC(=Y')OR^{16}$ ,  $-(CR^{19}R^{20})_n SC(=Y')NR^{16}R^{17}$ , and  $R^{21}$ ; and all other variables are as defined in Formula I, I-a, I-b, I-c, I-d, I-e, I-f, I-g, I-h, or I-i, or as defined above.

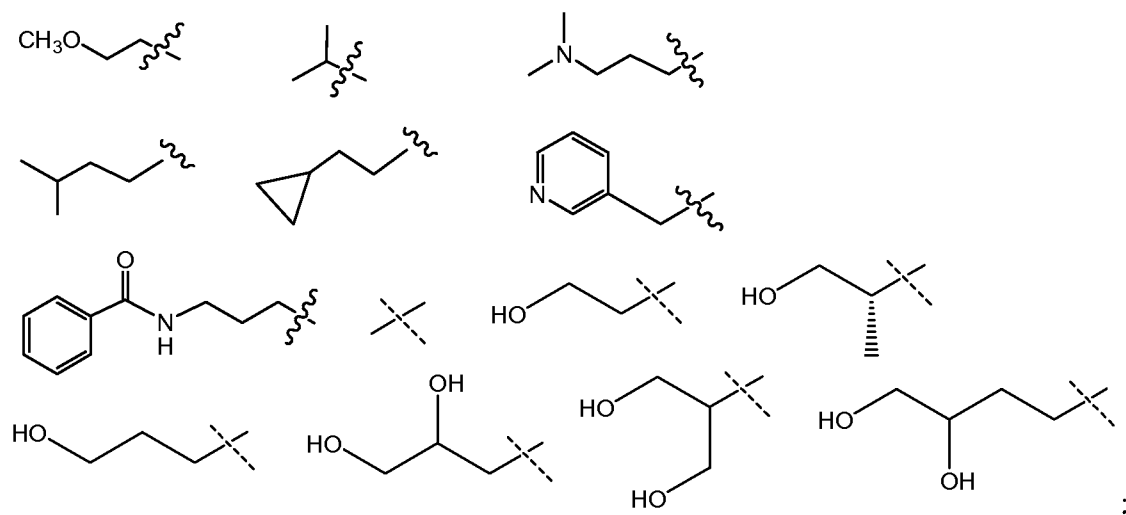
[00110] In another embodiment of the present invention,  $X^1$  is





other variables are as defined in Formula I, I-a, I-b, I-c, I-d, I-e, I-f, I-g, I-h, or I-i, or as defined above.

**[00111]** In another embodiment of the present invention,  $X^1$  is



and all other variables are as defined in Formula I, I-a, I-b, I-c, I-d, I-e, I-f, I-g, I-h, or I-i, or as defined above.

**[00112]** In another embodiment of the present invention,  $X^1$  is  $-S(O)_2R^{11}$ , and all other variables are as defined in Formula I, I-a, I-b, I-c, I-d, I-e, I-f, I-g, I-h, or I-i, or as defined above.

**[00113]** In another embodiment of the present invention,  $X^1$  is  $-S(O)_2R^{11}$  wherein  $R^{11}$  is H or methyl; and all other variables are as defined in Formula I, I-a, I-b, I-c, I-d, I-e, I-f, I-g, I-h, or I-i, or as defined above.

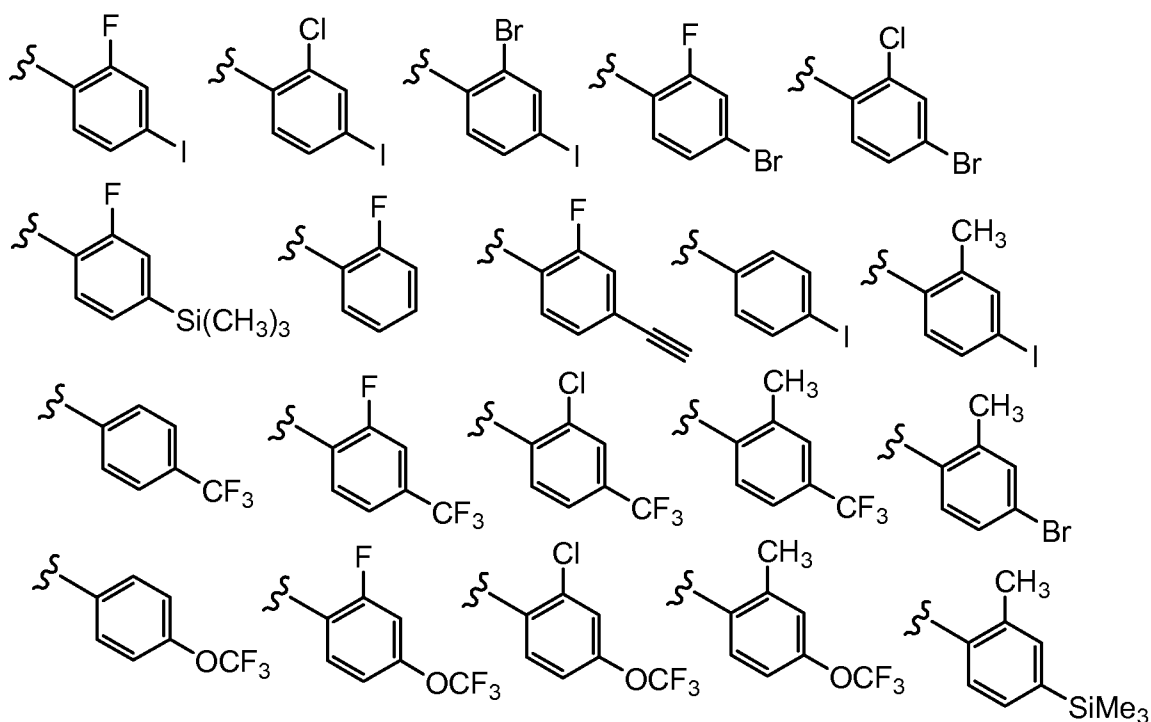
**[00114]** In an embodiment of the present invention, W is  $-OR^{11}$  (i.e., Formula III-a, III-b, III-c, III-d, III-e, III-f, III-g, III-h, or III-i) wherein  $R^{11}$  of W is H or  $C_1$ - $C_{12}$  alkyl; and all other variables are as defined above.

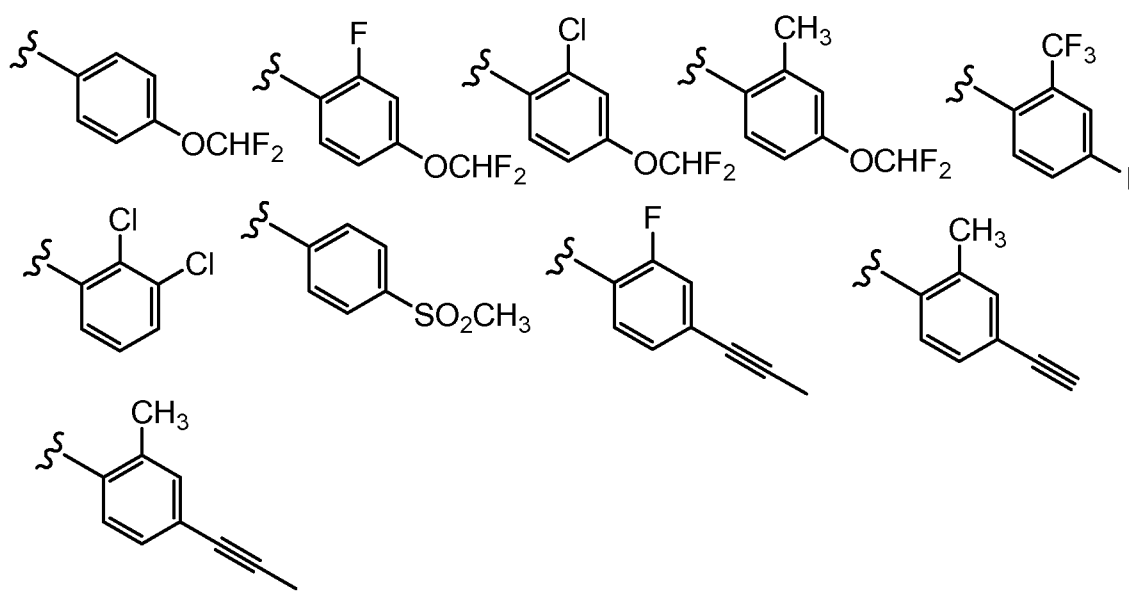
**[00115]** In another embodiment of the present invention, W is  $-OR^{11}$  (i.e., Formula III-a, III-b, III-c, III-d, III-e, III-f, III-g, III-h, or III-i) wherein  $R^{11}$  of W is H; and all other variables are as defined above.

[00116] In another embodiment of the present invention, W is  $-OR^{11}$  (i.e., Formula III-a, III-b, III-c, III-d, III-e, III-f, III-g, III-h, or III-i) wherein  $R^{11}$  of W is  $C_1-C_6$  alkyl; and all other variables are as defined above.

[00117] In an embodiment of the present invention,  $X^2$  is aryl (e.g., phenyl), wherein said aryl is optionally substituted with one or more groups independently selected from halo, CN,  $CF_3$ ,  $-OCF_3$ ,  $-NO_2$ , oxo,  $-Si(C_1-C_6 \text{ alkyl})$ ,  $-(CR^{19}R^{20})_n C(=Y')R^{16}$ ,  $-(CR^{19}R^{20})_n C(=Y')OR^{16}$ ,  $-(CR^{19}R^{20})_n C(=Y')NR^{16}R^{17}$ ,  $-(CR^{19}R^{20})_n NR^{16}R^{17}$ ,  $-(CR^{19}R^{20})_n OR^{16}$ ,  $-(CR^{19}R^{20})_n SR^{16}$ ,  $-(CR^{19}R^{20})_n NR^{16}C(=Y')R^{17}$ ,  $-(CR^{19}R^{20})_n NR^{16}C(=Y')OR^{17}$ ,  $-(CR^{19}R^{20})_n NR^{18}C(=Y')NR^{16}R^{17}$ ,  $-(CR^{19}R^{20})_n NR^{17}SO_2R^{16}$ ,  $-(CR^{19}R^{20})_n OC(=Y')R^{16}$ ,  $-(CR^{19}R^{20})_n OC(=Y')OR^{16}$ ,  $-(CR^{19}R^{20})_n OC(=Y')NR^{16}R^{17}$ ,  $-(CR^{19}R^{20})_n OS(O)_2(OR^{16})$ ,  $-(CR^{19}R^{20})_n OP(=Y')(OR^{16})(OR^{17})$ ,  $-(CR^{19}R^{20})_n OP(OR^{16})(OR^{17})$ ,  $-(CR^{19}R^{20})_n S(O)R^{16}$ ,  $-(CR^{19}R^{20})_n S(O)_2R^{16}$ ,  $-(CR^{19}R^{20})_n S(O)_2NR^{16}R^{17}$ ,  $-(CR^{19}R^{20})_n S(O)(OR^{16})$ ,  $-(CR^{19}R^{20})_n S(O)_2(OR^{16})$ ,  $-(CR^{19}R^{20})_n SC(=Y')R^{16}$ ,  $-(CR^{19}R^{20})_n SC(=Y')OR^{16}$ ,  $-(CR^{19}R^{20})_n SC(=Y')NR^{16}R^{17}$ , and  $R^{21}$ ; and all other variables are as defined in Formula I, I-a to I-i, II-a to II-i, or III-a to III-i, or as defined above.

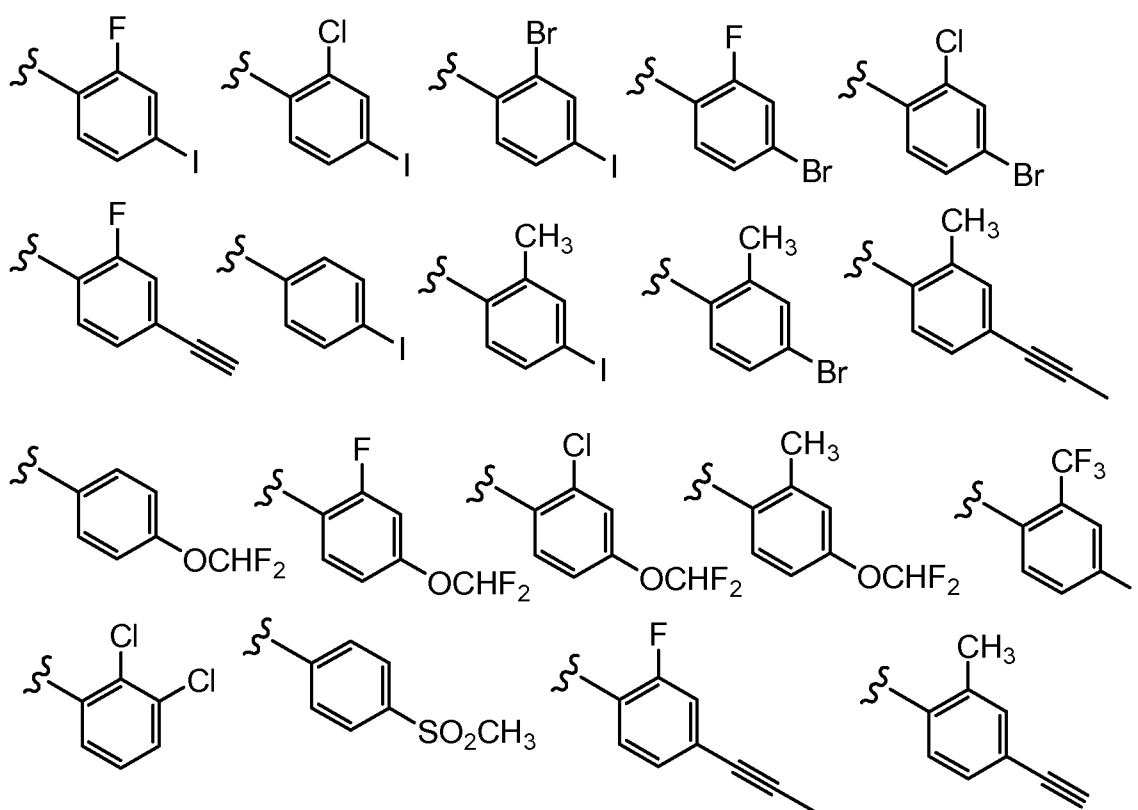
[00118] In another embodiment of the present invention,  $X^2$  is





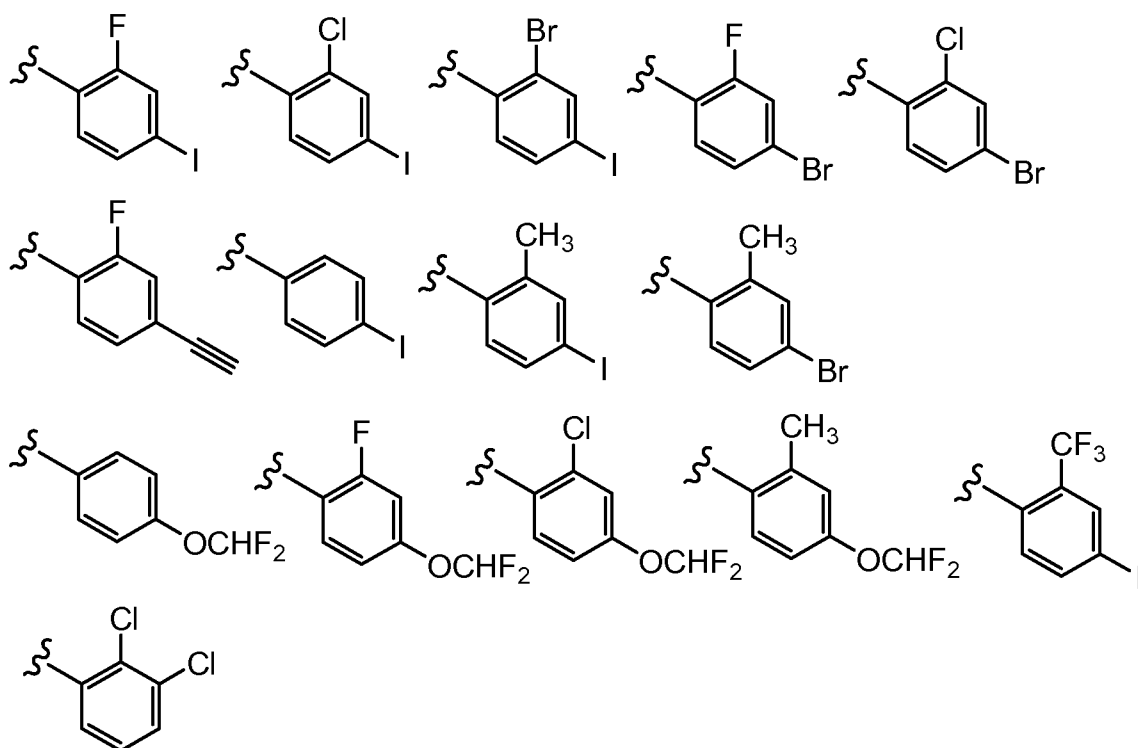
and all other variables are as defined in Formula I, I-a to I-i, II-a to II-i, or III-a to III-i, or as defined above.

[00119] In another embodiment of the present invention,  $X^2$  is



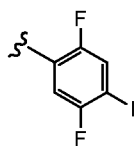
and all other variables are as defined in Formula I, I-a to I-i, II-a to II-i, or III-a to III-i, or as defined above.

[00120] In another embodiment of the present invention,  $X^2$  is



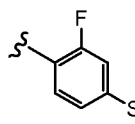
and all other variables are as defined in Formula I, I-a to I-i, II-a to II-i, or III-a to III-i, or as defined above.

[00121] In another embodiment of the present invention,  $X^2$  is



; and all other variables are as defined in Formula I, I-a to I-i, II-a to II-i, or III-a to III-i, or as defined above.

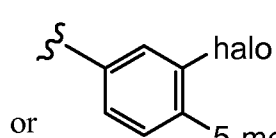
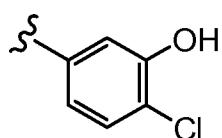
[00122] In another embodiment of the present invention,  $X^2$  is



; and all other variables are as defined in Formula I, I-a to I-i, II-a to II-i, or III-a to III-i, or as defined above.

[00123] In another embodiment of the present invention,  $X^2$  is  $C_6-C_{10}$  aryl substituted with  $C_1-C_4$  alkyl; and all other variables are as defined in Formula I, I-a to I-i, II-a to II-i, or III-a to III-i, or as defined above.

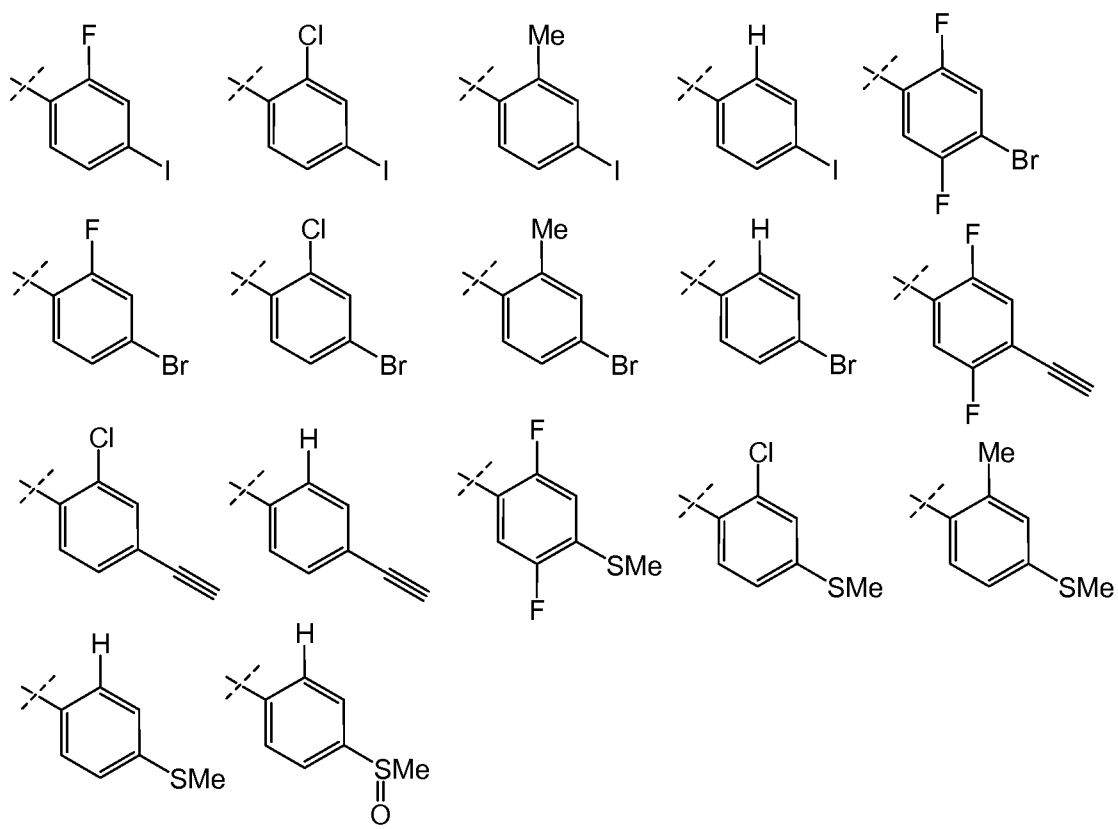
[00124] In another embodiment of the present invention,  $X^2$  is



or

5-membered heterocyclyl; and all other variables are as defined in Formula I, I-a to I-i, II-a to II-i, or III-a to III-i, or as defined above.

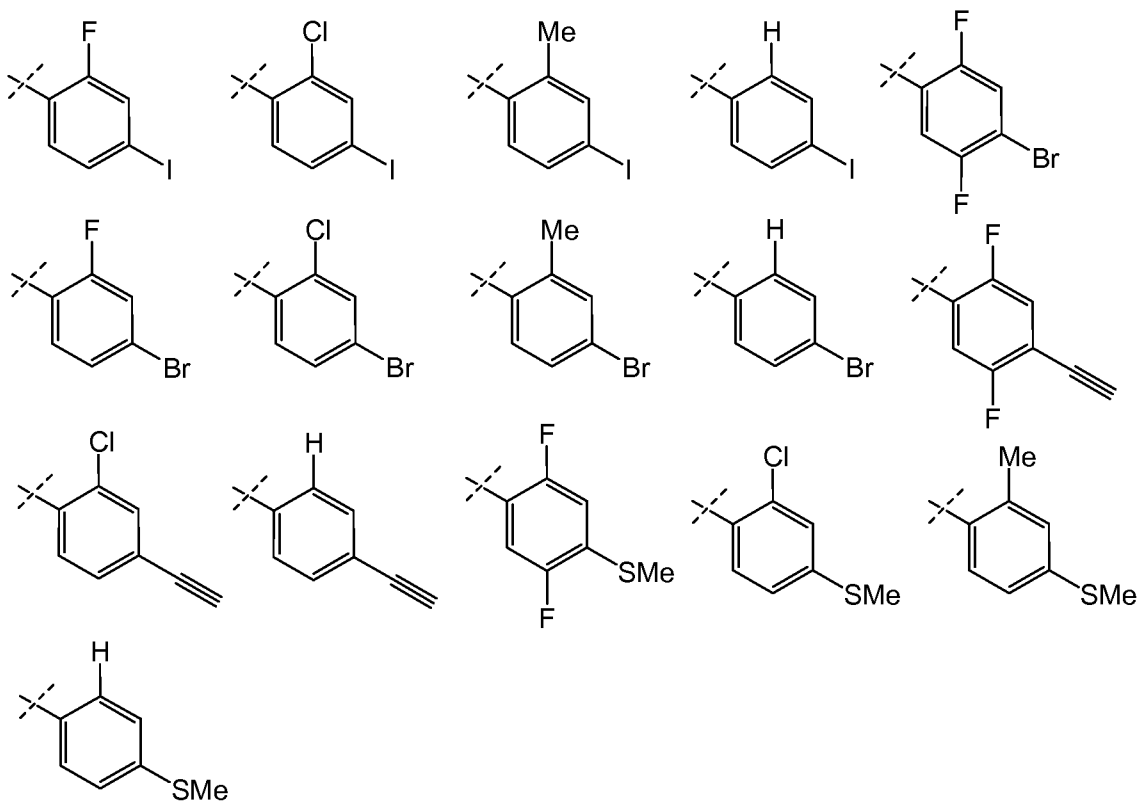
[00125] In another embodiment of the present invention,  $X^2$  is



and all other variables are as defined in Formula I, I-a to I-i, II-a to II-i, or III-a to III-i, or as defined above

[00126] In another embodiment of the present invention,  $X^2$  is





;

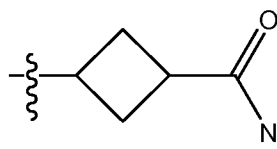
and all other variables are as defined in Formula I, I-a to I-i, II-a to II-i, or III-a to III-i, or as defined above.

**[00127]** In another embodiment of the present invention,  $X^2$  is carbocyclyl (e.g.,  $C_4$ - $C_6$  carbocyclyl) or heterocyclyl (e.g., 4- to 6-membered heterocyclyl), wherein said carbocyclyl or heterocyclyl is optionally substituted with one or more groups independently selected from halo, CN,  $CF_3$ ,  $-OCF_3$ ,  $-NO_2$ , oxo,  $-Si(C_1-C_6 \text{ alkyl})$ ,  $-(CR^{19}R^{20})_n C(=Y')R^{16}$ ,  $-(CR^{19}R^{20})_n C(=Y')OR^{16}$ ,  $-(CR^{19}R^{20})_n C(=Y')NR^{16}R^{17}$ ,  $-(CR^{19}R^{20})_n NR^{16}R^{17}$ ,  $-(CR^{19}R^{20})_n OR^{16}$ ,  $-(CR^{19}R^{20})_n SR^{16}$ ,  $-(CR^{19}R^{20})_n NR^{16}C(=Y')R^{17}$ ,  $-(CR^{19}R^{20})_n NR^{16}C(=Y')OR^{17}$ ,  $-(CR^{19}R^{20})_n NR^{18}C(=Y')NR^{16}R^{17}$ ,  $-(CR^{19}R^{20})_n NR^{17}SO_2R^{16}$ ,  $-(CR^{19}R^{20})_n OC(=Y')R^{16}$ ,  $-(CR^{19}R^{20})_n OC(=Y')OR^{16}$ ,  $-(CR^{19}R^{20})_n OC(=Y')NR^{16}R^{17}$ ,  $-(CR^{19}R^{20})_n OS(O)_2(OR^{16})$ ,  $-(CR^{19}R^{20})_n OP(=Y')(OR^{16})(OR^{17})$ ,  $-(CR^{19}R^{20})_n OP(OR^{16})(OR^{17})$ ,  $-(CR^{19}R^{20})_n S(O)R^{16}$ ,  $-(CR^{19}R^{20})_n S(O)_2R^{16}$ ,  $-(CR^{19}R^{20})_n S(O)_2NR^{16}R^{17}$ ,  $-(CR^{19}R^{20})_n S(O)(OR^{16})$ ,  $-(CR^{19}R^{20})_n S(O)_2(OR^{16})$ ,  $-(CR^{19}R^{20})_n SC(=Y')R^{16}$ ,  $-(CR^{19}R^{20})_n SC(=Y')OR^{16}$ ,  $-(CR^{19}R^{20})_n SC(=Y')NR^{16}R^{17}$ , and  $R^{21}$ ; and all other variables are as defined in Formula I, I-a to I-i, II-a to II-i, or III-a to III-i, or as defined above.

**[00128]** In another embodiment of the present invention,  $X^2$  is  $C_4$ - $C_6$  carbocyclyl wherein said carbocyclyl is substituted with  $-C(=Y')R^{16}$ ; and all other variables are as

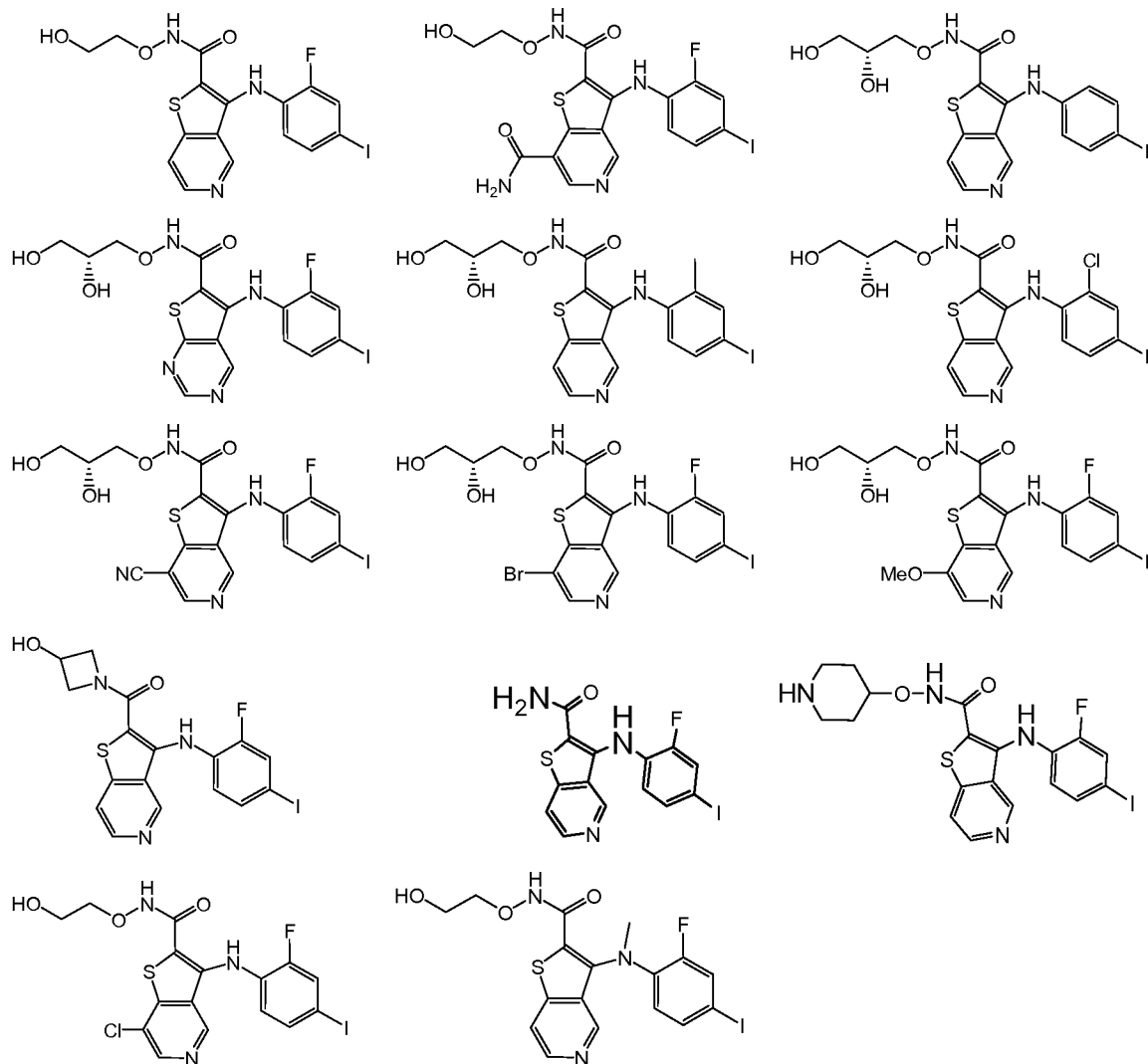
defined in Formula I, I-a to I-i, II-a to II-i, or III-a to III-i, or as defined above.

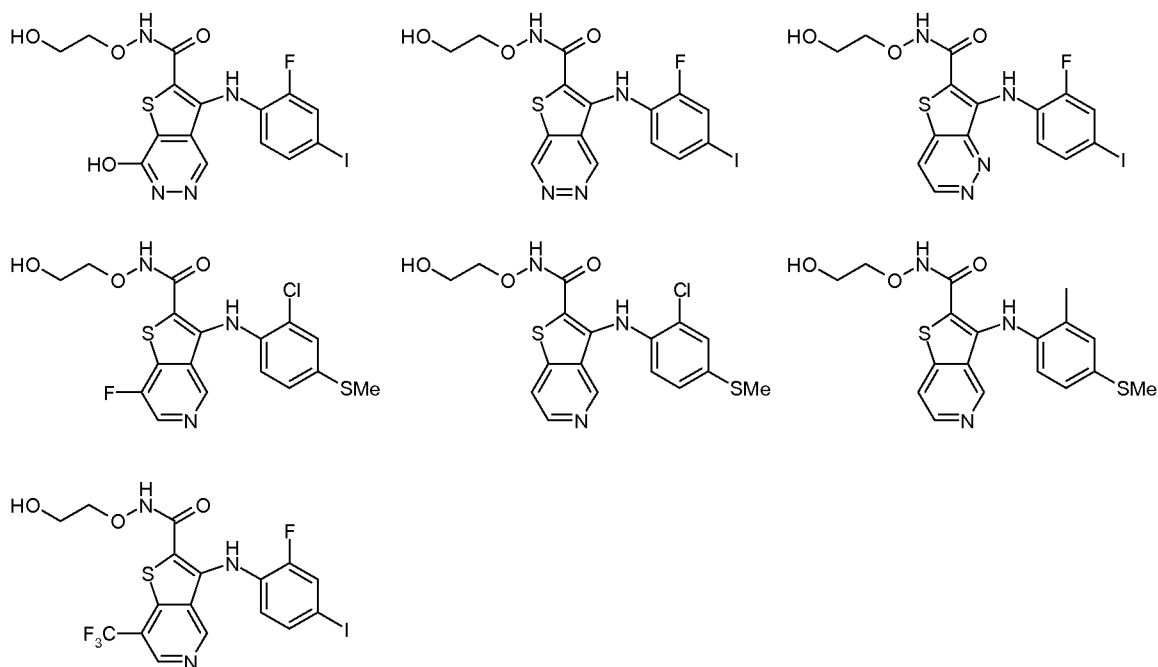
[00129] In another embodiment of the present invention,  $X^2$  is



and all other variables are as defined in Formula I, I-a to I-i, II-a to II-i, or III-a to III-i, or as defined above.

[00130] Another embodiment of the present invention includes compounds described in EXAMPLES 5-12 and compounds below:

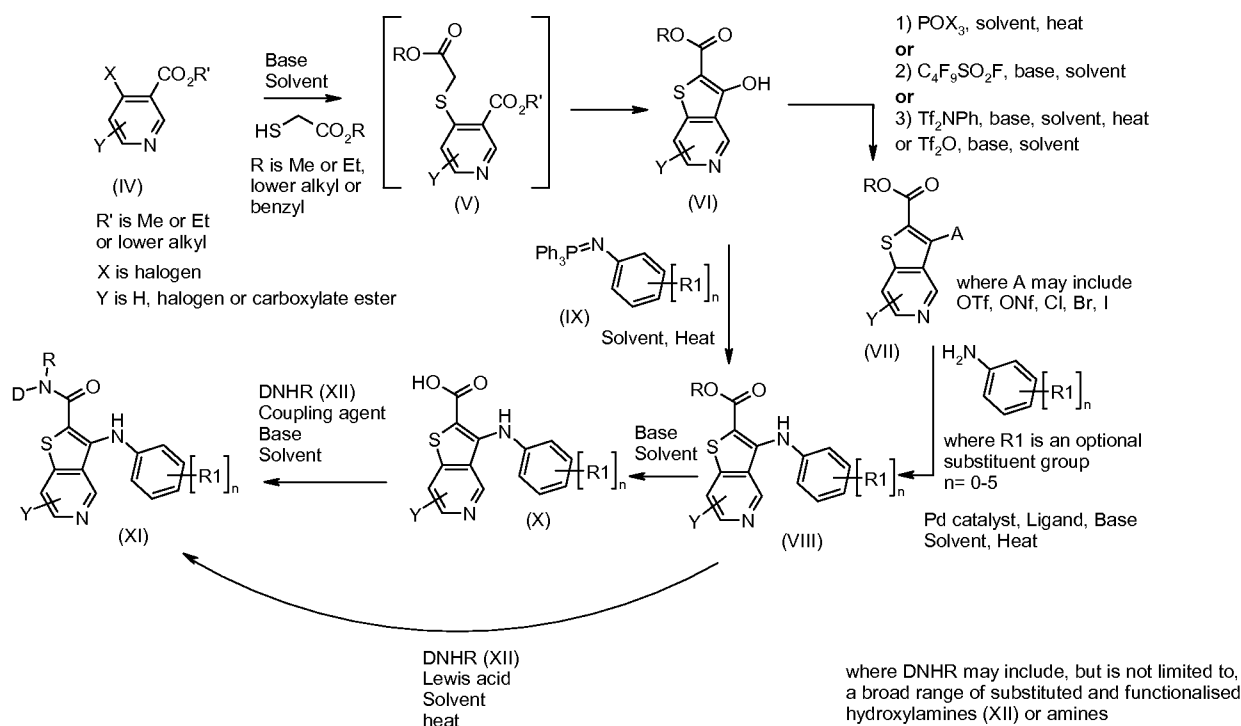




**[00131]** The present compounds are prepared according to the procedures described below in the schemes and examples or by methods known in the art. The starting materials and various intermediates may be obtained from commercial sources, prepared from commercially available compounds, or prepared using well known synthetic methods (for example, those described in WO02/06213, WO 03/077855 and WO03/077914).

**[00132]** For example, 5-azabenzothiophenes of Formula (I-b), (II-b) or (III-b) may be prepared using the synthetic routes outlined in Schemes 1, 2 and 3.

#### Scheme 1



**[00133]** Compounds of formula (IV) may be prepared using published methods described in the literature. They may be reacted with methyl thioglycolate or ethyl thioglycolate in the presence of a base, such as sodium hydride, in a suitable solvent, such as *N,N*-dimethylformamide or 1,2-dimethoxyethane, at a temperature of from -50°C to room temperature, to obtain compounds of formula (VI).

**[00134]** Compounds of formula (VI) may be converted to compounds of formula (VII) by reaction with a halogenating agent such as phosphorus oxybromide, neat or in a suitable solvent such as toluene, at a temperature of from room temperature to 140°C. Alternatively, compounds of formula (VI) may be reacted with nonafluorobutane sulphonyl fluoride in the presence of a base such as diisopropylethylamine and a catalyst such as *N,N*-dimethyl-4-aminopyridine, in a solvent such as dichloromethane at room temperature, with *N*-phenyltrifluoromethanesulfonylimide in the presence of a base such as diisopropylethylamine, in a suitable solvent such as 1,2-dimethoxyethane at a temperature from room temperature to the reflux temperature of the solvent. In addition, compounds of formula (VI) may be treated with trifluoromethanesulphonic acid anhydride in the presence of a base such as pyridine in a solvent such as dichloromethane at a temperature of from -20°C to ambient temperature.

**[00135]** Compounds of formula (VIII) may be obtained from compounds of formula (VII) by reaction with an aniline (incorporating appropriate substituents R<sub>1</sub>), in the

presence of a catalyst such as tris(dibenzylideneacetone)dipalladium (0) or palladium acetate, a base such as potassium phosphate, sodium tert-butoxide, 1,8-diazabicyclo[5.4.1]undec-7-ene or cesium carbonate, a ligand such as 9,9'-dimethyl-4,5-bis(diphenylphosphino)xanthene, 2,2'-bis(diphenylphosphino)-1,1'-binaphthyl, 2-dicyclohexylphosphino-2'-(*N,N*-dimethylamino)biphenyl, 2-dicyclohexylphosphino-2',6'-(dimethoxy)biphenyl or tri-butyl-phosphine in a suitable solvent such as toluene, 1,2-dimethoxyethane, tetrahydrofuran or dioxane, at a temperature of from room temperature to the reflux temperature of the solvent, or under microwave irradiation at a temperature of from 70°C to 150°C.

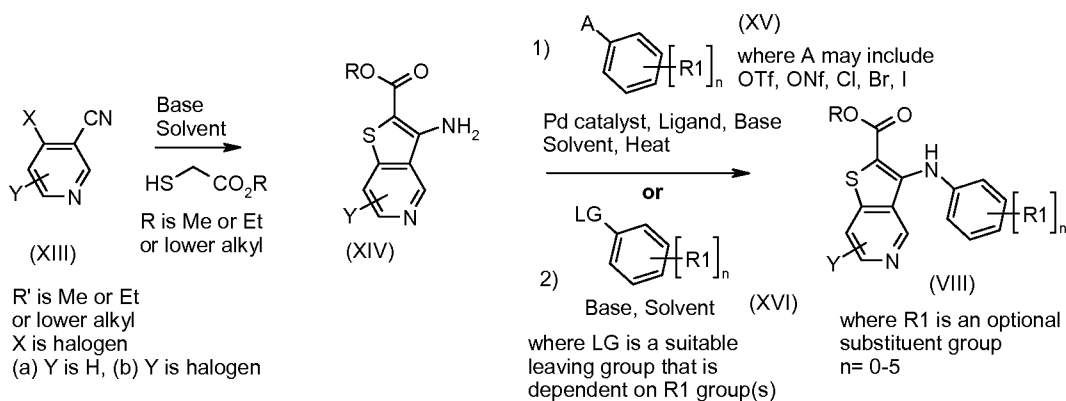
**[00136]** Alternatively compounds of formula (VIII) can be obtained from compounds of formula (VI) by reaction with compounds of formula (IX) (prepared using published methods described in the literature), in a suitable solvent such as toluene or 1,2-dimethoxyethane, at a temperature of from room temperature to the reflux temperature of the solvent, or under microwave irradiation at a temperature of from 100°C to 180°C.

**[00137]** Compounds of formula (X) can be obtained from compounds of formula (VIII) by reaction with a base such as sodium hydroxide in a protic solvent such as ethanol or methanol, at a temperature of from room temperature up to reflux temperature.

**[00138]** Compounds of formula (X) can be reacted with a functionalised hydroxylamine of formula (XII) (commercially available or prepared according to Scheme 6) or an amine, and a suitable coupling agent, such as *O*-(7-aza-benzo-triazol-1-yl)-*N,N,N',N'*-tetra-methyluronium hexafluoro-phosphate, *N*-(3-dimethylaminopropyl)-*N'*-ethylcarbodiimide hydrochloride or *N,N'*-dicyclohexylcarbodiimide in the presence of *N*-hydroxy-1,2,3-benzotriazole, in the presence of a suitable base such as diisopropylethylamine or triethylamine in an inert solvent, such as tetrahydrofuran, *N,N*-dimethylformamide, or dichloromethane at a temperature of about room temperature, to obtain the compounds of formula (XI). Alternatively, compounds of formula (XI) can be obtained directly from compounds of formula (VIII) by reaction with an amine or hydroxylamine DNHR in the presence of a Lewis acid such as trimethyl aluminium in a solvent such as DCM, at a temperature of from room temperature up to reflux temperature.

**[00139]** Alternatively, compounds of formula (VIII) can be prepared from compounds of formula (XIII), according to Scheme 2.

Scheme 2

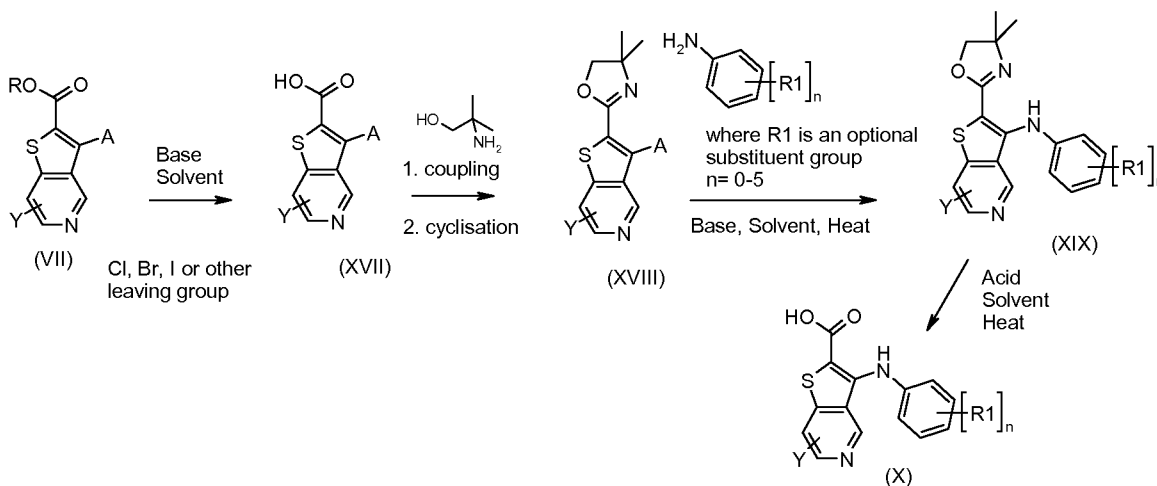


**[00140]** Compounds of formula (XIII) may be prepared using published methods described in the literature. Compounds of general formula (XIV) can be prepared from compounds of formula (XIII) using methods described above for the preparation of compounds of formula (VI) from compounds of formula (IV).

**[00141]** Compounds of formula (VIII) may be obtained from compounds of formula (XIV) by reaction with compounds of formula (XV) (incorporating appropriate substituents R1), using methods described above for the preparation of compounds of formula (VIII) from compounds of formula (VI). Alternatively, compounds of formula (VIII) may be obtained from compounds of formula (XIV) by reaction with compounds of formula (XVI) (incorporating appropriate substituents R1), in the presence of a base such as sodium hydride or lithium hexamethyldisilazane, in a suitable solvent such as tetrahydrofuran or *N,N*-dimethylformamide, at a temperature of from room temperature to 150°C.

**[00142]** Alternatively, compounds of formula (X) can also be prepared from compounds of formula (VII) according to Scheme 3.

Scheme 3



**[00143]** Compounds of formula (VII) can be converted to compounds of formula

(XVII) using methods described above for the preparation of compounds of formula (X) from compounds of formula (VIII). Compounds of formula (XVII) can be coupled to amines such as 2-amino-2-methyl-1-propanol using methods described above for the preparation of compounds of formula (XI) from compounds of formula (X), followed by reaction with an agent such as thionyl chloride or phosphorus oxychloride, neat or in a suitable solvent such as dichloromethane, chloroform or diethyl ether, at a temperature of from room temperature to reflux of the solvent, to afford compounds of formula (XVIII).

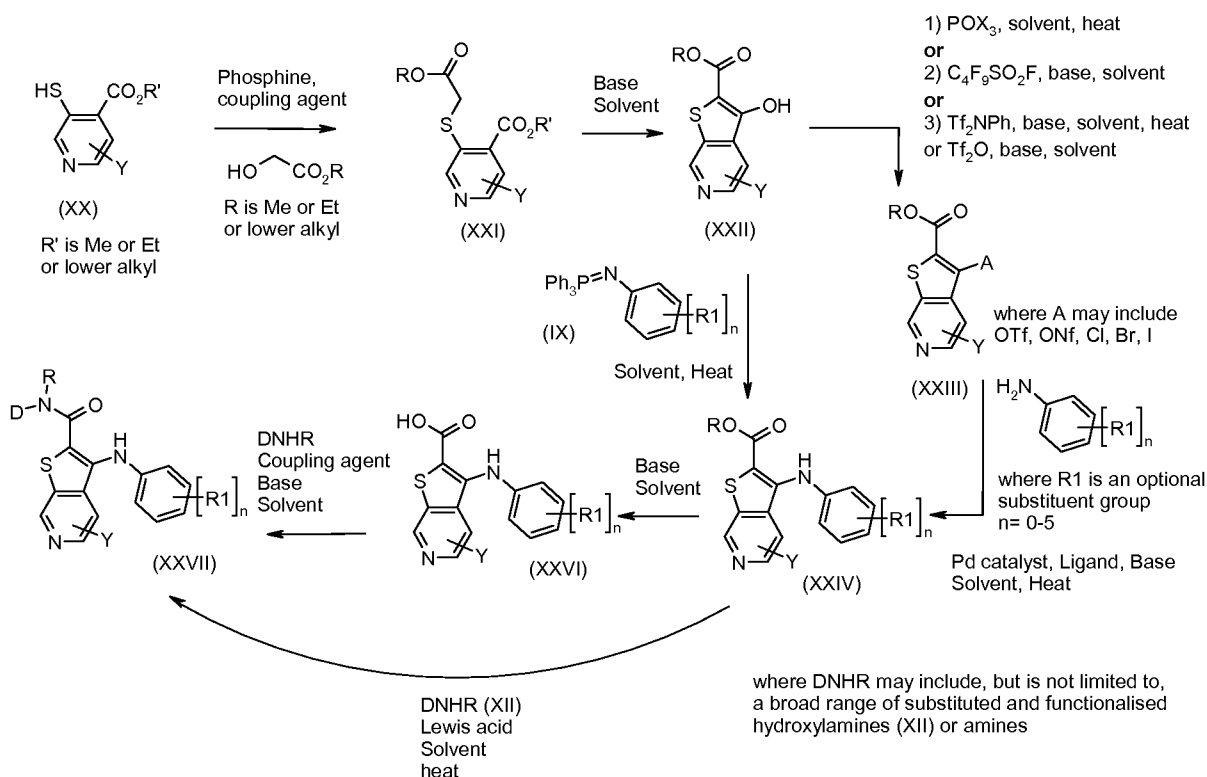
**[00144]** Compounds of formula (XIX) may be obtained from compounds of formula (XVIII) by reaction with an aniline (incorporating appropriate substituents R1), in the presence of a catalyst such as tris(dibenzylideneacetone)dipalladium (0) or palladium acetate, a base such as potassium phosphate, sodium tert-butoxide, 1,8-diazabicyclo[5.4.1]undec-7-ene or cesium carbonate, a ligand such as 9,9'-dimethyl-4,5-bis(diphenylphosphino)xanthene, 2,2'-bis(diphenylphosphino)-1,1'-binaphthyl, 2-dicyclohexylphosphino-2'-(*N,N*-dimethylamino)biphenyl, 2-dicyclohexylphosphino-2',6'-(dimethoxy)biphenyl or tri-butyl-phosphine in a suitable solvent such as toluene, 1,2-dimethoxyethane, tetrahydrofuran or dioxane, at a temperature of from room temperature to the reflux temperature of the solvent, or under microwave irradiation at a temperature of from 70°C to 150°C.

**[00145]** Alternatively, compounds of formula (XIX) may be obtained from compounds of formula (XVIII) by reaction with compounds of anilines (incorporating appropriate substituents R1), in the presence of a base such as sodium hydride or lithium hexamethyldisilazane, in a suitable solvent such as tetrahydrofuran or *N,N*-dimethylformamide, at a temperature of from room temperature to 150°C.

Compounds of formula (X) may be obtained from compounds of formula (XIX) by reaction with an acid such as hydrogen chloride, or acetic acid in a suitable solvent such as water, at a temperature of from room temperature to reflux of the solvent.

**[00146]** 6-Azabenzothiophenes of Formula I-c, II-c or III-c may be prepared using the synthetic routes outlined in Scheme 4.

#### Scheme 4



[00147] Compounds of formula (XX) may be prepared using published methods described in the literature. They may be reacted with methyl glycolate or ethyl glycolate in the presence of a phosphine such as triphenyl phosphine, an alkyl-azodicarboxylate such as diethyl azodicarboxylate or diisopropyl azodicarboxylate, in an aprotic solvent, such as tetrahydrofuran or diethyl ether, at a temperature of from room temperature to reflux of the solvent, to obtain compounds of formula (XXI).

[00148] Compounds of formula (XXI) may be reacted in the presence of a base, such as sodium hydride, in a suitable solvent, such as *N,N*-dimethylformamide or 1,2-dimethoxyethane, at a temperature of from -50°C to room temperature, to obtain compounds of formula (XXII).

[00149] Compounds of formula (XXII) may be converted to compounds of formula (XXIII) by reaction with a halogenating agent such as phosphorus oxybromide, neat or in a suitable solvent such as toluene, at a temperature of from room temperature to 140°C. Alternatively, compounds of formula (XXII) may be reacted with nonafluorobutane sulphonyl fluoride in the presence of a base such as diisopropylethylamine and a catalyst such as *N,N*-dimethyl-4-aminopyridine, in a solvent such as dichloromethane at room temperature, with *N*-phenyltrifluoromethanesulfonimide in the presence of a base such as diisopropylethylamine, in a suitable solvent such as 1,2-dimethoxyethane at a temperature from room temperature to the reflux temperature of the solvent. In addition compounds of



formula (VI) may be treated with trifluoromethanesulphonic acid anhydride in the presence of a base such as pyridine in a solvent such as dichloromethane at a temperature of from -20°C to ambient temperature.

**[00150]** Compounds of formula (XXIV) may be obtained from compounds of formula (XXIII) by reaction with an aniline (incorporating appropriate substituents R1), in the presence of a catalyst such as tris(dibenzylideneacetone)dipalladium (0) or palladium acetate, a base such as potassium phosphate, sodium tert-butoxide, 1,8-diazabicyclo[5.4.1]undec-7-ene or cesium carbonate, a ligand such as 9,9'-dimethyl-4,5-bis(diphenylphosphino)xanthene, 2,2'-bis(diphenylphosphino)-1,1'-binaphthyl, 2-dicyclohexylphosphino-2'-(*N,N*-dimethylamino)biphenyl, 2-dicyclohexylphosphino-2',6'-(dimethoxy)biphenyl or tri-butyl-phosphine in a suitable solvent such as toluene, 1,2-dimethoxyethane, tetrahydrofuran or dioxane, at a temperature from room temperature to the reflux temperature of the solvent, or under microwave irradiation at a temperature of from 70°C to 150°C.

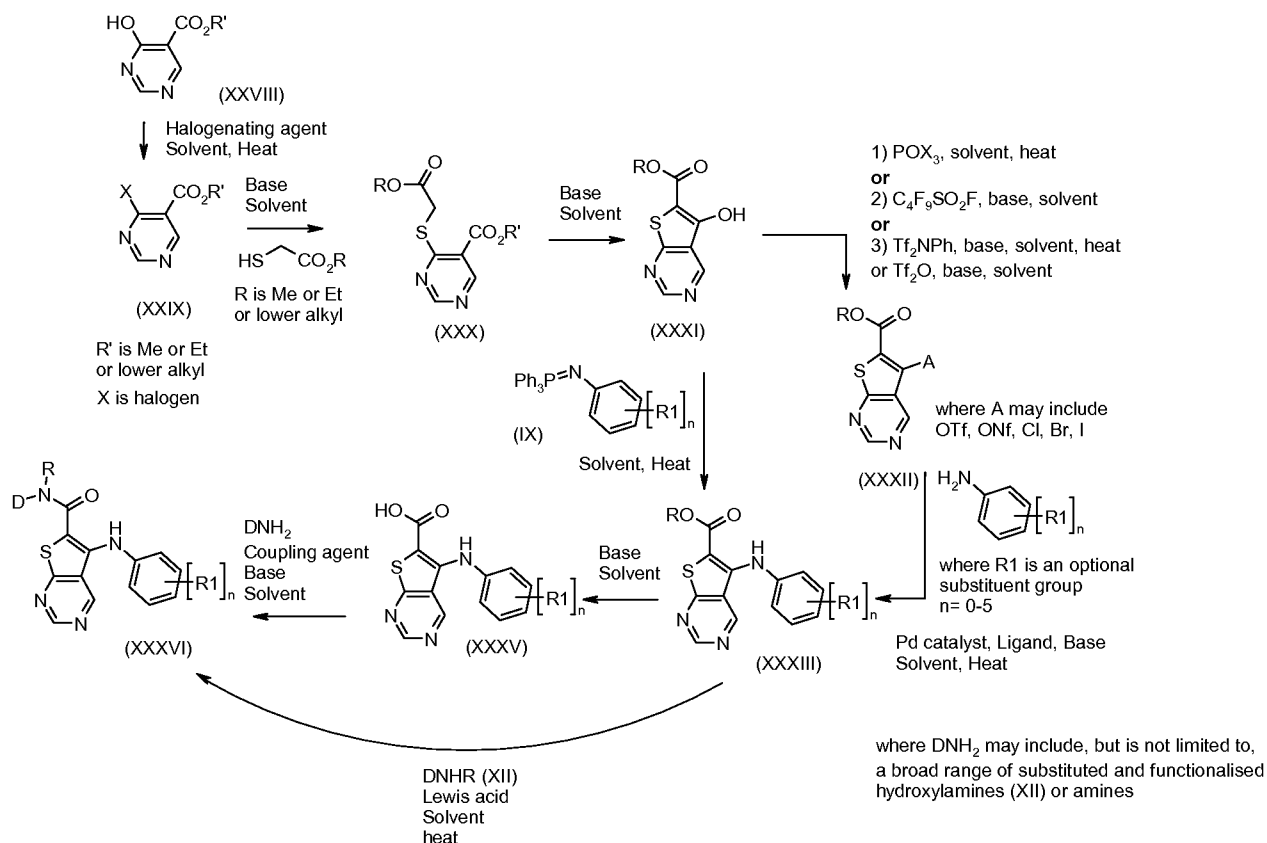
**[00151]** Alternatively compounds of formula (XXIV) can be obtained from compounds of formula (XXII) by reaction with compounds of formula (IX) (prepared using published methods described in the literature), in a suitable solvent such as toluene or 1,2-dimethoxyethane, at a temperature from room temperature to the reflux temperature of the solvent, or under microwave irradiation at a temperature of from 100°C to 180°C.

**[00152]** Compounds of formula (XXVI) can be obtained from compounds of formula (XXIV) by reaction with a base such as sodium hydroxide in a protic solvent such as ethanol or methanol, at a temperature from room temperature up to reflux temperature.

**[00153]** Compounds of formula (XXVI) can be reacted with a functionalised hydroxylamine of formula (XII) (commercially available or prepared according to Scheme 6) or an amine, and a suitable coupling agent, such as *O*-(7-aza-benzo-triazol-1-yl)-*N,N,N',N'*-tetra-methyluronium hexafluoro-phosphate, *N*-(3-dimethylaminopropyl)-*N'*-ethylcarbodiimide hydrochloride or *N,N'*-dicyclohexylcarbodiimide in the presence of *N*-hydroxy-1,2,3-benzotriazole, in the presence of a suitable base such as diisopropylethylamine or triethylamine in an inert solvent, such as tetrahydrofuran, *N,N*-dimethylformamide, or dichloromethane at a temperature of about room temperature, to obtain the compounds of formula (XXVII). Alternatively, compounds of formula (XXVI) can be obtained directly from compounds of formula (XXIV) by reaction with an amine or hydroxylamine DNHR in the presence of a Lewis acid such as trimethyl aluminium, in a solvent such as DCM, at a temperature of from room temperature up to reflux temperature.

**[00154]** Thieno[2,3-d]pyrimidines of Formula I-f, II-f or III-f may be prepared using the synthetic routes outlined in Scheme 5.

Scheme 5

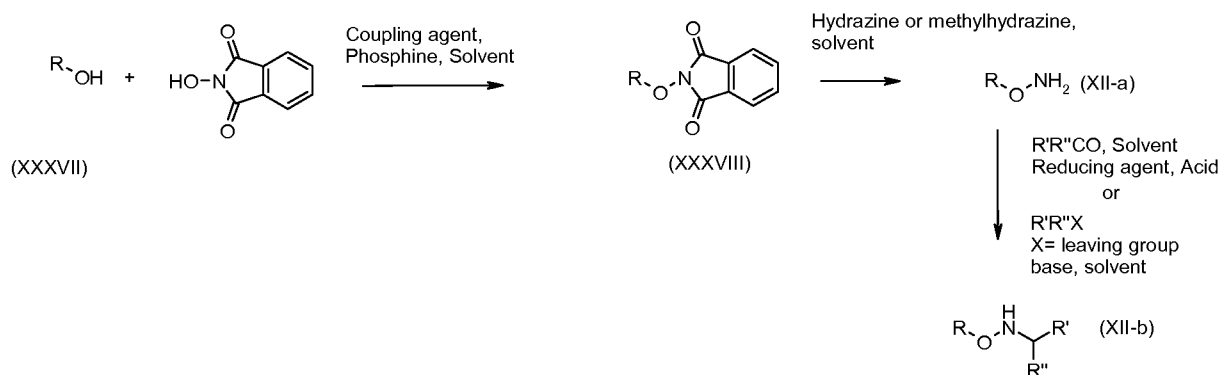


**[00155]** Compounds of formula (XXVIII) may be prepared according to methods described in the literature. They may reacted with a halogenating agent such as phosphorus oxychloride, neat or in a suitable solvent such as toluene, at a temperature from room temperature to reflux, to provide compounds of formula (XXIX).

**[00156]** Compounds of formula (XXXVI) may be obtained from compounds of formula (XXIX) using similar methods to the ones described for the preparation of compounds of formula (XI) from compounds of formula (IV), as shown in Scheme 5.

**[00157]** Hydroxylamines of formula (XII) may be prepared using methods described in the literature or the synthetic route outlined in Scheme 6.

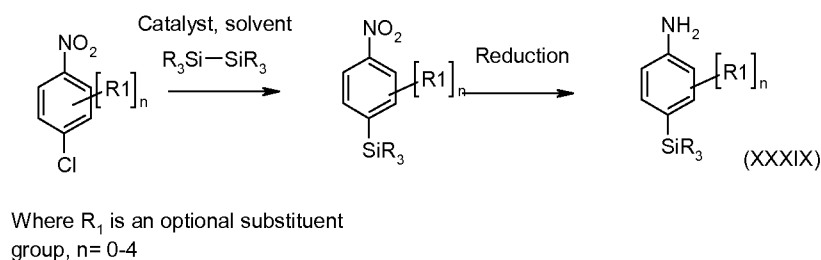
### Scheme 6



**[00158]** Primary or secondary alcohols of general formula (XXXVII) may be prepared using methods described in the literature. They may be reacted with 1-hydroxyphthalimide using a phosphine and coupling reagent such as diethyl azodicarboxylate to provide compounds of general formula (XXXVIII). Compounds of general formula (XXXVIII) may be deprotected using hydrazine or methyl hydrazine to provide hydroxylamines of general formula (XII-a). Compounds of formula (XII-a) may be further modified by reductive amination with aldehydes or ketones using a reducing agent such as sodium triacetoxy borohydride, sodium cyanoborohydride, or borane-pyridine in a solvent such as dichloroethane at a temperature of from ambient temperature to reflux. In addition, compounds of formula (XII-a) may be further modified by alkylation with an alkyl halide in the presence of a base such as triethylamine, in a solvent such as dichloromethane, to provide hydroxylamines of general formula (XII-b).

**[00159]** Anilines of general formula (XXXIX) used in cross-coupling reactions described above may be prepared by using methods described in the literature or according to Scheme 7.

#### Scheme 7

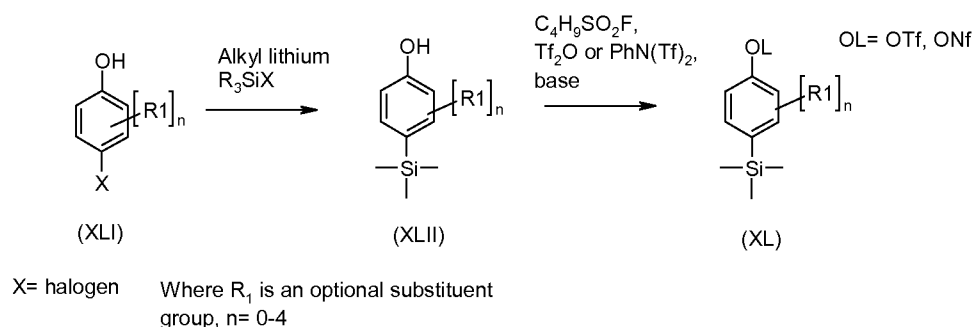


**[00160]** Substituted 4-chloro-nitro benzene may be reacted with hexamethyldisilane in a solvent such as xylene using a catalyst such as tetrakis(triphenylphosphine)palladium at a temperature of from room temperature to reflux. The nitro group may be reduced using methods described in the literature such as reaction under an atmosphere of hydrogen

at a pressure of from 1 to 5 atmospheres in the presence of a catalyst such as palladium on carbon and in a solvent such as ethanol or ethyl acetate at room temperature.

[00161] Trifluoromethanesulfonyl esters of general formula (XL) used in cross-coupling reactions described above may be prepared by using methods described in the literature or according to Scheme 8.

Scheme 8



[00162] Halo phenols of general structure (XLI) may be reacted with two equivalents of alkyllithium reagents such as n-butyl lithium in a solvent such as THF, followed by quenching with trialkylsilyl halide such as trimethylsilyl chloride to give trialkylsilyl phenols (XLII). Trialkylsilyl phenols may be further reacted using literature procedures to give trifluoromethane sulfonates or nonaflates of general structure (XL)

[00163] It will be appreciated that where appropriate functional groups exist, compounds of formula (I), (II), (III) or any intermediates used in their preparation may be further derivatised by one or more standard synthetic methods employing substitution, oxidation, reduction, or cleavage reactions. Particular substitution approaches include conventional alkylation, arylation, heteroarylation, acylation, sulfonylation, halogenation, nitration, formylation and coupling procedures.

[00164] For example, aryl bromide or chloride groups may be converted to aryl iodides using a Finkelstein reaction employing an iodide source such as sodium iodide, a catalyst such as copper iodide and a ligand such as trans-N,N'-dimethyl-1,2-cyclohexane diamine in a solvent such as 1,4-dioxane and heating the reaction mixture at reflux temperature. Aryl trialkylsilanes may be converted to aryl iodides by treating the silane with an iodide source such as iodine monochloride in a solvent such as dichloromethane with or without Lewis acid such as silver tetrafluoroborate at a temperature from -40°C to reflux.

[00165] In a further example primary amine (-NH<sub>2</sub>) groups may be alkylated using a reductive alkylation process employing an aldehyde or a ketone and a borohydride, for

example sodium triacetoxymethylborohydride or sodium cyanoborohydride, in a solvent such as a halogenated hydrocarbon, for example 1,2-dichloroethane, or an alcohol such as ethanol, where necessary in the presence of an acid such as acetic acid at around ambient temperature. Secondary amine (-NH-) groups may be similarly alkylated employing an aldehyde.

**[00166]** In a further example, primary amine or secondary amine groups may be converted into amide groups (-NHCOR' or -NRCOR') by acylation. Acylation may be achieved by reaction with an appropriate acid chloride in the presence of a base, such as triethylamine, in a suitable solvent, such as dichloromethane, or by reaction with an appropriate carboxylic acid in the presence of a suitable coupling agent such as HATU (O-(7-azabenzotriazol-1-yl)-N,N,N',N'-tetramethyluronium hexafluorophosphate) in a suitable solvent such as dichloromethane. Similarly, amine groups may be converted into sulphonamide groups (-NH<sub>2</sub>SO<sub>2</sub>R' or -NR'SO<sub>2</sub>R') groups by reaction with an appropriate sulphonyl chloride in the presence of a suitable base, such as triethylamine, in a suitable solvent such as dichloromethane. Primary or secondary amine groups can be converted into urea groups (-NHCONR'R'' or -NRCONR'R'') by reaction with an appropriate isocyanate in the presence of a suitable base such as triethylamine, in a suitable solvent, such as dichloromethane.

**[00167]** An amine (-NH<sub>2</sub>) may be obtained by reduction of a nitro (-NO<sub>2</sub>) group, for example by catalytic hydrogenation, using for example hydrogen in the presence of a metal catalyst, for example palladium on a support such as carbon in a solvent such as ethyl acetate or an alcohol e.g. methanol. Alternatively, the transformation may be carried out by chemical reduction using for example a metal, e.g. tin or iron, in the presence of an acid such as hydrochloric acid.

**[00168]** In a further example, amine (-CH<sub>2</sub>NH<sub>2</sub>) groups may be obtained by reduction of nitriles (-CN), for example by catalytic hydrogenation using for example hydrogen in the presence of a metal catalyst, for example palladium on a support such as carbon, or Raney nickel, in a solvent such as an ether e.g. a cyclic ether such as tetrahydrofuran, at a temperature from -78°C to the reflux temperature of the solvent.

**[00169]** In a further example, amine (-NH<sub>2</sub>) groups may be obtained from carboxylic acid groups (-CO<sub>2</sub>H) by conversion to the corresponding acyl azide (-CON<sub>3</sub>), Curtius rearrangement and hydrolysis of the resultant isocyanate (-N=C=O).

**[00170]** Aldehyde groups (-CHO) may be converted to amine groups (-CH<sub>2</sub>NR'R'') by reductive amination employing an amine and a borohydride, for example sodium

triacetoxyborohydride or sodium cyanoborohydride, in a solvent such as a halogenated hydrocarbon, for example dichloromethane, or an alcohol such as ethanol, where necessary in the presence of an acid such as acetic acid at around ambient temperature.

[00171] In a further example, aldehyde groups may be converted into alkenyl groups ( $-\text{CH}=\text{CHR}'$ ) by the use of a Wittig or Wadsworth-Emmons reaction using an appropriate phosphorane or phosphonate under standard conditions known to those skilled in the art.

[00172] Aldehyde groups may be obtained by reduction of ester groups (such as  $-\text{CO}_2\text{Et}$ ) or nitriles ( $-\text{CN}$ ) using diisobutylaluminium hydride in a suitable solvent such as toluene. Alternatively, aldehyde groups may be obtained by the oxidation of alcohol groups using any suitable oxidising agent known to those skilled in the art.

[00173] Ester groups ( $-\text{CO}_2\text{R}'$ ) may be converted into the corresponding acid group ( $-\text{CO}_2\text{H}$ ) by acid- or base-catalysed hydrolysis, depending on the nature of R. If R is t-butyl, acid-catalysed hydrolysis can be achieved for example by treatment with an organic acid such as trifluoroacetic acid in an aqueous solvent, or by treatment with an inorganic acid such as hydrochloric acid in an aqueous solvent.

[00174] Carboxylic acid groups ( $-\text{CO}_2\text{H}$ ) may be converted into amides ( $\text{CONHR}'$  or  $-\text{CONR}'\text{R}''$ ) by reaction with an appropriate amine in the presence of a suitable coupling agent, such as HATU, in a suitable solvent such as dichloromethane.

[00175] In a further example, carboxylic acids may be homologated by one carbon (i.e.  $-\text{CO}_2\text{H}$  to  $-\text{CH}_2\text{CO}_2\text{H}$ ) by conversion to the corresponding acid chloride ( $-\text{COCl}$ ) followed by Arndt-Eistert synthesis.

[00176] In a further example,  $-\text{OH}$  groups may be generated from the corresponding ester (e.g.  $-\text{CO}_2\text{R}'$ ), or aldehyde ( $-\text{CHO}$ ) by reduction, using for example a complex metal hydride such as lithium aluminium hydride in diethyl ether or tetrahydrofuran, or sodium borohydride in a solvent such as methanol. Alternatively, an alcohol may be prepared by reduction of the corresponding acid ( $-\text{CO}_2\text{H}$ ), using for example lithium aluminium hydride in a solvent such as tetrahydrofuran, or by using borane in a solvent such as tetrahydrofuran.

[00177] Alcohol groups may be converted into leaving groups, such as halogen atoms or sulfonyloxy groups such as an alkylsulfonyloxy, e.g. trifluoromethylsulfonyloxy or arylsulfonyloxy, e.g. p-toluenesulfonyloxy group using conditions known to those skilled in the art. For example, an alcohol may be reacted with thionyl chloride in a halogenated hydrocarbon (e.g. dichloromethane) to yield the corresponding chloride. A base (e.g. triethylamine) may also be used in the reaction.

**[00178]** In another example, alcohol, phenol or amide groups may be alkylated by coupling a phenol or amide with an alcohol in a solvent such as tetrahydrofuran in the presence of a phosphine, e.g. triphenylphosphine and an activator such as diethyl-, diisopropyl, or dimethylazodicarboxylate. Alternatively alkylation may be achieved by deprotonation using a suitable base e.g. sodium hydride followed by subsequent addition of an alkylating agent, such as an alkyl halide.

**[00179]** Aromatic halogen substituents in the compounds may be subjected to halogen-metal exchange by treatment with a base, for example a lithium base such as *n*-butyl or *t*-butyl lithium, optionally at a low temperature, e.g. around  $-78^{\circ}\text{C}$ , in a solvent such as tetrahydrofuran, and then quenched with an electrophile to introduce a desired substituent. Thus, for example, a formyl group may be introduced by using *N,N*-dimethylformamide as the electrophile. Aromatic halogen substituents may alternatively be subjected to metal (e.g. palladium or copper) catalysed reactions, to introduce, for example, acid, ester, cyano, amide, aryl, heteraryl, alkenyl, alkynyl, thio- or amino substituents. Suitable procedures which may be employed include those described by Heck, Suzuki, Stille, Buchwald or Hartwig.

Aromatic halogen substituents may also undergo nucleophilic displacement following reaction with an appropriate nucleophile such as an amine or an alcohol. Advantageously, such a reaction may be carried out at elevated temperature in the presence of microwave irradiation.

**[00180]** The compounds of the present invention are tested for their capacity to inhibit MEK activity and activation (primary assays) and for their biological effects on growing cells (secondary assays) as described below. The compounds having  $\text{IC}_{50}$  of less than  $10\text{ }\mu\text{M}$  (more preferably less than  $5\text{ }\mu\text{M}$ , even more preferably less than  $1\text{ }\mu\text{M}$ , most preferably less than  $0.5\text{ }\mu\text{M}$ ) in the MEK activity assay of Example 1a or 1b,  $\text{IC}_{50}$  of less than  $5\text{ }\mu\text{M}$  (more preferably less than  $0.1\text{ }\mu\text{M}$ , most preferably less than  $0.01\text{ }\mu\text{M}$ ) in the MEK activation assay of Example 2,  $\text{EC}_{50}$  of less than  $10\text{ }\mu\text{M}$  (more preferably less than  $5\text{ }\mu\text{M}$ , most preferably less than  $0.5\text{ }\mu\text{M}$ ) in the cell proliferation assay of Example 3, and/or  $\text{EC}_{50}$  of less than  $10\text{ }\mu\text{M}$  (more preferably less than  $1\text{ }\mu\text{M}$ , most preferably less than  $0.1\text{ }\mu\text{M}$ ) in the ERK phosphorylation assay of Example 4, are useful as MEK inhibitors.

**[00181]** The present invention includes a composition (e.g., a pharmaceutical composition) comprising a compound of Formula I (and/or solvates and salts thereof) and a carrier (a pharmaceutically acceptable carrier). The present invention also includes a composition (e.g., a pharmaceutical composition) comprising a compound of Formula I

(and/or solvates and salts thereof) and a carrier (a pharmaceutically acceptable carrier), further comprising a second chemotherapeutic agent and/or a second anti-inflammatory agent such as those described herein. The present compositions are useful for inhibiting abnormal cell growth or treating a hyperproliferative disorder in a mammal (e.g., human). The present compositions are also useful for treating inflammatory diseases in a mammal (e.g., human).

**[00182]** The present compounds and compositions are also useful for treating an autoimmune disease, destructive bone disorder, proliferative disorders, infectious disease, viral disease, fibrotic disease or neurodegenerative disease in a mammal (e.g., human). Examples of such diseases/disorders include, but are not limited to, diabetes and diabetic complications, diabetic retinopathy, retinopathy of prematurity, age-related macular degeneration, hemangioma, idiopathic pulmonary fibrosis, rhinitis and atopic dermatitis, renal disease and renal failure, polycystic kidney disease, congestive heart failure, neurofibromatosis, organ transplant rejection, cachexia, stroke, septic shock, heart failure, organ transplant rejection, Alzheimer's disease, chronic or neuropathic pain, and viral infections such as HIV, hepatitis (B) virus (HBV), human papilloma virus (HPV), cytomegalovirus (CMV), and Epstein-Barr virus (EBV). Chronic pain, for purposes of the present invention includes, but is not limited to, idiopathic pain, and pain associated with chronic alcoholism, vitamin deficiency, uremia, hypothyroidism, inflammation, arthritis, and post-operative pain. Neuropathic pain is associated with numerous conditions which include, but are not limited to, inflammation, postoperative pain, phantom limb pain, burn pain, gout, trigeminal neuralgia, acute herpetic and postherpetic pain, causalgia, diabetic neuropathy, plexus avulsion, neuroma, vasculitis, viral infection, crush injury, constriction injury, tissue injury, limb amputation, arthritis pain, and nerve injury between the peripheral nervous system and the central nervous system.

**[00183]** The present compounds and compositions are also useful for treating pancreatitis or kidney disease (including proliferative glomerulonephritis and diabetes-induced renal disease) in a mammal (e.g., human).

**[00184]** The present compounds and compositions are also useful for the prevention of blastocyte implantation in a mammal (e.g., human).

**[00185]** The present invention includes a method of inhibiting abnormal cell growth or treating a hyperproliferative disorder in a mammal (e.g., human) comprising administering to said mammal a therapeutically effective amount of a compound of Formula I (and/or solvates and salts thereof) or a composition thereof. Also included in the



present invention is a method of treating an inflammatory disease in a mammal (e.g., human) comprising administering to said mammal a therapeutically effective amount of a compound of Formula I (and/or solvates and/or salts thereof) or a composition thereof.

**[00186]** The present invention includes a method of inhibiting abnormal cell growth or treating a hyperproliferative disorder in a mammal (e.g., human) comprising administering to said mammal a therapeutically effective amount of a compound of Formula I (and/or solvates and salts thereof) or a composition thereof, in combination with a second chemotherapeutic agent such as those described herein. The present invention also includes a method of treating an inflammatory disease in a mammal (e.g., human) comprising administering to said mammal a therapeutically effective amount of a compound of Formula I (and/or solvates and/or salts thereof) or a composition thereof, in combination with a second anti-inflammatory agent such as those described herein.

**[00187]** The present invention includes a method of treating an autoimmune disease, destructive bone disorder, proliferative disorders, infectious disease, viral disease, fibrotic disease or neurodegenerative disease in a mammal (e.g., human) comprising administering to said mammal a therapeutically effective amount of a compound of Formula I (and/or solvates and salts thereof) or a composition thereof, and optionally further comprising a second therapeutic agent. Examples of such diseases/disorders include, but are not limited to, diabetes and diabetic complications, diabetic retinopathy, retinopathy of prematurity, age-related macular degeneration, hemangioma, idiopathic pulmonary fibrosis, rhinitis and atopic dermatitis, renal disease and renal failure, polycystic kidney disease, congestive heart failure, neurofibromatosis, organ transplant rejection, cachexia, stroke, septic shock, heart failure, organ transplant rejection, Alzheimer's disease, chronic or neuropathic pain, and viral infections such as HIV, hepatitis (B) virus (HBV), human papilloma virus (HPV), cytomegalovirus (CMV), and Epstein-Barr virus (EBV).

**[00188]** The present invention includes a method of treating pancreatitis or kidney disease (including proliferative glomerulonephritis and diabetes-induced renal disease) in a mammal (e.g., human) comprising administering to said mammal a therapeutically effective amount of a compound of Formula I (and/or solvates and salts thereof) or a composition thereof, and optionally further comprising a second therapeutic agent.

**[00189]** The present invention includes a method for preventing of blastocyte implantation in a mammal (e.g., human) comprising administering to said mammal a therapeutically effective amount of a compound of Formula I (and/or solvates and salts thereof) or a composition thereof, and optionally further comprising a second therapeutic

agent.

[00190] The present invention includes a method of using the present compounds for *in vitro*, *in situ*, and *in vivo* diagnosis or treatment of mammalian cells, organisms, or associated pathological conditions.

[00191] It is also believed that the compounds of the present invention can render abnormal cells more sensitive to treatment with radiation for purposes of killing and/or inhibiting the growth of such cells. Accordingly, this invention further relates to a method for sensitizing abnormal cells in a mammal (e.g., human) to treatment with radiation which comprises administering to said mammal an amount of a compound of Formula I (and/or solvates and salts thereof) or a composition thereof, which amount is effective is sensitizing abnormal cells to treatment with radiation.

[00192] Administration of the compounds of the present invention (hereinafter the "active compound(s)") can be effected by any method that enables delivery of the compounds to the site of action. These methods include oral routes, intraduodenal routes, parenteral injection (including intravenous, subcutaneous, intramuscular, intravascular or infusion), topical, inhalation and rectal administration.

[00193] The amount of the active compound administered will be dependent on the subject being treated, the severity of the disorder or condition, the rate of administration, the disposition of the compound and the discretion of the prescribing physician. However, an effective dosage is in the range of about 0.001 to about 100 mg per kg body weight per day, preferably about 1 to about 35 mg/kg/day, in single or divided doses. For a 70 kg human, this would amount to about 0.05 to 7 g/day, preferably about 0.05 to about 2.5 g/day. In some instances, dosage levels below the lower limit of the aforesaid range may be more than adequate, while in other cases still larger doses may be employed without causing any harmful side effect, provided that such larger doses are first divided into several small doses for administration throughout the day.

[00194] The active compound may be applied as a sole therapy or in combination with one or more chemotherapeutic agents, for example those described herein. Such conjoint treatment may be achieved by way of the simultaneous, sequential or separate dosing of the individual components of treatment.

[00195] The pharmaceutical composition may, for example, be in a form suitable for oral administration as a tablet, capsule, pill, powder, sustained release formulations, solution, suspension, for parenteral injection as a sterile solution, suspension or emulsion, for topical administration as an ointment or cream or for rectal administration as a

suppository. The pharmaceutical composition may be in unit dosage forms suitable for single administration of precise dosages. The pharmaceutical composition will include a conventional pharmaceutical carrier or excipient and a compound according to the invention as an active ingredient. In addition, it may include other medicinal or pharmaceutical agents, carriers, adjuvants, etc.

[00196] Exemplary parenteral administration forms include solutions or suspensions of active compounds in sterile aqueous solutions, for example, aqueous propylene glycol or dextrose solutions. Such dosage forms can be suitably buffered, if desired.

[00197] Suitable pharmaceutical carriers include inert diluents or fillers, water and various organic solvents. The pharmaceutical compositions may, if desired, contain additional ingredients such as flavorings, binders, excipients and the like. Thus for oral administration, tablets containing various excipients, such as citric acid may be employed together with various disintegrants such as starch, alginic acid and certain complex silicates and with binding agents such as sucrose, gelatin and acacia. Additionally, lubricating agents such as magnesium stearate, sodium lauryl sulfate and talc are often useful for tableting purposes. Solid compositions of a similar type may also be employed in soft and hard filled gelatin capsules. Preferred materials, therefore, include lactose or milk sugar and high molecular weight polyethylene glycols. When aqueous suspensions or elixirs are desired for oral administration the active compound therein may be combined with various sweetening or flavoring agents, coloring matters or dyes and, if desired, emulsifying agents or suspending agents, together with diluents such as water, ethanol, propylene glycol, glycerin, or combinations thereof.

[00198] Methods of preparing various pharmaceutical compositions with a specific amount of active compound are known, or will be apparent, to those skilled in this art. For examples, see Remington's Pharmaceutical Sciences, Mack Publishing Company, Ester, Pa., 15<sup>sup</sup>.th Edition (1975).

[00199] EXAMPLES

#### **Abbreviations**

DBU	1,8-Diazabicyclo[5.4.0]undec-7-ene
DCM	Dichloromethane
DIPEA	Diisopropylethylamine
DMAP	4-Dimethylaminopyridine
DMF	Dimethylformamide
EDCI	1-Ethyl-3-(3'-dimethylaminopropyl)carbodiimide

HATU	<i>O</i> -(7-Azabenzotriazol-1-yl)- <i>N,N,N',N'</i> -tetramethyluronium hexafluorophosphate
HCl	Hydrochloric acid
HM-N	Isolute® HM-N is a modified form of diatomaceous earth that can efficiently absorb aqueous samples
HOBt	1-Hydroxybenzotriazole
LDA	Lithium diisopropylamide
MeOH	Methanol
NaHCO <sub>3</sub>	Sodium bicarbonate
NaOH	Sodium hydroxide
Pd(PPh <sub>3</sub> ) <sub>4</sub>	Tetrakis(triphenylphosphine)palladium(0)
Pd <sub>2</sub> dba <sub>3</sub>	Tris-(dibenzylideneacetone)dipalladium(0)
PdCl <sub>2</sub> (PPh <sub>3</sub> ) <sub>2</sub>	Dichlorobis(triphenylphosphine)palladium(II)
Si-SPE	Pre-packed Isolute® silica flash chromatography cartridge
THF	Tetrahydrofuran
Xantphos	9,9-Dimethyl-4,5-bis(diphenylphosphino)xanthene

**[00200]** General Experimental Conditions

**[00201]** <sup>1</sup>H NMR spectra were recorded at ambient temperature using a Varian Unity Inova (400MHz) spectrometer with a triple resonance 5mm probe. Chemical shifts are expressed in ppm relative to tetramethylsilane. The following abbreviations have been used: br = broad signal, s = singlet, d = doublet, dd = double doublet, t = triplet, q = quartet, m = multiplet.

**[00202]** High Pressure Liquid Chromatography - Mass Spectrometry (LCMS) experiments to determine retention times (R<sub>T</sub>) and associated mass ions were performed using one of the following methods.

**[00203]** Method A: Experiments performed on a Waters Micromass ZQ quadrupole mass spectrometer linked to a Hewlett Packard HP1100 LC system with diode array detector. Uses a Higgins Cliepus 5micron C18 100 x 3.0mm column and a 1 ml/minute flow rate. The initial solvent system was 95% water containing 0.1% formic acid (solvent A) and 5% acetonitrile containing 0.1% formic acid (solvent B) for the first minute followed by a gradient up to 5% solvent A and 95% solvent B over the next 14 minutes. The final solvent system was held constant for a further 5 minutes.

**[00204]** Method B: Experiments performed on a Waters Platform LC quadrupole

mass spectrometer linked to a Hewlett Packard HP1100 LC system with diode array detector and 100 position autosampler using a Phenomenex Luna C18(2) 30 x 4.6mm column and a 2 ml / minute flow rate. The solvent system was 95% solvent A and 5% solvent B for the first 0.50 minutes followed by a gradient up to 5% solvent A and 95% solvent B over the next 4 minutes. The final solvent system was held constant for a further 0.50 minutes.

[00205] Microwave experiments were carried out using a Personal Chemistry Emrys Initiator™ or Optimizer™, which uses a single-mode resonator and dynamic field tuning, both of which give reproducibility and control. Temperature from 40-250°C can be achieved, and pressures of up to 20bar can be reached.

[00206] EXAMPLE 1a MEK Assay (MEK activity assay)

[00207] Constitutively activated human mutant MEK1 expressed in insect cells is used as source of enzymatic activity at a final concentration in the kinase assay of 62.5nM.

[00208] The assay is carried out for 30 minutes in the presence of 50μM ATP using recombinant GST-ERK1 produced in *E.Coli* as substrate. Phosphorylation of the substrate is detected and quantified using HTRF reagents supplied by Cisbio. These consist of an anti-GST antibody conjugated to allophycocyanin (XL665) and an anti-phospho (Thr202/Tyr204) ERK antibody conjugated to europium-cryptate. The anti-phospho antibody recognises ERK1 dually phosphorylated on Thr202 and Tyr204. When both antibodies are bound to ERK1 (i.e. when the substrate is phosphorylated), energy transfer from the cryptate to the allophycocyanin occurs following excitation at 340nm, resulting in fluorescence being emitted that is proportional to the amount of phosphorylated substrate produced. Fluorescence is detected using a multiwell fluorimeter.

[00209] Compounds are diluted in DMSO prior to addition to assay buffer and the final DMSO concentration in the assay is 1%.

[00210] The IC<sub>50</sub> is defined as the concentration at which a given compound achieves 50% inhibition of control. IC<sub>50</sub> values are calculated using the XLfit software package (version 2.0.5).

[00211] EXAMPLE 1b MEK Assay (MEK activity assay)

[00212] Constitutively activated human mutant MEK1 expressed in insect cells is used as source of enzymatic activity at a final concentration in the kinase assay of 15nM.

[00213] The assay is carried out for 30 minutes in the presence of 50μM ATP using recombinant GST-ERK1 produced in *E.Coli* as substrate. Phosphorylation of the substrate

is detected and quantified using HTRF reagents supplied by Cisbio. These consist of an anti-GST antibody conjugated to allophycocyanin (XL665) and an anti-phospho (Thr202/Tyr204) ERK antibody conjugated to europium-cryptate. These are used at a final concentration of 4 $\mu$ g/ml and 0.84 $\mu$ g/ml respectively. The anti-phospho antibody recognises ERK1 dually phosphorylated on Thr202 and Tyr204. When both antibodies are bound to ERK1 (i.e. when the substrate is phosphorylated), energy transfer from the cryptate to the allophycocyanin occurs following excitation at 340nm, resulting in fluorescence being emitted that is proportional to the amount of phosphorylated substrate produced. Fluorescence is detected using a multiwell fluorimeter.

[00214] Compounds are diluted in DMSO prior to addition to assay buffer and the final DMSO concentration in the assay is 1%.

[00215] The IC<sub>50</sub> is defined as the concentration at which a given compound achieves 50% inhibition of control. IC<sub>50</sub> values are calculated using the XLfit software package (version 2.0.5).

[00216] Compounds of Examples 5-8 and 10-12 exhibited an IC<sub>50</sub> of less than 10  $\mu$ M in the assay described either in Example 1a or 1b, most of these compounds exhibited an IC<sub>50</sub> of less than 5  $\mu$ M.

[00217] EXAMPLE 2 bRaf Assay (MEK activation assay)

[00218] Constitutively activated bRaf mutant expressed in insect cells is used as source of enzymatic activity.

[00219] The assay is carried out for 30 minutes in the presence of 200 $\mu$ M ATP using recombinant GST-MEK1 produced in *E.Coli* as substrate. Phosphorylation of the substrate is detected and quantified using HTRF, and reagents are supplied by Cisbio. These consist of an anti-GST antibody conjugated to allophycocyanin (XL665) and an anti-phospho (Ser217/Ser221) MEK antibody conjugated to europium-cryptate. The anti-phospho antibody recognises MEK dually phosphorylated on Ser217 and Ser221 or singly phosphorylated on Ser217. When both antibodies are bound to MEK (i.e. when the substrate is phosphorylated), energy transfer from the cryptate to the allophycocyanin occurs following excitation at 340nm, resulting in fluorescence being emitted that is proportional to the amount of phosphorylated substrate produced. Fluorescence is detected using a multiwell fluorimeter.

[00220] Compounds are diluted in DMSO prior to addition to assay buffer and the final DMSO concentration in the assay is 1%.

[00221] The  $IC_{50}$  is defined as the concentration at which a given compound achieves 50% inhibition of control.  $IC_{50}$  values are calculated using the XLfit software package (version 2.0.5).

[00222] In this assay, compounds of Examples 5-7 and 10 exhibited an  $IC_{50}$  of less than 5  $\mu M$ .

[00223] EXAMPLE 3 Cell Proliferation Assay

[00224] Compounds are tested in a cell proliferation assay using the following cell lines:

[00225] HCT116 human colorectal carcinoma (ATCC)

[00226] A375 human malignant melanoma (ATCC)

[00227] Both cell lines are maintained in DMEM/F12 (1:1) media (Gibco) supplemented with 10% FCS at 37°C in a 5% CO<sub>2</sub> humidified incubator.

[00228] Cells are seeded in 96-well plates at 2,000 cells/well and after 24 hours they are exposed to different concentrations of compounds in 0.83% DMSO. Cells are grown for a further 72h, and an equal volume of CellTiter-Glo reagent (Promega) is added to each well. This lyses the cells and generates a luminescent signal proportional to the amount of ATP released (and therefore proportional to the number of cells in the well) that can be detected using a multiwell luminometer.

[00229] The  $EC_{50}$  is defined as the concentration at which a given compound achieves 50% inhibition of control.  $EC_{50}$  values are calculated using the XLfit software package (version 2.0.5).

[00230] In this assay, compounds of Examples 5 and 10 exhibited an  $EC_{50}$  of less than 10  $\mu M$  in either one of the cell lines.

[00231] EXAMPLE 4 Phospho-ERK Cell-Based Assay

[00232] Compounds are tested in a cell-based phospho-ERK ELISA using the following cell lines:

[00233] HCT116 human colorectal carcinoma (ATCC)

[00234] A375 human malignant melanoma (ATCC)

[00235] Both cell lines are maintained in DMEM/F12 (1:1) media (Gibco) supplemented with 10% FCS at 37°C in a 5% CO<sub>2</sub> humidified incubator.

[00236] Cells are seeded in 96-well plates at 2,000 cells/well and after 24h they are exposed to different concentrations of compounds in 0.83% DMSO. Cells are grown for a

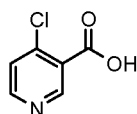
further 2h or 24h, fixed with formaldehyde (2% final) and permeabilised with methanol. Following blocking with TBST-3% BSA, fixed cells are incubated with primary antibody (anti-phospho ERK from rabbit) over-night at 4°C. Cells are incubated with Propidium Iodide (DNA fluorescent dye) and detection of cellular p-ERK is performed using an anti-rabbit secondary antibody conjugated to the fluorescent Alexa Fluor 488 dye (Molecular probes). The fluorescence is analysed using the Acumen Explorer (TTP Labtech), a laser-scanning microplate cytometer, and the Alexa Fluor 488 signal is normalised to the PI signal (proportional to cell number).

[00237] The EC<sub>50</sub> is defined as the concentration at which a given compound achieves a signal half way between the baseline and the maximum response. EC<sub>50</sub> values are calculated using the XLfit software package (version 2.0.5).

[00238] In this assay, compounds of Examples 5 and 10-12 exhibited an EC<sub>50</sub> of less than 10 µM in either one of the cell lines.

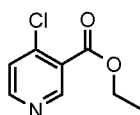
[00239] EXAMPLE 5

[00240] 4-Chloro-nicotinic acid



[00241] Following the procedures of Guillier et al (1995) J. Org. Chem. 60(2):292-6, to a cold (−78°C) solution of LDA (21 ml, 1.6 M in hexanes, 33.3 mmol) in anhydrous THF (70 ml) was added 4-chloropyridine (5.0 g, 33.3 mmol) under an argon atmosphere. After 1 hour at −78°C, the solution was rapidly poured onto a bed of solid CO<sub>2</sub> contained within a 250 ml conical flask. After allowing the reaction solution to warm to ambient temperature the solution was quenched with water (30 ml). The volatile organic solvents were removed *in vacuo* and the remaining aqueous suspension was extracted with diethyl ether (3 x 100 ml). The aqueous phase was cooled to 0°C and the adjusted to pH 4 by the addition of concentrated hydrochloric acid. The resultant precipitate was aged for 30 minutes then collected by filtration. The solid was washed with cold diethyl ether (10 ml) to afford the title compound as a white solid (3.2 g, 61%).

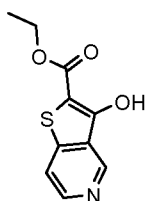
[00242] Ethyl 4-chloro-nicotinate





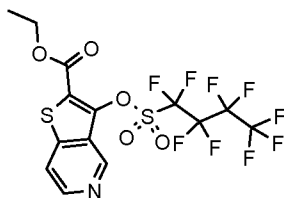
[00243] A suspension of 4-chloro-nicotinic acid (3.0 g, 19.0 mmol) in thionyl chloride (50 ml) was heated under reflux for 90 minutes. After cooling to ambient temperature, the solution was concentrated to dryness and then azeotroped with toluene (2 x 50 ml) to afford a solid. The resultant solid was added in portions to a cooled (0°C) solution of ethanol (25 ml) and DIPEA (15 ml). The reaction was stirred at room temperature for 4 hours then concentrated *in vacuo* before water (75 ml) was added. The solution was extracted with ethyl acetate (2 x 75 ml) then the combined organic phases were dried over sodium sulfate then concentrated to give the title compound as a brown oil (3.3 g, 94%). <sup>1</sup>H NMR (CDCl<sub>3</sub>, 400MHz) 9.03 (s, 1H), 7.58 (d, J = 5.4 Hz, 1H), 7.41 (dd, J = 5.4 Hz, 0.5 Hz, 1H), 4.45 (q, J = 7.3 Hz, 2H), 1.43 (t, J = 7.3 Hz, 3H).

[00244] 3-Hydroxy-thieno[3,2-c]pyridine-2-carboxylic acid ethyl ester



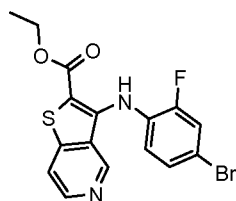
[00245] To a cooled (5°C) stirred solution of ethyl 4-chloro-nicotinate (1.55 g, 8.4 mmol) and mercapto-acetic acid ethyl ester (2.6 ml, 23.4 mmol) in anhydrous DMF (30 ml), under an argon atmosphere, was added sodium hydride (21.7 mmol, 60% dispersion in oil, 868 mg) in portions over 20 minutes. Stirring was continued at 5°C for 10 minutes, followed by 1.5 hours at room temperature. The reaction mixture was then quenched by the addition of water (5ml), acidified by the addition of acetic acid (1 ml), and subsequently concentrated to provide a residue. The residue was partitioned between ethyl acetate (150 ml) and water (100 ml). The layers were separated and aqueous phase was extracted with DCM (100 ml). The combined organic phase was dried over sodium sulphate, filtered and evaporated to give a solid. The solid was triturated with diethyl ether : pentane (1:1, 15 ml) to afford the title compound as a yellow solid (1.5 g, 81%). LCMS (method B): R<sub>T</sub> = 2.21 min, M+H<sup>+</sup> = 224.

[00246] 3-(Nonafluorobutane-1-sulfonyloxy)-thieno[3,2-c]pyridine-2-carboxylic acid ethyl ester



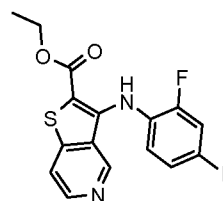
[00247] To a stirred solution of 3-hydroxy-thieno[3,2-c]pyridine-2-carboxylic acid ethyl ester (1.3 g, 5.82 mmol) and DMAP (35 mg, 0.29 mmol) in DCM (10 ml) at 0°C was added DIPEA (2.5 ml, 14.0 mmol) and nonafluorobutylsulfonyl fluoride (1.36 ml, 7.56 mmol). After 10 minutes the reaction mixture was warmed to room temperature and stirred for an additional 20 hours. The reaction mixture was diluted with DCM (50 ml) and washed with water (30 ml). The organic phase was isolated, dried over sodium sulphate, filtered and evaporated to give a brown oil. The oil was purified by flash chromatography (Si-SPE, pentane: diethyl ether, gradient 100:0 to 70:30) to afford the title compound as a colourless oil which crystallised on standing (420 mg, 14%). LCMS (method B):  $R_T = 4.46$  min,  $M+H^+ = 508$ .

[00248] 3-(4-Bromo-2-fluoro-phenylamino)-thieno[3,2-c]pyridine-2-carboxylic acid ethyl ester



[00249] A degassed solution of 3-(nonafluorobutane-1-sulfonyloxy)-thieno[3,2-c]pyridine-2-carboxylic acid ethyl ester (422 mg, 0.83 mmol), 4-bromo-2-fluoroaniline (206 mg, 1.08 mmol),  $Pd_2dba_3$  (38 mg, 0.04 mmol), Xantphos (48 mg, 0.08 mmol) and DBU (316  $\mu$ l, 2.08 mmol) in toluene (1 ml) was subjected to microwave irradiation at 150°C for 10 minutes. The reaction mixture was cooled to ambient temperature then diluted with ethyl acetate (30 ml). The resultant solution was washed with water (20 ml), dried over sodium sulfate and concentrated *in vacuo* to give a solid residue. The solid residue was purified by flash chromatography (Si-SPE, pentane: diethyl ether, gradient 90:10 to 70:30) to afford the title compound as a white solid (210 mg, 64%). LCMS (method B):  $R_T = 3.78$  min,  $M+H^+ = 395/397$ .

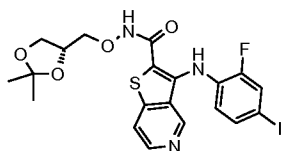
[00250] 3-(2-Fluoro-4-iodo-phenylamino)-thieno[2,3-c]pyridine-2-carboxylic acid ethyl ester



[00251] A mixture of 3-(4-bromo-2-fluoro-phenylamino)-thieno[3,2-c]pyridine-2-

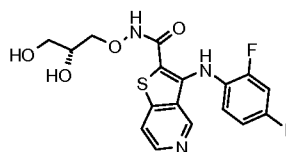
carboxylic acid ethyl ester (209 mg, 0.53 mmol), copper (I) iodide (5 mg, 0.026 mmol), sodium iodide (159 mg, 1.06 mmol) and trans-N,N'-dimethyl-1,2-cyclohexane diamine (8.5  $\mu$ l, 0.053 mmol) in 1,4-dioxane (1.0 ml) was heated at 105°C for 24 hours under an argon atmosphere. Copper (I) iodide (5 mg, 0.026 mmol) and trans-N,N'-dimethyl-1,2-cyclohexane diamine (8.5  $\mu$ l, 0.053 mmol) were added and heating continued for a further 24h. Once the reaction was cooled to room temperature, the mixture was partitioned between ethyl acetate (30 ml) and 10% v/v 0.880 ammonia /water (20 ml). The layers were separated and the aqueous phase was extracted with DCM (30 ml). The combined organic layer was dried over sodium sulphate, filtered and evaporated then the residue was purified by flash chromatography a Si-SPE (eluting with pentane: diethyl ether, gradient 90:10 to 70:30) to afford the title compound as a yellow solid (174 mg, 74%). LCMS (method B):  $R_T = 3.97$  min,  $M+H^+ = 443$ .

**[00252]**      3-(2-Fluoro-4-iodo-phenylamino)-thieno[3,2-c]pyridine-2-carboxylic acid ((R)-2,2-dimethyl-[1,3]dioxolan-4-ylmethoxy)-amide



**[00253]**      A mixture of 3-(2-fluoro-4-iodo-phenylamino)-thieno[2,3-c]pyridine-2-carboxylic acid ethyl ester (50 mg, 0.11 mmol), 1N aqueous NaOH solution (0.12 ml, 0.12 mmol) and ethanol (2 ml) was heated at 65°C for 45 minutes. The reaction mixture was concentrated then azeotroped with toluene (2 x 2 ml) to give a solid residue. The solid residue was dissolved in anhydrous THF (2 ml) and O-((R)-2,2-dimethyl-[1,3]dioxolan-4-ylmethyl)hydroxylamine (27 mg, 0.23 mmol), EDCI (27 mg, 0.14 mmol), HOBt (21 mg, 0.16 mmol) and DIPEA (59  $\mu$ l, 0.34 mmol) were added. After stirring for 19 hours the solvent was evaporated and the residue partitioned between ethyl acetate (30 ml) and water (20 ml). The organic layer was dried over sodium sulphate, filtered and evaporated to give a yellow oil. The oil was purified by flash chromatography (Si-SPE, pentane: ethyl acetate, gradient 80:20 to 50:50) to afford the title compound as a yellow solid (18 mg, 30%). LCMS (method B):  $R_T = 3.09$  min,  $M+H^+ = 544$ .

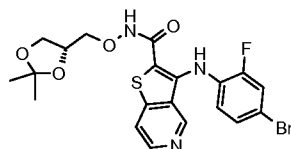
**[00254]**      3-(2-Fluoro-4-iodo-phenylamino)-thieno[3,2-c]pyridine-2-carboxylic acid ((R)-2,3-dihydroxy-propoxy)-amide



[00255] 3-(2-Fluoro-4-iodo-phenylamino)-thieno[3,2-c]pyridine-2-carboxylic acid ((R)-2,2-dimethyl-[1,3]dioxolan-4-ylmethoxy)-amide (18 mg, 0.03 mmol) was dissolved in methanol (1 ml) and concentrated hydrochloric acid (1 drop) added. The mixture was allowed to stir for 2 hours then evaporated to dryness to give a residue. The residue was partitioned between aqueous saturated  $\text{NaHCO}_3$  solution (10 ml), water (20 ml) and DCM (20 ml). The organic layer was separated, dried over sodium sulphate, filtered and evaporated to give a yellow solid. The solid was purified by flash chromatography (Si-SPE, DCM : MeOH, gradient 98:2 to 92:8) to afford the title compound as a yellow solid (8 mg, 50%). LCMS (method A):  $R_T = 6.32$  min,  $M+H^+ = 504$ .  $^1\text{H}$  NMR ( $\text{d}_4$ -MeOH, 400MHz) 8.56 (s, 1H), 8.34 (d,  $J = 5.7$  Hz, 1H), 7.87 (d,  $J = 5.7$  Hz, 1H), 7.45 (dd,  $J = 10.5$  Hz, 1.8 Hz, 1H), 7.27 (d,  $J = 8.5$  Hz, 1H), 6.61 (dd,  $J = 8.5$  Hz, 8.5 Hz, 1H), 3.89-3.94 (m, 1H), 3.76-3.85 (m, 2H), 3.45-3.54 (m, 2H).

[00256] EXAMPLE 6

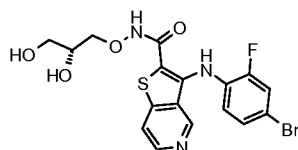
[00257] 3-(4-Bromo-2-fluoro-phenylamino)-thieno[3,2-c]pyridine-2-carboxylic acid ((R)-2,2-dimethyl-[1,3]dioxolan-4-ylmethoxy)-amide



[00258] A mixture of 3-(4-bromo-2-fluoro-phenylamino)-thieno[3,2-c]pyridine-2-carboxylic acid ethyl ester (36 mg, 0.09 mmol), 1N aqueous NaOH solution (0.10 ml, 0.10 mmol) and methanol (2 ml) was heated at  $65^\circ\text{C}$  for 45 minutes. The reaction mixture was concentrated *in vacuo* then azeotroped with toluene (2 x 2 ml) to give a solid residue. The solid residue was dissolved in anhydrous THF (2 ml) and O-((R)-2,2-dimethyl-[1,3]dioxolan-4-ylmethyl)hydroxylamine (22 mg, 0.18 mmol), EDCI (22 mg, 0.12 mmol), HOBt (17 mg, 0.13 mmol) and DIPEA (48  $\mu\text{l}$ , 0.28 mmol) were added. After stirring overnight at ambient temperature, the reaction mixture was concentrated *in vacuo* to afford a yellow residue. The resultant residue was dissolved in ethyl acetate (30 ml), washed with water (20 ml) followed by brine (10 ml) before the organic layer was isolated then dried over sodium sulfate and concentrated *in vacuo* to afford a yellow oil. The oil was purified

by flash chromatography (Si-SPE, pentane: ethyl acetate, gradient 90:10 to 50:50) to afford the title compound as a yellow oil (18 mg, 41%). LCMS (method B):  $R_T = 3.03$  min,  $M+H^+ = 496/498$ .

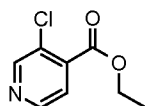
**[00259]**      3-(4-Bromo-2-fluoro-phenylamino)-thieno[3,2-c]pyridine-2-carboxylic acid ((R)-2,3-dihydroxy-propoxy)-amide



**[00260]**      A solution of 3-(4-bromo-2-fluoro-phenylamino)-thieno[3,2-c]pyridine-2-carboxylic acid ((R)-2,2-dimethyl-[1,3]dioxolan-4-ylmethoxy)-amide (18mg, 0.036 mmol) in methanol (1 ml) was loaded onto an Isolute® SCX-2 cartridge (5g). The cartridge was then washed with methanol (15 ml) before the desired product was eluted using 2M ammonia in MeOH and the eluent collected then concentrated to give a residue. The residue was purified by flash chromatography (Si-SPE, DCM: MeOH, gradient 100:0 to 94:6) to afford the title compound as an off white solid (9 mg, 53%): LCMS (method A):  $R_T = 5.59$  min,  $M+H^+ = 456/458$ .  $^1H$  NMR ( $d_4$ -MeOH, 400MHz) 8.60 (s, 1H), 8.40 (d,  $J = 5.7$  Hz, 1H), 7.94 (d,  $J = 5.7$  Hz, 1H), 7.39 (dd,  $J = 10.6$  Hz, 2.2 Hz, 1H), 7.16 (d,  $J = 8.5$  Hz, 1H), 6.80 (dd,  $J = 8.5$  Hz, 8.5 Hz, 1H), 4.01-4.10 (m, 1H), 3.89-4.00 (m, 2H), 3.57-3.67 (m, 2H).

**[00261]**      EXAMPLE 7

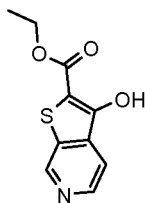
**[00262]**      3-Chloro-isonicotinic acid ethyl ester



**[00263]**      A suspension of 3-chloro-isonicotinic acid (1.0 g, 6.35 mmol) in thionyl chloride (10 ml) was heated under reflux for 2.5 hours. After cooling to ambient temperature, the solution was concentrated to dryness and then azeotroped with toluene (10 ml) to afford an oil. The resultant oil was added dropwise over 10 minutes to a cooled (0°C) solution of ethanol (15 ml) and DIPEA (5 ml). The reaction was stirred at room temperature for 18 hours then concentrated *in vacuo* before water (20 ml) was added. The solution was extracted with ethyl acetate (30 ml) and the organic phase was dried over sodium sulfate then concentrated to give the title compound as an orange oil (1.1 g, 94%).  $^1H$  NMR ( $CDCl_3$ , 400MHz) 8.72 (s, 1H), 8.59 (d,  $J = 4.9$  Hz, 1H), 7.63 (dd,  $J = 4.9$  Hz,

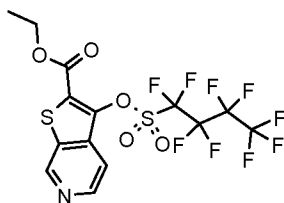
0.5 Hz, 1H), 4.44 (q, J = 7.3 Hz, 2H), 1.42 (t, J = 7.3 Hz, 3H).

**[00264]**      3-Hydroxy-thieno[2,3-c]pyridine-2-carboxylic acid ethyl ester



**[00265]**      To a cooled (5°C) stirred solution of 3-chloro-isonicotinic acid ethyl ester (1.11 g, 6.0 mmol) and mercapto-acetic acid ethyl ester (1.8 ml, 16.7 mmol) in anhydrous DMF (20 ml), under an argon atmosphere, was added sodium hydride (15.6 mmol, 60% dispersion in oil, 622 mg) in portions over 20 minutes. Stirring was continued at 5°C for 20 minutes, followed by 18 hours at room temperature. The reaction mixture was then quenched by the addition of water (5 ml), acidified by the addition of acetic acid (1 ml), and subsequently concentrated to provide a residue. The residue was partitioned between ethyl acetate (150 ml) and water (50 ml). The organic phase was isolated, dried over sodium sulphate, filtered and evaporated to give a yellow oil. The oil was purified by flash chromatography (Si-SPE, pentane: ethyl acetate, gradient 80:20 to 30:70) to afford the title compound as a yellow solid (1.33 g, 99%). LCMS (method B):  $R_T = 2.57$  min,  $M+H^+ = 224$ .

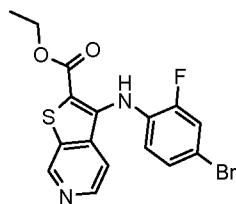
**[00266]**      3-(Nonafluorobutane-1-sulfonyloxy)-thieno[2,3-c]pyridine-2-carboxylic acid ethyl ester



**[00267]**      To a stirred solution of 3-hydroxy-thieno[2,3-c]pyridine-2-carboxylic acid ethyl ester (950 mg, 4.26 mmol) and DMAP (26 mg, 0.21 mmol) in DCM (12 ml) at 0°C was added DIPEA (1.8 ml, 10.2 mmol) and nonafluorobutylsulfonyl fluoride (0.99 ml, 5.53 mmol). After 10 minutes the reaction mixture was warmed to room temperature and stirred for an additional 20 hours. The reaction mixture was diluted with DCM (30 ml) and washed with water (20 ml). The organic phase was dried over sodium sulphate, filtered and evaporated to give a yellow oil. The oil was purified by flash chromatography (Si-SPE, pentane: diethyl ether, gradient 90:10 to 65:35) to afford the title compound as a colourless oil which crystallised on standing (678 mg, 31%); LCMS (method B).  $R_T = 4.49$  min,

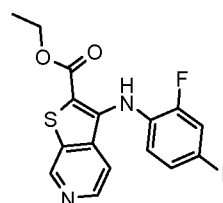
$M+H^+ = 508$ .

**[00268]**      3-(4-Bromo-2-fluoro-phenylamino)-thieno[2,3-c]pyridine-2-carboxylic acid ethyl ester



**[00269]**      A degassed solution of 3-(nonafluorobutane-1-sulfonyloxy)-thieno[2,3-c]pyridine-2-carboxylic acid ethyl ester (678 mg, 1.33 mmol), 4-bromo-2-fluoroaniline (329 mg, 1.73 mmol),  $Pd_2dba_3$  (61 mg, 0.07 mmol), Xantphos (78 mg, 0.14 mmol) and DBU (509  $\mu$ l, 3.35 mmol) in toluene (3 ml) was subjected to microwave irradiation at 150°C for 10 minutes. The reaction mixture was cooled to ambient temperature then diluted with ethyl acetate (70 ml). The resultant solution was washed with water (20 ml), dried over sodium sulfate and concentrated *in vacuo* to give an orange oil. The oil was purified by flash chromatography (Si-SPE, pentane: diethyl ether, gradient 90:10 to 50:50) followed by crystallisation from ethyl acetate: pentane to provide the title compound as a white solid (353 mg, 67%). LCMS (method B):  $R_T = 4.08$  min,  $M+H^+ = 395/397$ .

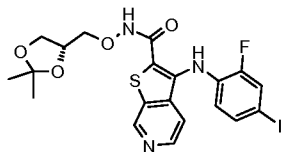
**[00270]**      3-(2-Fluoro-4-iodo-phenylamino)-thieno[2,3-c]pyridine-2-carboxylic acid ethyl ester



**[00271]**      A mixture of 3-(4-bromo-2-fluoro-phenylamino)-thieno[2,3-c]pyridine-2-carboxylic acid ethyl ester (288 mg, 0.73 mmol), copper (I) iodide (7 mg, 0.036 mmol), sodium iodide (219 mg, 1.46 mmol) and trans-N,N'-dimethyl-1,2-cyclohexane diamine (10.4 mg, 0.073 mmol) in 1,4-dioxane (1.0 ml) was heated at 105°C for 24 hours under an argon atmosphere. Copper (I) iodide (7 mg, 0.036 mmol) and trans-N,N'-dimethyl-1,2-cyclohexane diamine (10.4 mg, 0.073 mmol) were added and heating continued for a further 24 hours. The reaction was cooled to room temperature and the mixture was partitioned between DCM (30 ml), concentrated aqueous ammonia (2 ml) and water (13 ml). The organic layer was isolated, dried over sodium sulphate, filtered and evaporated then the residue was purified by flash chromatography (Si-SPE, DCM) to afford the title

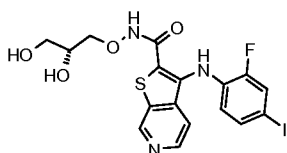
compound as a yellow solid (275 mg, 85%). LCMS (method B):  $R_T = 4.23$  min,  $M+H^+ = 443$ .

**[00272]**      3-(2-Fluoro-4-iodo-phenylamino)-thieno[2,3-c]pyridine-2-carboxylic acid ((R)-2,2-dimethyl-[1,3]dioxolan-4-ylmethoxy)-amide



**[00273]**      A mixture of 3-(2-fluoro-4-iodo-phenylamino)-thieno[2,3-c]pyridine-2-carboxylic acid ethyl ester (50 mg, 0.11 mmol), 1N aqueous NaOH solution (0.12 ml, 0.12 mmol) and ethanol (2 ml) was heated at 65°C for 45 minutes. The reaction mixture was concentrated then azeotroped with toluene (2 x 2 ml) to give a solid residue. The solid residue was dissolved in anhydrous THF (4 ml) and O-((R)-2,2-dimethyl-[1,3]dioxolan-4-ylmethyl)hydroxylamine (27 mg, 0.23 mmol), EDCI (27 mg, 0.14 mmol), HOBT (21 mg, 0.16 mmol) and DIPEA (59  $\mu$ l, 0.34 mmol) were added. After stirring for 19 hours the solvent was evaporated and the residue partitioned between ethyl acetate (20 ml) and water (15 ml). The organic layer was isolated, dried over sodium sulphate, filtered and evaporated to give a brown oil. The oil was purified by flash chromatography (Si-SPE, pentane: ethyl acetate, gradient 80:20 to 0:100) to afford the title compound as an orange oil (40 mg, 66%). LCMS (method B):  $R_T = 3.30$  min,  $M+H^+ = 544$ .

**[00274]**      3-(2-Fluoro-4-iodo-phenylamino)-thieno[2,3-c]pyridine-2-carboxylic acid ((R)-2,3-dihydroxy-propoxy)-amide



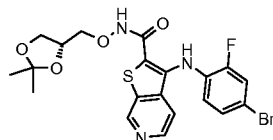
**[00275]**      3-(2-Fluoro-4-iodo-phenylamino)-thieno[2,3-c]pyridine-2-carboxylic acid ((R)-2,2-dimethyl-[1,3]dioxolan-4-ylmethoxy)-amide (40 mg, 0.07 mmol) was dissolved in methanol (1 ml) and concentrated hydrochloric acid (1 drop) added. The mixture was allowed to stir for 2 hours then evaporated to dryness to give a residue. The residue was partitioned between aqueous saturated  $\text{NaHCO}_3$  solution (3 ml), water (20 ml) and DCM (20 ml). The organic layer was separated, dried over sodium sulphate, filtered and evaporated to give a yellow solid. The solid was purified by flash chromatography (Si-SPE, DCM : MeOH, gradient 99:1 to 92:8) to afford the title compound as a yellow solid (21 mg, 57%). LCMS (method A):  $R_T = 7.12$  min,  $M+H^+ = 504$ .  $^1\text{H}$  NMR ( $d_4$ -MeOH,



400MHz) 9.15 (s, 1H), 8.38 (d, J = 5.7 Hz, 1H), 7.52 (dd, J = 10.6 Hz, 2.0 Hz, 1H), 7.44 (dd, J = 5.7 Hz, 1.0 Hz, 1H), 7.32 (ddd, J = 8.5 Hz, 2.0 Hz, 1.0 Hz, 1H), 6.56 (dd, J = 8.5 Hz, 8.5 Hz, 1H), 4.00-4.13 (m, 1H), 3.85-3.95 (m, 2H), 3.54-3.65 (m, 2H).

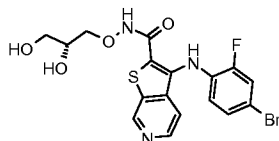
[00276] EXAMPLE 8

[00277] 3-(4-Bromo-2-fluoro-phenylamino)-thieno[2,3-c]pyridine-2-carboxylic acid ((R)-2,2-dimethyl-[1,3]dioxolan-4-ylmethoxy)-amide



[00278] A mixture of ethyl 3-(4-bromo-2-fluoro-phenylamino)-thieno[2,3-c]pyridine-2-carboxylate (63 mg, 0.16 mmol), 1N aqueous NaOH solution (0.17 ml, 0.17 mmol) and ethanol (2 ml) was heated at 65°C for 45 minutes. The resultant reaction mixture was concentrated *in vacuo* then the residue was azeotroped with toluene (2 x 2 ml) to give a solid residue. The resultant solid residue was suspended in anhydrous THF (2 ml) before O-((R)-2,2-dimethyl-[1,3]dioxolan-4-ylmethyl)hydroxylamine (38 mg, 0.32 mmol), EDCI (38 mg, 0.20 mmol), HOBt (30 mg, 0.22 mmol) and DIPEA (83  $\mu$ l, 0.48 mmol) were added. After stirring for 66 hours at ambient temperature, the reaction mixture was concentrated *in vacuo* to afford a yellow residue. The resultant residue was dissolved in ethyl acetate (50 ml) and washed with water (20 ml), before the organic layer was isolated, dried over sodium sulfate, then concentrated *in vacuo* to afford a yellow oil. The oil was purified by flash chromatography (Si-SPE, pentane: ethyl acetate, gradient 60:40 to 0:100) to afford the title compound as a yellow foam (61 mg, 77%). LCMS (method B):  $R_T$  = 3.02 min,  $M+H^+$  = 496/498.

[00279] 3-(4-Bromo-2-fluoro-phenylamino)-thieno[2,3-c]pyridine-2-carboxylic acid ((R)-2,3-dihydroxy-propoxy)-amide

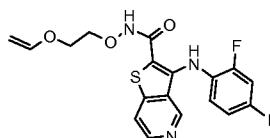


[00280] A solution 3-(4-bromo-2-fluoro-phenylamino)-thieno[2,3-c]pyridine-2-carboxylic acid ((R)-2,2-dimethyl-[1,3]dioxolan-4-ylmethoxy)-amide (61 mg, 0.12 mmol) and 1 drop of concentrated HCl in methanol (2 ml) was stirred at ambient temperature for 2 hours. The solvent was evaporated *in vacuo* and the resultant residue partitioned between

dichloromethane (20 ml), water (10 ml) and saturated NaHCO<sub>3</sub> solution (3 ml). The organic phase was dried over sodium sulfate and concentrated *in vacuo* to afford a yellow oil. The resultant yellow oil was purified by flash chromatography (Si-SPE, DCM: MeOH, gradient 99:1 to 92:8) followed by trituration with methanol/acetonitrile to afford the title compound as an off-yellow solid (15 mg, 26%): LCMS (method A): R<sub>T</sub> = 6.01 min, M+H<sup>+</sup> = 456/458. <sup>1</sup>H NMR (d<sub>4</sub>-MeOH, 400MHz) 9.16 (d, J = 0.8 Hz, 1H), 8.38 (d, J = 5.8 Hz, 1H), 7.37-7.46 (m, 2H), 7.17 (ddd, J = 8.6 Hz, 2.3 Hz, 2.2 Hz, 1H), 6.72 (dd, J = 8.7 Hz, 8.7 Hz, 1H), 4.00-4.05 (m, 1H), 3.84-3.96 (m, 2H), 3.53-3.64 (m, 2H).

[00281] EXAMPLE 9

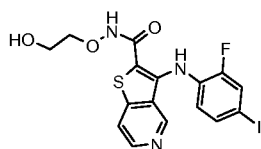
[00282] 3-(2-Fluoro-4-iodo-phenylamino)-thieno[3,2-c]pyridine-2-carboxylic acid (2-vinyloxy-ethoxy)-amide



[00283] A mixture of 3-(2-fluoro-4-iodo-phenylamino)-thieno[3,2-c]pyridine-2-carboxylic acid ethyl ester (124 mg, 0.28 mmol), 1N aqueous NaOH solution (0.30 ml, 0.30 mmol) and ethanol (4 ml) was heated at 65°C for 45 minutes. The reaction mixture was concentrated *in vacuo* then the resultant residue was azeotroped with toluene (2 x 2 ml) to give a solid residue. The solid residue was dissolved in anhydrous THF (4 ml) before O-(2-vinyloxy-ethyl)-hydroxylamine (58 mg, 0.56 mmol), EDCI (67 mg, 0.35 mmol), HOBt (53 mg, 0.39 mmol) and DIPEA (147 µl, 0.84 mmol) were added. After stirring for 18 hours at ambient temperature the solvent was evaporated and the resultant residue was diluted with water (20 ml), then extracted with ethyl acetate (30 ml) followed by dichloromethane (30 ml). The combined organic layers were dried over sodium sulfate, filtered and evaporated to give a yellow oil. The resultant yellow oil was purified by flash chromatography (Si-SPE, dichloromethane: methanol, gradient 100:0 to 98:2) to afford the title compound as a yellow solid (91 mg, 65%). LCMS (method B): R<sub>T</sub> = 3.05 min, M+H<sup>+</sup> = 500.

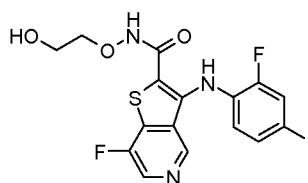
[00284] EXAMPLE 10

[00285] 3-(2-Fluoro-4-iodo-phenylamino)-thieno[3,2-c]pyridine-2-carboxylic acid (2-hydroxyethoxy)-amide

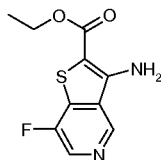


[00286] 3-(2-Fluoro-4-iodo-phenylamino)-thieno[3,2-c]pyridine-2-carboxylic acid (2-vinyloxy-ethoxy)-amide (91 mg, 0.18 mmol) was dissolved in ethanol (2 ml) and 1M hydrochloric acid (0.5 ml) added. The mixture was allowed to stir for 2 hours then evaporated to dryness to give a residue. The resultant residue was partitioned between aqueous saturated NaHCO<sub>3</sub> solution (3 ml), water (20 ml) and DCM (20 ml). The organic layer was separated, dried over sodium sulfate, filtered and evaporated to give a yellow solid. The resultant yellow solid was purified by flash chromatography (Si-SPE, DCM: MeOH, gradient 100:0 to 98:2) followed by reversed phase HPLC (Phenomenex Luna 5 phenyl/hexyl, 0.1% TFA in water on a gradient of methanol 95:5 to 40:60) to afford the title compound as a yellow solid (34 mg, 40%). LCMS (method A): R<sub>T</sub> = 6.00 min, M+H<sup>+</sup> = 474. <sup>1</sup>H NMR (d<sub>4</sub>-MeOH, 400MHz) 8.68 (s, 1H), 8.44 (d, J = 5.7 Hz, 1H), 7.98 (dd, J = 5.7 Hz, 0.8 Hz, 1H), 7.55 (dd, J = 10.5 Hz, 1.8 Hz, 1H), 7.35-7.40 (m, 1H), 6.7 (dd, J = 8.5 Hz, 8.5 Hz, 1H), 3.98 (t, J = Hz, 2H), 3.74 (t, J = Hz, 2H).

[00287] Example 11



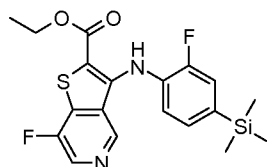
[00288] 3-Amino-7-fluoro-thieno[3,2-c]pyridine-2-carboxylic acid ethyl ester



[00289] To a mixture of 4-chloro-5-fluoro-nicotinonitrile (1.0 g, 6.4 mmol) and potassium carbonate (4.4 g, 32 mmol) in DMF (15 mL) at 0°C was added ethyl thioglycolate (0.73 mL, 6.7 mmol) dropwise. The reaction mixture was stirred at 0°C for 10 min, at room temperature for 20 min and then at 40°C for 30 min. The reaction mixture was cooled to room temperature and partitioned between water and ethyl acetate. The organic layer was separated and washed with water followed by brine, dried over sodium sulphate and concentrated *in vacuo* to give the title compound as a yellow solid (1.5 g,

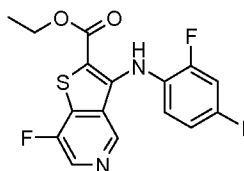
quant.). LCMS (method B):  $R_T = 3.41$  min,  $M+H^+ = 241$ .

**[00290]**      7-Fluoro-3-(2-fluoro-4-trimethylsilyl-phenylamino)-thieno[3,2-c]pyridine-2-carboxylic acid ethyl ester



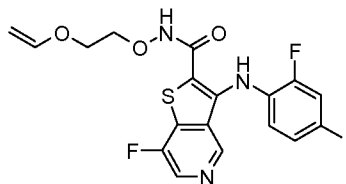
**[00291]**      A mixture of 3-amino-7-fluoro-thieno[3,2-c]pyridine-2-carboxylic acid ethyl ester (360 mg, 1.5 mmol), trifluoro-methanesulfonic acid 2-fluoro-4-trimethylsilyl-phenyl ester (411 mg, 1.3 mmol),  $Pd_2dba_3$  (69 mg, 0.075 mmol), Xantphos (86 mg, 0.15 mmol) and  $Cs_2CO_3$  (685 mg, 2.1 mmol) in toluene (6 ml) was subjected to microwave irradiation at  $160^\circ C$  for 20 minutes. The reaction mixture was filtered through a pad of Celite ®. The filtrate was concentrated under reduced pressure to give a residue which was subjected to flash chromatography (Si-SPE, pentane: diethyl ether, gradient 100:0 to 90:10) to give the title compound as a yellow solid (338 mg, 55%). LCMS (method B):  $R_T = 5.20$  min,  $M+H^+ = 407$ .

**[00292]**      7-Fluoro-3-(2-fluoro-4-iodo-phenylamino)-thieno[3,2-c]pyridine-2-carboxylic acid ethyl ester



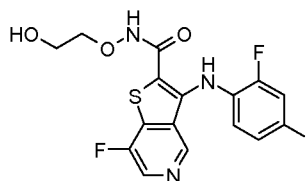
**[00293]**      To a cooled ( $0^\circ C$ ) solution of 7-fluoro-3-(2-fluoro-4-trimethylsilyl-phenylamino)-thieno[3,2-c]pyridine-2-carboxylic acid ethyl ester (330 mg, 0.81 mmol) in DCM (10 mL) was added iodine monochloride (1M in DCM, 1.6 mL, 1.6 mmol) dropwise. On complete addition the mixture was allowed to stir at  $0^\circ C$  for 1 hour then quenched by the addition of saturated sodium thiosulphate solution (10 mL). The mixture was stirred vigorously for 10 min and partitioned between ethyl acetate and water. The organic layer was separated and washed with a saturated solution of sodium hydrogenocarbonate followed by brine, dried over sodium sulphate, filtered and concentrated to give the title compound as a yellow solid (358 mg, 54%). LCMS (method B):  $R_T = 4.72$  min,  $M+H^+ = 461$ .

**[00294]**      7-Fluoro-3-(2-fluoro-4-iodo-phenylamino)-thieno[3,2-c]pyridine-2-carboxylic acid (2-vinyloxy-ethoxy)-amide



[00295] To a solution 7-fluoro-3-(2-fluoro-4-iodo-phenylamino)-thieno[3,2-c]pyridine-2-carboxylic acid ethyl ester (175 mg, 0.38 mmol) in IMS (4 mL) was added a 1.0 M aqueous solution of sodium hydroxide (0.5 mL, 0.5 mmol). The reaction mixture was heated to 65 °C for 1 hour before being cooled to room temperature and concentrated *in vacuo*. The resulting residue was azeotroped with toluene (3 x 10 mL), and then suspended in THF (5 mL). *O*-(2-Vinyloxy-ethyl)-hydroxylamine (78 mg, 0.76 mmol), *N,N*-diisopropylethylamine (0.26 mL, 1.52 mmol), EDCI (146 mg, 0.76 mmol), and HOBT (103 mg, 0.76 mmol) were then added sequentially, and the reaction mixture stirred for 18 hours at room temperature. The reaction mixture was concentrated *in vacuo* and the residue was partitioned between water and ethyl acetate. The organic layer was separated and washed with a saturated solution of sodium hydrogenocarbonate and brine, dried over sodium sulfate, filtered and concentrated to give a residue, which was purified by column chromatography (Si-SPE, gradient 0-2% methanol in DCM) to afford the title compound as a pale yellow solid (106 mg, 54%). LCMS (method B):  $R_T = 3.92$  min,  $M+H^+ = 518$ .

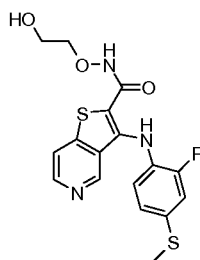
[00296] 7-Fluoro-3-(2-fluoro-4-iodo-phenylamino)-thieno[3,2-c]pyridine-2-carboxylic acid (2-hydroxy-ethoxy)-amide



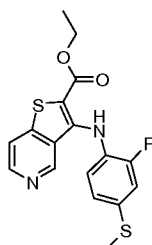
[00297] A solution of 7-fluoro-3-(2-fluoro-4-iodo-phenylamino)-thieno[3,2-c]pyridine-2-carboxylic acid (2-vinyloxy-ethoxy)-amide (100 mg, 0.19 mmol) in a mixture of methanol and DCM was loaded onto a 5g SCX-2 cartridge, which was eluted with methanol followed by a 2M solution of ammonia in methanol. Appropriate fractions were combined and concentrated under reduced pressure. The residual solid was purified by column chromatography (Si-SPE, gradient 0-40% tert-butyl dimethyl ether in DCM then 10% methanol in DCM) to afford the title compound as a yellow solid (50 mg, 53%). LCMS (method A):  $R_T = 9.60$  min,  $M+H^+ = 492$ .  $^1H$  NMR ( $CD_3OD$ , 400MHz) 3.58 (2H, t,  $J = 4.89$  Hz), 3.84 (2H, t,  $J = 4.91$  Hz), 6.89 (1H, t,  $J = 8.76$  Hz), 6.98 (1H, dd,  $J = 8.41$ , 2.15 Hz), 7.21-7.26 (1H, m), 8.02 (1H, d,  $J = 5.61$  Hz), 8.45 (1H, dd,  $J = 8.25$ , 5.61 Hz),

8.53-8.59 (1H, m).

[00298] Example 12

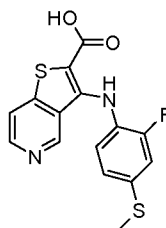


[00299] 3-(2-Fluoro-4-methylsulfanyl-phenylamino)-thieno[3,2-c]pyridine-2-carboxylic acid ethyl ester



[00300] A degassed solution of 3-(nonafluorobutane-1-sulfonyloxy)-thieno[3,2-c]pyridine-2-carboxylic acid ethyl ester (0.74 g, 1.5 mmol), 2-fluoro-4-methylsulfanyl-phenylamine (0.12 g, 0.76 mmol), Pd<sub>2</sub>dba<sub>3</sub> (0.035 g, 0.038 mmol), Xantphos (0.044 g, 0.076 mmol) and K<sub>3</sub>PO<sub>4</sub> (0.32 g, 1.5 mmol) in toluene (10 ml) was heated at reflux for 18 hours. The reaction mixture was cooled to ambient temperature then filtered through a pad of Hyflo washing with ethyl acetate. The filtrate was concentrated *in vacuo* and the resultant residue subjected to flash chromatography (Si-SPE, gradient 0-10% ethyl acetate in dichloromethane) to provide the title compound as a yellow solid (0.16 g, 57%). LCMS (method B): R<sub>T</sub> = 3.84 min, M+H<sup>+</sup> 363.

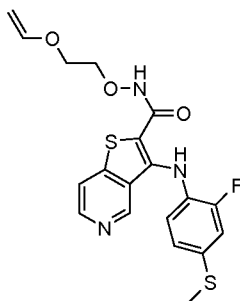
[00301] 3-(2-Fluoro-4-methylsulfanyl-phenylamino)-thieno[3,2-c]pyridine-2-carboxylic acid



[00302] A suspension of 3-(2-fluoro-4-methylsulfanyl-phenylamino)-thieno[3,2-c]pyridine-2-carboxylic acid ethyl ester (0.19 g, 0.52 mmol) in IMS (10 ml) was treated with sodium hydroxide (1M aqueous solution, 0.63 ml) and the reaction mixture heated at

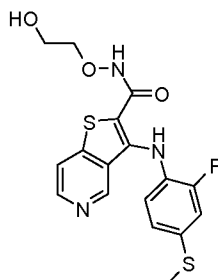
60°C for 3 hours. The resultant mixture was allowed to cool then concentrated *in vacuo*. The crude residue was treated with water and the mixture adjusted to pH 5 with acetic acid. The resultant suspension was filtered, the residue collected and dried *in vacuo* to give the title compound as a green solid (0.107 g, 56%) which was used without purification in the subsequent step.

**[00303]**      3-(2-Fluoro-4-methylsulfanyl-phenylamino)-thieno[3,2-c]pyridine-2-carboxylic acid (2-vinyloxy-ethoxy)-amide



**[00304]**      A suspension of 3-(2-fluoro-4-methylsulfanyl-phenylamino)-thieno[3,2-c]pyridine-2-carboxylic acid (0.107 g, 0.32 mmol) in dry dichloromethane (5 ml) under an atmosphere of nitrogen was cooled to 0°C and treated with DMF (1 drop) and oxalyl chloride (0.081 ml, 0.96 mmol). The reaction mixture was stirred for 1 hour then the solvent removed *in vacuo*. The resultant residue was re-suspended in dry dichloromethane (1 ml) and treated dropwise with a solution of O-(2-vinyloxy-ethyl)-hydroxylamine (0.066 g, 0.64 mmol) and DIPEA (0.167 ml, 0.96 mmol) in dry dichloromethane (4 ml) before being stirred for 18 hours. The reaction mixture was washed (water, brine), dried (MgSO<sub>4</sub>), filtered and concentrated *in vacuo*. The resultant residue was subjected to flash chromatography (Si-SPE, gradient 0-30% ethyl acetate in dichloromethane) to provide the title compound as a yellow solid (0.024 g, 18%). LCMS (method B): R<sub>T</sub> = 3.17 min, M+H<sup>+</sup> 420.

**[00305]**      3-(2-Fluoro-4-methylsulfanyl-phenylamino)-thieno[3,2-c]pyridine-2-carboxylic acid (2-hydroxy-ethoxy)-amide



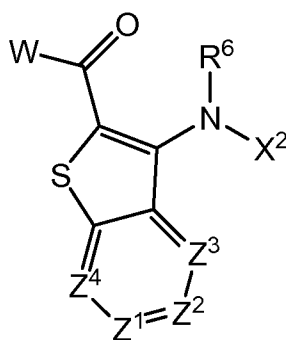
**[00306]**      3-(2-Fluoro-4-methylsulfanyl-phenylamino)-thieno[3,2-c]pyridine-2-

carboxylic acid (2-vinyloxy-ethoxy)-amide (20 mg, 0.048 mmol) was dissolved in methanol (1 ml) and treated with concentrated hydrochloric acid (0.01 ml, 0.12 mmol) before being stirred at room temperature for 2 hours. The reaction mixture was concentrated *in vacuo* and the resultant residue subjected to reverse phase HPLC (0.1% HCO<sub>2</sub>H in water on a gradient of acetonitrile). The appropriate fractions were combined and freeze-dried to give the title compound (9 mg, 47%). LCMS (method A): R<sub>T</sub> = 6.36 min, M+H<sup>+</sup> 394; <sup>1</sup>H NMR (DMSO-d<sub>6</sub>, 400 MHz) 3.58 (2 H, t, J = 4.89 Hz), 3.84 (2 H, t, J = 4.91 Hz), 6.89 (1 H, t, J = 8.76 Hz), 6.98 (1 H, dd, J = 8.41, 2.15 Hz), 7.21-7.26 (1 H, m), 8.02 (1 H, d, J = 5.61 Hz), 8.45 (1 H, dd, J = 8.25, 5.61 Hz), 8.53-8.59 (1 H, m).



We claim:

1. A compound selected from Formula I:



I

and solvates and salts thereof, wherein:

$Z^1$  is  $CR^1$  or N;

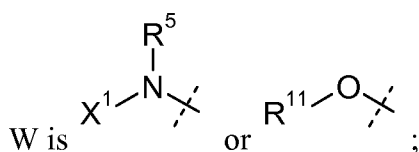
$Z^2$  is  $CR^2$  or N;

$Z^3$  is  $CR^3$  or N;

$Z^4$  is  $CR^4$  or N;

where one or two of  $Z^1$ ,  $Z^2$ ,  $Z^3$ , and  $Z^4$  are N;

$R^1$ ,  $R^2$ ,  $R^3$  and  $R^4$  are independently selected from H, halo, CN,  $CF_3$ ,  $-OCF_3$ ,  $-NO_2$ ,  $-(CR^{14}R^{15})_nC(=Y)R^{11}$ ,  $-(CR^{14}R^{15})_nC(=Y)OR^{11}$ ,  $-(CR^{14}R^{15})_nC(=Y)NR^{11}R^{12}$ ,  $-(CR^{14}R^{15})_nNR^{11}R^{12}$ ,  $-(CR^{14}R^{15})_nOR^{11}$ ,  $-(CR^{14}R^{15})_nSR^{11}$ ,  $-(CR^{14}R^{15})_nNR^{12}C(=Y)R^{11}$ ,  $-(CR^{14}R^{15})_nNR^{12}C(=Y)OR^{11}$ ,  $-(CR^{14}R^{15})_nNR^{13}C(=Y)NR^{11}R^{12}$ ,  $-(CR^{14}R^{15})_nNR^{12}SO_2R^{11}$ ,  $-(CR^{14}R^{15})_nOC(=Y)R^{11}$ ,  $-(CR^{14}R^{15})_nOC(=Y)OR^{11}$ ,  $-(CR^{14}R^{15})_nOC(=Y)NR^{11}R^{12}$ ,  $-(CR^{14}R^{15})_nOS(O)_2(OR^{11})$ ,  $-(CR^{14}R^{15})_nOP(=Y)(OR^{11})(OR^{12})$ ,  $-(CR^{14}R^{15})_nOP(OR^{11})(OR^{12})$ ,  $-(CR^{14}R^{15})_nS(O)R^{11}$ ,  $-(CR^{14}R^{15})_nS(O)_2R^{11}$ ,  $-(CR^{14}R^{15})_nS(O)_2NR^{11}R^{12}$ ,  $-(CR^{14}R^{15})_nS(O)(OR^{11})$ ,  $-(CR^{14}R^{15})_nS(O)_2(OR^{11})$ ,  $-(CR^{14}R^{15})_nSC(=Y)R^{11}$ ,  $-(CR^{14}R^{15})_nSC(=Y)OR^{11}$ ,  $-(CR^{14}R^{15})_nSC(=Y)NR^{11}R^{12}$ ,  $C_1-C_{12}$  alkyl,  $C_2-C_8$  alkenyl,  $C_2-C_8$  alkynyl, carbocyclyl, heterocyclyl, aryl, and heteroaryl;



$R^5$  and  $R^6$  are independently selected from H or  $C_1-C_{12}$  alkyl;

$X^1$  is selected from  $R^{11}$ ,  $-OR^{11}$ ,  $-NR^{11}R^{12}$ ,  $-S(O)R^{11}$ , and  $-S(O)_2R^{11}$ ; when  $X^1$  is  $R^{11}$  or  $-OR^{11}$ ,  $R^{11}$  or  $-OR^{11}$  of  $X^1$  and  $-R^5$  are optionally taken together with the nitrogen atom to which they are attached to form a 4-7 membered saturated or unsaturated ring

having 0-2 additional heteroatoms selected from O, S and N, wherein said ring is optionally substituted with one or more groups selected from halo, CN, CF<sub>3</sub>, -OCF<sub>3</sub>, -NO<sub>2</sub>, oxo, -Si(C<sub>1</sub>-C<sub>6</sub> alkyl), -(CR<sup>19</sup>R<sup>20</sup>)<sub>n</sub>C(=Y')R<sup>16</sup>, -(CR<sup>19</sup>R<sup>20</sup>)<sub>n</sub>C(=Y')OR<sup>16</sup>, -(CR<sup>19</sup>R<sup>20</sup>)<sub>n</sub>C(=Y')NR<sup>16</sup>R<sup>17</sup>, -(CR<sup>19</sup>R<sup>20</sup>)<sub>n</sub>NR<sup>16</sup>R<sup>17</sup>, -(CR<sup>19</sup>R<sup>20</sup>)<sub>n</sub>OR<sup>16</sup>, -(CR<sup>19</sup>R<sup>20</sup>)<sub>n</sub>SR<sup>16</sup>, -(CR<sup>19</sup>R<sup>20</sup>)<sub>n</sub>NR<sup>16</sup>C(=Y')R<sup>17</sup>, -(CR<sup>19</sup>R<sup>20</sup>)<sub>n</sub>NR<sup>16</sup>C(=Y')OR<sup>17</sup>, -(CR<sup>19</sup>R<sup>20</sup>)<sub>n</sub>NR<sup>18</sup>C(=Y')NR<sup>16</sup>R<sup>17</sup>, -(CR<sup>19</sup>R<sup>20</sup>)<sub>n</sub>NR<sup>17</sup>SO<sub>2</sub>R<sup>16</sup>, -(CR<sup>19</sup>R<sup>20</sup>)<sub>n</sub>OC(=Y')R<sup>16</sup>, -(CR<sup>19</sup>R<sup>20</sup>)<sub>n</sub>OC(=Y')OR<sup>16</sup>, -(CR<sup>19</sup>R<sup>20</sup>)<sub>n</sub>OC(=Y')NR<sup>16</sup>R<sup>17</sup>, -(CR<sup>19</sup>R<sup>20</sup>)<sub>n</sub>OS(O)<sub>2</sub>(OR<sup>16</sup>), -(CR<sup>19</sup>R<sup>20</sup>)<sub>n</sub>OP(=Y')(OR<sup>16</sup>)(OR<sup>17</sup>), -(CR<sup>19</sup>R<sup>20</sup>)<sub>n</sub>OP(OR<sup>16</sup>)(OR<sup>17</sup>), -(CR<sup>19</sup>R<sup>20</sup>)<sub>n</sub>S(O)R<sup>16</sup>, -(CR<sup>19</sup>R<sup>20</sup>)<sub>n</sub>S(O)<sub>2</sub>R<sup>16</sup>, -(CR<sup>19</sup>R<sup>20</sup>)<sub>n</sub>S(O)<sub>2</sub>NR<sup>16</sup>R<sup>17</sup>, -(CR<sup>19</sup>R<sup>20</sup>)<sub>n</sub>S(O)(OR<sup>16</sup>), -(CR<sup>19</sup>R<sup>20</sup>)<sub>n</sub>S(O)<sub>2</sub>(OR<sup>16</sup>), -(CR<sup>19</sup>R<sup>20</sup>)<sub>n</sub>SC(=Y')R<sup>16</sup>, -(CR<sup>19</sup>R<sup>20</sup>)<sub>n</sub>SC(=Y')OR<sup>16</sup>, -(CR<sup>19</sup>R<sup>20</sup>)<sub>n</sub>SC(=Y')NR<sup>16</sup>R<sup>17</sup>, and R<sup>21</sup>;

X<sup>2</sup> is selected from carbocyclyl, heterocyclyl, aryl, and heteroaryl;

R<sup>11</sup>, R<sup>12</sup> and R<sup>13</sup> are independently H, C<sub>1</sub>-C<sub>12</sub> alkyl, C<sub>2</sub>-C<sub>8</sub> alkenyl, C<sub>2</sub>-C<sub>8</sub> alkynyl, carbocyclyl, heterocyclyl, aryl, or heteroaryl,

or R<sup>11</sup> and R<sup>12</sup> together with the nitrogen to which they are attached form a 3-8 membered saturated, unsaturated or aromatic ring having 0-2 heteroatoms selected from O, S and N, wherein said ring is optionally substituted with one or more groups selected from halo, CN, CF<sub>3</sub>, -OCF<sub>3</sub>, -NO<sub>2</sub>, C<sub>1</sub>-C<sub>6</sub> alkyl, -OH, -SH, -O(C<sub>1</sub>-C<sub>6</sub> alkyl), -S(C<sub>1</sub>-C<sub>6</sub> alkyl), -NH<sub>2</sub>, -NH(C<sub>1</sub>-C<sub>6</sub> alkyl), -N(C<sub>1</sub>-C<sub>6</sub> alkyl)<sub>2</sub>, -SO<sub>2</sub>(C<sub>1</sub>-C<sub>6</sub> alkyl), -CO<sub>2</sub>H, -CO<sub>2</sub>(C<sub>1</sub>-C<sub>6</sub> alkyl), -C(O)NH<sub>2</sub>, -C(O)NH(C<sub>1</sub>-C<sub>6</sub> alkyl), -C(O)N(C<sub>1</sub>-C<sub>6</sub> alkyl)<sub>2</sub>, -N(C<sub>1</sub>-C<sub>6</sub> alkyl)C(O)(C<sub>1</sub>-C<sub>6</sub> alkyl), -NHC(O)(C<sub>1</sub>-C<sub>6</sub> alkyl), -NHSO<sub>2</sub>(C<sub>1</sub>-C<sub>6</sub> alkyl), -N(C<sub>1</sub>-C<sub>6</sub> alkyl)SO<sub>2</sub>(C<sub>1</sub>-C<sub>6</sub> alkyl), -SO<sub>2</sub>NH<sub>2</sub>, -SO<sub>2</sub>NH(C<sub>1</sub>-C<sub>6</sub> alkyl), -SO<sub>2</sub>N(C<sub>1</sub>-C<sub>6</sub> alkyl)<sub>2</sub>, -OC(O)NH<sub>2</sub>, -OC(O)NH(C<sub>1</sub>-C<sub>6</sub> alkyl), -OC(O)N(C<sub>1</sub>-C<sub>6</sub> alkyl)<sub>2</sub>, -OC(O)O(C<sub>1</sub>-C<sub>6</sub> alkyl), -NHC(O)NH(C<sub>1</sub>-C<sub>6</sub> alkyl), -NHC(O)N(C<sub>1</sub>-C<sub>6</sub> alkyl)<sub>2</sub>, -N(C<sub>1</sub>-C<sub>6</sub> alkyl)C(O)NH(C<sub>1</sub>-C<sub>6</sub> alkyl), -N(C<sub>1</sub>-C<sub>6</sub> alkyl)C(O)N(C<sub>1</sub>-C<sub>6</sub> alkyl)<sub>2</sub>, -NHC(O)NH(C<sub>1</sub>-C<sub>6</sub> alkyl), -NHC(O)N(C<sub>1</sub>-C<sub>6</sub> alkyl)<sub>2</sub>, -NHC(O)O(C<sub>1</sub>-C<sub>6</sub> alkyl), and -N(C<sub>1</sub>-C<sub>6</sub> alkyl)C(O)O(C<sub>1</sub>-C<sub>6</sub> alkyl);

R<sup>14</sup> and R<sup>15</sup> are independently selected from H, C<sub>1</sub>-C<sub>12</sub> alkyl, aryl, carbocyclyl, heterocyclyl, and heteroaryl;

m and n are independently selected from 0, 1, 2, 3, 4, 5, or 6;

Y is independently O, NR<sup>11</sup>, or S;

wherein each said alkyl, alkenyl, alkynyl, carbocyclyl, heterocyclyl, aryl and heteroaryl of R<sup>1</sup>, R<sup>2</sup>, R<sup>3</sup>, R<sup>4</sup>, R<sup>5</sup>, R<sup>6</sup>, X<sup>1</sup>, X<sup>2</sup>, R<sup>11</sup>, R<sup>12</sup>, R<sup>13</sup>, R<sup>14</sup>, and R<sup>15</sup> is independently

optionally substituted with one or more groups independently selected from halo, CN, CF<sub>3</sub>, -OCF<sub>3</sub>, -NO<sub>2</sub>, oxo, -Si(C<sub>1</sub>-C<sub>6</sub> alkyl), -(CR<sup>19</sup>R<sup>20</sup>)<sub>n</sub>C(=Y')R<sup>16</sup>, -(CR<sup>19</sup>R<sup>20</sup>)<sub>n</sub>C(=Y')OR<sup>16</sup>, -(CR<sup>19</sup>R<sup>20</sup>)<sub>n</sub>C(=Y')NR<sup>16</sup>R<sup>17</sup>, -(CR<sup>19</sup>R<sup>20</sup>)<sub>n</sub>NR<sup>16</sup>R<sup>17</sup>, -(CR<sup>19</sup>R<sup>20</sup>)<sub>n</sub>OR<sup>16</sup>, -(CR<sup>19</sup>R<sup>20</sup>)<sub>n</sub>SR<sup>16</sup>, -(CR<sup>19</sup>R<sup>20</sup>)<sub>n</sub>NR<sup>16</sup>C(=Y')R<sup>17</sup>, -(CR<sup>19</sup>R<sup>20</sup>)<sub>n</sub>NR<sup>16</sup>C(=Y')OR<sup>17</sup>, -(CR<sup>19</sup>R<sup>20</sup>)<sub>n</sub>NR<sup>18</sup>C(=Y')NR<sup>16</sup>R<sup>17</sup>, -(CR<sup>19</sup>R<sup>20</sup>)<sub>n</sub>NR<sup>17</sup>SO<sub>2</sub>R<sup>16</sup>, -(CR<sup>19</sup>R<sup>20</sup>)<sub>n</sub>OC(=Y')R<sup>16</sup>, -(CR<sup>19</sup>R<sup>20</sup>)<sub>n</sub>OC(=Y')OR<sup>16</sup>, -(CR<sup>19</sup>R<sup>20</sup>)<sub>n</sub>OC(=Y')NR<sup>16</sup>R<sup>17</sup>, -(CR<sup>19</sup>R<sup>20</sup>)<sub>n</sub>OS(O)<sub>2</sub>(OR<sup>16</sup>), -(CR<sup>19</sup>R<sup>20</sup>)<sub>n</sub>OP(=Y')(OR<sup>16</sup>)(OR<sup>17</sup>), -(CR<sup>19</sup>R<sup>20</sup>)<sub>n</sub>OP(OR<sup>16</sup>)(OR<sup>17</sup>), -(CR<sup>19</sup>R<sup>20</sup>)<sub>n</sub>S(O)R<sup>16</sup>, -(CR<sup>19</sup>R<sup>20</sup>)<sub>n</sub>S(O)<sub>2</sub>R<sup>16</sup>, -(CR<sup>19</sup>R<sup>20</sup>)<sub>n</sub>S(O)<sub>2</sub>NR<sup>16</sup>R<sup>17</sup>, -(CR<sup>19</sup>R<sup>20</sup>)<sub>n</sub>S(O)(OR<sup>16</sup>), -(CR<sup>19</sup>R<sup>20</sup>)<sub>n</sub>S(O)<sub>2</sub>(OR<sup>16</sup>), -(CR<sup>19</sup>R<sup>20</sup>)<sub>n</sub>SC(=Y')R<sup>16</sup>, -(CR<sup>19</sup>R<sup>20</sup>)<sub>n</sub>SC(=Y')OR<sup>16</sup>, -(CR<sup>19</sup>R<sup>20</sup>)<sub>n</sub>SC(=Y')NR<sup>16</sup>R<sup>17</sup>, and R<sup>21</sup>;

each R<sup>16</sup>, R<sup>17</sup> and R<sup>18</sup> is independently H, C<sub>1</sub>-C<sub>12</sub> alkyl, C<sub>2</sub>-C<sub>8</sub> alkenyl, C<sub>2</sub>-C<sub>8</sub> alkynyl, carbocyclyl, heterocyclyl, aryl, or heteroaryl, wherein said alkyl, alkenyl, alkynyl, carbocyclyl, heterocyclyl, aryl, or heteroaryl is optionally substituted with one or more groups selected from halo, CN, -OCF<sub>3</sub>, CF<sub>3</sub>, -NO<sub>2</sub>, C<sub>1</sub>-C<sub>6</sub> alkyl, -OH, -SH, -O(C<sub>1</sub>-C<sub>6</sub> alkyl), -S(C<sub>1</sub>-C<sub>6</sub> alkyl), -NH<sub>2</sub>, -NH(C<sub>1</sub>-C<sub>6</sub> alkyl), -N(C<sub>1</sub>-C<sub>6</sub> alkyl)<sub>2</sub>, -SO<sub>2</sub>(C<sub>1</sub>-C<sub>6</sub> alkyl), -CO<sub>2</sub>H, -CO<sub>2</sub>(C<sub>1</sub>-C<sub>6</sub> alkyl), -C(O)NH<sub>2</sub>, -C(O)NH(C<sub>1</sub>-C<sub>6</sub> alkyl), -C(O)N(C<sub>1</sub>-C<sub>6</sub> alkyl)<sub>2</sub>, -N(C<sub>1</sub>-C<sub>6</sub> alkyl)C(O)(C<sub>1</sub>-C<sub>6</sub> alkyl), -NHC(O)(C<sub>1</sub>-C<sub>6</sub> alkyl), -NHSO<sub>2</sub>(C<sub>1</sub>-C<sub>6</sub> alkyl), -N(C<sub>1</sub>-C<sub>6</sub> alkyl)SO<sub>2</sub>(C<sub>1</sub>-C<sub>6</sub> alkyl), -SO<sub>2</sub>NH<sub>2</sub>, -SO<sub>2</sub>NH(C<sub>1</sub>-C<sub>6</sub> alkyl), -SO<sub>2</sub>N(C<sub>1</sub>-C<sub>6</sub> alkyl)<sub>2</sub>, -OC(O)NH<sub>2</sub>, -OC(O)NH(C<sub>1</sub>-C<sub>6</sub> alkyl), -OC(O)N(C<sub>1</sub>-C<sub>6</sub> alkyl)<sub>2</sub>, -OC(O)O(C<sub>1</sub>-C<sub>6</sub> alkyl), -NHC(O)NH(C<sub>1</sub>-C<sub>6</sub> alkyl), -NHC(O)N(C<sub>1</sub>-C<sub>6</sub> alkyl)<sub>2</sub>, -N(C<sub>1</sub>-C<sub>6</sub> alkyl)C(O)NH(C<sub>1</sub>-C<sub>6</sub> alkyl), -N(C<sub>1</sub>-C<sub>6</sub> alkyl)C(O)N(C<sub>1</sub>-C<sub>6</sub> alkyl)<sub>2</sub>, -NHC(O)NH(C<sub>1</sub>-C<sub>6</sub> alkyl), -NHC(O)N(C<sub>1</sub>-C<sub>6</sub> alkyl)<sub>2</sub>, -NHC(O)O(C<sub>1</sub>-C<sub>6</sub> alkyl), and -N(C<sub>1</sub>-C<sub>6</sub> alkyl)C(O)O(C<sub>1</sub>-C<sub>6</sub> alkyl);

or R<sup>16</sup> and R<sup>17</sup> together with the nitrogen to which they are attached form a 3-8 membered saturated, unsaturated or aromatic ring having 0-2 heteroatoms selected from O, S and N, wherein said ring is optionally substituted with one or more groups selected from halo, CN, -OCF<sub>3</sub>, CF<sub>3</sub>, -NO<sub>2</sub>, C<sub>1</sub>-C<sub>6</sub> alkyl, -OH, -SH, -O(C<sub>1</sub>-C<sub>6</sub> alkyl), -S(C<sub>1</sub>-C<sub>6</sub> alkyl), -NH<sub>2</sub>, -NH(C<sub>1</sub>-C<sub>6</sub> alkyl), -N(C<sub>1</sub>-C<sub>6</sub> alkyl)<sub>2</sub>, -SO<sub>2</sub>(C<sub>1</sub>-C<sub>6</sub> alkyl), -CO<sub>2</sub>H, -CO<sub>2</sub>(C<sub>1</sub>-C<sub>6</sub> alkyl), -C(O)NH<sub>2</sub>, -C(O)NH(C<sub>1</sub>-C<sub>6</sub> alkyl), -C(O)N(C<sub>1</sub>-C<sub>6</sub> alkyl)<sub>2</sub>, -N(C<sub>1</sub>-C<sub>6</sub> alkyl)C(O)(C<sub>1</sub>-C<sub>6</sub> alkyl), -NHC(O)(C<sub>1</sub>-C<sub>6</sub> alkyl), -NHSO<sub>2</sub>(C<sub>1</sub>-C<sub>6</sub> alkyl), -N(C<sub>1</sub>-C<sub>6</sub> alkyl)SO<sub>2</sub>(C<sub>1</sub>-C<sub>6</sub> alkyl), -SO<sub>2</sub>NH<sub>2</sub>, -SO<sub>2</sub>NH(C<sub>1</sub>-C<sub>6</sub> alkyl), -SO<sub>2</sub>N(C<sub>1</sub>-C<sub>6</sub> alkyl)<sub>2</sub>, -OC(O)NH<sub>2</sub>, -OC(O)NH(C<sub>1</sub>-C<sub>6</sub> alkyl), -OC(O)N(C<sub>1</sub>-C<sub>6</sub> alkyl)<sub>2</sub>, -OC(O)O(C<sub>1</sub>-C<sub>6</sub> alkyl), -NHC(O)NH(C<sub>1</sub>-C<sub>6</sub> alkyl), -NHC(O)N(C<sub>1</sub>-C<sub>6</sub> alkyl)<sub>2</sub>, -N(C<sub>1</sub>-C<sub>6</sub> alkyl)C(O)NH(C<sub>1</sub>-C<sub>6</sub>

alkyl),  $-\text{N}(\text{C}_1\text{-C}_6 \text{ alkyl})\text{C}(\text{O})\text{N}(\text{C}_1\text{-C}_6 \text{ alkyl})_2$ ,  $-\text{NHC}(\text{O})\text{NH}(\text{C}_1\text{-C}_6 \text{ alkyl})$ ,  $-\text{NHC}(\text{O})\text{N}(\text{C}_1\text{-C}_6 \text{ alkyl})_2$ ,  $-\text{NHC}(\text{O})\text{O}(\text{C}_1\text{-C}_6 \text{ alkyl})$ , and  $-\text{N}(\text{C}_1\text{-C}_6 \text{ alkyl})\text{C}(\text{O})\text{O}(\text{C}_1\text{-C}_6 \text{ alkyl})$ ;

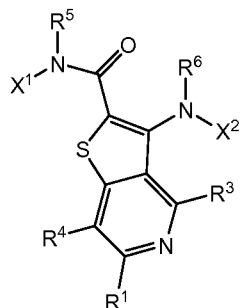
$\text{R}^{19}$  and  $\text{R}^{20}$  are independently selected from H,  $\text{C}_1\text{-C}_{12}$  alkyl,  $-(\text{CH}_2)_n\text{-aryl}$ ,  $-(\text{CH}_2)_n\text{-carbocyclyl}$ ,  $-(\text{CH}_2)_n\text{-heterocyclyl}$ , and  $-(\text{CH}_2)_n\text{-heteroaryl}$ ;

$\text{R}^{21}$  is  $\text{C}_1\text{-C}_{12}$  alkyl,  $\text{C}_2\text{-C}_8$  alkenyl,  $\text{C}_2\text{-C}_8$  alkynyl, carbocyclyl, heterocyclyl, aryl, or heteroaryl, wherein each member of  $\text{R}^{21}$  is optionally substituted with one or more groups selected from halo, oxo, CN,  $-\text{OCF}_3$ ,  $\text{CF}_3$ ,  $-\text{NO}_2$ ,  $\text{C}_1\text{-C}_6$  alkyl,  $-\text{OH}$ ,  $-\text{SH}$ ,  $-\text{O}(\text{C}_1\text{-C}_6 \text{ alkyl})$ ,  $-\text{S}(\text{C}_1\text{-C}_6 \text{ alkyl})$ ,  $-\text{NH}_2$ ,  $-\text{NH}(\text{C}_1\text{-C}_6 \text{ alkyl})$ ,  $-\text{N}(\text{C}_1\text{-C}_6 \text{ alkyl})_2$ ,  $-\text{SO}_2(\text{C}_1\text{-C}_6 \text{ alkyl})$ ,  $-\text{CO}_2\text{H}$ ,  $-\text{CO}_2(\text{C}_1\text{-C}_6 \text{ alkyl})$ ,  $-\text{C}(\text{O})\text{NH}_2$ ,  $-\text{C}(\text{O})\text{NH}(\text{C}_1\text{-C}_6 \text{ alkyl})$ ,  $-\text{C}(\text{O})\text{N}(\text{C}_1\text{-C}_6 \text{ alkyl})_2$ ,  $-\text{N}(\text{C}_1\text{-C}_6 \text{ alkyl})\text{C}(\text{O})(\text{C}_1\text{-C}_6 \text{ alkyl})$ ,  $-\text{NHC}(\text{O})(\text{C}_1\text{-C}_6 \text{ alkyl})$ ,  $-\text{NHSO}_2(\text{C}_1\text{-C}_6 \text{ alkyl})$ ,  $-\text{N}(\text{C}_1\text{-C}_6 \text{ alkyl})\text{SO}_2(\text{C}_1\text{-C}_6 \text{ alkyl})$ ,  $-\text{SO}_2\text{NH}_2$ ,  $-\text{SO}_2\text{NH}(\text{C}_1\text{-C}_6 \text{ alkyl})$ ,  $-\text{SO}_2\text{N}(\text{C}_1\text{-C}_6 \text{ alkyl})_2$ ,  $-\text{OC}(\text{O})\text{NH}_2$ ,  $-\text{OC}(\text{O})\text{NH}(\text{C}_1\text{-C}_6 \text{ alkyl})$ ,  $-\text{OC}(\text{O})\text{N}(\text{C}_1\text{-C}_6 \text{ alkyl})_2$ ,  $-\text{OC}(\text{O})\text{O}(\text{C}_1\text{-C}_6 \text{ alkyl})$ ,  $-\text{NHC}(\text{O})\text{NH}(\text{C}_1\text{-C}_6 \text{ alkyl})$ ,  $-\text{NHC}(\text{O})\text{N}(\text{C}_1\text{-C}_6 \text{ alkyl})_2$ ,  $-\text{N}(\text{C}_1\text{-C}_6 \text{ alkyl})\text{C}(\text{O})\text{NH}(\text{C}_1\text{-C}_6 \text{ alkyl})$ ,  $-\text{N}(\text{C}_1\text{-C}_6 \text{ alkyl})\text{C}(\text{O})\text{N}(\text{C}_1\text{-C}_6 \text{ alkyl})_2$ ,  $-\text{NHC}(\text{O})\text{NH}(\text{C}_1\text{-C}_6 \text{ alkyl})$ ,  $-\text{NHC}(\text{O})\text{N}(\text{C}_1\text{-C}_6 \text{ alkyl})_2$ ,  $-\text{NHC}(\text{O})\text{O}(\text{C}_1\text{-C}_6 \text{ alkyl})$ , and  $-\text{N}(\text{C}_1\text{-C}_6 \text{ alkyl})\text{C}(\text{O})\text{O}(\text{C}_1\text{-C}_6 \text{ alkyl})$ ;

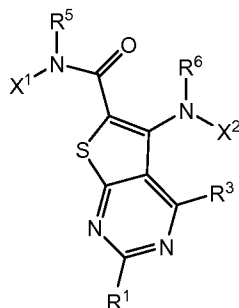
each  $\text{Y}'$  is independently O,  $\text{NR}^{22}$ , or S; and

$\text{R}^{22}$  is H or  $\text{C}_1\text{-C}_{12}$  alkyl.

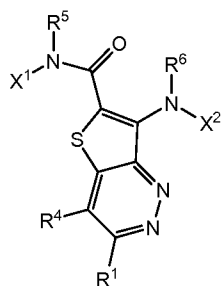
2. The compound of claim 1 selected from Formulae I-b, I-f, I-g, and I-h:



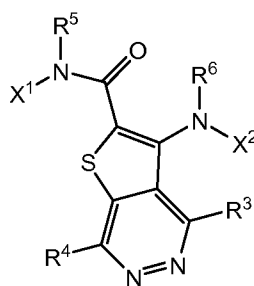
I-b



I-f

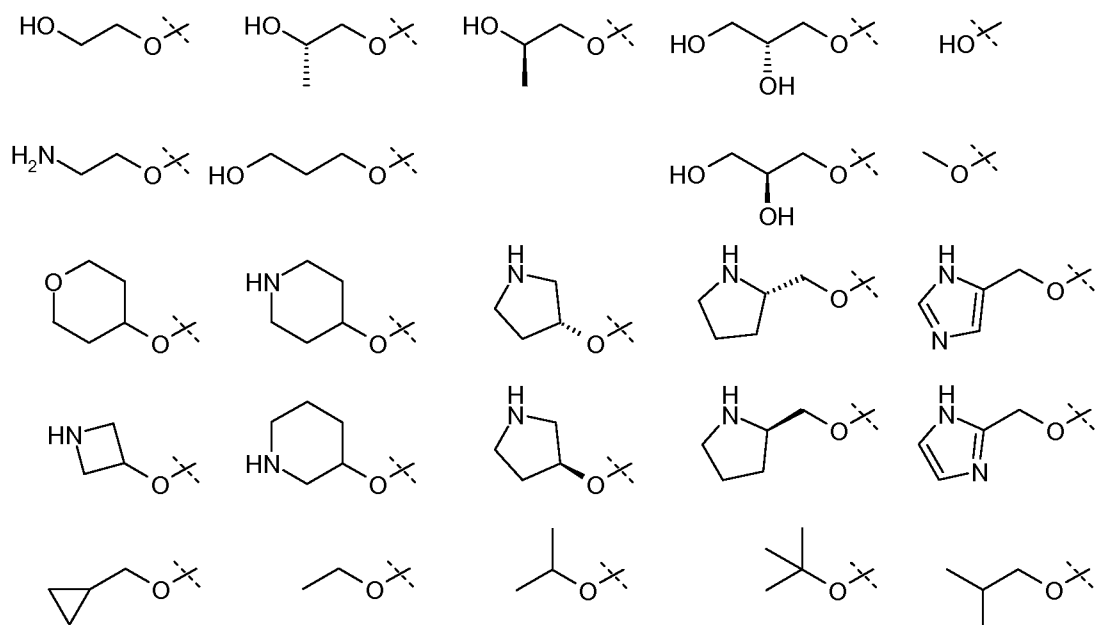


I-g

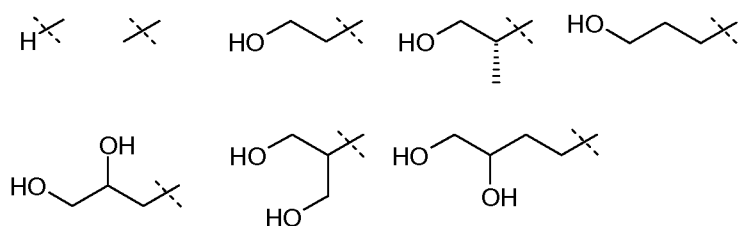


I-h

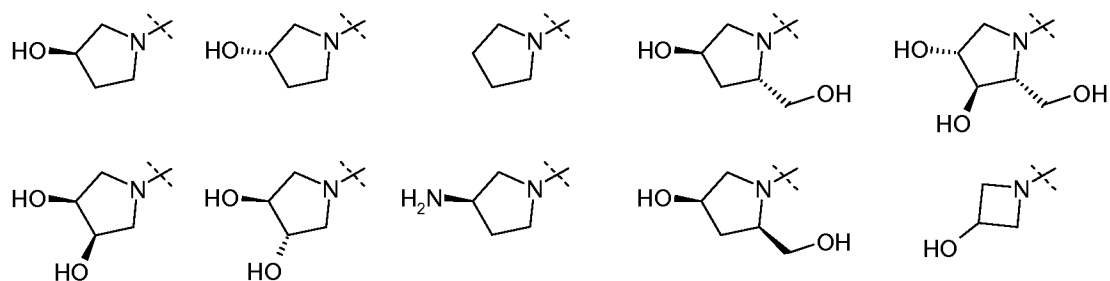
3. The compound of claim 2 wherein  $\text{X}^1$  is selected from:



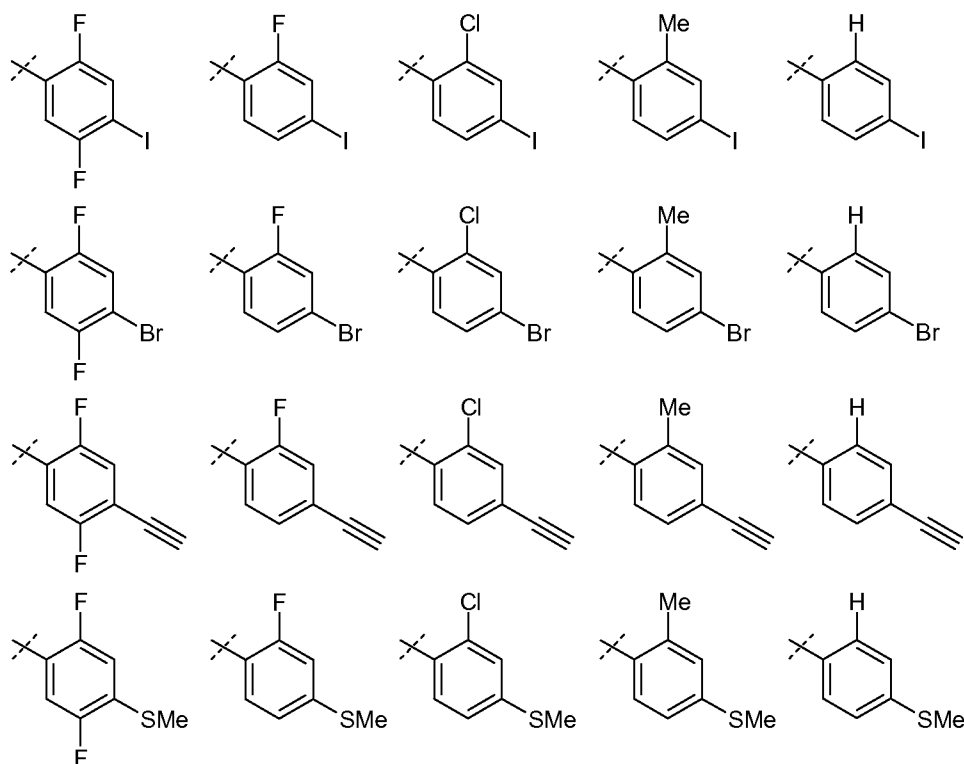
4. The compound of claim 2 wherein X<sup>1</sup> is selected from:



5. The compound of claim 2 wherein X<sup>1</sup> is R<sup>11</sup>, and R<sup>11</sup> and R<sup>5</sup> are taken together with the nitrogen atom to which they are attached to form:



6. The compound of claim 2 wherein  $X^2$  is:



7. The compound of claim 2 wherein  $R^1$  is selected from H,  $CH_3$ ,  $CF_3$ , CN,  $-NR^{11}R^{12}$ ,  $-OR^{11}$ , and Cl.
8. The compound of claim 2 wherein  $R^3$  is selected from H,  $CH_3$ , F, or  $CF_3$ .
9. The compound of claim 2 wherein  $R^4$  is selected from  $CF_3$ , Br, Cl, CN,  $-NR^{11}R^{12}$ ,  $-OR^{11}$ , and  $-C(=O)NR^{11}R^{12}$ .
10. The compound of claim 9 wherein  $R^4$  is selected from Cl, Br, Me, Et, F,  $CHF_2$ ,  $CF_3$  or  $-OH$ .
11. The compound of claim 2 wherein  $R^5$  is H or methyl.
12. The compound of claim 2 wherein  $R^6$  is H or methyl.
13. The compound of claim 1 wherein W is  $OR^{11}$ .
14. The compound of claim 13 wherein W is OH.
15. A compound selected from the title compounds in Examples 5-12.
16. A pharmaceutical composition comprising a compound of any one of claims 1-15, and a pharmaceutically acceptable carrier.
17. The pharmaceutical composition of claim 16, further comprising a second chemotherapeutic agent.
18. The pharmaceutical composition of claim 16, further comprising a second anti-inflammatory agent.

19. A method of inhibiting abnormal cell growth or treating a hyperproliferative disorder in a mammal comprising administering to said mammal a therapeutically effective amount of a pharmaceutical composition of claim 16 or 17.

20. A method of treating an inflammatory disease in a mammal comprising administering to said mammal a therapeutically effective amount of a pharmaceutical composition of claim 16 or 18.

21. The method of claim 19 or 20, wherein said second chemotherapeutic or anti-inflammatory agent is administered to said mammal sequentially or consecutively.

22. A method of treating an autoimmune disease, destructive bone disorder, proliferative disorders, infectious disease, viral disease, fibrotic disease, neurodegenerative disease, pancreatitis or kidney disease in a mammal comprising administering to said mammal a therapeutically effective amount of a pharmaceutical composition of claim 16.

23. The method of claim 22, further comprising administering to said mammal a second therapeutic agent, wherein said second agent is administered to said mammal sequentially or consecutively.

# INTERNATIONAL SEARCH REPORT

International application No

PCT/US2007/076340

## A. CLASSIFICATION OF SUBJECT MATTER

INV. C07D495/04 A61K31/4743 A61P35/00 A61P29/00

According to International Patent Classification (IPC) or to both national classification and IPC

## B. FIELDS SEARCHED

Minimum documentation searched (classification system followed by classification symbols)

C07D

Documentation searched other than minimum documentation to the extent that such documents are included in the fields searched

Electronic data base consulted during the international search (name of data base and, where practical, search terms used)

EPO-Internal, CHEM ABS Data, BEILSTEIN Data

## C. DOCUMENTS CONSIDERED TO BE RELEVANT

Category*	Citation of document, with indication, where appropriate, of the relevant passages	Relevant to claim No.
X	WO 2004/000846 A (CELLTECH R & D LTD [GB]; BROOKINGS DANIEL CHRISTOPHER [GB]; DAVIS JERE) 31 December 2003 (2003-12-31) intermediates 33 and 36	1-3,7,8, 12,13
Y	US 2005/049419 A1 (WALLACE ELI [US] ET AL) 3 March 2005 (2005-03-03) paragraph [0031]; claims 1,21,44,59,72	1-23
Y	US 6 469 004 B1 (BARRETT STEPHEN [US] ET AL) 22 October 2002 (2002-10-22) claims 1,27	1-23
Y	WO 02/06213 A (WARNER LAMBERT CO [US]; BARRETT STEPHEN DOUGLAS [US]; BIWERSI CATHLIN) 24 January 2002 (2002-01-24) cited in the application claims 1,37	1-23
	-/-	

☒ Further documents are listed in the continuation of Box C.

☒ See patent family annex.

\* Special categories of cited documents :

- \*A\* document defining the general state of the art which is not considered to be of particular relevance
- \*E\* earlier document but published on or after the international filing date
- \*L\* document which may throw doubts on priority claim(s) or which is cited to establish the publication date of another citation or other special reason (as specified)
- \*O\* document referring to an oral disclosure, use, exhibition or other means
- \*P\* document published prior to the international filing date but later than the priority date claimed

- \*T\* later document published after the international filing date or priority date and not in conflict with the application but cited to understand the principle or theory underlying the invention
- \*X\* document of particular relevance; the claimed invention cannot be considered novel or cannot be considered to involve an inventive step when the document is taken alone
- \*Y\* document of particular relevance; the claimed invention cannot be considered to involve an inventive step when the document is combined with one or more other such documents, such combination being obvious to a person skilled in the art.
- \*&\* document member of the same patent family

Date of the actual completion of the International search

14 December 2007

Date of mailing of the International search report

03/01/2008

Name and mailing address of the ISA/

European Patent Office, P.B. 5818 Patentlaan 2  
NL - 2280 HV Rijswijk  
Tel. (+31-70) 340-2040, Tx. 31 651 epo nl,  
Fax: (+31-70) 340-3016

Authorized officer

Bakboord, Joan



## INTERNATIONAL SEARCH REPORT

International application No

PCT/US2007/076340

C(Continuation). DOCUMENTS CONSIDERED TO BE RELEVANT

Category*	Citation of document, with indication, where appropriate, of the relevant passages	Relevant to claim No.
Y	WO 03/077914 A (ARRAY BIOPHARMA INC [US]; WALLACE ELI M [US]; LYSSIKATOS JOSEPH P [US]) 25 September 2003 (2003-09-25) cited in the application claims 1,16	1-23
Y	WO 03/077855 A (ARRAY BIOPHARMA INC [US]; WALLACE ELI M [US]; LYSSIKATOS JOSEPH P [US]) 25 September 2003 (2003-09-25) cited in the application claims 1,16	1-23
P,X	US 2007/049603 A1 (MIKNIS GREG [US] ET AL) 1 March 2007 (2007-03-01) claims 37,38; examples 2,3,9,14,16,17,21,22,24,25,179-187	1-23

## INTERNATIONAL SEARCH REPORT

International application No.  
PCT/US2007/076340

### Box No. II Observations where certain claims were found unsearchable (Continuation of item 2 of first sheet)

This international search report has not been established in respect of certain claims under Article 17(2)(a) for the following reasons:

1. ☒ Claims Nos.: 19-23  
because they relate to subject matter not required to be searched by this Authority, namely:  
see FURTHER INFORMATION sheet PCT/ISA/210
2. ☐ Claims Nos.:  
because they relate to parts of the international application that do not comply with the prescribed requirements to such an extent that no meaningful international search can be carried out, specifically:
3. ☐ Claims Nos.:  
because they are dependent claims and are not drafted in accordance with the second and third sentences of Rule 6.4(a).

### Box No. III Observations where unity of invention is lacking (Continuation of item 3 of first sheet)

This International Searching Authority found multiple inventions in this international application, as follows:

1. ☐ As all required additional search fees were timely paid by the applicant, this international search report covers allsearchable claims.
2. ☐ As all searchable claims could be searched without effort justifying an additional fees, this Authority did not invite payment of additional fees.
3. ☐ As only some of the required additional search fees were timely paid by the applicant, this international search reportcovers only those claims for which fees were paid, specifically claims Nos.:
4. ☐ No required additional search fees were timely paid by the applicant. Consequently, this international search report is restricted to the invention first mentioned in the claims; it is covered by claims Nos.:

#### Remark on Protest

- ☐ The additional search fees were accompanied by the applicant's protest and, where applicable, the payment of a protest fee.
- ☐ The additional search fees were accompanied by the applicant's protest but the applicable protest fee was not paid within the time limit specified in the invitation.
- ☐ No protest accompanied the payment of additional search fees.

**FURTHER INFORMATION CONTINUED FROM PCT/ISA/ 210**

Continuation of Box II.1

Although claims 19-23 are directed to a method of treatment of the human/animal body, the search has been carried out and based on the alleged effects of the compound.

# INTERNATIONAL SEARCH REPORT

Information on patent family members

International application No

PCT/US2007/076340

Patent document cited in search report	Publication date	Patent family member(s)	Publication date
WO 2004000846 A	31-12-2003	AU 2003253087 A1	06-01-2004
		BR 0311842 A	15-03-2005
		CA 2487718 A1	31-12-2003
		CN 1671715 A	21-09-2005
		EP 1551848 A1	13-07-2005
		IS 7652 A	18-01-2005
		JP 2005530838 T	13-10-2005
		KR 20060013331 A	09-02-2006
		MX PA04012746 A	23-03-2005
		NZ 537740 A	31-03-2006
		UA 78578 C2	10-04-2007
		US 2006004025 A1	05-01-2006
		ZA 200500524 A	30-08-2006
US 2005049419 A1	03-03-2005	CN 1874769 A	06-12-2006
		US 2006189808 A1	24-08-2006
		US 2006189649 A1	24-08-2006
		US 2006189668 A1	24-08-2006
		US 2005054701 A1	10-03-2005
US 6469004	B1	22-10-2002	NONE
WO 0206213 A	24-01-2002	AR 033542 A1	26-12-2003
		AU 7349801 A	30-01-2002
		BG 107564 A	30-09-2003
		BR 0112584 A	17-06-2003
		CA 2416685 A1	24-01-2002
		CN 1446197 A	01-10-2003
		CZ 20030069 A3	13-08-2003
		EA 5818 B1	30-06-2005
		EE 200300030 A	15-10-2004
		EP 1301472 A2	16-04-2003
		HK 1055943 A1	13-01-2006
		HR 20030083 A2	30-04-2003
		HU 0302781 A2	29-12-2003
		IS 6666 A	31-12-2002
		JP 3811775 B2	23-08-2006
		JP 2004504294 T	12-02-2004
		MA 26930 A1	20-12-2004
		NO 20030249 A	12-02-2003
		NZ 524120 A	26-08-2005
		OA 12333 A	06-04-2004
		PL 365775 A1	10-01-2005
		SK 422003 A3	04-11-2003
		UA 76425 C2	15-07-2003
		YU 2503 A	25-05-2006
		ZA 200300348 A	13-04-2004
WO 03077914 A	25-09-2003	AU 2003218157 A1	29-09-2003
		CA 2478374 A1	25-09-2003
		CN 1652776 A	10-08-2005
		EP 1482932 A1	08-12-2004
		IS 7442 A	09-09-2004
		JP 2005530709 T	13-10-2005
		MX PA04008893 A	20-06-2005
		NZ 535158 A	29-06-2007
		UA 77765 C2	15-11-2004

# INTERNATIONAL SEARCH REPORT

Information on patent family members

International application No

PCT/US2007/076340

Patent document cited in search report		Publication date		Patent family member(s)	Publication date
WO 03077855	A	25-09-2003	AU	2003220202 A1	29-09-2003
			CA	2478534 A1	25-09-2003
			CN	1652792 A	10-08-2005
			EP	1482944 A2	08-12-2004
			JP	2005526076 T	02-09-2005
			MX	PA04008894 A	20-06-2005
			RU	2300528 C2	10-06-2007
			UA	76837 C2	15-12-2004
US 2007049603	A1	01-03-2007	WO	2007027855 A2	08-03-2007