

[54] CHAIR

[76] Inventor: Steven D. Gageby, 2025 N. Bradley
St., St. Paul, Minn. 55117

[*] Notice: The portion of the term of this patent
subsequent to Oct. 10, 1992, has been
disclaimed.

[**] Term: 14 Years

[21] Appl. No.: 58,909

[22] Filed: Jul. 19, 1979

[51] Int. Cl. D6—01

[52] U.S. Cl. D6/75; D6/78

[58] Field of Search D6/20, 29, 30, 31, 47-78

[56] References Cited

U.S. PATENT DOCUMENTS

D. 103,408	3/1937	Reischmann	D6/76
D. 249,850	10/1978	Gageby	D6/75
D. 249,851	10/1978	Gageby	D6/75
D. 250,680	1/1979	Gageby	D6/75

Primary Examiner—Bruce W. Dunkins

[57] CLAIM

The ornamental design for a chair, as shown and described.

DESCRIPTION

FIG. 1 is a front elevation view of a chair showing my new design, the recessed areas are shaded for color contrast;

FIG. 2 is a side elevation view thereof, the undisclosed side being substantially identical with the side shown, the recessed areas are shaded for color contrast;

FIG. 3 is a rear elevation view thereof, the recessed areas are shaded for color contrast;

FIG. 4 is a top view thereof, the recessed area is shaded for color contrast;

FIG. 5 is a cross-section taken on line 5—5 of FIG. 2, the recessed areas are shaded for color contrast;

FIG. 6 is a second embodiment of FIG. 1, the sole difference being the seating unit is curved, the recessed areas are shaded for color contrast;

FIG. 7 is a third embodiment of FIG. 1, the recessed areas are shaded for color contrast;

FIG. 8 is a fourth embodiment of FIG. 1, the recessed areas are shaded for color contrast; and

FIG. 9 is a second embodiment of FIG. 2, the sole difference being the back is curved, the recessed areas are shaded for color contrast.

The side of the chair not shown is a mirror image of the side shown.

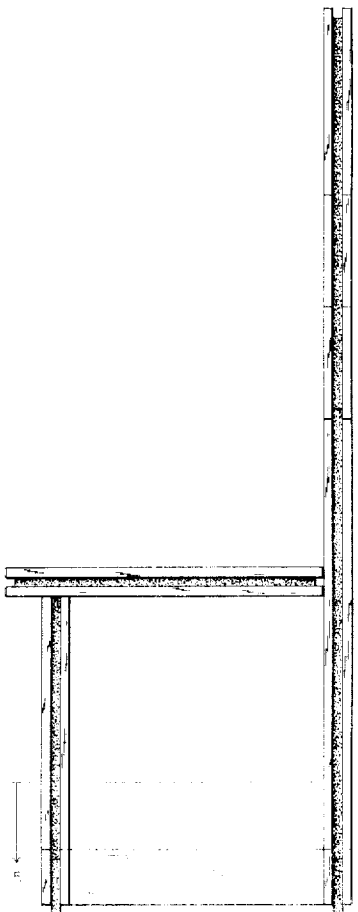


FIG. 1

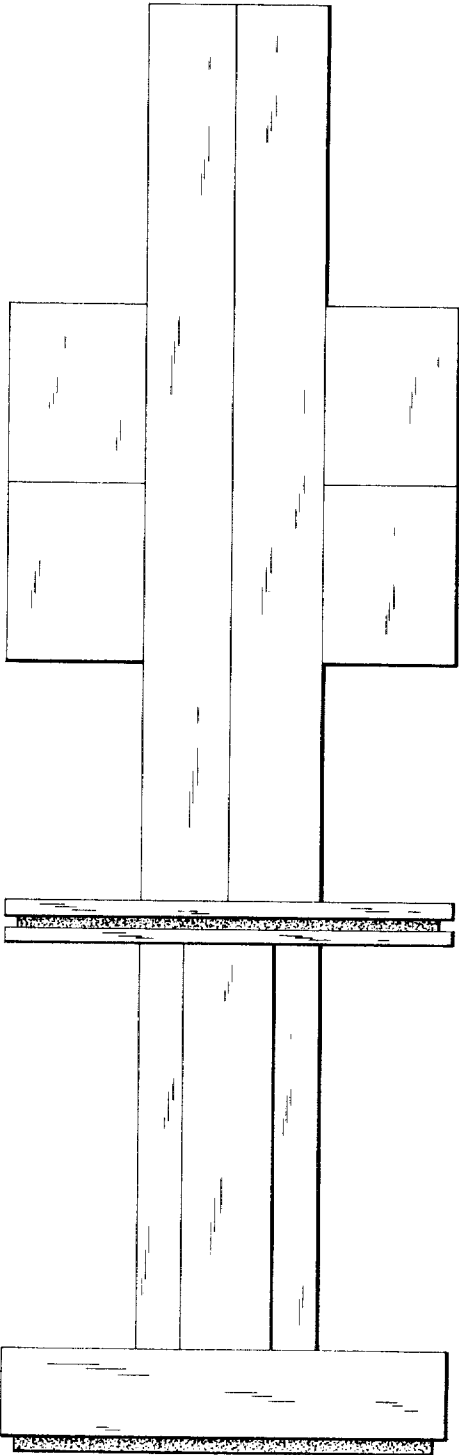


FIG. 2

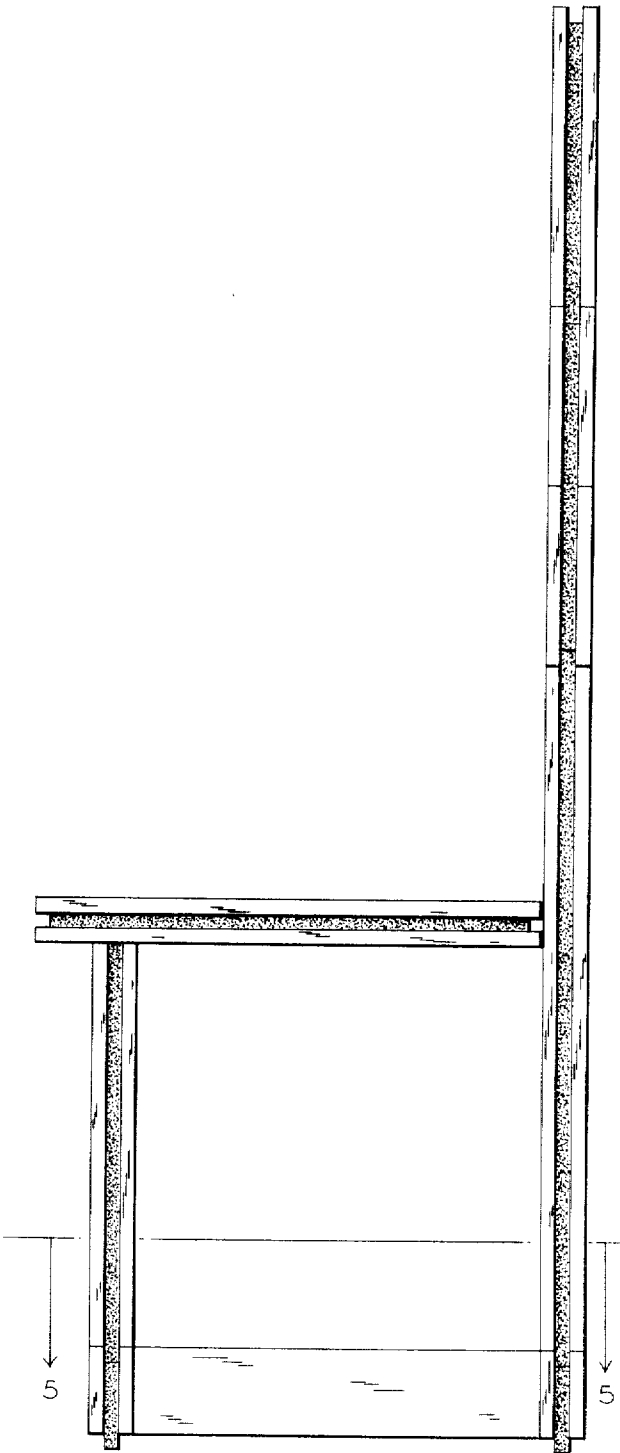


FIG. 3

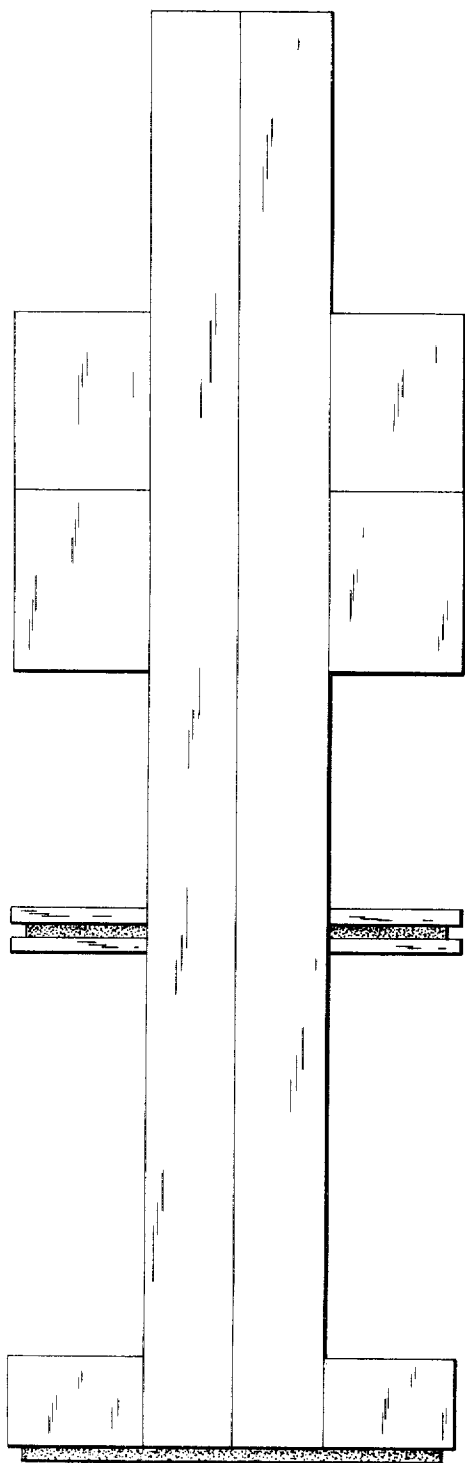


FIG. 4

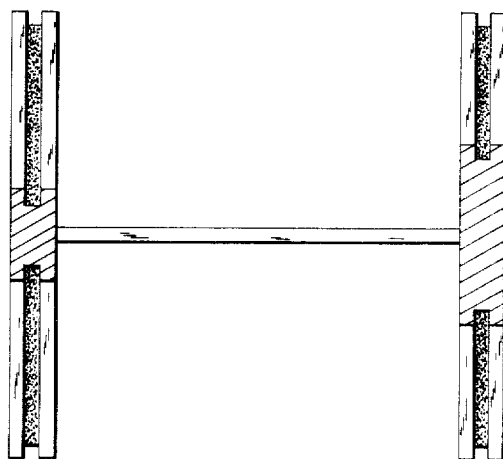



FIG. 5

FIG. 6

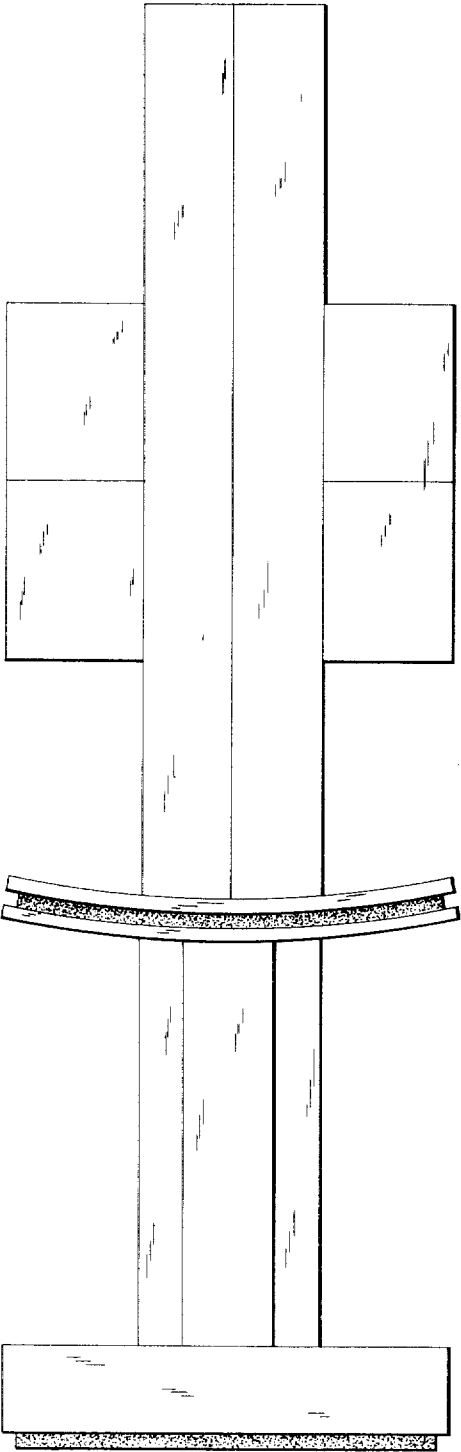


FIG. 7

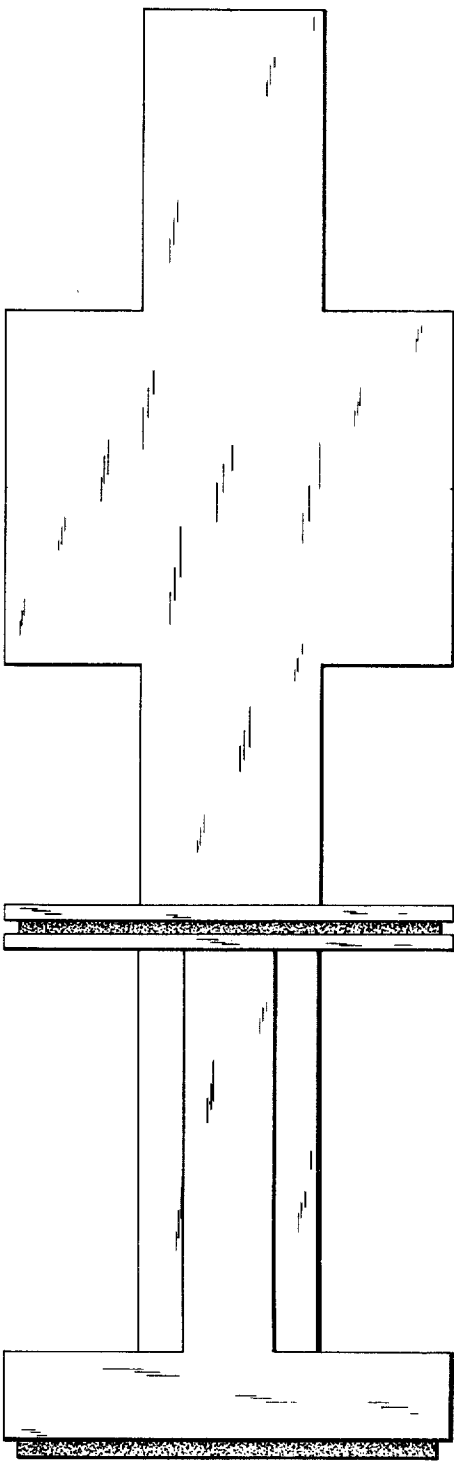


FIG. 8

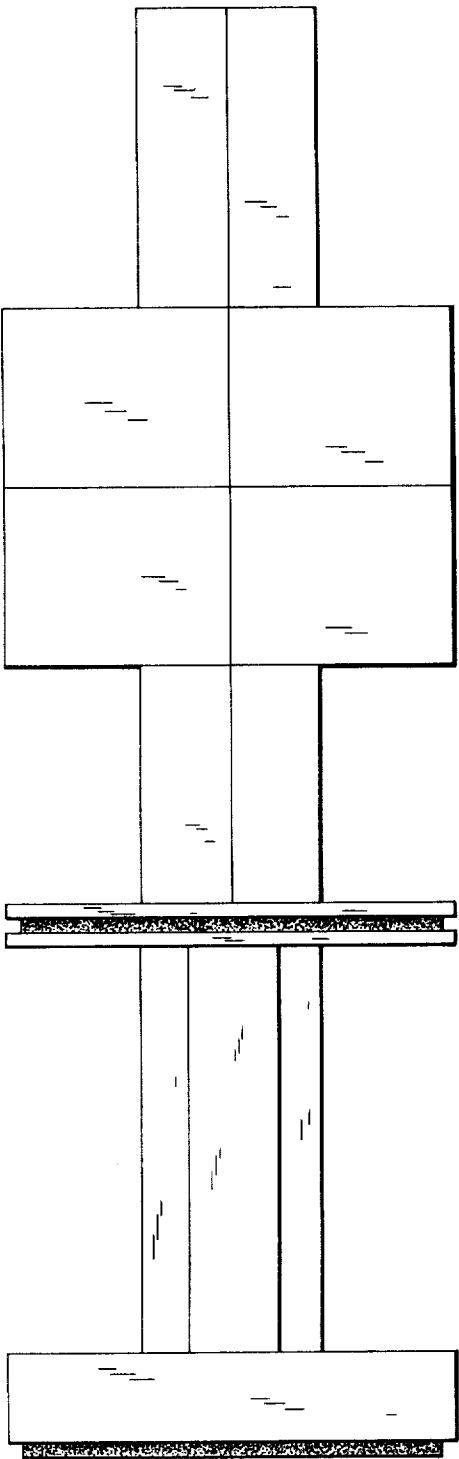


FIG. 9

