



US00D727200S

(12) **United States Design Patent**  
**Kwon**

(10) **Patent No.:** **US D727,200 S**

(45) **Date of Patent:** **\*\* Apr. 21, 2015**

- (54) **RING**
- (71) Applicant: **Harry Winston SA**, Plan-les-Ouates, CA (US)
- (72) Inventor: **Chaeree Kwon**, New York, NY (US)
- (73) Assignee: **Harry Winston SA**, Plan-les-Ouates (CH)

D248,741 S *	8/1978	Barr	.....	D11/33
D327,660 S *	7/1992	Waugh	.....	D11/34
D348,022 S *	6/1994	Sandberg	.....	D11/28
D494,883 S *	8/2004	Pachachi	.....	D11/33
D514,469 S *	2/2006	Race	.....	D11/34
D538,194 S *	3/2007	Hardy	.....	D11/30
D647,419 S *	10/2011	Wong	.....	D11/34
D664,467 S *	7/2012	Marconi	.....	D11/34
D674,311 S *	1/2013	Takahashi	.....	D11/35
D702,585 S *	4/2014	Pasquetti	.....	D11/34

- (\*\*) Term: **14 Years**
- (21) Appl. No.: **29/490,926**

(22) Filed: **May 15, 2014**

(30) **Foreign Application Priority Data**

Nov. 15, 2013 (WO) ..... DM/082 237

- (51) **LOC (10) Cl.** ..... **11-01**
- (52) **U.S. Cl.**

USPC ..... **D11/34**

(58) **Field of Classification Search**

CPC ..... A44C 9/00; A44C 9/0007; A44C 9/0015;  
A44C 9/0038; A44C 9/0046; A44C 9/0053;  
A44C 9/0061; A44C 9/0069; A44C 9/0076;  
A44C 9/0084; A44C 9/009202; A44C 17/02;  
A44C 17/0208; A44C 17/0216; A44C  
17/0233; A44C 17/0241; A44C 17/025;  
A44C 17/0258; A44C 17/0266; A44C 17/0275  
USPC ..... D11/1, 2, 8-9, 26-39, 79, 80, 81, 86,  
D11/91, 92; 63/26-28, 29.1, 29.2, 31, 32,  
63/1.11, 15, 15.1-15.4, 15.45, 15.5, 15.6,  
63/15.65, 15.7, 12, 13

See application file for complete search history.

(56) **References Cited**

**U.S. PATENT DOCUMENTS**

D76,691 S *	10/1928	Lee	.....	D11/35
D85,235 S *	9/1931	Gross	.....	D11/34
D162,748 S *	4/1951	Philippe	.....	D11/4
D176,266 S *	12/1955	Katz	.....	D11/34

**OTHER PUBLICATIONS**

[Online] <http://storage.harrywinston.com/media/images/f6a987c7936a4e3ab9d0877b3c1f3174-450x440.png>. Retrieve Sep. 4, 2014.\*

[Online] [http://www.tiffany.com/Engagement/Item.aspx?mcat=148203&groupSKU=GRP10045&origin=engagement&search\\_params=param+0/2005/0/0/0/1](http://www.tiffany.com/Engagement/Item.aspx?mcat=148203&groupSKU=GRP10045&origin=engagement&search_params=param+0/2005/0/0/0/1). Retrieved Sep. 4, 14.\*

\* cited by examiner

*Primary Examiner* — Garth Rademaker

*Assistant Examiner* — Melanie Pellegrini

(74) *Attorney, Agent, or Firm* — Donald J. Ranft; Kristen A. Mogavero; Collen IP

(57) **CLAIM**

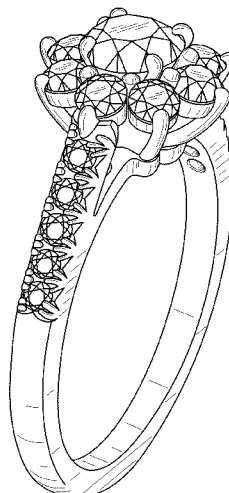
The ornamental design for a ring, as shown and described.

**DESCRIPTION**

FIG. 1 is a front left perspective view of a ring showing my new design;  
FIG. 2 is a rear right perspective view thereof;  
FIG. 3 is a front view thereof;  
FIG. 4 is a rear view thereof;  
FIG. 5 is a left side view thereof;  
FIG. 6 is a right side view thereof;  
FIG. 7 is a top view thereof; and,  
FIG. 8 is a bottom view thereof.

The broken lines shown in the drawings illustrate portions of the ring that form no part of the claimed design.

**1 Claim, 3 Drawing Sheets**



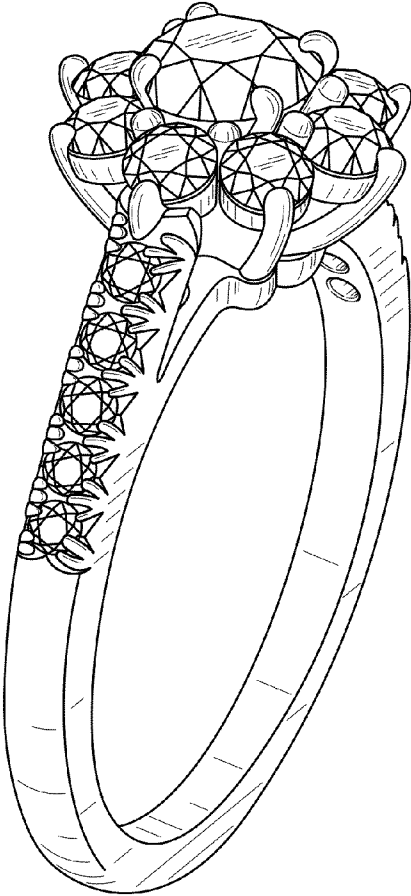


FIG. 1

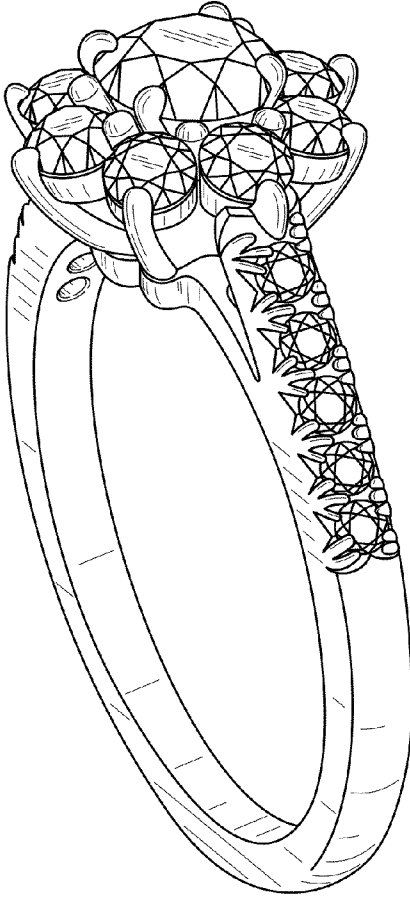


FIG. 2




FIG. 3




FIG. 4

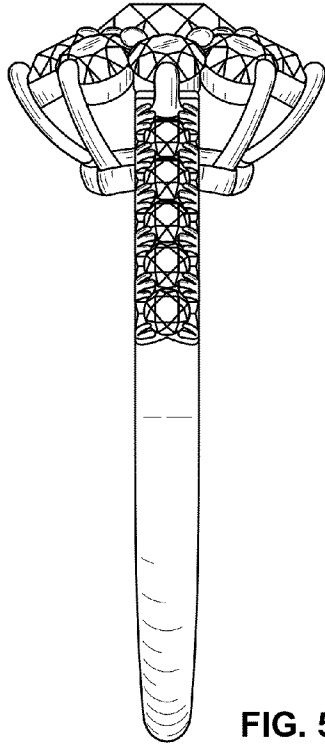


FIG. 5




FIG. 6




FIG. 7

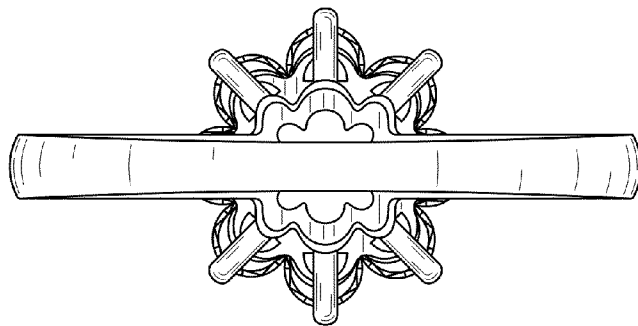


FIG. 8