



US00D501523S

(12) **United States Design Patent** (10) **Patent No.:** **US D501,523 S**
Dogan et al. (45) **Date of Patent:** **** Feb. 1, 2005**

(54) **GOLF CLUB SOLE** D482,421 S * 11/2003 Kessler D21/759

(75) Inventors: **Junichi Dogan**, Osaka (JP); **Shuichi Noguchi**, Osaka (JP); **Isamu Toshinari**, Osaka (JP)

* cited by examiner

Primary Examiner—Mitchell Siegel
(74) *Attorney, Agent, or Firm*—Troutman Sanders LLP; Gerald R. Boss

(73) Assignee: **Mizuno Corporation**, Osaka (JP)

(**) Term: **14 Years**

(57) **CLAIM**

The ornamental design of a golf club sole, as shown in the accompanying drawings.

(21) Appl. No.: **29/197,184**

(22) Filed: **Jan. 12, 2004**

DESCRIPTION

(51) **LOC (7) Cl.** **21-02**

FIG. 1 is a perspective view of a golf club sole of the present design;

(52) **U.S. Cl.** **D21/759**

FIG. 2 is a toe side view of a golf club sole of the present design;

(58) **Field of Search** D21/733, 752, D21/759; 473/324–331, 343–346

FIG. 3 is a heel side view of a golf club sole of the present design;

(56) **References Cited**

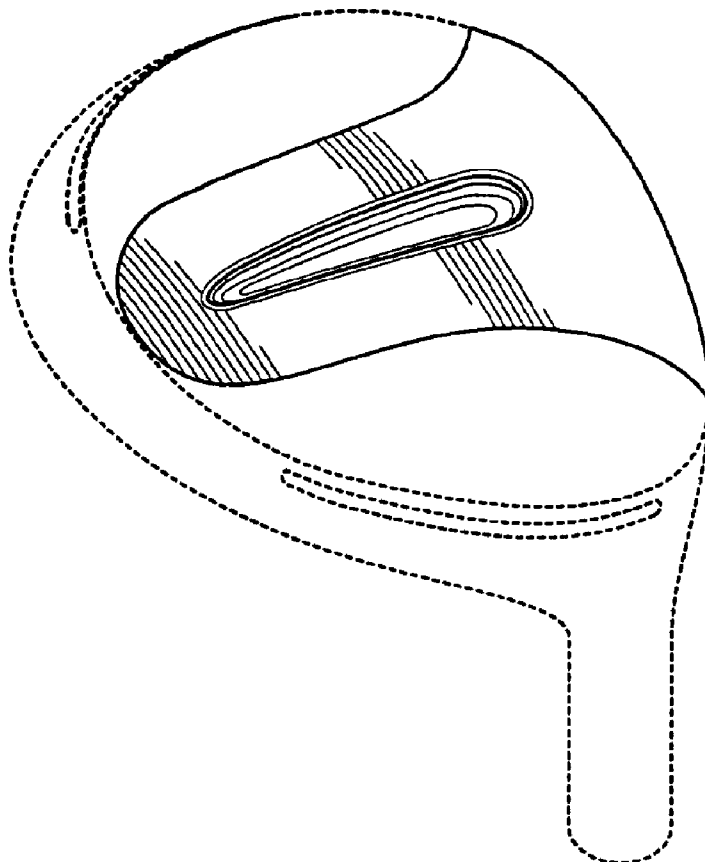
U.S. PATENT DOCUMENTS

D94,549 S	*	2/1935	Jansky	D21/752
D94,550 S	*	2/1935	Jansky	D21/752
3,997,170 A	*	12/1976	Goldberg	473/327
D247,922 S	*	5/1978	Sheldon	D21/752
D460,991 S	*	7/2002	Madore	D21/759
D465,251 S	*	11/2002	Wood et al.	D21/752

FIG. 4 is a sole side view of a golf club sole of the present design; and,

FIG. 5 is a rear view of a golf club sole of the present design. The broken line showing is for illustrative purposes only and forms no part of the claimed design.

1 Claim, 2 Drawing Sheets



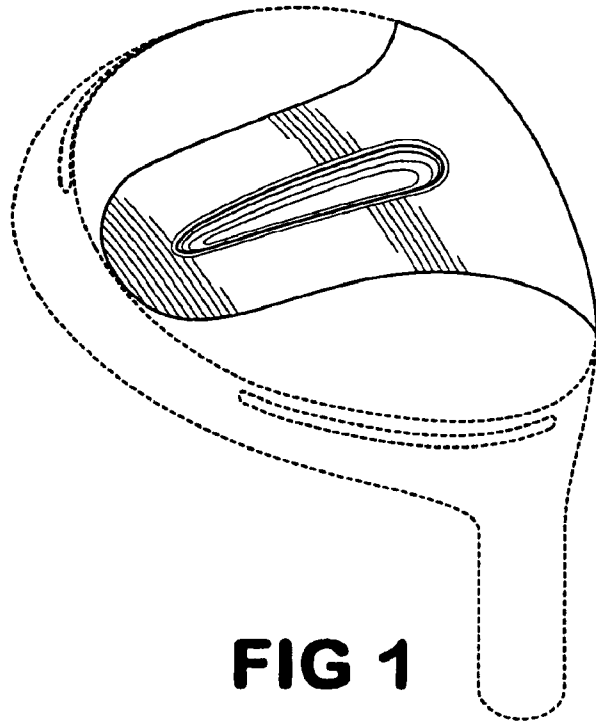


FIG 1

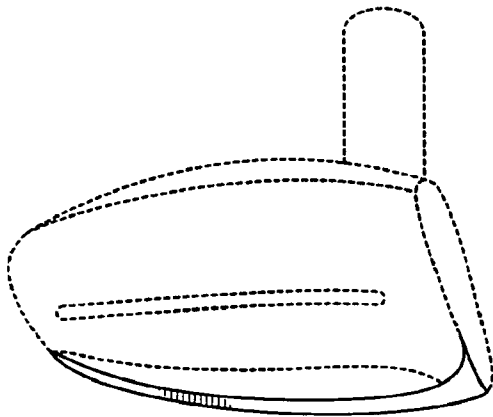


FIG 2

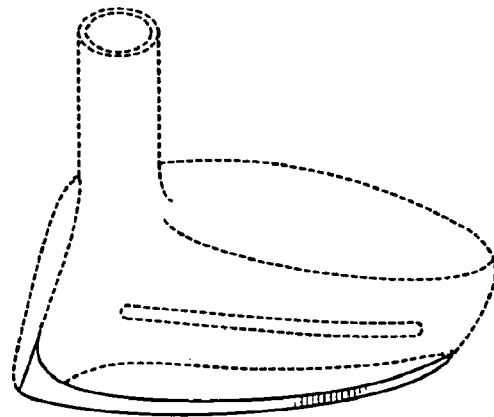


FIG 3

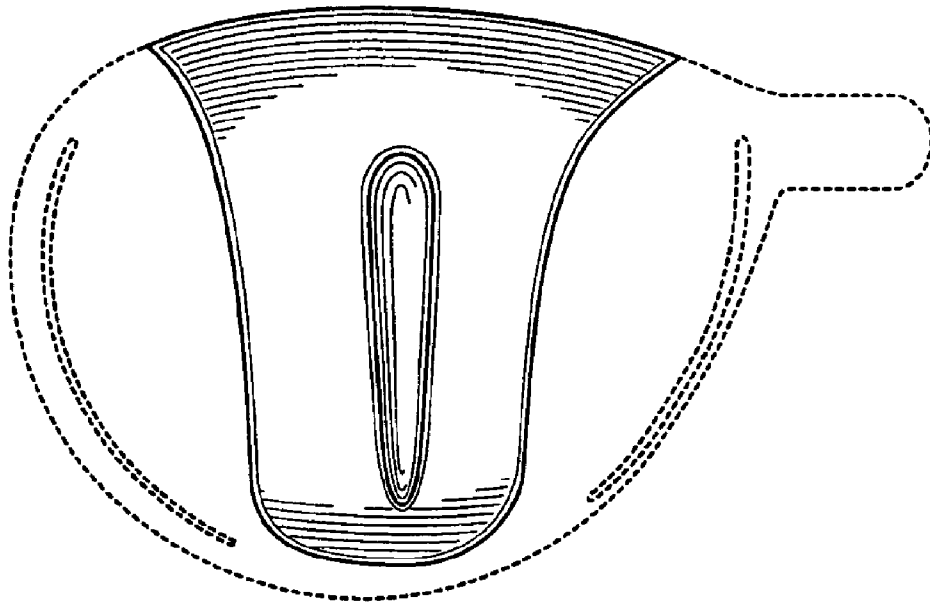


FIG 4

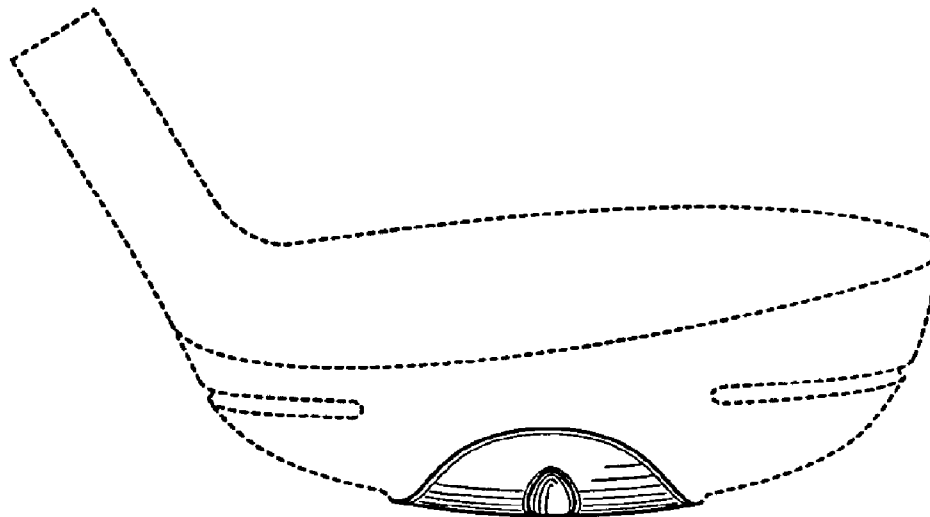


FIG 5