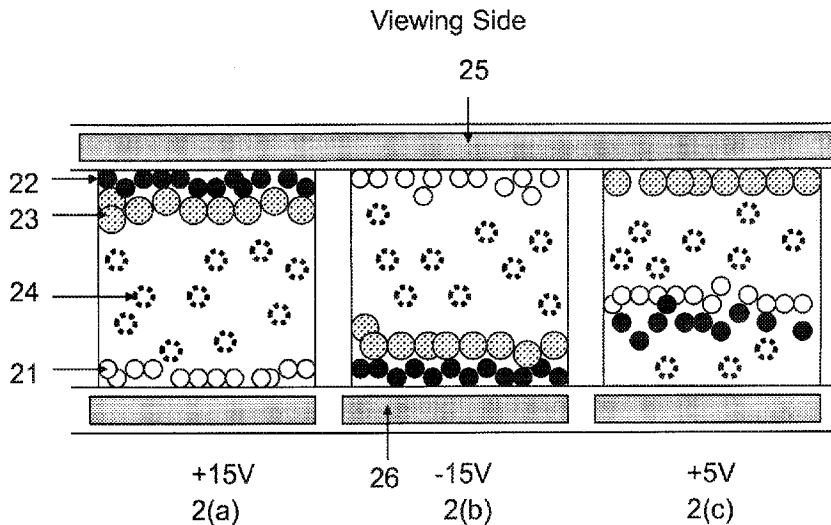




(86) Date de dépôt PCT/PCT Filing Date: 2014/10/02
 (87) Date publication PCT/PCT Publication Date: 2015/04/16
 (45) Date de délivrance/Issue Date: 2022/01/11
 (85) Entrée phase nationale/National Entry: 2016/04/05
 (86) N° demande PCT/PCT Application No.: US 2014/058901
 (87) N° publication PCT/PCT Publication No.: 2015/054030
 (30) Priorité/Priority: 2013/10/11 (US61/890,106)

(51) Cl.Int./Int.Cl. *G02F 1/167* (2019.01),
G02F 1/1675 (2019.01), *G02F 1/23* (2006.01)
 (72) Inventeurs/Inventors:
WANG, MING, US;
DU, HUI, US;
ZANG, HONGMEI, US;
LAXTON, PETER, US
 (73) Propriétaire/Owner:
E INK CALIFORNIA, LLC, US
 (74) Agent: GOWLING WLG (CANADA) LLP

(54) Titre : DISPOSITIF D’AFFICHAGE EN COULEUR
 (54) Title: COLOR DISPLAY DEVICE



(57) Abrégé/Abstract:

The present invention provides a solution for a highlight or multicolor display device, in which each display cell can display high quality color states. More specifically, an electrophoretic fluid is provided which comprises three types of charged particles and a fourth type of particles which is substantially uncharged neutral buoyancy particles, all of which are dispersed in a solvent or solvent mixture.

(12) INTERNATIONAL APPLICATION PUBLISHED UNDER THE PATENT COOPERATION TREATY (PCT)

(19) World Intellectual Property
Organization
International Bureau(10) International Publication Number
WO 2015/054030 A1(43) International Publication Date
16 April 2015 (16.04.2015)(51) International Patent Classification:
G02F 1/167 (2006.01)(21) International Application Number:
PCT/US2014/058901(22) International Filing Date:
2 October 2014 (02.10.2014)

(25) Filing Language: English

(26) Publication Language: English

(30) Priority Data:
61/890,106 11 October 2013 (11.10.2013) US(71) Applicant: **E INK CALIFORNIA, LLC** [US/US]; 47485
Seabridge Drive, Fremont, California 94538 (US).(72) Inventors: **WANG, Ming**; 47485 Seabridge Drive, Fre-
mont, California 94538 (US). **DU, Hui**; 47485 Seabridge
Drive, Fremont, California 94538 (US). **ZANG, Hongmei**;
47485 Seabridge Drive, Fremont, California 94538 (US).
LAXTON, Peter; 47485 Seabridge Drive, Fremont, Cali-
fornia 94538 (US).(74) Agents: **KUNG, Viola T.** et al.; Perkins Coie LLP - PAO,
P. O. Box 1208, Seattle, Washington 98111-1208 (US).(81) Designated States (unless otherwise indicated, for every
kind of national protection available): AE, AG, AL, AM,AO, AT, AU, AZ, BA, BB, BG, BH, BN, BR, BW, BY,
BZ, CA, CH, CL, CN, CO, CR, CU, CZ, DE, DK, DM,
DO, DZ, EC, EE, EG, ES, FI, GB, GD, GE, GH, GM, GT,
HN, HR, HU, ID, IL, IN, IR, IS, JP, KE, KG, KN, KP, KR,
KZ, LA, LC, LK, LR, LS, LU, LY, MA, MD, ME, MG,
MK, MN, MW, MX, MY, MZ, NA, NG, NI, NO, NZ, OM,
PA, PE, PG, PH, PL, PT, QA, RO, RS, RU, RW, SA, SC,
SD, SE, SG, SK, SL, SM, ST, SV, SY, TH, TJ, TM, TN,
TR, TT, TZ, UA, UG, US, UZ, VC, VN, ZA, ZM, ZW.(84) Designated States (unless otherwise indicated, for every
kind of regional protection available): ARIPO (BW, GH,
GM, KE, LR, LS, MW, MZ, NA, RW, SD, SL, ST, SZ,
TZ, UG, ZM, ZW), Eurasian (AM, AZ, BY, KG, KZ, RU,
TJ, TM), European (AL, AT, BE, BG, CH, CY, CZ, DE,
DK, EE, ES, FI, FR, GB, GR, HR, HU, IE, IS, IT, LT, LU,
LV, MC, MK, MT, NL, NO, PL, PT, RO, RS, SE, SI, SK,
SM, TR), OAPI (BF, BJ, CF, CG, CI, CM, GA, GN, GQ,
GW, KM, ML, MR, NE, SN, TD, TG).**Declarations under Rule 4.17:**— as to applicant's entitlement to apply for and be granted a
patent (Rule 4.17(ii))**Published:**

— with international search report (Art. 21(3))

(54) Title: COLOR DISPLAY DEVICE

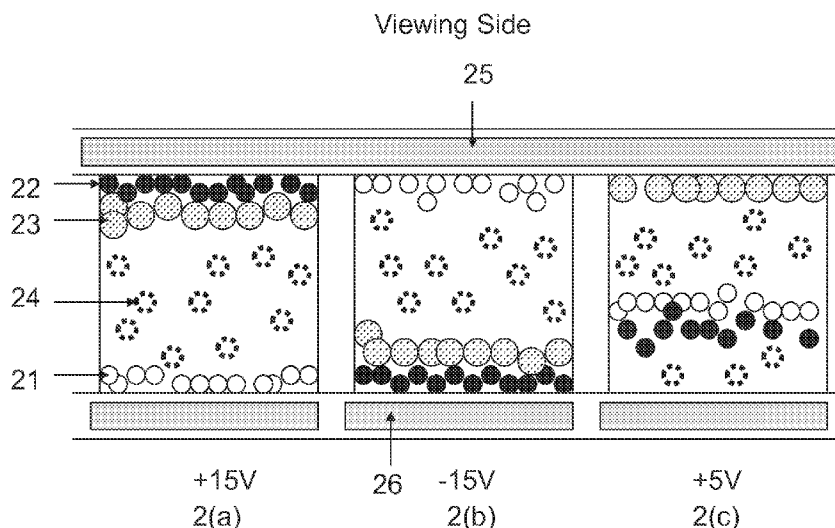


Figure 2

(57) Abstract: The present invention provides a solution for a highlight or multicolor display device, in which each display cell can display high quality color states. More specifically, an electrophoretic fluid is provided which comprises three types of charged particles and a fourth type of particles which is substantially uncharged neutral buoyancy particles, all of which are dispersed in a solvent or solvent mixture.



WO 2015/054030 A1

COLOR DISPLAY DEVICE

Field of the Invention

5

The present invention is directed to an electrophoretic fluid, in particular, an electrophoretic fluid comprising substantially uncharged neutral buoyancy particles for improving optical performance of an electrophoretic display, and an electrophoretic display utilizing such a fluid.

10

Background of the Invention

In order to achieve a color display, color filters are often used. The most common approach is to add color filters on top of black/white sub-pixels of a
15 pixellated display to display the red, green and blue colors. When a red color is desired, the green and blue sub-pixels are turned to the black state so that the only color displayed is red. When the black state is desired, all three-sub-pixels are turned to the black state. When the white state is desired, the three sub-pixels are turned to red, green and blue, respectively, and as a result, a white state is
20 seen by the viewer.

The disadvantage of such a technique is that since each of the sub-pixels has a reflectance of about one third ($1/3$) of the desired white state, the white state is fairly dim. To compensate this, a fourth sub-pixel may be added which can
25 display only the black and white states, so that the white level is doubled at the expense of the red, green or blue color level (where each sub-pixel is only one fourth of the area of the pixel). Brighter colors can be achieved by adding light from the white pixel, but this is achieved at the expense of color gamut to cause the colors to be very light and unsaturated. A similar result can also be achieved
30 by reducing the color saturation of the three sub-pixels. Even with these approaches, the white level is normally substantially less than half of that of a black and white display, rendering it an unacceptable choice for display devices, such as e-readers or displays that need well readable black-white brightness and contrast.

Brief Description of the Drawings

Figure 1 depicts an electrophoretic fluid comprising three types of charged pigment particles and a fourth type of particles which is substantially uncharged neutral buoyancy particles, all of which are dispersed in a solvent or solvent mixture.

Figure 2 depicts one example of the present invention.

10

Summary of the Invention

One aspect of the present invention is directed to a display layer comprising an electrophoretic fluid sandwiched between a common electrode and a layer of pixel electrodes and having first and second surfaces on opposed sides thereof, the electrophoretic fluid comprising a first type of particles, a second type of particles, a third type of particles and a fourth type of particles which is substantially uncharged neutral buoyancy particles, all dispersed in a solvent or solvent mixture, the first, second and third types of particles having respectively first, second and third optical characteristics differing from one another, the first type of particles having a charge of one polarity and the second and third types of particles having charges of the opposite polarity, and the second type of particles having an electric field threshold, such that:

(a) application of an electric field between the common electrode and a pixel electrode, which electric field is greater than the electric field threshold and having the same polarity as the second type of particles causes an area corresponding to the pixel electrode to display the second optical characteristic at the first surface;

(b) application of an electric field between the common electrode and a pixel electrode, which electric field is greater than the electric field threshold and having the same polarity as the first type of particles causes an area corresponding to the pixel electrode to display the first optical characteristic at the first surface; or

(c) once the first optical characteristic is displayed at the first surface, application of an electric field between the common electrode and a pixel electrode, which electric field is the same as, or lower than, the electric field threshold and

WO 2015/054030

PCT/US2014/058901

having the same polarity as the third type of particles causes an area corresponding to the pixel electrode to display the third optical characteristic at the first surface.

5 In one embodiment, the first type of particles and the second type of particles are of the white and black colors, respectively.

In one embodiment, the third type of particles is non-white and non-black.

10 In one embodiment, the optical characteristic is color state.

In one embodiment, the substantially uncharged neutral buoyancy particles are formed from a material selected from the group consisting of polyacrylate, polymethacrylate, polystyrene, polyaniline, polypyrrole, polyphenol and polysiloxane.

15 In one embodiment, the substantially uncharged neutral buoyancy particles are formed from a material selected from the group consisting of poly(pentabromophenyl methacrylate), poly(2-vinylnaphthalene), poly(naphthyl methacrylate), poly(alpha-methylstyrene), poly(N-benzyl methacrylamide) and poly(benzyl methacrylate).

20 In one embodiment, the substantially uncharged neutral buoyancy particles are core-shell particles.

25 In one embodiment, the concentration of the substantially uncharged neutral buoyancy particles in an electrophoretic fluid is in a range of 0.1 to 10% by volume.

In one embodiment, the concentration of the substantially uncharged neutral buoyancy particles in an electrophoretic fluid is in a range of 0.1 to 5% by volume.

30 In one embodiment, the display layer displays the color of the first type of particles, the color of the second type of particles and the color of the third type of particles, but not the color of the fourth type of particles.

Another aspect of the present invention is directed to an electrophoretic fluid which fluid comprises a first type of particles, a second type of particles, a third type of particles and a fourth type of particles, all of which are dispersed in a solvent or solvent mixture, wherein

- 5 (a) the first type of particles and the second type of particles carry opposite charge polarities;
- (b) the third type of particles has the same charge polarity as the first or the second type of particles, but at a lower intensity;
- 10 (c) the first or second type of particles which has the same charge polarity as the third type of pigment particles has a threshold voltage; and
- (d) the fourth type of particles is substantially uncharged neutral buoyancy particles.

Detailed Description of the Invention

15 Aggregation among oppositely charged particles during operation and charged particles sticking to the surface of display cells on the viewing side are two major failure modes for the reliability of an electrophoretic display. So far there has been no effective way to solve this issue without affecting either the

20 mechanical property of the display cell structure or the electro-optical performance of the display device.

This phenomenon is especially pronounced in a fluid system which has multiple types of charged pigment particles. This is because the higher particle

25 concentration in the fluid causes more particle-sticking.

The present inventors now have found that substantially uncharged neutral buoyancy particles may be added in the fluid to eliminate the particle sticking issue without affecting the electro-optical performance of the display device.

30 The term "substantially uncharged" refers to the particles which are either uncharged or carry a charge which is less than 10% of the average charge carried by the other positively charged pigment particles or negatively charged pigment

particles in the same electrophoretic fluid. In one embodiment, the neutral buoyancy particles are uncharged.

5 The term "neutral buoyancy" refers to particles which do not rise or fall with gravity. In other words, the particles would float in the fluid between the two electrode plates. In one embodiment, the density of the neutral buoyancy particles may be the same as the density of the solvent or solvent mixture in which they are dispersed.

10 The electrophoretic fluid of present invention comprises three types of charged pigment particles and a fourth type of particles which is substantially uncharged neutral buoyancy particles, all of which are dispersed in a dielectric solvent or solvent mixture. For ease of illustration, the fluid has three types of charged pigment particles, namely the white particles (11), the black particles (12)
15 and the colored particles (13), and the substantially uncharged neutral buoyancy particles (18), as shown in Figure 1.

However, it is understood that the scope of the invention broadly encompasses particles of any colors as long as the three types of charged
20 particles have visually distinguishable colors.

A display layer utilizing the display fluid of the present invention has two surfaces, a first surface (16) on the viewing side and a second surface (17) on the opposite side of the first surface (16). The display fluid is sandwiched between the
25 two surfaces. On the side of the first surface (16), there is a common electrode (14) which is a transparent electrode layer (e.g., ITO), spreading over the entire top of the display layer. On the side of the second surface (17), there is an electrode layer (15) which comprises a plurality of pixel electrodes (15a). The display fluid is filled in display cells. The display cells may be aligned with or not aligned with the pixel
30 electrodes. An area corresponding to a pixel electrode may be referred to as a pixel or a sub-pixel. The driving of an area corresponding to a pixel electrode is effected by applying a voltage potential difference (or known as an electric field) between the common electrode and the pixel electrode.

The pixel electrodes are described in US Patent No. 7,046,228. It is noted that while active matrix driving with a thin film transistor (TFT) backplane is mentioned for the layer of pixel electrodes, the scope of the present invention encompasses other types of electrode addressing as long as the electrodes serve
5 the desired functions.

For the charged white particles (11), they may be formed from an inorganic pigment, such as TiO₂, ZrO₂, ZnO, Al₂O₃, Sb₂O₃, BaSO₄, PbSO₄ or the like.

10 For the charged black particles (12), they may be formed from CI pigment black 26 or 28 or the like (e.g., manganese ferrite black spinel or copper chromite black spinel) or carbon black.

The third type of charged pigment particles (13) is usually non-black and
15 non-white and it may be of a color such as red, green, blue, magenta, cyan or yellow. The pigments for this type of particles may include, but are not limited to, CI pigment PR 254, PR122, PR149, PG36, PG58, PG7, PB28, PB15:3, PY138, PY150, PY155 or PY20. Those are commonly used organic pigments described in color index handbook "New Pigment Application Technology" (CMC Publishing
20 Co, Ltd, 1986) and "Printing Ink Technology" (CMC Publishing Co, Ltd, 1984). Specific examples include Clariant Hostaperm Red D3G 70-EDS, Hostaperm Pink E-EDS, PV fast red D3G, Hostaperm red D3G 70, Hostaperm Blue B2G-EDS, Hostaperm Yellow H4G-EDS, Hostaperm Green GNX, BASF Irgazine red L 3630, Cinquasia Red L 4100 HD, and Irgazin Red L 3660 HD; Sun Chemical
25 phthalocyanine blue, phthalocyanine green, diarylide yellow or diarylide AAOT yellow.

In addition to the colors, the first, second and third types of charged
30 particles may have other distinct optical characteristics, such as optical transmission, reflectance, luminescence or, in the case of displays intended for machine reading, pseudo-color in the sense of a change in reflectance of electromagnetic wavelengths outside the visible range.

The charged pigment particles may also be particles coated with a polymer layer on their surface and the polymer coating can be prepared through various conventionally known polymerization techniques.

5 The charged pigment particles may carry a natural charge or are charged through the presence of a charge controlling agent.

The percentages of the three types of charged particles in the fluid may vary. For example, the black particle may take up about 0.1% to 10%, preferably
10 0.5% to 5% by volume of the electrophoretic fluid; the white particle may take up about 1% to 50%, preferably 5% to 15% by volume of the fluid; and the colored particle may take up about 2% to 20%, preferably 4% to 10% by volume of the fluid.

15 The concentration of the substantially uncharged neutral buoyancy particles (18) in an electrophoretic fluid is preferably in the range of about 0.1 to about 10% by volume, more preferably in the range of about 0.1 to about 5% by volume.

The term "about" refers to a range which is $\pm 5\%$ of the indicated value.
20

The substantially uncharged neutral buoyancy particles (18) may be formed from a polymeric material. The polymeric material may be a copolymer or a homopolymer.

25 Examples of the polymeric material for the substantially uncharged neutral buoyancy particles may include, but are not limited to, polyacrylate, polymethacrylate, polystyrene, polyaniline, polypyrrole, polyphenol, polysiloxane or the like. More specific examples of the polymeric material may include, but are not limited to, poly(pentabromophenyl methacrylate), poly(2-vinylnaphthalene),
30 poly(naphthyl methacrylate), poly(alpha-methylstyrene), poly(N-benzyl methacrylamide) or poly(benzyl methacrylate).

More preferably, the substantially uncharged neutral buoyancy particles are formed from a polymer which is not soluble in the dielectric solvent of the display fluid, and also has a high refractive index. In one embodiment, the refractive index of the substantially uncharged neutral buoyancy particles is different from that of the solvent or solvent mixture in which the particles are dispersed. However, typically the refractive index of the substantially uncharged neutral buoyancy particles is higher than that of the solvent or solvent mixture. In some cases, the refractive index of the substantially uncharged neutral buoyancy particles may be above 1.45.

10


In one embodiment, the materials for the substantially uncharged neutral buoyancy particles may comprise an aromatic moiety.

The substantially uncharged neutral buoyancy particles may be prepared from monomers through polymerization techniques, such as suspension polymerization, dispersion polymerization, seed polymerization, soap-free polymerization, emulsion polymerization or physical method, including inverse emulsification-evaporation process. The monomers are polymerized in the presence of a dispersant. The presence of the dispersant allows the polymer particles to be formed in a desired size range and the dispersant may also form a layer physically or chemically bonded to the surface of the polymer particles to prevent the particles from agglomeration.

The dispersants preferably has a long chain (of at least eight atoms), which may stabilize the polymer particles in a hydrocarbon solvent. Such dispersants may be an acrylate-terminated or vinyl-terminated macromolecule, which are suitable because the acrylate or vinyl group can co-polymerize with the monomer in the reaction medium.

One specific example of the dispersant is acrylate terminated polysiloxane (Gelest, MCR-M17, MCR-M22),

Another type of suitable dispersants is polyethylene macromonomers, as shown below:



5

The backbone of the macromonomer may be a polyethylene chain and n may be 30-200. The synthesis of this type of macromonomers may be found in Seigou Kawaguchi et al, *Designed Monomers and Polymers*, 2000, 3, 263.

10 If the fluid system is fluorinated, the dispersants are then preferably also fluorinated.

Alternatively, the substantially uncharged neutral buoyancy particles may also be formed from a core particle coated with a polymeric shell and the shell
15 may be formed, for example, from any of the polymeric material identified above.

The core particle may be of an inorganic pigment such as TiO₂, ZrO₂, ZnO, Al₂O₃, CI pigment black 26 or 28 or the like (e.g., manganese ferrite black spinel or copper chromite black spinel), or an organic pigment such as phthalocyanine
20 blue, phthalocyanine green, diarylide yellow, diarylide AAOT yellow, and quinacridone, azo, rhodamine, perylene pigment series from Sun Chemical, Hansa yellow G particles from Kanto Chemical, and Carbon Lampblack from Fisher, or the like.

25 In the case of core-shell substantially uncharged neutral buoyancy particles, they may be formed by a microencapsulation method, such as coacervation, interfacial polycondensation, interfacial cross-linking, in-suit polymerization or matrix polymerization.

30 The size of the substantially uncharged neutral buoyancy particles is preferably in the range of about 100 nanometers to about 5 microns.

There may be other particulate matters in the fluid which are included as additives to enhance performance of the display device, such as switching speed, imaging bistability and reliability.

5 The solvent in which the three types of pigment particles are dispersed is clear and colorless. It preferably has a low viscosity and a dielectric constant in the range of about 2 to about 30, preferably about 2 to about 15 for high particle mobility. Examples of suitable dielectric solvent include hydrocarbons such as isopar, decahydronaphthalene (DECALIN), 5-ethylidene-2-norbornene, fatty oils,
10 paraffin oil, silicon fluids, aromatic hydrocarbons such as toluene, xylene, phenylxylethane, dodecylbenzene or alkylnaphthalene, halogenated solvents such as perfluorodecalin, perfluorotoluene, perfluoroxylene, dichlorobenzotrifluoride, 3,4,5 -trichlorobenzotrifluoride, chloropentafluoro-benzene, dichlorononane or pentachlorobenzene, and perfluorinated solvents such as FC-
15 43, FC-70 or FC-5060 from 3M Company, St. Paul MN, low molecular weight halogen containing polymers such as poly(perfluoropropylene oxide) from TCI America, Portland, Oregon, poly(chlorotrifluoro-ethylene) such as Halocarbon Oils from Halocarbon Product Corp., River Edge, NJ, perfluoropolyalkylether such as Galden from Ausimont or Krytox Oils and Greases K-Fluid Series from DuPont,
20 Delaware, polydimethylsiloxane based silicone oil from Dow-corning (DC -200).

Two of the three types of charged pigment particles carry opposite charge polarities and the third type of charged pigment particles is slightly charged. The term "slightly charged" is intended to refer to the charge level of the particles less
25 than about 50%, preferably about 5% to about 30%, of the charge intensity of the stronger charged particles. In one embodiment, the charge intensity may be measured in terms of zeta potential. In one embodiment, the zeta potential is determined by Colloidal Dynamics AcoustoSizer IIM with a CSPU-100 signal processing unit, ESA EN# Attn flow through cell (K:127). The instrument
30 constants, such as density of the solvent used in the sample, dielectric constant of the solvent, speed of sound in the solvent, viscosity of the solvent, all of which at the testing temperature (25°C) are entered before testing. Pigment samples are dispersed in the solvent (which is usually a hydrocarbon fluid having less than 12

carbon atoms), and diluted to between 5-10% by weight. The sample also contains a charge control agent (Solsperse 17000®, available from Lubrizol Corporation, a Berkshire Hathaway company; "Solsperse" is a Registered Trade Mark), with a weight ratio of 1:10 of the charge control agent to the particles. The mass of the diluted sample is determined and the sample is then loaded into the flow through cell for determination of the zeta potential.

If the black particles are positively charged and the white particles are negatively charged, then the colored pigment particles may be slightly charged. In other words, in this example, the charges carried by the black and the white particles are much more intense than the charge carried by the colored particles.

In addition, the third type of charged particles which carries a slight charge has a charge polarity which is the same as the charge polarity carried by either one of the other two types of the stronger charged particles.

The three types of charged particles may have varying sizes. In one embodiment, one of the three types of particles is larger than the other two types. It is noted that among the three types of particles, the one type of particles which is slightly charged preferably has the larger size. For example, both the black and the white particles are relatively small and their sizes (tested through dynamic light scattering) may range from about 50 nm to about 800 nm and more preferably from about 200 nm to about 700 nm, and in this example, the colored particles which are slightly charged, preferably are about 2 to about 50 times and more preferably about 2 to about 10 times larger than the black particles and the white particles.

The term "threshold voltage" or "electric field threshold", in the context of the present invention, is defined as the maximum electric field that may be applied for a period of time (typically not longer than 30 seconds, preferably not longer than 15 seconds), to a group of particles, without causing the particles to appear at the viewing side of a pixel, when the pixel is driven from a color state different from the color state of the group of particles. The term "viewing side", in the present

application, refers to the first surface in a display layer where images are seen by the viewers.

5 The threshold voltage or electric field threshold is either an inherent characteristic of the charged particles or an additive-induced property.

10 In the former case, the threshold voltage or electric field threshold is generated, relying on certain attraction force between oppositely charged particles or between particles and certain substrate surfaces.

15 In the case of additive-induced threshold voltage or electric field threshold, a threshold agent which induces or enhances the threshold characteristics of an electrophoretic fluid may be added. The threshold agent may be any material which is soluble or dispersible in the solvent or solvent mixture of the electrophoretic fluid and carries or induces a charge opposite to that of the charged particles. The threshold agent may be sensitive or insensitive to the change of applied voltage. The term "threshold agent" may broadly include dyes or pigments, electrolytes or polyelectrolytes, polymers, oligomers, surfactants, charge controlling agents and the like.

20 Additional information relating to the threshold agent may be found in US Patent No. 8,115,729.

25 The following is an example illustrating the present invention.

Example

30 This example is demonstrated in Figure 2. The black particles (22) are assumed to have a threshold voltage of 5V. Therefore, the black particles (22) would not move to the viewing side if an applied voltage potential difference is 5V or lower.

The white pigment particles (21) are negatively charged while the black pigment particles (22) are positively charged, and both types of the pigment particles are smaller than the colored particles (23).

5 The colored particles (23) carry the same charge polarity as the black particles which have the threshold voltage, but are slightly charged. As a result, the black particles move faster than the colored particles (23), when an applied voltage potential is higher than the threshold voltage of the black particles because of the stronger charge intensity they carry.

10

The fourth type of particles is the substantially uncharged neutral buoyancy particles (24).

15 In Figure 2a, the applied voltage potential difference is +15V. In this case, the white particles (21) move to be near or at the pixel electrode (26) and the black particles (22) and the colored particles (23) move to be near or at the common electrode (25). As a result, the black color is seen at the viewing side. The colored particles (23) move towards the common electrode (25); however because their lower charge intensity and larger size, they move slower than the black particles.

20

In Figure 2b, when a voltage potential difference of -15V is applied, the white particles (21) move to be near or at the common electrode (25) and the black particles and the colored particles move to be near or at the pixel electrode (26). As a result, the white color is seen at the viewing side.

25

The colored particles (23) move towards the pixel electrode because they are also positively charged. However, because of their lower charge intensity and larger size, they move slower than the black particles.

30 In Figure 2c, a voltage potential difference of +5V is applied to the fluid in Figure 2(b). In this case, the negatively charged white particles (21) move towards the pixel electrode (26). The black particles (22) move little because of their threshold voltage being 5V. Due to the fact that the colored particles (23) do not

have a significant threshold voltage, they move to be near or at the common electrode (25) and as a result, the color of the colored particles is seen at the viewing side.

5 In one embodiment of this aspect of the present invention, the substantially uncharged neutral buoyancy particles (24) added to the fluid may have a color substantially the same visually to the color of one of the three types of charged pigment particles. For example, in a display fluid, there may be charged black particles, charged white particles, slightly charged colored particles and
10 substantially uncharged neutral buoyancy particles and the substantially uncharged neutral buoyancy particles may be white, black or have the same color as the colored particles.

 In another embodiment, the substantially uncharged neutral buoyancy
15 particles may have a color substantially different from the color of either one of the three types of charged pigment particles.

 A display device comprises an electrophoretic fluid of the present invention which comprises three types of charged particles and a fourth type of particles
20 which is substantially uncharged neutral buoyancy particles, can display the colors of the three types of charged particles respectively, but not the fourth type of particles.

 The presence of the substantially uncharged neutral buoyancy particles in
25 the fluid increases reflection of incident light, especially if the particles are formed from a reflective material. As a result, the contrast ratio can be improved.

 The image stability may be improved by the addition of the substantially uncharged neutral buoyancy particles in the three-charged-particle fluid system.
30 The substantially uncharged neutral buoyancy particles can fill in the gaps resulted from the charged pigment particles being over packed on the surface of an electrode under a driving electrical field, thus preventing the charged pigment particles from settling due to the gravitational force.

In addition, if the substantially uncharged neutral buoyancy particles are white, they may enhance the reflectivity of the display. If they are black, they may enhance the black color displayed.

5 The electrophoretic fluid in an electrophoretic display device is filled in display cells. The display cells may be cup-like microcells as described in US Patent No. 6,930,818. The display cells may also be other types of micro-containers, such as microcapsules, microchannels or equivalents, regardless of their shapes or sizes. All of these are within the scope of the present application.

10

In one embodiment of the present invention, the display device utilizing the present electrophoretic fluid is a high-light display device and in this embodiment, the colored particles are of the same color in all display cells. Each display cell would be a pixel in such a highlight display device if the display cells are aligned
15 with the pixel electrodes. However, the display cells may be aligned with the pixel electrodes or un-aligned with the pixel electrodes, in a highlight display device.

In another embodiment, the display device utilizing the present electrophoretic fluid may be a multi-color display device. In this embodiment, the colored particles are of different colors in the display cells. In this embodiment,
20 the display cells and the pixel electrodes are aligned.

While the present invention has been described with reference to the specific embodiments thereof, it should be understood by those skilled in the art that various
25 changes may be made and equivalents may be substituted without departing from the true spirit and scope of the invention. In addition, many modifications may be made to adapt a particular situation, materials, compositions, processes, process step or steps, to the objective and scope of the present invention. All such modifications are intended to be within the scope of the claims appended hereto.

30

What is claimed is:

1. A display layer comprising an electrophoretic fluid-sandwiched between a common electrode and a layer of pixel electrodes and having a first surface on a viewing side and a second surface on the opposite side of the display layer,

the electrophoretic fluid comprising a first type of particles, a second type of particles, a third type of particles and a fourth type of particles which is substantially uncharged neutral buoyancy particles, all dispersed in a solvent or solvent mixture, wherein the concentration of the substantially uncharged neutral buoyancy particles in the electrophoretic fluid is in a range of 0.1 to 10% by volume,

the first, second and third types of particles having respectively first, second and third optical characteristics differing from one another,

the first type of particles having a charge of one polarity and the second and third types of particles having charges of the opposite polarity to that of the first type of particles, and the second type of particles having an electric field threshold, such that:

(a) application of a voltage potential difference between the common electrode and a pixel electrode to generate an electric field which electric field is stronger than the electric field threshold and the voltage potential difference having the same polarity as the second type of particles, causes an area corresponding to the pixel electrode to display the second optical characteristic at the first surface;

(b) application of a voltage potential difference between the common electrode and a pixel electrode to generate an electric field which electric field is stronger than the electric field threshold and the voltage potential difference having the same polarity as the first type of particles, causes an area corresponding to the pixel electrode to display the first optical characteristic at the first surface; and

(c) once the first optical characteristic is displayed at the first surface, application of a voltage potential difference between the common electrode and a pixel electrode which electric field is the same as, or weaker than, the electric field threshold and the voltage potential difference having the same polarity as the third

type of particles, causes an area corresponding to the pixel electrode to display the third optical characteristic at the first surface, while the first and second particles are adjacent the side opposite the viewing side of the first surface.

2. The layer of Claim 1, wherein the first type of particles and the second type of particles are of the white and black colors, respectively.

3. The layer of Claim 1, wherein the third type of particles is non-white and non-black.

4. The layer of Claim 1, wherein the optical characteristic is color state.

5. The layer of Claim 1, wherein the substantially uncharged neutral buoyancy particles are formed from a material selected from the group consisting of polyacrylate, polymethacrylate, polystyrene, polyaniline, polypyrrole, polyphenol and polysiloxane.

6. The layer of Claim 1, wherein the substantially uncharged neutral buoyancy particles are formed from a material selected from the group consisting of poly(pentabromophenyl methacrylate), poly(2-vinylnaphthalene), poly(naphthyl methacrylate), poly(alpha-methylstyrene), poly(N-benzyl methacrylamide) and poly(benzyl methacrylate).

7. The layer of Claim 1, which displays the color of the first type of particles, the color of the second type of particles and the color of the third type of particles, but not the color of the fourth type of particles.

8 An electrophoretic fluid comprising a first type of particles that are white in color, a second type of particles that are black in color, a third type of particles that are red in color and a fourth type of particles, all of which are dispersed in a solvent or solvent mixture, wherein

- (a) the first type of particles and the second type of particles carry opposite charge polarities;
- (b) the third type of particles has the same charge polarity as the first or the second type of particles, but at a lower intensity;
- (c) the first or second type of particles whichever has the same charge polarity as the third type of particles has a threshold voltage; and
- (d) the fourth type of particles is substantially uncharged neutral buoyancy particles, and the concentration of the substantially uncharged neutral buoyancy particles in the electrophoretic fluid is in a range of 0.1 to 10% by volume.

9 The fluid of Claim 8, wherein the substantially uncharged neutral buoyancy particles are formed from a material selected from the group consisting of polyacrylate, polymethacrylate, polystyrene, polyaniline, polypyrrole, polyphenol and polysiloxane.

10. The fluid of Claim 8, wherein the substantially uncharged neutral buoyancy particles are formed from a material selected from the group consisting of poly(pentabromophenyl methacrylate), poly(2-vinylnaphthalene), poly(naphthyl

methacrylate), poly(alpha-methylstyrene), poly(N-benzyl methacrylamide) and poly(benzyl methacrylate).

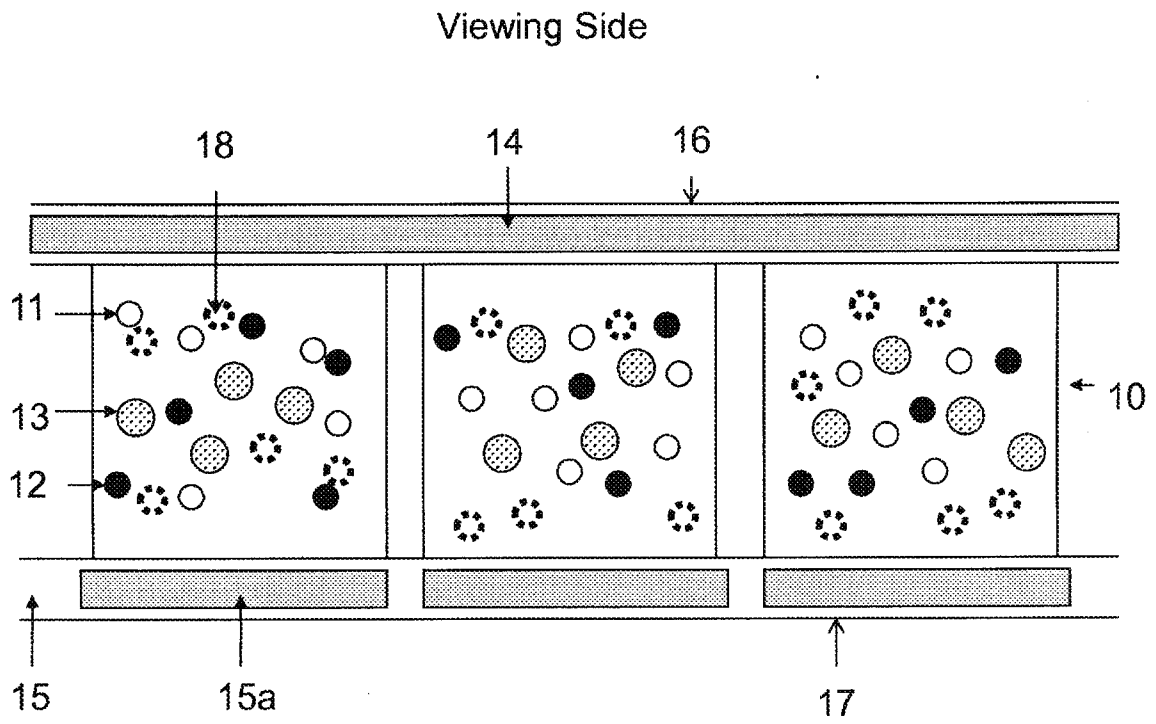


Figure 1

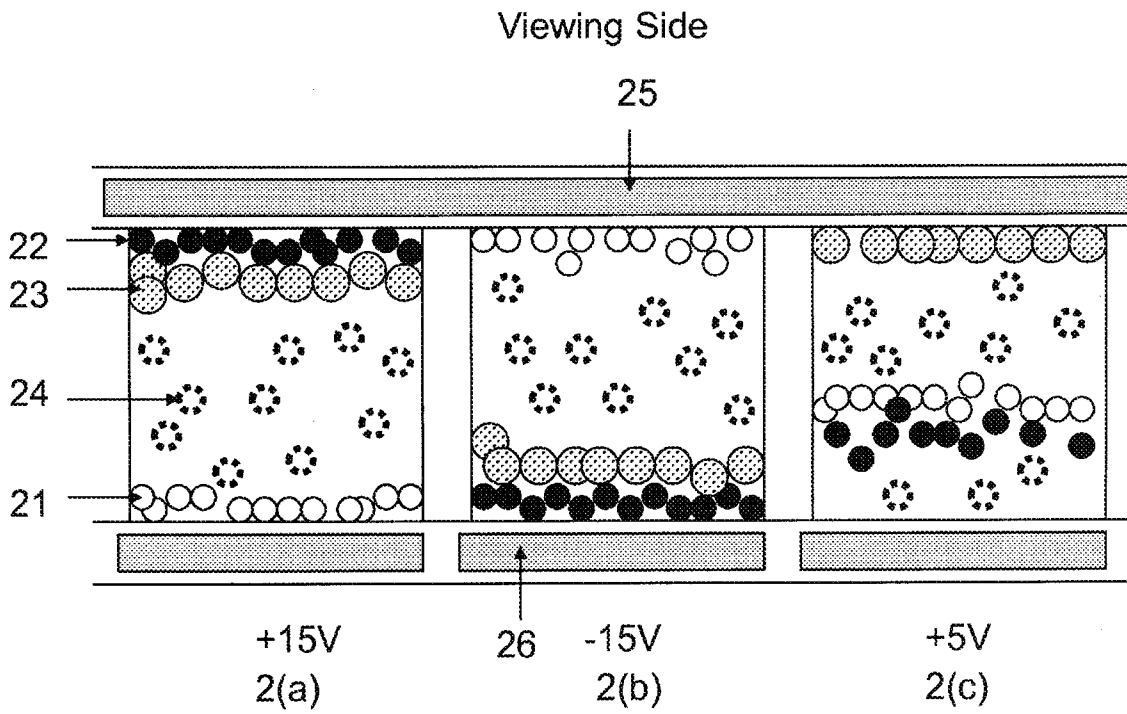


Figure 2

Viewing Side

25

