



US00D367677S

# United States Patent [19]

Noreika

[11] Patent Number: **Des. 367,677**

[45] Date of Patent: **\*\*Mar. 5, 1996**

[54] **VERTICAL HOLDER FOR PAPER INSERTS**

[75] Inventor: **Robert A. Noreika**, Rocky Hill, Conn.

[73] Assignee: **Gastro-Gnomes, Inc.**, West Hartford, Conn.

[\*\*] Term: **14 Years**

[21] Appl. No.: **27,817**

[22] Filed: **Aug. 30, 1994**

[52] U.S. Cl. .... **D20/40; D6/314; D19/90**

[58] Field of Search ..... D19/65, 75, 78, D19/82, 86, 90, 91, 95, 99, 100; D20/10, 39, 40-43; D6/300-314, 449; 211/50; 206/449, 45.34; 248/444.1; 40/152.1, 124.1

[56] **References Cited**

### U.S. PATENT DOCUMENTS

D. 336,661	6/1993	Burgess	.....	D20/40
D. 338,498	8/1993	Burgess	.....	D19/90 X
D. 344,982	3/1994	Noreika	.....	D20/40
D. 350,777	9/1994	Dvorak	.....	D19/90 X

2,113,406	4/1938	Koeble	.....	40/124.1
2,427,629	9/1947	Smith et al.	.....	40/124.1
2,632,269	3/1953	Sanders	.....	116/173
3,086,658	4/1963	Palmer	.....	211/50
4,062,138	12/1977	Warenback	.....	40/124.1

*Primary Examiner*—Martie Thompson  
*Attorney, Agent, or Firm*—Ware, Fressola, Van Der Sluys & Adolphson

### [57] CLAIM

The ornamental design for a vertical holder for paper inserts, as shown and described.

### DESCRIPTION

FIG. 1 is perspective view of a vertical holder for paper inserts showing my new design; FIG. 2 is a top plan view thereof; FIG. 3 is a front view thereof, the rear view being a mirror image thereof; FIG. 4 is a right side view thereof; FIG. 5 is a left side view thereof; and, FIG. 6 is a bottom view thereof.

**1 Claim, 1 Drawing Sheet**

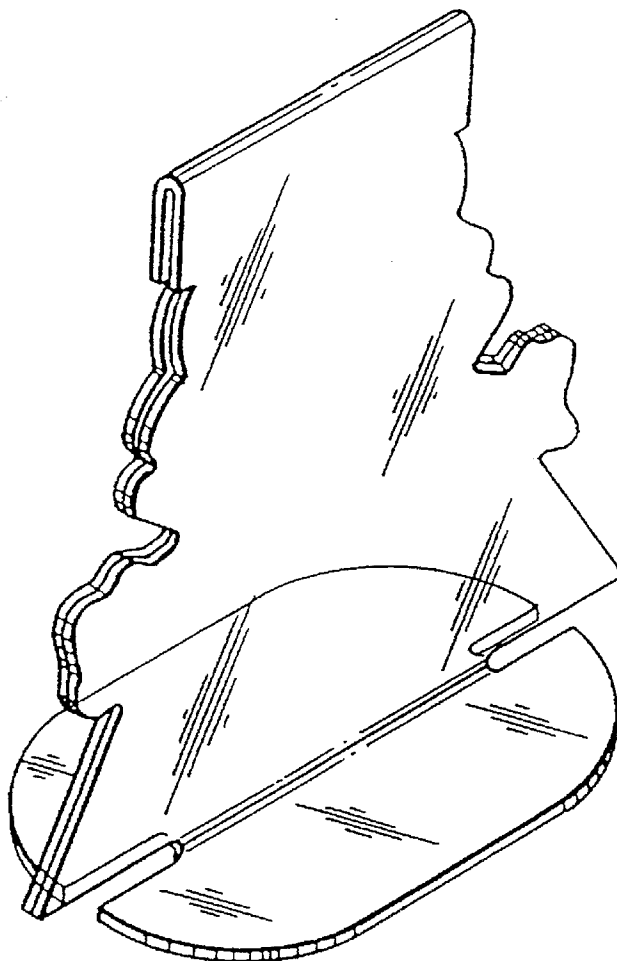


FIG. 1

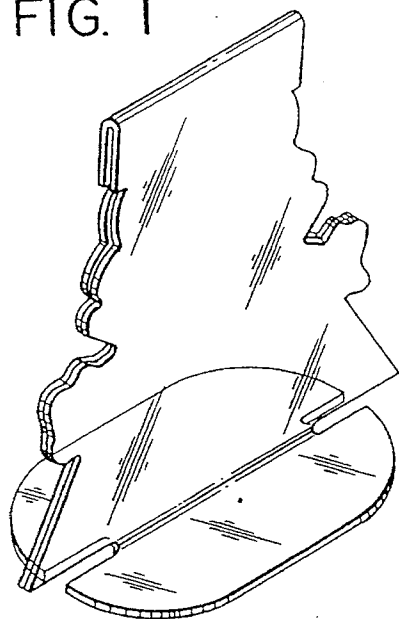


FIG. 4

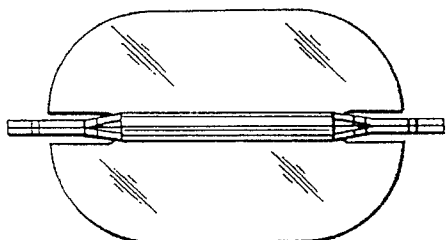
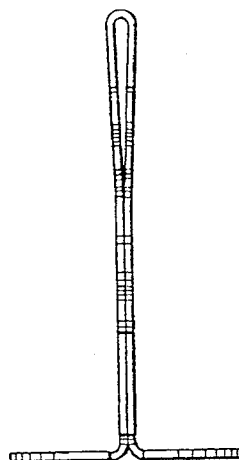


FIG. 2

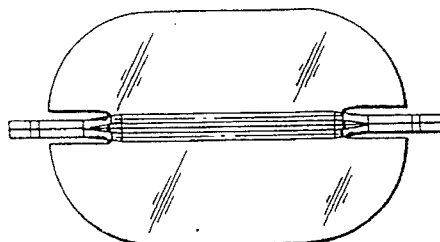


FIG. 6

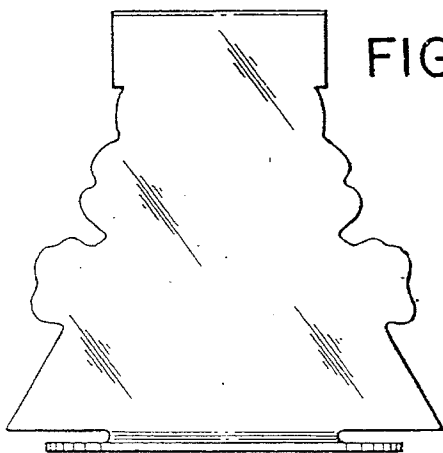


FIG. 3

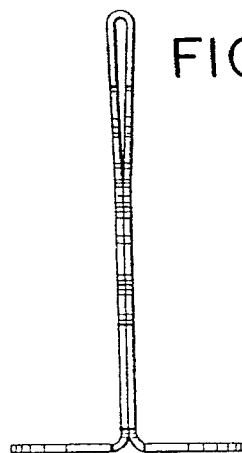


FIG. 5