



US00D373930S

United States Patent [19]
Gruneisen, III

[11] **Patent Number:** **Des. 373,930**
[45] **Date of Patent:** ****Sep. 24, 1996**

[54] **BASKETBALL DRINK CONTAINER**

[75] **Inventor:** **Albert H. Gruneisen, III**, Louisville, Ky.

[73] **Assignee:** **Operational Profit Systems, Inc.**, Louisville, Ky.

[**] **Term:** **14 Years**

[21] **Appl. No.:** **33,601**

[22] **Filed:** **Jan. 17, 1995**

[52] **U.S. Cl.** **D7/515; D7/396.2; D9/307**

[58] **Field of Search** **D7/315, 314, 608, D7/301, 628, 623, 619, 606, 604, 602, 601, 507, 387, 392.1, 396.2, 533; D9/307; 220/574**

[56] **References Cited**

U.S. PATENT DOCUMENTS

D. 249,918	10/1978	Block et al.	D7/514
D. 283,009	3/1986	Jennette	D7/515 X
D. 283,980	5/1986	Haswell	D9/307 X
D. 340,076	10/1993	Turner	D9/307 X
D. 349,278	8/1994	Rigsby	D7/515
D. 355,334	2/1995	Minor	D7/606
D. 360,168	7/1995	Blankenburg et al.	D7/533 X
2,179,188	11/1939	Kitselman, 2d	220/574
3,624,939	12/1971	Gossard	D9/307
4,164,284	8/1979	Witt et al.	D9/307 X

OTHER PUBLICATIONS

Clip on Cup By Sinald, House Beautiful Jul. 1960, p. 6.
Basketball Mug (Bottom Left) Taylor Gifts 1986, p. 92.
Sport Memo Holder (Basketball), Shopping w/ Walter Drake
Catalog Dec. 1991, p. 37.

Primary Examiner—M. N. Pandozzi

Attorney, Agent, or Firm—Middleton & Reutlinger; James C. Eaves, Jr.

[57] **CLAIM**

The ornamental design for a basketball drink container, as shown and described.

DESCRIPTION

FIG. 1 is a front perspective view of the basketball drink container in an "in use" position showing my new design;

FIG. 2 is a left front perspective view of the basketball drink container of the instant invention;

FIG. 3 is a bottom view of the basketball drink container of the instant invention;

FIG. 4 is a top plan view thereof;

FIG. 5 is a side view of the basketball drink container of the instant invention;

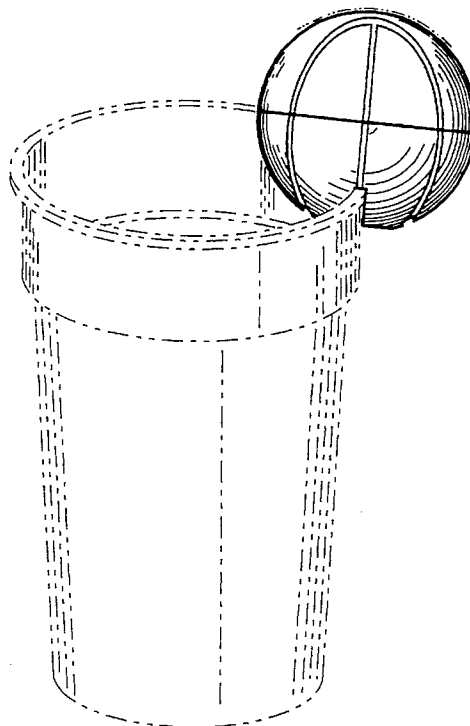
FIG. 6 is a side view of the basketball drink container of the instant invention the view 90 degrees off the view of FIG. 5;

FIG. 7 is a top plan view inside the bottom hemisphere thereof, the top hemisphere removed for ease of illustration; and,

FIG. 8 is a bottom plan view of the top hemisphere thereof, the bottom hemisphere removed for ease of illustration; and,

The broken line showing of the raised word, "logo", in FIGS. 1, 2, 4, 5, and 6 and the cup in FIG. 1 is for illustrative purposes only and forms no part of the claimed design.

1 Claim, 1 Drawing Sheet



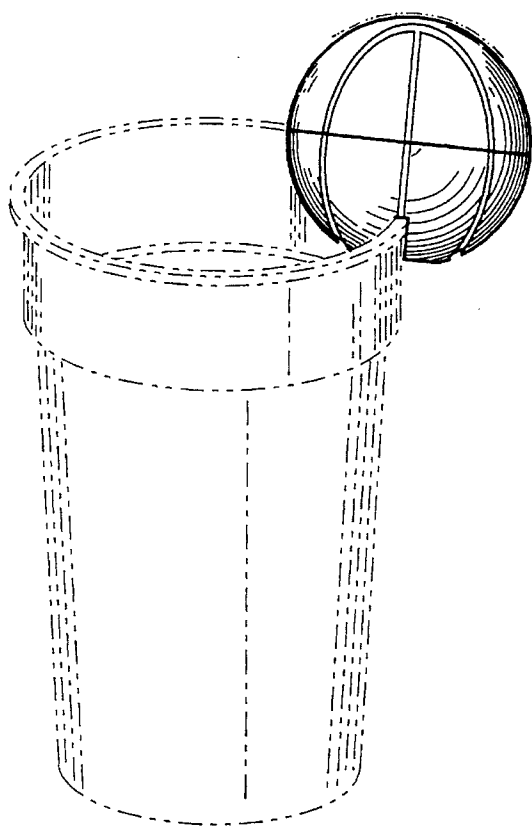


FIG. 1

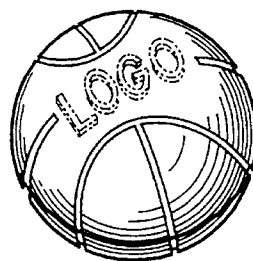


FIG. 2

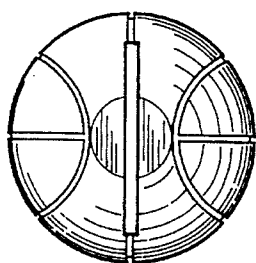


FIG. 3

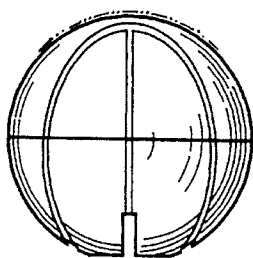


FIG. 5

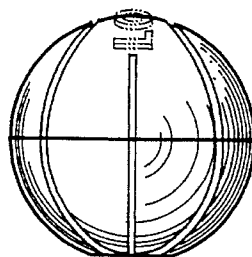


FIG. 6

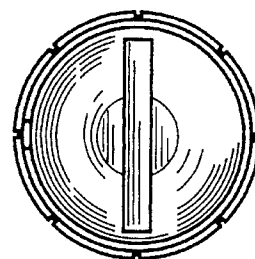


FIG. 7




FIG. 4

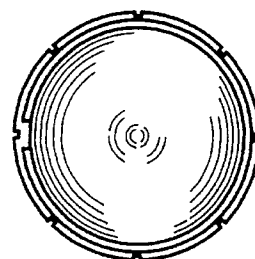


FIG. 8