



US0D1031287S

(12) **United States Design Patent**
Bouroullec et al.

(10) **Patent No.:** **US D1,031,287 S**

(45) **Date of Patent:** **** Jun. 18, 2024**

(54) **FURNITURE ITEM**

(71) Applicant: **Vitra AG**, Birsfelden (CH)

(72) Inventors: **Ronan Bouroullec**, Paris (FR); **Erwan Bouroullec**, Paris (FR)

(73) Assignee: **Vitra AG**, Birsfelden (CH)

(**) Term: **15 Years**

(21) Appl. No.: **29/917,738**

(22) Filed: **Nov. 21, 2023**

Related U.S. Application Data

(62) Division of application No. 29/779,115, filed on Apr. 16, 2021, now Pat. No. Des. 1,011,053.

(30) **Foreign Application Priority Data**

Oct. 16, 2020 (WO) 098684

(51) **LOC (14) Cl.** **06-01**

(52) **U.S. Cl.**
USPC **D6/338**

(58) **Field of Classification Search**

USPC D6/334, 335, 336, 337, 338, 367, 368,
D6/369, 371, 372, 373, 374, 375, 376,
D6/377, 381

CPC E04B 2002/7483; A47B 83/023; A47C
17/02

See application file for complete search history.

(56) **References Cited**

U.S. PATENT DOCUMENTS

D354,818 S *	1/1995	Johnson	D25/58
D560,919 S *	2/2008	Simons, Jr.	D6/381
D681,366 S *	5/2013	Kanthasamy	D6/381
D698,177 S *	1/2014	Nguyen	D6/381
D698,564 S *	2/2014	Behar	D6/381

D740,039 S *	10/2015	Bouroullec	D6/335
D740,040 S *	10/2015	Bouroullec	D6/338
D740,573 S *	10/2015	Bouroullec	D6/332
D775,865 S *	1/2017	Bouroullec	D6/643
D787,206 S *	5/2017	Webb	D6/335
D789,103 S *	6/2017	Webb	D6/336
D791,512 S *	7/2017	Bouroullec	D6/336
D795,604 S *	8/2017	Webb	D6/381
D805,310 S *	12/2017	Grcic	D6/381
D807,655 S *	1/2018	Webb	D6/381
D832,622 S *	11/2018	Goodrum	D6/648
D869,178 S *	12/2019	Vaughan	D6/381
D873,054 S *	1/2020	Bouroullec	D6/643.1
D878,110 S *	3/2020	Pei	D6/643
D883,684 S *	5/2020	Urquiola	D6/335
D884,371 S *	5/2020	Hurford	D6/336
D885,782 S *	6/2020	Gam	D6/381
D901,911 S *	11/2020	Gilles	D6/381
D912,411 S *	3/2021	Anderssen	D6/381
D963,195 S *	9/2022	Yamanashi	D25/16

(Continued)

Primary Examiner — Deanna L Pratt

(74) *Attorney, Agent, or Firm* — Dentons US LLP

(57) **CLAIM**

An ornamental design of a furniture item, as shown and described.

DESCRIPTION

FIG. 1 is a perspective view of a furniture item;

FIG. 2 is a front view thereof;

FIG. 3 is a right view thereof;

FIG. 4 is a back view thereof;



FIG. 5 is a left view thereof;

FIG. 6 is a top view thereof; and,

FIG. 7 is a bottom view thereof.

Various figures are illustrated with various grayscale levels of surface shading to show various contrasting appearances of different portions of this design. No particular color or design pattern is claimed.

1 Claim, 7 Drawing Sheets



(56)

References Cited

U.S. PATENT DOCUMENTS

D965,819	S	*	10/2022	Yamanashi	D25/16
D988,734	S	*	6/2023	Anderssen	D6/336
D1,004,310	S	*	11/2023	Lyons	D6/336
D1,011,053	S	*	1/2024	Bouroullec	D6/381
D1,012,515	S	*	1/2024	Wang	D6/335
D1,012,517	S	*	1/2024	Li	D6/341
D1,013,399	S	*	2/2024	Wang	D6/335
2015/0300010	A1	*	10/2015	Loffler	E04C 2/328 52/36.5
2016/0245005	A1	*	8/2016	Tsuchiyama	E05D 15/06

* cited by examiner



FIG. 1




FIG. 2



FIG. 3




FIG. 4



FIG. 5




FIG. 6




FIG. 7