

(12) STANDARD PATENT
(19) AUSTRALIAN PATENT OFFICE

(11) Application No. **AU 2006209389 B2**

(54) Title
Tights

(51) International Patent Classification(s)
A41D 13/00 (2006.01) **A41C 1/00** (2006.01)
A41B 11/14 (2006.01)

(21) Application No: **2006209389** (22) Date of Filing: **2006.01.11**

(87) WIPO No: **WO06/080190**

(30) Priority Data

(31) Number (32) Date (33) Country
2005-018316 **2005.01.26** **JP**

(43) Publication Date: **2006.08.03**

(44) Accepted Journal Date: **2010.12.23**

(71) Applicant(s)
Yugen Kaisha Nakazawa Kenkyushitsu

(72) Inventor(s)
Nakazawa, Susumu

(74) Agent / Attorney
Davies Collison Cave, 1 Nicholson Street, Melbourne, VIC, 3000

(56) Related Art
JP 2002-220708 A
JP 10-110306 A

(19) 世界知的所有権機関
国際事務局(43) 国際公開日
2006 年 8 月 3 日 (03.08.2006)

PCT

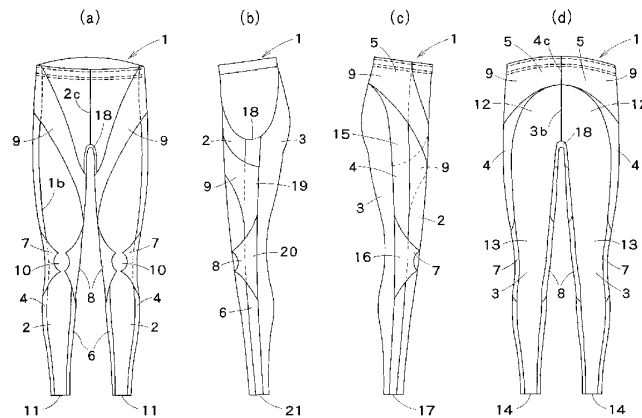
(10) 国際公開番号
WO 2006/080190 A1

- (51) 国際特許分類:
A41D 13/00 (2006.01) A41C 1/00 (2006.01)
A41B 11/14 (2006.01)
- (21) 国際出願番号: PCT/JP2006/300202
- (22) 国際出願日: 2006 年 1 月 11 日 (11.01.2006)
- (25) 国際出願の言語: 日本語
- (26) 国際公開の言語: 日本語
- (30) 優先権データ:
特願2005-018316 2005 年 1 月 26 日 (26.01.2005) JP
- (71) 出願人 (米国を除く全ての指定国について): 有限会社 中澤研究室 (YUGEN KAISHA NAKAZAWA KENKYUSHITSU) [JP/JP]; 〒1300011 東京都墨田区石原一丁目 3 4 番 1 0 号 Tokyo (JP).
- (72) 発明者; および
(75) 発明者/出願人 (米国についてのみ): 中澤 愈 (NAKAZAWA, Susumu) [JP/JP]; 〒1300011 東京都墨田区石原 1-34-10-1101 Tokyo (JP).
- (74) 代理人: 吉武 賢次, 外(YOSHITAKE, Kenji et al.); 〒1000005 東京都千代田区丸の内三丁目 2 番 3 号 富士ビル 3 2 3 号 協和特許法律事務所 Tokyo (JP).
- (81) 指定国 (表示のない限り、全ての種類の国内保護が可能): AE, AG, AL, AM, AT, AU, AZ, BA, BB, BG, BR, BW, BY, BZ, CA, CH, CN, CO, CR, CU, CZ, DE, DK, DM, DZ, EC, EE, EG, ES, FI, GB, GD, GE, GH, GM, HR, HU, ID, IL, IN, IS, JP, KE, KG, KM, KN, KP, KR, KZ, LC, LK, LR, LS, LT, LU, LV, LY, MA, MD, MG, MK, MN, MW, MX, MZ, NA, NG, NI, NO, NZ, OM, PG, PH, PL, PT, RO,

/続葉有/

(54) Title: TIGHTS

(54) 発明の名称: タイツ



(57) **Abstract:** Tights reduced in fatigue and providing excellent comfortable feeling even if worn for a long period by suppressing a swing to increase running stability. The tights comprise a front portion (2) covering areas starting at a front waist part to front ankle parts, rear portions (3) covering areas starting at the lower end of the rear waist part to rear ankle parts, outer portions (4) covering areas starting at the greater trochanter points of side waist parts to outer heel parts, rear waist part extension portions (5) integrally projected from the upper end parts of the outer portions (4) to rear waist part sides and covering the rear waist parts, inner portions (6) covering areas starting at a crotch bottom part to the inner heel parts, outer knee support portions (7) supporting outer knee parts, inner knee support portions (8) supporting inner knee parts, and sartorius muscle and adductor muscle group support portions (9) covering areas starting at the rear waist part to sartorius muscle and adductor muscle group and extending to the upper position of the inner knee support portions (4), the rear waist part extension portions (5), and support portions (6), (7), and (8) are formed of a highly elastic material higher in elasticity than the other portions.

(57) 要約: ぶれ現象を押えて走行安定性を計り、長時間の着用においても疲労度の少ない快適感にすぐれるタイツを提供する。腰部から前足首部までを覆う前部分 2 と、後腰部下端から後足首部までを覆う後部分 3 と、側腰部の大転子点から外踝部までを覆う外側部分 4 と、外側部分 4 の上端部から後腰部側に一体に突出し後腰部を覆う後腰部持出し部分 5 と、股底部から内踝部までを覆う内側部分 6 と、外膝部をサポートする外膝サポート部分 7 と、内膝部をサポートする内膝サポート部分 8 と、後腰部から縫工筋および内転筋群を覆う内膝サポート部分の上方位置まで延びる縫工筋

/続葉有/



RU, SC, SD, SE, SG, SK, SL, SM, SY, TJ, TM, TN, TR,
TT, TZ, UA, UG, US, UZ, VC, VN, YU, ZA, ZM, ZW.

OAPI (BF, BJ, CF, CG, CI, CM, GA, GN, GQ, GW, ML,
MR, NE, SN, TD, TG).

(84) 指定国 (表示のない限り、全ての種類の広域保護が可能): ARIPO (BW, GH, GM, KE, LS, MW, MZ, NA, SD, SL, SZ, TZ, UG, ZM, ZW), ユーラシア (AM, AZ, BY, KG, KZ, MD, RU, TJ, TM), ヨーロッパ (AT, BE, BG, CH, CY, CZ, DE, DK, EE, ES, FI, FR, GB, GR, HU, IE, IS, IT, LT, LU, LV, MC, NL, PL, PT, RO, SE, SI, SK, TR),

添付公開書類:

— 国際調査報告書

2文字コード及び他の略語については、定期発行される各PCTガゼットの巻頭に掲載されている「コードと略語のガイダンスノート」を参照。

TIGHTS

5 TECHNICAL FIELD

The present invention relates to sports tights as outerwear and, more particularly, to tights capable of stably promoting instantaneous motions of a leg and of being comfortably worn for a long time.

10 BACKGROUND OF THE INVENTION

A principal object of designing the basic construction of tights is to fit the tights to the human body in a stationary standing position and functions to adapt to motions of the human body are incorporated into the tights by adding allowances to the basic construction.

In the conventional tights, the elasticity of materials is very important and there is a tendency to rely easy on the ability of the material. Thus motion-adaptive functions are dealt with as secondary importance.

The tights of such basic construction are poorly motion-adaptive, and reaction forces of the stretched elastic materials exert pressure on the human body and often cause physical fatigue. Therefore, it is desirable to design motion-adaptive construction that will reduce reaction forces to the least possible extent when elastic materials are used.

The inventors of the present invention developed tights of motion-adaptive construction disclosed in Jpn. Pat. No. 3241608 (Patent document 1). The tights proposed in Patent document 1 holds portions of the lower half body including the back side of the waist on which the legs move, the greater trochanters (hip joints), the flat ligaments running down along the lateral side of the thigh to the knee, the small collateral ligament extending between the thigh bone and the lower leg bone and the functional chain of the ankle lateral by highly stretchable parts. The highly stretchable parts exert pressure on those portions of the human body every

2006209389 26 Nov 2010

time the legs make a motion to support and stabilize axes of motions of the legs so that the legs are able to make well-balanced, efficient motions. The tights will not compress the human body by excessively high pressure that will load muscles and can be comfortably worn for a long time.

5 It has been proved that the tights proposed in Patent document 1 are effective in properly holding the human body for a middle-distance race and a long-distance race. However, the tights lack a function to pull up the knees when the legs repeat momentary actions during a short-distance race, lack an ability to assist the antagonism of an inner side-pressure on the knee against
10 an outer side-pressure on the knee and cannot suppress the subtle wobbling of the knees.

The inventors of the present invention analyzed the construction of the human body and, particularly, functions of the sartorius and the adductors and found that the adductor divides obliquely a group of muscles longitudinally
15 extending on the front and the outer side of the thigh, such as the femoral rectus, the vast lateral muscles and the flat ligaments running down along the lateral side of the thigh to the knee, and the adductors, takes part of the functions of the groups of muscles and acts in a considerably complicated mode on a leg lifting motion, and that the sartorius and the adductors are
20 related with positioning the lifted knee.

Accordingly, it is desirable to address problems in the prior art and to provide tights capable of suppressing deviation to stabilize running and of being comfortably worn for a long time without causing significant fatigue.

According to the present invention, there is provided a pair of tights
25 comprising:

front parts for covering a waist, a knee, and a front side of an ankle, each of the front parts having:

a lower end portion with a length increased by an allowance amount of length for compensating for pressure to be applied to the knee when the knee
30 is bent; and

an upper end portion with a length shortened by a length corresponding to an amount of slack to be produced when a hip joint is turned;

2006209389 26 Nov 2010

back parts for covering a lower end part of the waist, a hip, and a back side of the ankle, each of the back parts having:

a lower end portion with a length shortened by a length of slack corresponding to a back side of the knee; and

- 5 an upper end portion with a length increased by a length necessary for relaxing a stretched portion extending over a sulcus region in haunches and an inner side of a thigh, and stretching when the knee joint is bent;

outer side parts each curved so as to meander gently and cover a side portion of the waist corresponding to a greater trochanter, an outer side of the knee joint, and an outer side of the ankle, each of the outer side parts having:

a portion corresponding to the greater trochanter and being curved convexly toward a respective one of the back parts; and

a portion corresponding to an outer side of the knee and curved convexly toward the front part;

- 15 back waist projections each formed integrally with a respective one of the outer side parts and projecting from an upper end of the respective one of the outer side parts over a back side of the waist;

inner side parts each gently curved in an L-shape and covering a groin area, an inner side of the thigh, an inner side of the knee, and an inner side of the ankle, each of the inner side parts having a portion corresponding to the inner side of the knee and curved convexly toward the front part;

outer knee support parts each being located on an outer surface of a respective one of the outer side parts and the front parts to support an outer side of the knee, each of the outer knee support parts having a concave portion with a shape substantially corresponding to a shape of the knee;

inner knee support parts each being located on an outer surface of a respective one of the inner side parts and the front parts to support an inner side of the knee, each of the inner knee support parts having a concave portion with a shape substantially corresponding to a shape of the knee, the inner knee support parts being separate from and not directly connected to the outer knee support parts; and

2006209389 26 Nov 2010

sartorius and adductor support parts each covering the back side of the waist, a sartorius muscle, and adductor muscles, each of the sartorius and adductor support parts having a first end portion connected to a respective one of the back waist projections and a second end portion connected to a respective one of the inner knee support parts and a respective one of the inner side parts such that each of the sartorius and adductor support parts extends from the back side of the waist to an upper end of the respective one of the inner knee support parts, each of the sartorius and adductor support parts being shaped such that a width of the second end portion increases closer to the upper end of the respective one of the inner knee support parts;

wherein the first end portion of a right-side one of the sartorius and adductor support parts and the first end portion of a left-side one of the sartorius and adductor support parts are connected together at a center of the back side of the waist such that the sartorius and adductor support parts extend symmetrically from the center of the back side of the waist; and

wherein the outer side parts, the back waist projections, the outer knee support parts, the inner knee support parts, and the sartorius and adductor support parts are formed of a stretchable material having an elastic modulus higher than an elastic modulus of a material forming the front parts, the back parts, and the inner side parts.

One embodiment of the present invention provides tights including: front parts each having a lower end portion of a length including an allowance for compensating pressure that will be applied to the knee when the knee is bent and an upper end portion of a length shortened by a length corresponding to a slack which will be given when the hip joint is turned and covering the waist, the knee and the front side of the ankle; back parts each having a lower end portion of a length shortened by a slack corresponding to the back side of the knee and an upper end portion of a length increased by a length necessary for relaxing a stretched portion extending over a sulcus region in the haunches and the inner side of the thigh and stretched when the knee joint is bent, and covering a lower end part of the waist, the hip and the back side of the ankle; outer side parts each having a portion corresponding to

2006209389 26 Nov 2010

4a

the greater trochanter and curved convexly toward the back part and a portion corresponding to the outer side of the knee and curved convexly toward the front part, curved so as to meander gently and covering a side portion of the waist corresponding to the greater trochanter, the outer side of the knee joint and the outer side of the ankle; back waist projections each formed integrally with the outer side part and projecting from the upper end of the outer side part over the back side of the waist; inner side parts each having a portion corresponding to the inner side of the knee and curved convexly toward the front part, gently curved in an L-shape and covering the groin, the inner side of the thigh, the inner side of the knee and the inner side of the ankle; outer knee support parts each having a concave portion of a shape substantially corresponding to that of the knee and placed on the outer surfaces of the outer side part and the front part to support the outer side of the knee; inner knee support parts each having a concave portion of a shape substantially corresponding to that of the knee and placed on the outer surfaces of the inner side part and the front part to support the inner side of the knee; and sartorius and adductors support parts each covering the back side of the waist, the sartorius and the adductors, and extending to the upper end of the inner knee support part; wherein the outer parts, the back waist projection, the support parts are formed of a stretchable material having a high elastic modulus higher than that of a material forming the rest.

Embodiments of the present invention can promote an instantaneous pulling action to pull up the knee connected with the action of the hamstrings (biceps femoris) to promote the forward thrusting of the thighs. The inward and outward deviation of the knees due to the tensioning and relaxation of the knees during a short-distance race can be prevented, the legs can be assisted for forward acceleration, and the tights can be very comfortably worn for a long time without causing fatigue that may result from compression.

BRIEF DESCRIPTION OF THE DRAWINGS

Embodiments of the present invention are hereinafter described, by way of example only, with reference to the accompanying drawings, wherein:

2006209389 26 Nov 2010

4b

Figs. 1(a), 1(b), 1(c) and 1(d) are a front elevation, a side elevation of a right inner side, a side elevation of a right outer side and a rear view, respectively, of tights in a preferred embodiment according to the present invention;

5 Fig. 2 is a plan view of parts forming the right half of the tights shown in Fig. 1;

Fig. 3 is a plan view, similar to Fig. 2, showing muscle support strips respectively for supporting the sartorius and the adductors in the parts of the tights; and

10 Fig. 4 is a front elevation of assistance in explaining antagonism of pressures exerted by a knee part of the rights of the present invention.

REFERENCE CHARACTERS

- 2 Front part
- 15 3 Back part
- 4 Outer side part
- 5 back waist projection
- 6 Inner side part
- 7 Outer knee support part
- 20 8 Inner knee support part
- 9 sartorius and adductor support part
- 10 Knee

DETAILED DESCRIPTION

25 Tights in a preferred embodiment according to the present invention will be described with reference to the accompanying drawings.

Figs. 1(a) to 1(d) show the front, the right inner side, the

right outer side and the back of tights 1 in a preferred embodiment according to the present invention, respectively.

Figs. 2(a) to 2(e) show separately a front part 2, a back part 3, a outer side part 4, a back waist projection 5, an inner side part 6, an outer knee support part 7, an inner knee support part 8 and a sartorius and adductor support part 9 of the tights 1.

The tights 1 is completed by seaming together symmetrical halves each having the front part 2, the back part 3, the outer side part 4, the back waist projection 5, the inner side part 6, the outer knee support part 7, the inner knee support part 8 and the sartorius and adductor support part 9 shown in Figs. 1 and 2.

Referring to Figs. 1(a) and 2(b), the front part 2 covers a part of the body from the waist line WL down through the abdominal region and the knee 10 to the ankle's front side 11. Parts, near the knee 10, of a seaming edge 2a to be sewn to the inner side part 6 and a seaming edge 2b to be sewn to the outer side part 4 are enlarged vertically to reduce pressure that may be exerted on the knee when the knee joint is moved. A seaming edge 2c to be sewn to seaming edge 2c of the other front part 2 is shortened to take up a slack produced in the front part 2 when the hip joint is moved.

Referring to Figs. 1(d) and 2(d), the back part 3 covers a part of the body from the lower end of the waist down through the hip 12 and a popliteal part to ankle's back side 14. Parts, to the lower end of the hip, of a seaming edge 3a to be sewn to the outer side part 4 and a seaming edge 3b to be sewn to a seaming edge 3b of the other back part 3 are elongated to reduce pressure that may be exerted on a region around the hip 12 when the hip joint moves. Parts, near the popliteal part, of a seaming edge 3a to be sewn to the outer side part 4 and a seaming edge 3c to be sewn to the inner side part 6 are shortened to prevent the formation of folds in the back part 2 when the knee joint moves.

Referring to Figs. 1(c) and 2(c), the outer side part 4 covers a part of the body from a side part of the waist near the waist line WL down through a region around the greater trochanter 15 of the hip joint and a knee's outer side 16 to the ankle's outer side 17.

The outer side part 4 has a gently meandering shape having a part corresponding to the greater trochanter 15 and curved convexly toward the back part 3 and a part corresponding to the knee's outer side 16 and curve convexly toward the front part 2. A part, corresponding to a region around the greater trochanter 15, of a seaming edge 4a of the meandering outer side part 4 to be sewn to the front part 2 is formed in a short length to prevent the formation of folds in the front part 2 when the hip joint is moved. A part, corresponding to the knee's outer side part 16, of the outer side part 4 is formed in a long length to reduce pressure that may be exerted on the knee when the knee joint is moved.

A part, corresponding to a region around the greater trochanter 15, of the seaming edge 4b to be sewn to the back part 3 is formed in a long length to reduce pressure that may be exerted on the body when the hip joint is moved. A part, corresponding to a region around the knee's outer side 16, of the seaming edge 4b is formed in a short length to take up creases that may be formed in the popliteal part 13 of the back part 3 when the hip joint is moved.

As shown in Figs. 1(c) and 2(c), the back waist projection 5 is an upper end part of the outer side part 4. The back waist projection covers a region between a part of the body corresponding to the upper end of the back part 3 and a part of the body corresponding to the waist line WL

As shown in Figs. 19b0 and 2(a), the inner side part 6 covers a region including the groin 18, the thigh's inside 19, the knee's inside 20 and the ankle's inner side 21. The inner side part 6 has a gently curved L-shape. A portion of the inner side part 6 corresponding to the knee's inner side 20 is curved convexly toward the front part 2. A part, corresponding to the knee's inner side 20, of a seaming edge 6a to be sewn to the back part 4 is formed in a short length to prevent the formation of folds in the back part 4 when the knee joint is moved. A part, corresponding to the knee's inner side 20, of a seaming edge 6b to be sewn to the front part 2 is formed in a long length to reduce pressure that may be exerted on the knee when the knee joint is moved.

An upper end part of the inner side part 6 is formed in a width corresponding to the fork of the body.

As shown in Figs. 1(c) and 2(c), an outer knee support part 7 is placed on the outer surfaces of the outer side part 4 and the front part 2 and is sewn to the outer side part 4 and the front part 2. The outer knee support part 7 supports the knee's outer side 16. The outer knee support part 7 has a base edge coinciding with the seaming edge 4b of the outer side part 4, opposite oblique side edges curved convexly toward each other, and an end edge concavely curved in a shape substantially corresponding to the knee 10.

The distance between the upper end of the concave end edge of the outer knee support part 7 and the upper end of the concave end edge of the inner knee support part 8 is about 20 mm. The distance between the lower end of the concave end edge of the outer knee support part 7 and the lower end of the concave end edge of the inner knee support part 8 is about 5 mm. The upper end of the concave end edge of the outer knee support part 7 and the upper end of the concave end edge of the inner knee support part 8 are spaced apart. The lower end of the concave end edge of the outer knee support part 7 and the lower end of the concave end edge of the inner knee support part 8 are spaced apart. Therefore, any excessive force will not be exerted on the knee joint when the knee joint is moved. Thus the outer knee support part 7 and the inner knee support part 8 cooperate to physically disperse and reduce tensions that act in all directions on a part covering the knee and bulged when the knee is bent and those acting in vertical directions. Thus the outer knee support part 7 and the inner knee support part 8 support the knee ligament.

As shown in Figs. 1(a) to 1(c) and 2(e), the sartorius and adductor support part 9 extends over the back side of the waist, the sartorius, the adductors and a region corresponding to the upper end of the inner side support 8. The sartorius and the adductors have a function to maintain a knee-up position

The sartorius has the shape of a long band having the widest part of about 4 cm in width. The sartorius arises from the

iliac spine of the pelvis and crosses the front of the thigh obliquely downward and extends through a back part of the inner side of the knee to the splint bone of the lower thigh. The ill is firmly attached to the rough surface of the splint bone. When the thigh
 5 is thrust forward or the knee is turned outward in a cross-legged sitting position, the flat ligaments running down along the lateral side of the thigh to the knee lie on the outer side of the knee and presses the knee inward. The sartorius contends with the pressure of the flat ligaments running down along the lateral side of the
 10 thigh to the knee. Balance of the respective actions of the flat ligaments running down along the lateral side of the thigh to the knee and the sartorius and the knee stretching function of the quadriceps keep the position of the knee in a dynamic state.

The adductors include long adductors, short adductors and
 15 big adductors. Each of the adductors extends from the pubic tuber of the pelvis and spreads gradually on the femoral line. Some of the big adductors extend from the ischiatic tuber. Some of the big adductors spread gradually on the inner femoral epicondyle. The adductors pull the thigh toward the median line of the body. For
 20 example, the adductors pull the thigh strongly when the leg is moved for a large motion by thrusting the thigh forward after the foot has separated from the ground during running.

As shown in Fig. 2(3), the sartorius and adductors support
 part 9 has an upper edge extending along the waist line WL
 25 between the back center **a** of the waist line WL and a position **b** corresponding to the upper, anterior iliac spine, and extends obliquely downward from the position **b** over the front of the upper, anterior iliac spine, the upper edge of the sartorius and the adductors to points **c** and **d** on the inner side of the crotch, extends
 30 from the point **d** along a cut line to a position **e** corresponding to the back upper end of the inner knee support part 8 and extends from the position **e** along the upper end of the inner knee support part 8 to a position **f**.

Thus the lower part of the sartorius and adductors support
 35 part 9 extends obliquely downward from a position **h** below the back center **a** along the lower edge of the sartorius on the front

side, extends in a curve along a cutting line on the inner side of the tights to the position **f** and extends from the position **f** to the position **e** corresponding to the back upper end of the inner knee support part 8.

- 5 The length of the upper end between the positions **a** and **b** of the sartorius and adductors support part 9 is equal to the length along the waist line of the back waist projection 5 formed integrally with the outer side part 4. The length of the edge between the positions **c** and **d** of the sartorius and adductors support part 9 is
 10 equal to the width of the inner side part 6. The length of the edge between the positions **d** and **e** of the sartorius and adductors support part 9 is equal to the length of the inner knee support part 8 along the length of the inner side part 6 between the position **d** and the back upper end of the inner knee support part 8. The
 15 length of an edge between the positions **a** and **h** is equal to the length of the back waist projection 5 along a vertical direction. The length of an edge between a position **g** and the position **h** is equal to that of the lower edge of the back waist projection 5. The length of an edge between the positions **f** and **g** is equal to that of
 20 the length of the front part 2 along the lower edge of the sartorius.

- As shown in Figs. 3(a) to 3(e), the sartorius and adductors support part 9 overlaps the back waist projection 5 formed integrally with the outer side part 4 and a portion of the front part 2 corresponding to the sartorius and extends to the back upper end
 25 of the inner knee support part 8.

- The sartorius and adductors support part 9 extends from the center of the back along the waist line so as to cover the upper, anterior iliac spine, extends obliquely downward over the front of the upper, anterior iliac spine and the sartorius, and extends in a
 30 curve over the adductors to the upper end of the inner knee support part 8.

- The outer side part 4 having the back waist projection 5, the outer knee support part 7, the inner knee support part 8 and the sartorius and adductors support part 9 of the tights 1 of the
 35 present invention are formed of a strong stretchable material having a high elastic modulus higher than that of a material

forming the front part 2, the back part 3 and the inner side part 6.

The respective seaming edges 2a and 2b, 3a and 3b, 4a and 4b and 5a and 5b of the front parts 2, the back parts 3, the outer side parts 4 each including the back waist projection 5 and the inner side parts 6 are sewn together to form halves of the tights 1. Then, the outer knee support part 7 and the inner knee support part 8 are sewn to each of the halves of the tights 1 so as to surround a portion corresponding to the knee 10. The sartorius and adductors support part 9 is extended over the back waist projection 5 of the outer side part 4 and a portion of the front part 2 corresponding to the sartorius to the upper back edge of the inner knee support part 8 of the inner side part 6 and is sewn to the back waist projection 5, the front part 2 and the inner side part 6. The respective seaming edges 2c, the seaming edges 3b and the seaming edges 4c of the halves of the tights 1 are sewn together to complete the tights 1.

In the tights 1 in the preferred embodiment, the front parts 2, the back parts 3 and the inner side parts 6 are made from 28-gage tricot fabrics formed by knitting 30 denier yarns containing 82% polyester filaments and 18% polyurethane filaments and having a basis weight of 250.0 g/m². The tricot fabrics have a longitudinal elongate of 163% and a lateral elongation of 152%. The outer side parts 4 integrally provided with the back waist projection 5, the outer knee support parts 7, the inner knee support parts 8 and the sartorius and adductors support parts 9 are made from 28-gage tricot fabrics having a high elastic modulus and formed by knitting 70 denier yarns containing 81% nylon filaments and 19% polyurethane filaments and having a basis weight of 315.0 g/m². These tricot fabrics have a longitudinal elongation of 111% and a lateral elongate of 110%. The elastic modulus of the tricot fabrics forming the outer side parts 4 and such is higher by 34% than that of the tricot fabrics forming the front part 2 and such.

The tights 1 of the present invention are expected to be worn for a long time. Therefore, it is preferable that the stretchable material forming the front parts 2, the back parts 3 and

2006209389 26 Nov 2010

the inner side parts 6 exerts a garment pressure of 30 kgf/cm² or below on the body, and the stretchable material having a high elastic modulus and forming the outer side parts 4 integrally provided with the back waist part 5, the outer knee support parts 7, the inner knee support parts 8 and the sartorius and adductors support parts 9 exerts a garment pressure of 40 kgf/cm² or above on the body.

Effects of the tights 1 embodying the present invention will be described.

Referring to Fig. 4, in the tights 1, the sartorius and adductors support parts 9, formed of the material having a high elastic modulus cover regions including the sartorius and the adductors and extending to the upper ends of the inner support parts 8, and the outer knee support parts 7 and the inner knee support parts 8 formed of the material having a high elastic modulus surrounds the knee 10. Therefore, tensions are applied to the flat ligaments **tr** running down along the lateral side of the thigh to the knee, the sartorius **sa** and the adductors **ad** in the directions of the arrows shown in Fig. 4 and, consequently, an outer side-pressure P_{out} applied to the knee by the flat ligaments **tr** and an inner side-pressure P_{in} applied to the knee by the sartorius **sa** and the adductors **ad** contend with each other.

The sartorius and adductors support parts 9 are supported on the base fabric extending from the back waist, extend so as to cover the sartorius **sa** to the inner sides of the knees and pull the sartorius **sa** toward the inner sides of the thighs like the adductors **ad**. Thus the sartorius and adductor support parts 9 can be stably extended to the inner sides of the knees and can contend with the outer side-pressure P_{out} applied to the knee by the flat ligaments **tr**.

The tights 1 of the present invention maintains antagonism between the outer side-pressure P_{out} produced by the flat ligaments **tr** and the inner side-pressure P_{in} produced by the sartorius **sa** to restrain the knee from lateral wobbling while the legs are in motion. Consequently, the knees can be stably, efficiently and smoothly pulled forward and upward.

2006209389 26 Nov 2010

Throughout this specification and the claims which follow, unless the context requires otherwise, the word "comprise", and variations such as "comprises" and "comprising", will be understood to imply the inclusion of a stated integer or step or group of integers or steps but not the exclusion of any other integer or step or group of integers or steps.

The reference in this specification to any prior publication (or information derived from it), or to any matter which is known, is not, and should not be taken as an acknowledgment or admission or any form of suggestion that that prior publication (or information derived from it) or known matter forms part of the common general knowledge in the field of endeavour to which this specification relates.

2006209389 26 Nov 2010

THE CLAIMS DEFINING THE INVENTION ARE AS FOLLOWS:

1. A pair of tights comprising:
 - front parts for covering a waist, a knee, and a front side of an ankle,
 - 5 each of the front parts having:
 - a lower end portion with a length increased by an allowance amount of length for compensating for pressure to be applied to the knee when the knee is bent; and
 - an upper end portion with a length shortened by a length corresponding
 - 10 to an amount of slack to be produced when a hip joint is turned;
 - back parts for covering a lower end part of the waist, a hip, and a back side of the ankle, each of the back parts having:
 - a lower end portion with a length shortened by a length of slack corresponding to a back side of the knee; and
 - 15 an upper end portion with a length increased by a length necessary for relaxing a stretched portion extending over a sulcus region in haunches and an inner side of a thigh, and stretching when the knee joint is bent;
 - outer side parts each curved so as to meander gently and cover a side portion of the waist corresponding to a greater trochanter, an outer side of the
 - 20 knee joint, and an outer side of the ankle, each of the outer side parts having:
 - a portion corresponding to the greater trochanter and being curved convexly toward a respective one of the back parts; and
 - a portion corresponding to an outer side of the knee and curved convexly toward the front part;
 - 25 back waist projections each formed integrally with a respective one of the outer side parts and projecting from an upper end of the respective one of the outer side parts over a back side of the waist;
 - inner side parts each gently curved in an L-shape and covering a groin area, an inner side of the thigh, an inner side of the knee, and an inner side of
 - 30 the ankle, each of the inner side parts having a portion corresponding to the inner side of the knee and curved convexly toward the front part;

2006209389 26 Nov 2010

outer knee support parts each being located on an outer surface of a respective one of the outer side parts and the front parts to support an outer side of the knee, each of the outer knee support parts having a concave portion with a shape substantially corresponding to a shape of the knee;

5 inner knee support parts each being located on an outer surface of a respective one of the inner side parts and the front parts to support an inner side of the knee, each of the inner knee support parts having a concave portion with a shape substantially corresponding to a shape of the knee, the inner knee support parts being separate from and not directly connected to
10 the outer knee support parts; and

sartorius and adductor support parts each covering the back side of the waist, a sartorius muscle, and adductor muscles, each of the sartorius and adductor support parts having a first end portion connected to a respective one of the back waist projections and a second end portion connected to a
15 respective one of the inner knee support parts and a respective one of the inner side parts such that each of the sartorius and adductor support parts extends from the back side of the waist to an upper end of the respective one of the inner knee support parts, each of the sartorius and adductor support parts being shaped such that a width of the second end portion increases
20 closer to the upper end of the respective one of the inner knee support parts;

wherein the first end portion of a right-side one of the sartorius and adductor support parts and the first end portion of a left-side one of the sartorius and adductor support parts are connected together at a center of the back side of the waist such that the sartorius and adductor support parts
25 extend symmetrically from the center of the back side of the waist; and

wherein the outer side parts, the back waist projections, the outer knee support parts, the inner knee support parts, and the sartorius and adductor support parts are formed of a stretchable material having an elastic modulus higher than an elastic modulus of a material forming the front parts, the back
30 parts, and the inner side parts.

26 Nov 2010

2006209389

15

2. The pair of tights according to claim 1, wherein the first end portion of each of the sartorius and adductor support parts overlaps a respective one of the back waist projections.

5 3. The pair of tights according to claim 1, wherein the second end portion of the right-side one of the sartorius and adductor support parts and the second end portion of the left-side one of the sartorius and adductor support parts delineate a downwardly curved line extending from the back side of the waist.

10

4. The pair of tights according to claim 1, wherein each of the sartorius and adductor support parts extends from the back side of the waist to an upper end of the respective one of the inner knee support parts with intersecting another support part.

15

5. The pair of tights according to claim 1, wherein each of the sartorius and adductor support parts comprises only a single, undivided band of material extending from the back side of the waist to an upper end of the respective one of the inner knee support parts.

20

6. A pair of tights substantially as hereinbefore described with reference to the accompanying drawings.

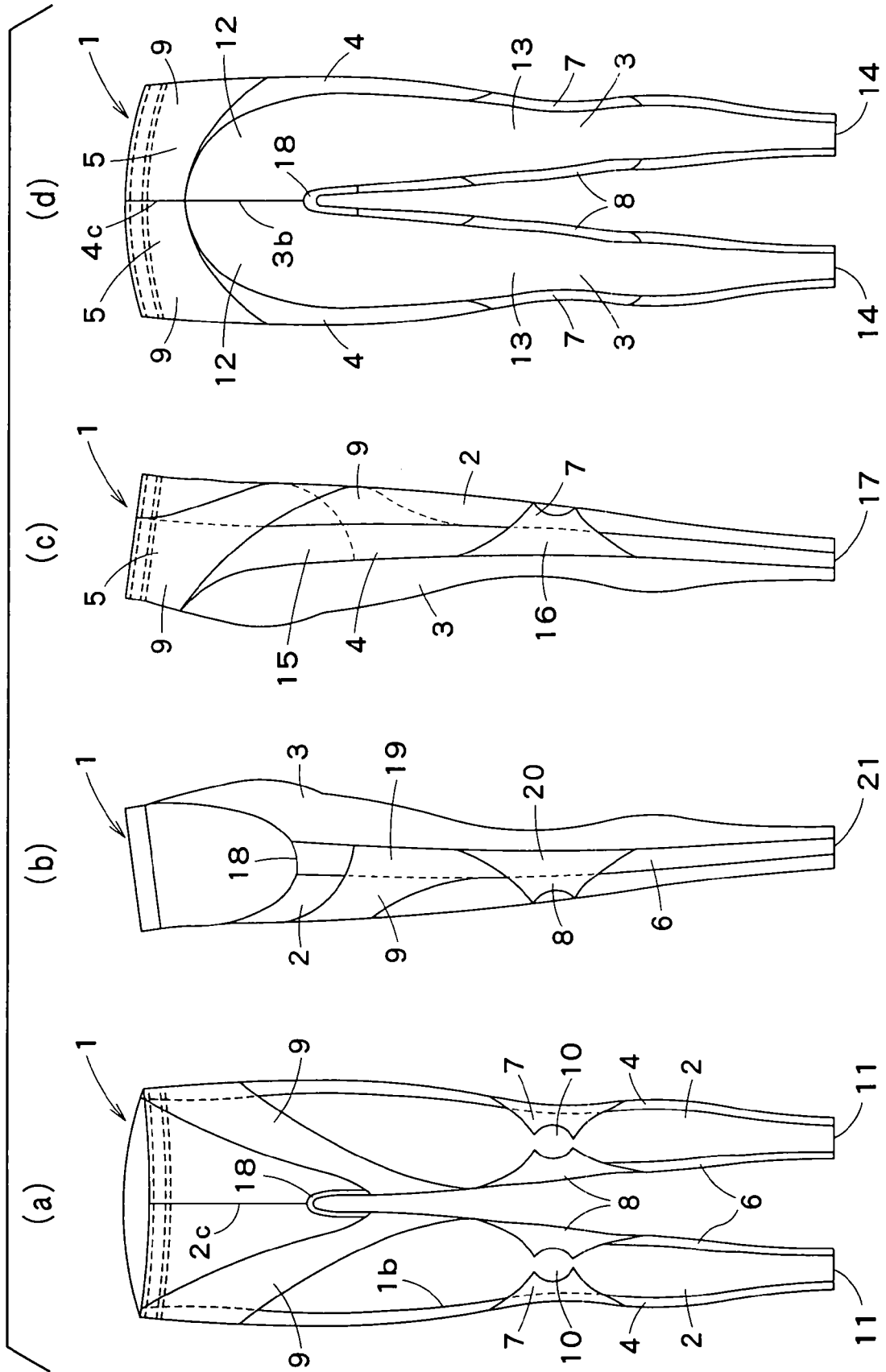


FIG. 1

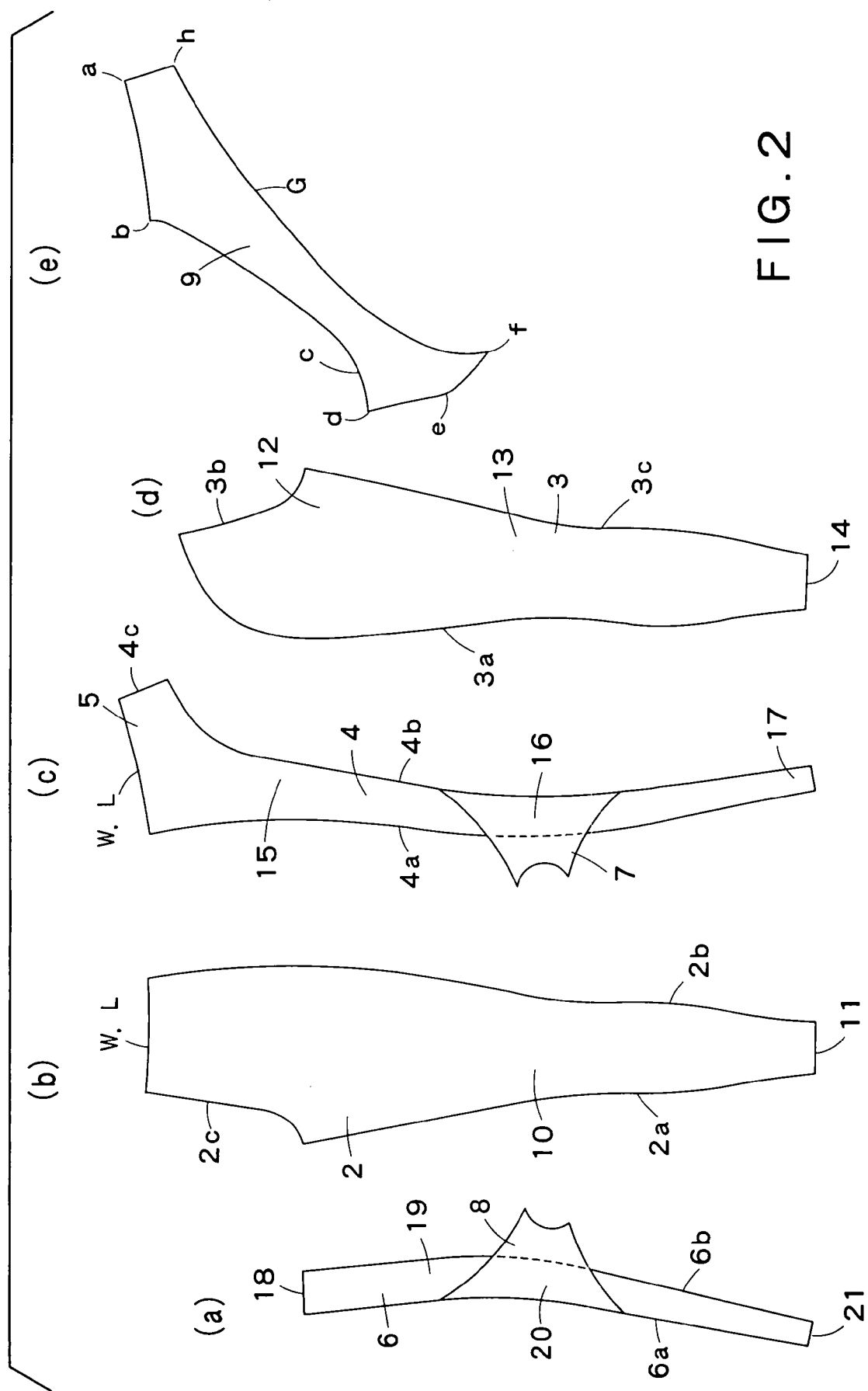


FIG. 2

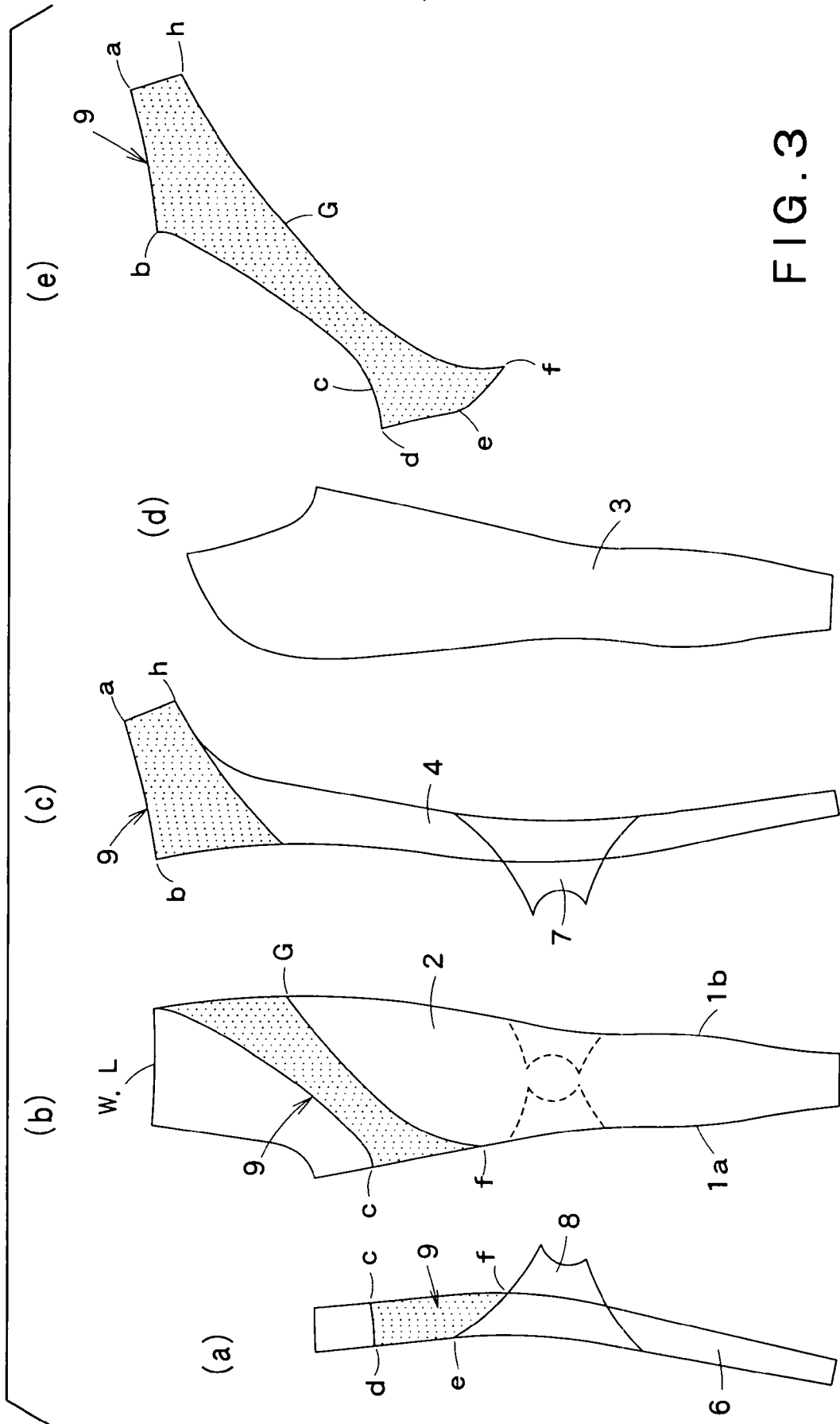


FIG. 3

4/4

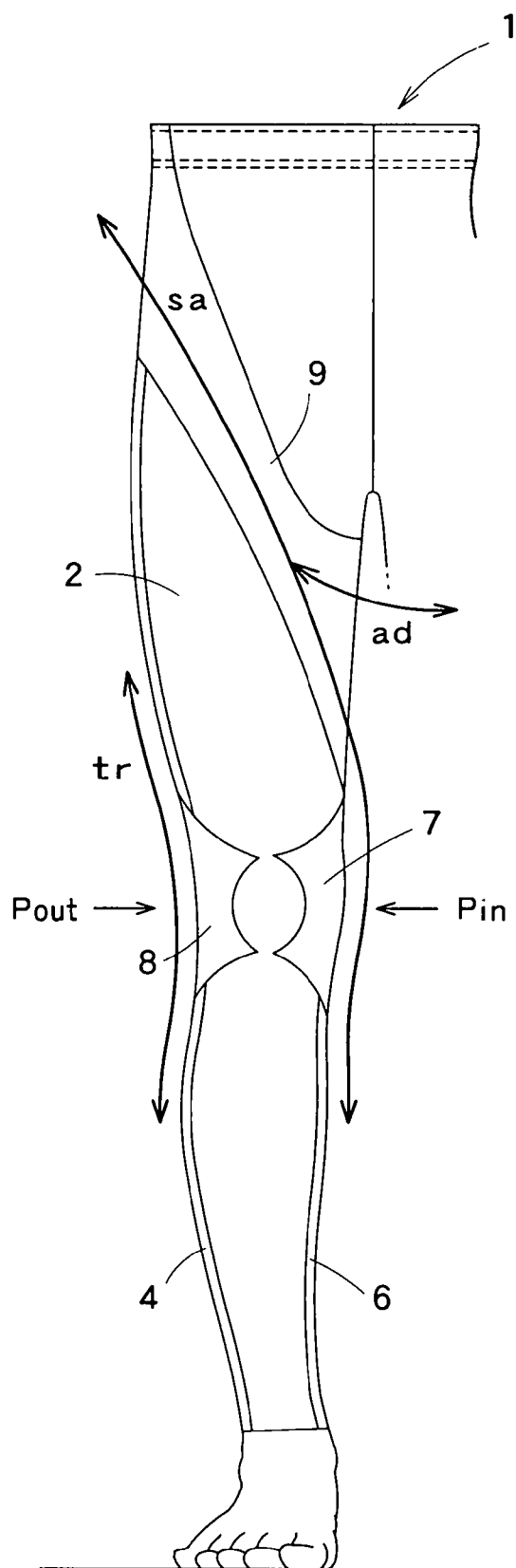


FIG. 4