

E. S. & M. E. BARRETT.
 SINK SHIELD.
 APPLICATION FILED FEB. 4, 1911.

998,149.

Patented July 18, 1911.

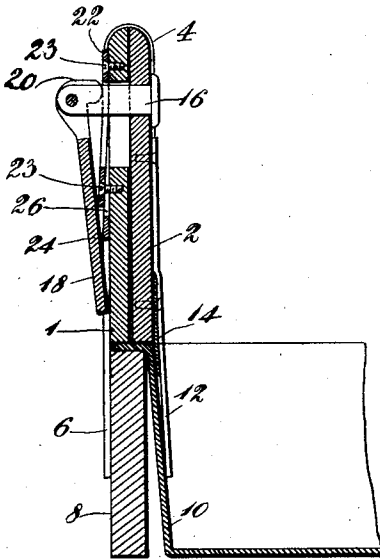


FIG. 1.

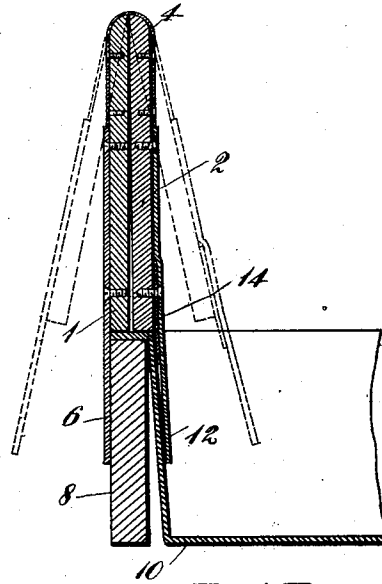


FIG. 2.

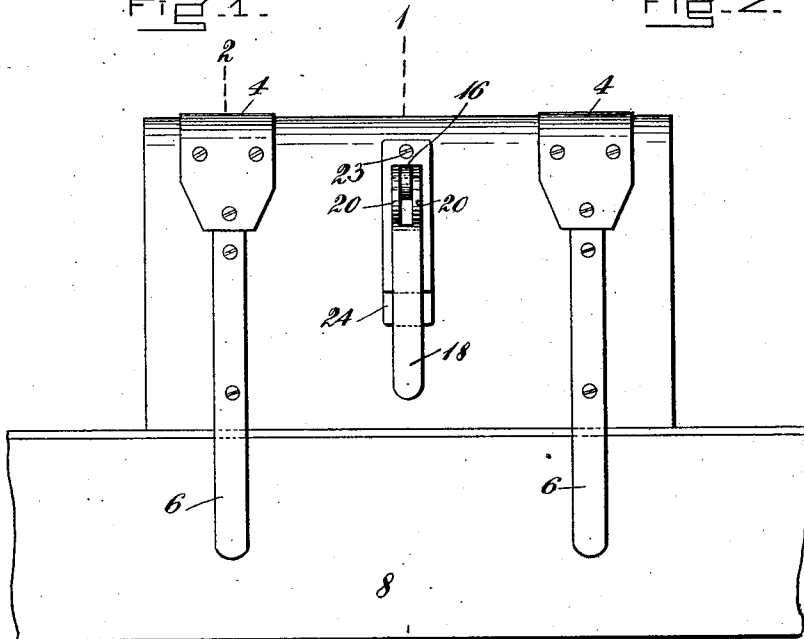


FIG. 3.

WITNESSES:
John Ruetler,
L. J. Carr.

INVENTORS
Edward S. Barrett &
May E. Barrett
 by their Attorney
William S. Park

UNITED STATES PATENT OFFICE.

EDWARD S. BARRETT AND MAY E. BARRETT, OF SOUTH WEYMOUTH, MASSACHUSETTS.

SINK-SHIELD.

998,149.

Specification of Letters Patent. Patented July 18, 1911.

Application filed February 4, 1911. Serial No. 606,536.

To all whom it may concern:

Be it known that we, EDWARD S. BARRETT and MAY E. BARRETT, of South Weymouth, in the county of Norfolk and State of Massachusetts, have invented certain new and useful Improvements in Sink-Shields, of which the following is a specification.

This invention relates to an improvement in shields or protectors for sinks to prevent the splashing of water from the sink upon the floor or clothes of a person standing in front of the sink.

The object of the invention is to provide a shield or protector of the character above indicated which shall be simple and durable, neat in appearance, and readily secured upon or removed from the sink.

With the above object in view the invention consists in the shield for sinks herein-after described and claimed.

The invention will be readily understood from an inspection of the accompanying drawing in which—

Figure 1 is a transverse vertical section showing the shield secured to the front of a sink, Fig. 2 is a transverse vertical section taken at the region of one set of straps and hinge, and Fig. 3 is a front elevation.

As illustrated in the drawing, the shield comprises a pair of opposed leaves or boards 1 and 2, which are united at their upper edges by spring clips or hinges 4. The leaves may be made of thin wooden boards or of any other suitable material. The board 1 is provided with a pair of straps 6 which are adapted to bear against the outer face of the frame 8 which surrounds the sink 10. The board 2 is provided with a pair of straps 12 which are shaped to bear against the inner face of the front wall of the sink. Although the shield is shown as applied to a sink mounted in a wooden frame, it is to be understood that it is adapted to be applied to any style of sink, it being merely necessary to shape the straps 6 and 12 so that they will bear against the sink to clamp the shield in place thereon. A strip of metal 14 is secured to the lower edge of the board 2 and covers the joint formed by the lower edge of the shield and the upper edge of the sink to prevent any leakage of water through this joint to the front face of the shield.

In order to draw the boards 1 and 2 together to clamp the shield in place upon the sink, a bolt 16 is provided, which has a head

bearing against the inner face of the board 2 and a rectangular stem which projects beyond the outer face of the board 1. A clamping lever 18 is fulcrumed upon the stem of the bolt and provided with cam ears 20 which are adapted to bear against a plate 22 and force the boards together when the handle of the lever is swung toward the board 1. The plate 22 is held in place by screws 23.

In order to vary the clamping action of the lever 18, an adjustable wedge 24 is provided having a slot 26 through which one of the screws 23 passes. By moving the wedge 24 in or out the plate 22 is caused to approach or recede from the fulcrum of the lever, and thereby increase or decrease the clamping action of the lever. When the lever 18 is swung outwardly the leaves 1 and 2 are released from its clamping action and they then tend to assume the dotted line position shown in Fig. 2, to enable the shield to be readily removed from or replaced upon the sink. Although the shield is shown and described as applied to a sink, yet it is apparent that it may be applied to other devices where it is desired to protect the garments of the user or to prevent splashing.

While we have illustrated and described a preferred embodiment of the invention, we are aware that many modifications can be made therein by any person skilled in the art without departing from the scope of the invention as expressed in the claims. Therefore we do not wish to be limited to all the details of construction shown and described but

What we claim is:—

1. An article of the class described, comprising a sink shield composed of a pair of opposed leaves, means on the leaves for engaging a support, and means for drawing the leaves together to clamp the shield upon the support.

2. An article of the class described, comprising a pair of opposed leaves, means for uniting the leaves at their upper edges, means on the leaves for engaging a support, a clamping lever for drawing the leaves together, and means for varying the clamping action of the lever.

3. An article of the class described, comprising a pair of opposed leaves, means for uniting the leaves at their upper edges, means on the leaves for engaging a support,

a clamping lever for drawing the leaves together, and an adjustable wedge for varying the clamping action of said lever.

4. An article of the class described, comprising a pair of opposed leaves hinged together at their upper edges, a pair of straps on each of said leaves for engaging a sink, a clamping lever provided with ears for drawing the leaves together to clamp the straps against the sink, a plate adapted to be engaged by said ears, and a wedge slidably mounted on one of said leaves and cooperating with said plate.

5. An article of the class described, comprising a pair of opposed leaves, hinged together at their upper edges, a pair of straps upon each leaf for engaging a sink, a bolt passing through the leaves, a clamping lever

provided with a pair of cams and fulcrumed on said bolt, a plate adapted to be engaged by said cams, and means for varying the distance between the outer face of said plate and the fulcrum of said lever.

6. An article of the class described, comprising a pair of opposed leaves, means for uniting the leaves at their upper edges, a pair of straps on each leaf for engaging a sink, and means for drawing the leaves together to clamp the straps upon the sink.

In testimony whereof we have affixed our signatures in the presence of two witnesses.

EDWARD S. BARRETT.
MAY E. BARRETT.

Witnesses:

JOHN H. STETSON,
L. M. WHITE.

Copies of this patent may be obtained for five cents each, by addressing the "Commissioner of Patents, Washington, D. C."