



US00D791319S

(12) **United States Design Patent**
Farnsworth

(10) **Patent No.:** **US D791,319 S**

(45) **Date of Patent:** **** Jul. 4, 2017**

(54) **HAND OPERATED REACHING DEVICE FOR REMOVING TICKS FROM ANIMALS OR HUMANS**

(71) Applicant: **Wag and Bark Enterprises, LLC**, The Woodlands, TX (US)

(72) Inventor: **Sheryl Davis Farnsworth**, The Woodlands, TX (US)

(**) Term: **15 Years**

(21) Appl. No.: **29/558,186**

(22) Filed: **Mar. 15, 2016**

Related U.S. Application Data

(63) Continuation-in-part of application No. 29/521,993, filed on Mar. 26, 2015, now Pat. No. Des. 755,381, (Continued)

(51) **LOC (10) Cl.** **24-02**

(52) **U.S. Cl.**
USPC **D24/143**

(58) **Field of Classification Search**
USPC D24/143, 133, 147, 113; D22/122, 119; 606/131; 43/132.1, 134
(Continued)

(56) **References Cited**

U.S. PATENT DOCUMENTS

4,213,460 A 7/1980 Weiner
4,748,767 A 6/1988 Sandels
(Continued)

FOREIGN PATENT DOCUMENTS

DE 19811464 9/1999
DE 19913210 10/2000
(Continued)

OTHER PUBLICATIONS

Dynavet (Paris, France), brochure displaying Prior Art Tick Pincer device, 1 page. This brochure depicts a prior art device in existence at least one year prior to applicant's effective filing date.

(Continued)

Primary Examiner — Wan Laymon

(74) *Attorney, Agent, or Firm* — Gordon G. Waggett, P.C.

(57) **CLAIM**

The ornamental design for a hand operated reaching device for removing ticks from animals or humans, as shown and described.

DESCRIPTION

FIG. 1 is a rear, right side perspective view of the new design for a hand operated reaching device for removing ticks from animals or humans shown with the front section in the open position.

FIG. 2 is a right side plan view of FIG. 1.

FIG. 3 is a left side plan view of FIG. 1.

FIG. 4 is a rear end plan view of FIG. 1.

FIG. 5 is a front end plan view of FIG. 1.

FIG. 6 is a top plan view of FIG. 1.

FIG. 7 is a bottom plan view of FIG. 1.

FIG. 8 is a rear, right side perspective view of FIG. 1 shown with the front section in the closed position.

FIG. 9 is a right side plan view of FIG. 8.

FIG. 10 is a left side plan view of FIG. 8.

FIG. 11 is a rear end plan view of FIG. 8.

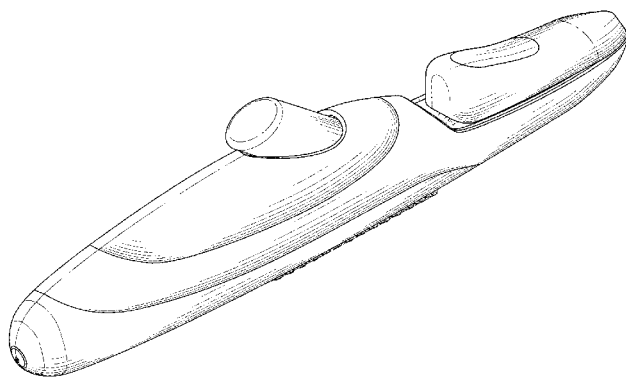
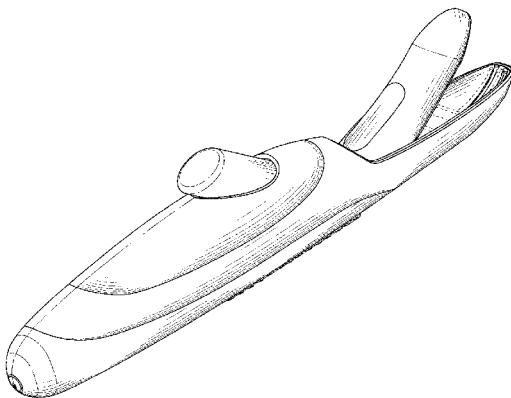
FIG. 12 is a front end plan view of FIG. 8.

FIG. 13 is a top plan view of FIG. 8; and,

FIG. 14 is a bottom plan view of FIG. 8.

The broken lines shown in the drawings represent portions of the hand operated reaching device for removing ticks from animals or humans that form no part of the claimed design.

1 Claim, 12 Drawing Sheets



Related U.S. Application Data

and a continuation-in-part of application No. 29/521, 998, filed on Mar. 26, 2015, now Pat. No. Des. 755,382, and a continuation-in-part of application No. 29/522,002, filed on Mar. 26, 2015, now Pat. No. Des. 754,854.

(58) **Field of Classification Search**

CPC A61B 17/50; A61B 2017/505; A01M 3/00; A01M 1/22

See application file for complete search history.

(56) **References Cited**

U.S. PATENT DOCUMENTS

4,976,718	A	12/1990	Daniell	
5,078,729	A	1/1992	Eichhorn	
5,116,347	A	5/1992	Butler	
D335,166	S	4/1993	Johnston	
5,374,274	A	12/1994	Sproviero et al.	
5,407,243	A	4/1995	Riemann	
5,554,161	A	9/1996	Thibeault	
5,792,148	A	8/1998	Laxvik	
5,914,062	A	6/1999	von der Heyde	
6,100,501	A	8/2000	von der Heyde	
7,699,869	B2	4/2010	Meinhold et al.	
D740,422	S	10/2015	Herfort	
D754,854	S	4/2016	Farnsworth	
D755,381	S	5/2016	Farnsworth	
D755,382	S	5/2016	Farnsworth	
2014/0148823	A1	5/2014	Fitzsimons	
2016/0278811	A1*	9/2016	Farnsworth A61B 17/50

FOREIGN PATENT DOCUMENTS

DE	102005008689	8/2006
DE	202015100015	8/2007
EP	1424917 B1	8/2007
EP	1983919	6/2010
FR	2896683	10/2008
WO	0122891	4/2001
WO	2007088264	8/2007

OTHER PUBLICATIONS

Dynavet (Paris, France), digital photos of Prior Art Tick Pincer device, 6 pages. These photos depict a prior art device in existence at least one year prior to applicant's effective filing date.

TRAVELSOLUTIONS4PETS.com, screenshot depicting the Prior Art "Essential Pet—Pet Tick-Off Tick Remover" product, 1 page. Webpage published at least as early as Jan. 2015, and last accessed Mar. 25, 2015. This screenshot depicts a prior art device in existence at least one year prior to applicant's effective filing date.

TRIXTICKLASSO.com, screenshots depicting the "TRIX Tick Lasso" (Sweden) Prior Art tick removal product offered by South Jersey Paws. 10 pages. Webpage published at least as early as Jan. 2015. This is thought to be similar to the device depicted in U.S. Pat. No. 5,792,148 note in the prior IDS. These screenshots depict a prior art device in existence at least one year prior to applicant's effective filing date.

H3D (Lavancia, France), ticktwister.com screenshots depicting the Tick Twister® Prior Art tick removal product, (2014), 4 pages. These screenshots depict a prior art device in existence at least one year prior to applicant's effective filing date.

dog-breeds.com "Ticks on Dogs", webpage displaying various Prior Art tick removal devices on p. 3/4. 4 pages. Webpage available at least as early as Jan. 2015. This article was first published at least one year prior to applicant's effective filing date.

tickcard.co.uk "TickCard—Details" (www.tickcard.co.uk/detail), webpage screenshots regarding Prior Art tick removal cards. 6 pages. Webpage published at least as early as Jan. 2015. This NPL references on p. 5/6 the 2007 EP1424917 patent noted above. These screenshots depict a prior art device in existence at least one year prior to applicant's effective filing date.

Pet Health Pro Tips, pet-health-pro.com website article by Dr. Ellen entitled: How to Remove a Tick From a Cat, Dog or Human. Sep. 17, 2012. 5 pages.

EPO Extended European Search Report and Search Opinion in counterpart European Utility Patent Application No. 16162611.4. Aug. 26, 2016. 6 pages.

* cited by examiner

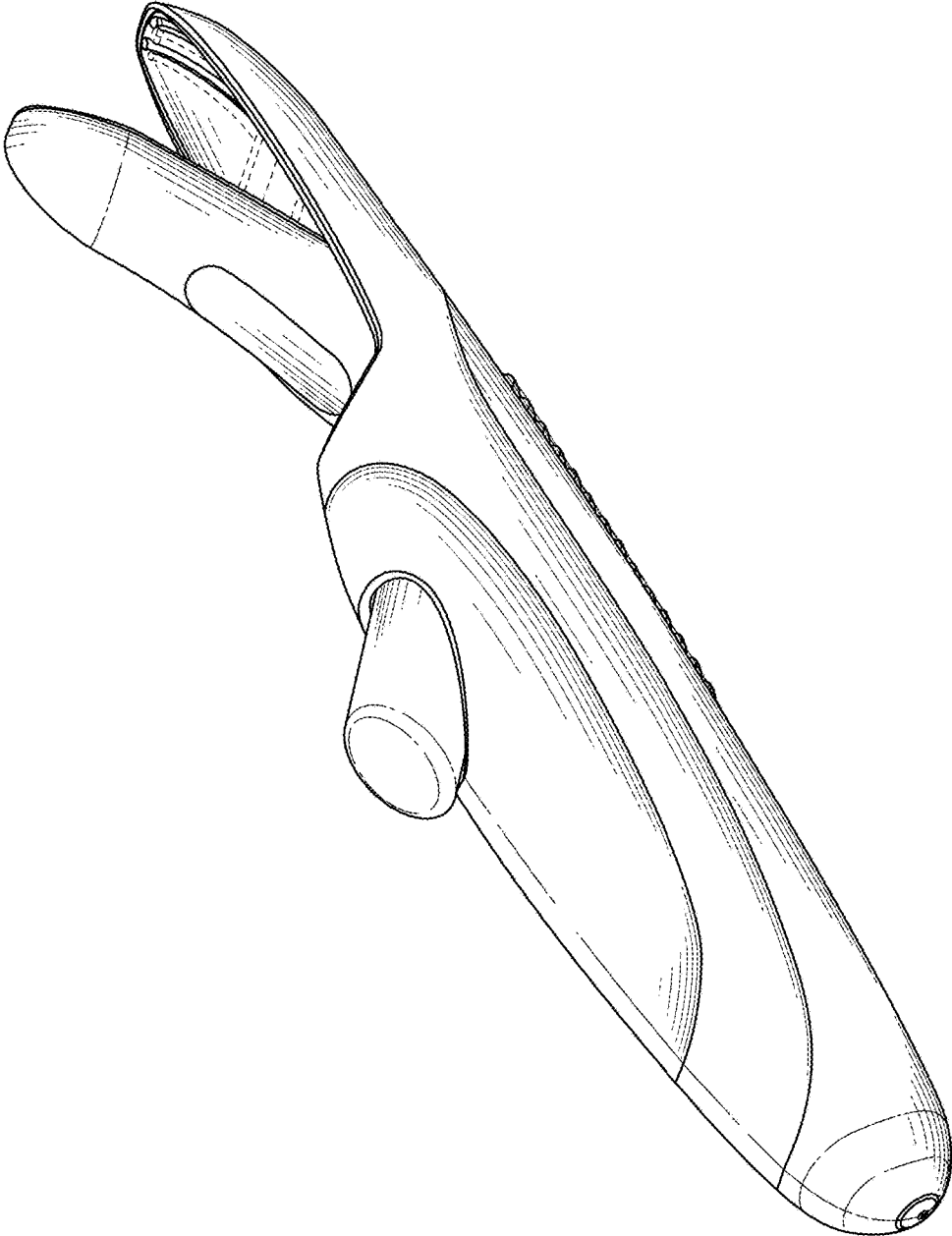


FIG. 1

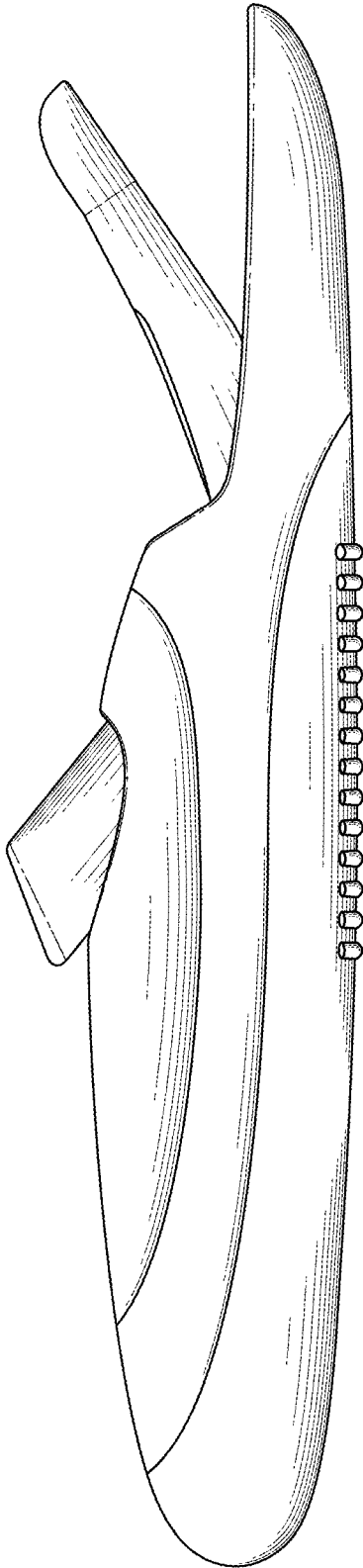


FIG. 2

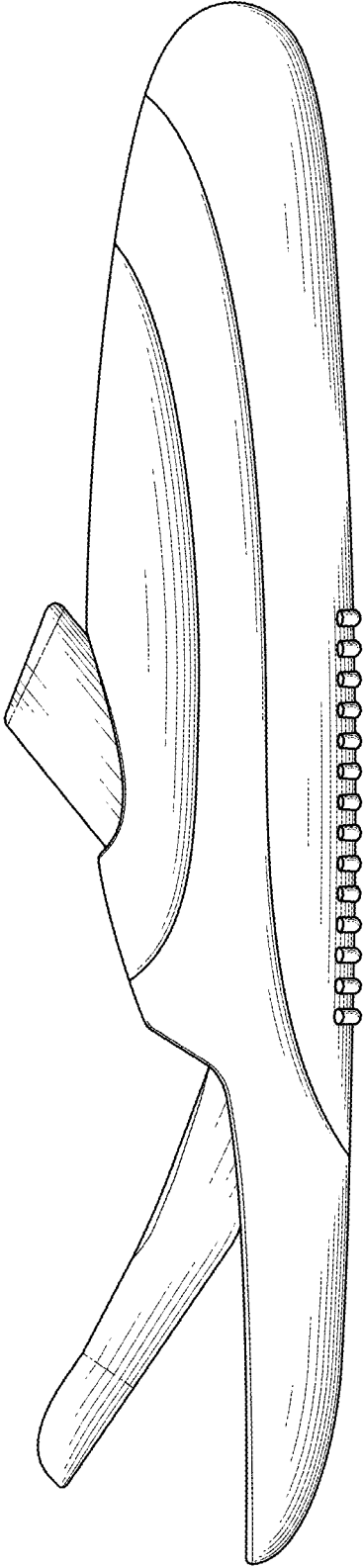


FIG. 3

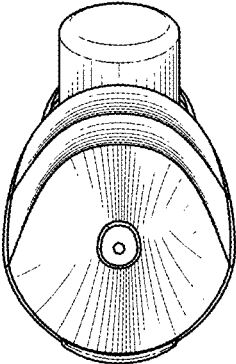


FIG. 4

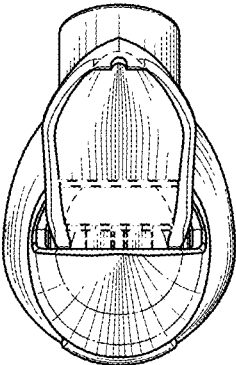


FIG. 5

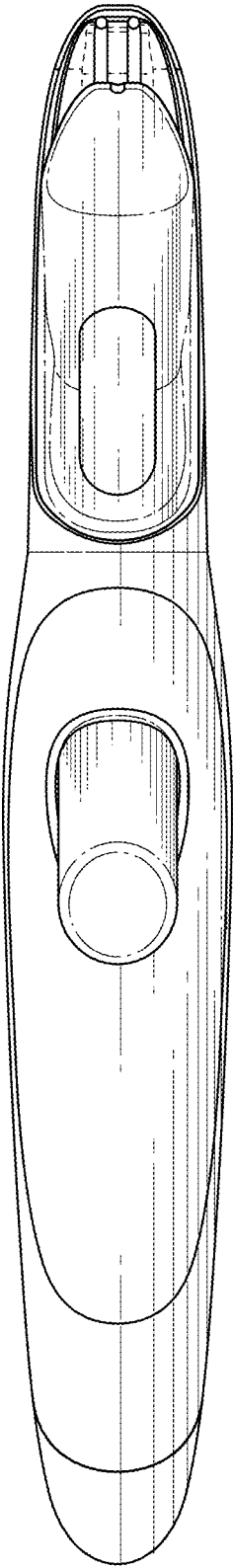


FIG. 6

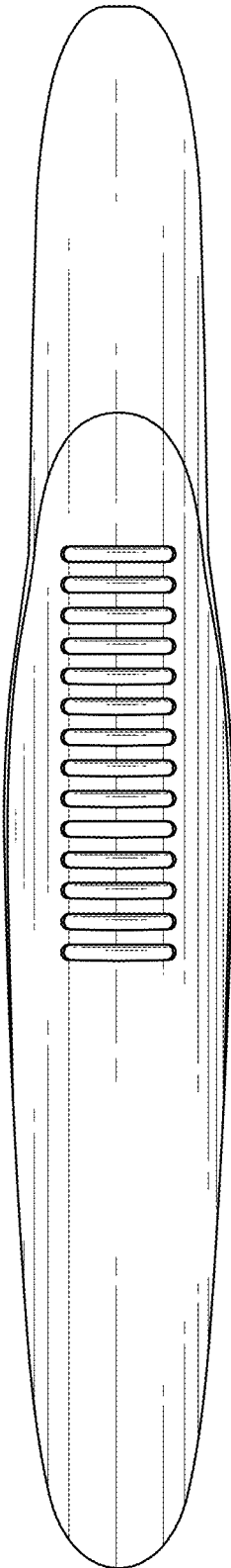


FIG. 7

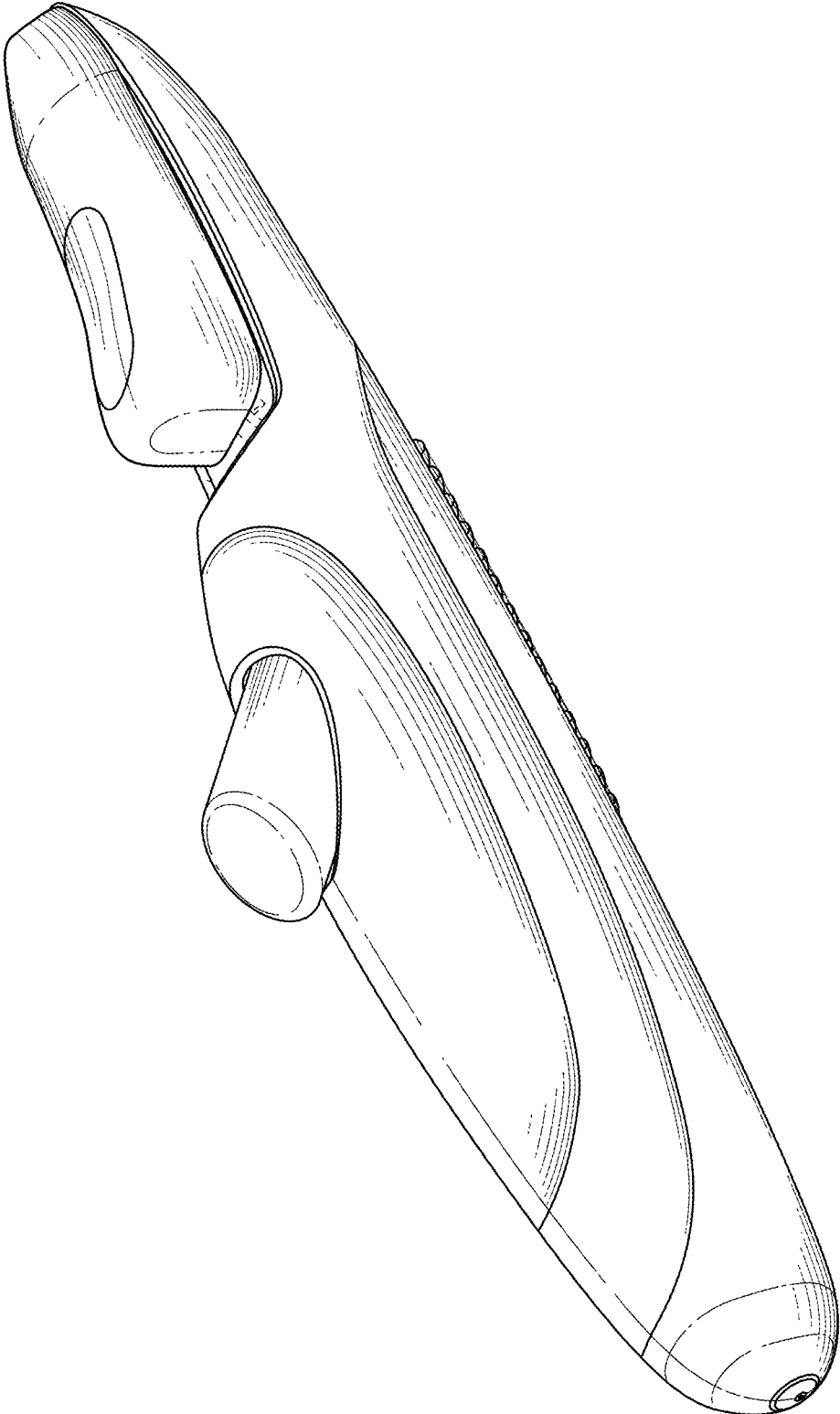


FIG. 8

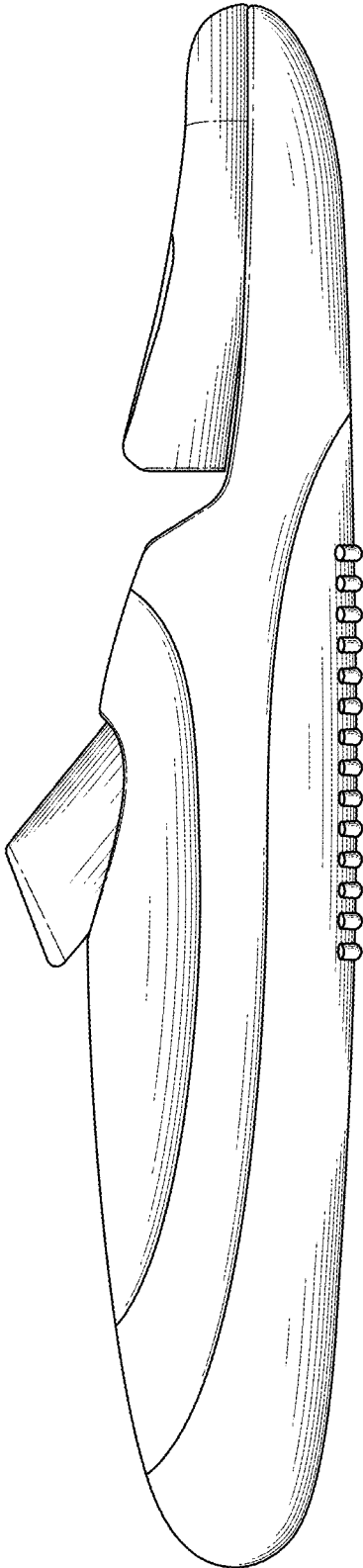


FIG. 9

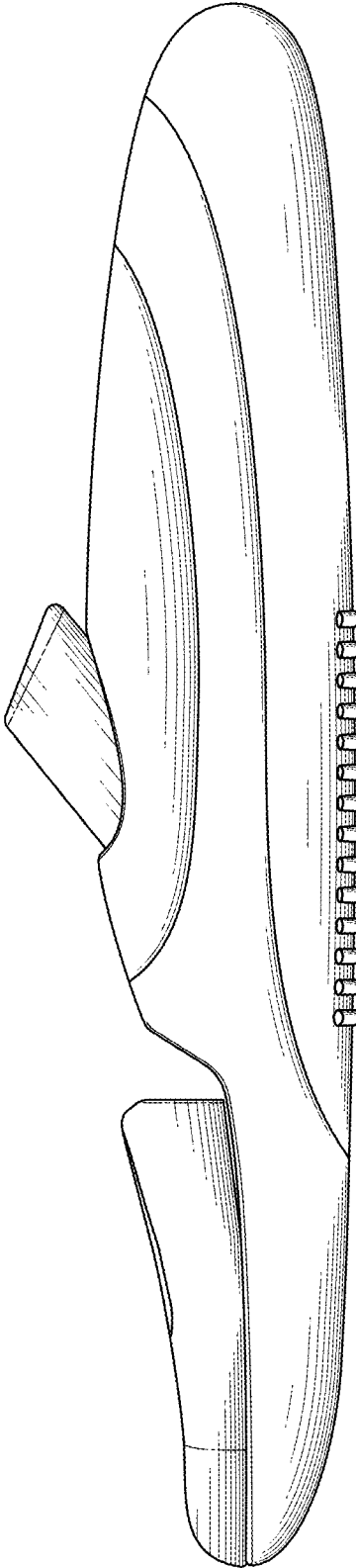


FIG. 10

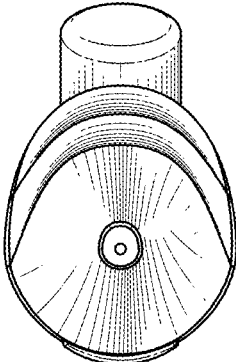


FIG. 11

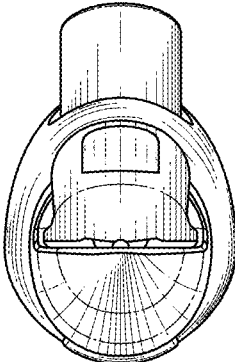


FIG. 12

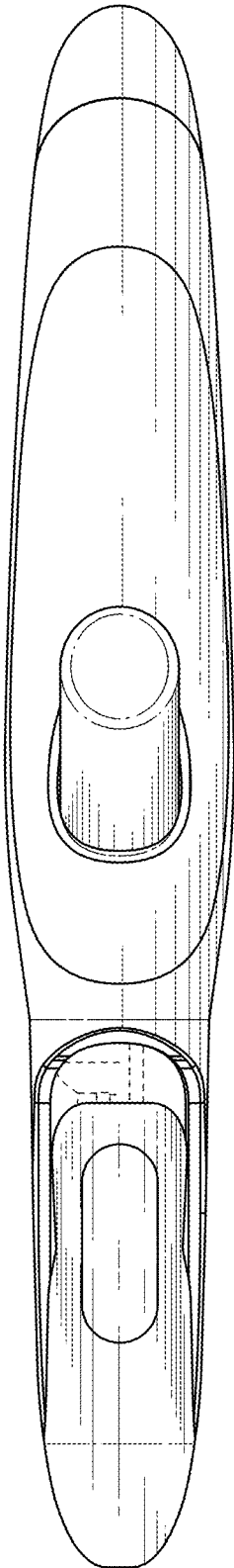


FIG. 13

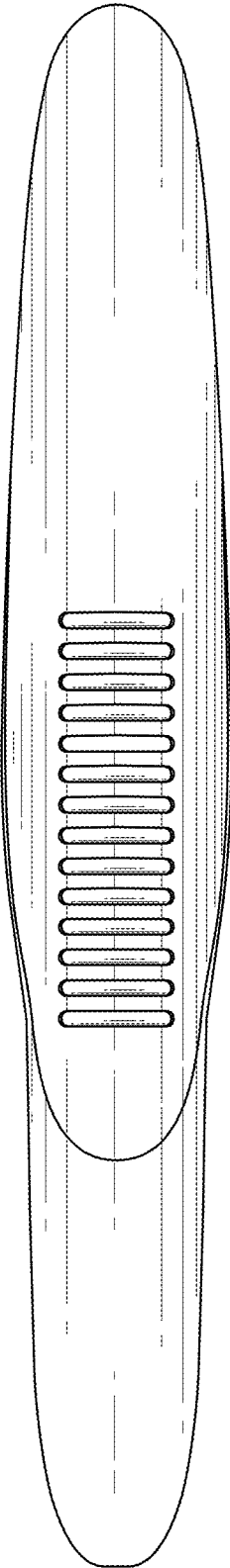


FIG. 14