



HU000025179T2

(19) **HU****MAGYARORSZÁG**
Szellemi Tulajdon Nemzeti Hivatala(11) Lajstromszám: **E 025 179**(13) **T2****EURÓPAI SZABADALOM**
SZÖVEGÉNEK FORDÍTÁSA(21) Magyar ügyszám: **E 08 874003**(22) A bejelentés napja: **2008. 11. 03.**

(96) Az európai bejelentés bejelentési száma:

EP 20080874003

(97) Az európai bejelentés közzétételi adatai:

EP 2268635 A1 **2009. 10. 29.**

(97) Az európai szabadalom megadásának meghirdetési adatai:

EP 2268635 B1 **2015. 06. 10.**(51) Int. Cl.: **C07D 239/50** (2006.01)**A61P 29/00** (2006.01)**C07D 251/54** (2006.01)**C07D 403/04** (2006.01)**A61P 35/00** (2006.01)

(86) A nemzetközi (PCT) bejelentési szám:

PCT/US 08/082202

(87) A nemzetközi közzétételi szám:

WO 09131598

(30) Elsőbbségi adatok:

46496**2008. 04. 21.****US**

(72) Feltaláló(k):

YEN, Chi-Feng, Sanjhih Township 252 (TW)**HU, Cheng-Kung, Hsinchu City 300 (TW)****HUANG, Chang-Pin, Hsinchu City 241 (TW)****HUANG, Ying-Huey, Changhua 506 (TW)****HAKIMELAHI, Gholam Hossein, Richmond Hill Ontario (CA)****KING, Chi-Hsin Richard, Holladay Utah 84124 (US)**

(73) Jogosult(ak):

Taigen Biotechnology Co., Ltd., 114 Taipei (TW)

(74) Képviselő:

dr. Fehérvári Flóra, DANUBIA Szabadalmi és Jogi Iroda Kft., Budapest

(54)

Heterociklus vegyületek

Az európai szabadalom ellen, megadásának az Európai Szabadalmi Közlönyben való meghirdetésétől számított kilenc hónapon belül, felszólalást lehet benyújtani az Európai Szabadalmi Hivatalnál. (Európai Szabadalmi Egyezmény 99. cikk(1))

A fordítást a szabadalmas az 1995. évi XXXIII. törvény 84/H. §-a szerint nyújtotta be. A fordítás tartalmi helyességét a Szellemi Tulajdon Nemzeti Hivatala nem vizsgálta.



(11) **EP 2 268 635 B1**

(12) **EUROPEAN PATENT SPECIFICATION**

(45) Date of publication and mention
of the grant of the patent:
10.06.2015 Bulletin 2015/24

(51) Int Cl.:
C07D 239/50 (2006.01) **C07D 251/54** (2006.01)
C07D 403/04 (2006.01) **A61P 29/00** (2006.01)
A61P 35/00 (2006.01)

(21) Application number: **08874003.0**

(86) International application number:
PCT/US2008/082202

(22) Date of filing: **03.11.2008**

(87) International publication number:
WO 2009/131598 (29.10.2009 Gazette 2009/44)

(54) **HETEROCYCLIC COMPOUNDS**

HETEROCYCLISCHE VERBINDUNGEN

COMPOSÉS HÉTÉROCYCLIQUES

(84) Designated Contracting States:
**AT BE BG CH CY CZ DE DK EE ES FI FR GB GR
HR HU IE IS IT LI LT LU LV MC MT NL NO PL PT
RO SE SI SK TR**

(30) Priority: **21.04.2008 US 46496**

(43) Date of publication of application:
05.01.2011 Bulletin 2011/01

(73) Proprietor: **Taigen Biotechnology Co., Ltd.**
114 Taipei (TW)

(72) Inventors:
• **YEN, Chi-Feng**
Sanjhih Township 252 (TW)
• **HU, Cheng-Kung**
Hsinchu City 300 (TW)
• **HUANG, Chang-Pin**
Hsinchu City 241 (TW)
• **HUANG, Ying-Huey**
Changhua 506 (TW)

• **HAKIMELAHI, Gholam Hossein**
Richmond Hill
Ontario (CA)
• **KING, Chi-Hsin Richard**
Holladay
Utah 84124 (US)

(74) Representative: **Chajmowicz, Marion**
Becker & Associés
25, rue Louis Le Grand
75002 Paris (FR)

(56) References cited:
EP-A1- 0 834 507 WO-A1-01/47897
WO-A2-98/24782 US-A1- 2006 281 712
US-A1- 2006 293 324

Remarks:

The file contains technical information submitted after
the application was filed and not included in this
specification

Note: Within nine months of the publication of the mention of the grant of the European patent in the European Patent Bulletin, any person may give notice to the European Patent Office of opposition to that patent, in accordance with the Implementing Regulations. Notice of opposition shall not be deemed to have been filed until the opposition fee has been paid. (Art. 99(1) European Patent Convention).

EP 2 268 635 B1

Description

BACKGROUND

[0001] Chemokines are a family of cytokines that regulate the adhesion and transendothelial migration of leukocytes during an immune or inflammatory reaction (Mackay C.R., Nat. Immunol., 2001, 2:95; Olson et al., Am. J. Physiol. Regul. Integr. Comp. Physiol., 2002, 283:R7). Chemokines also regulate T cells and B cells trafficking and homing, and contribute to the development of lymphopoietic and hematopoietic systems (Ajuebor et al., Biochem. Pharmacol., 2002, 63:1191). Approximately 50 chemokines have been identified in humans. They can be classified into 4 subfamilies, i.e., CXC, CX3C, CC, and C chemokines, based on the positions of the conserved cysteine residues at the N-terminal (Onuffer et al., Trends Pharmacol. Sci., 2002, 23:459). The biological functions of chemokines are mediated by their binding and activation of G protein-coupled receptors (GPCRs) on the cell surface.

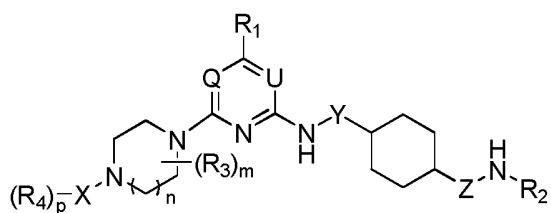
[0002] Stromal-derived factor-1 (SDF-1) is a member of CXC chemokines. It is originally cloned from bone marrow stromal cell lines and found to act as a growth factor for progenitor B cells (Nishikawa et al., Eur. J. Immunol., 1988, 18:1767). SDF-1 plays key roles in homing and mobilization of hematopoietic stem cells and endothelial progenitor cells (Bleul et al., J. Exp. Med., 1996, 184:1101; and Gazzit et al., Stem Cells, 2004, 22:65-73). The physiological function of SDF-1 is mediated by CXCR4 receptor. Mice lacking SDF-1 or CXCR4 receptor show lethal abnormality in bone marrow myelopoiesis, B cell lymphopoiesis, and cerebellar development (Nagasawa et al., Nature, 1996, 382:635; Ma et al., Proc. Natl. Acad. Sci., 1998, 95:9448; Zou et al., Nature, 1998, 393:595; Lu et al., Proc. Natl. Acad. Sci., 2002, 99:7090). CXCR4 receptor is expressed broadly in a variety of tissues, particularly in immune and central nervous systems, and has been described as the major co-receptor for HIV-1/2 on T lymphocytes. Although initial interest in CXCR4 antagonism focused on its potential application to AIDS treatment (Bleul et al., Nature, 1996, 382:829), it is now becoming clear that CXCR4 receptor and SDF-1 are also involved in other pathological conditions such as rheumatoid arthritis, asthma, and tumor metastases (Buckley et al., J. Immunol., 2000, 165:3423). Recently, it has been reported that a CXCR4 antagonist and an anticancer drug act synergistically in inhibiting cancer such as acute promyelocytic leukemia (Liesveld et al., Leukemia Research 2007, 31:1553). Further, the CXCR4/SDF-1 pathway has been shown to be critically involved in the regeneration of several tissue injury models. Specifically, it has been found that the SDF-1 level is elevated at an injured site and CXCR4-positive cells actively participate in the tissue regenerating process.

[0003] Patent applications published as US2006/293324 and US2006/281712 describe pyrimidine compounds for treating inflammatory and immune diseases through their binding to chemokine receptors.

SUMMARY

[0004] This invention is based on the discovery that certain compounds (1) are effective in inhibiting the binding between SDF-1 and chemokine receptors (e.g., CXCR3 or CXCR4 receptors), and (2) exhibit synergistic effects in stem cells and endothelial progenitor cells mobilization, when used in combination with a granulocyte-colony stimulating factor (G-CSF).

[0005] In one aspect, this invention relates to compounds of the following formula:



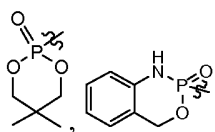
In this formula, each of Q and U is CH or N, provided that at least one of Q and U is N; each of X, Y, and Z, independently, is C₁₋₅ alkylene or deleted; m is 0, 1, 2, 3, 4, or 5; n is 0, 1 or 2; p is 1 or 2; R₁ is H, C₁-C₁₀ alkyl, C₃-C₂₀ cycloalkyl, C₁-C₂₀ heterocycloalkyl, aryl, heteroaryl, halo, CN, OR_a, COOR_a, OC(O)R_a, C(O)R_a, C(O)NR_aR_b, or NR_aR_b; R₂ is C₁-C₁₀ alkyl, C₃-C₂₀ cycloalkyl, C₁-C₂₀ heterocycloalkyl, aryl, heteroaryl, or C₁-C₁₀ alkyl, optionally substituted with C₁-C₁₀ alkyl, C₃-C₂₀ cycloalkyl, C₁-C₂₀ heterocycloalkyl, or N(R_cR_d); R₃, independently, is C₁-C₁₀ alkyl, C₃-C₂₀ cycloalkyl, C₁-C₂₀ heterocycloalkyl, aryl, heteroaryl, halo, CN, OR_e, COOR_e, OC(O)R_e, C(O)R_e, C(O)NR_eR_f, or NR_eR_f; or R₃ is C₁₋₅ alkylene bonded to two carbon atoms of the ring to which it is attached or C₂₋₈ alkylene bonded to one carbon atom of the ring to which it is attached; and R₄ is P(=O)(OR_g)(OR_i), P(=O)(NHR_g)(OR_i), P(=O)(NR_g)(NR_i); in which each of R_a, R_b, R_c, R_d, R_e, R_f, R_g and R_i, independently, is H, C₁-C₁₀ alkyl, C₃-C₂₀ cycloalkyl, C₁-C₂₀ heterocycloalkyl, aryl, heteroaryl, or -C(O)R, R being H, C₁-C₁₀ alkyl, C₃-C₂₀ cycloalkyl, C₁-C₂₀ heterocycloalkyl, aryl, or heteroaryl; or R_a and R_b are linked

and together form C₂₋₈ alkylene, R_c and R_d are linked and together form C₂₋₈ alkylene, R_e and R_f are linked and together form C₂₋₈ alkylene, or R_g and R_i are linked and together form C₁₋₅ alkylene.

[0006] The just-described compounds may have one or more of the following features: U is N; X is -CH₂-, -CH₂CH₂- or -CH₂CH₂CH₂- and p is 1, or X is

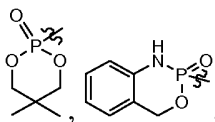


or -CH₂-CH-CH₂- and p is 2; Y is -CH₂ or deleted; Z is -CH₂-; m is 0, 1, or 2; n is 1 or 2; R₁ is NH₂; R₂ is C₁₋₅ alkyl substituted with N(R_eR_d), e.g., -CH₂CH₂-N(R_eR_d) or -CH₂CH₂CH₂-N(R_eR_d), in which R_c is H and R_d is C₁₋₁₀ alkyl, C₃₋₂₀ cycloalkyl, C₁₋₂₀ heterocycloalkyl, aryl, or heteroaryl, or R_c and R_d are linked and together form C₄₋₆ alkylene; R₃ is C₁₋₃ alkyl, C₃₋₈ cycloalkyl, C₁₋₈ heterocycloalkyl, aryl, heteroaryl, halo, CN, OR_e, or C(O)NR_eR_f; or R₃ is C₁₋₂ alkylene bonded to two carbon atoms of the ring to which it is attached or C₂₋₅ alkylene bonded to one carbon atom of the ring to which it is attached; and R₄ is P(=O)(OH)₂, P(=O)(OH)(OCH₂CH₃), P(=O)(OCH₂CH₃)₂,

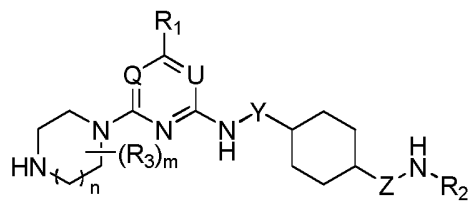


[0007] In another aspect, this invention relates to compounds of the above formula, in which each of Q and U is N or CH, provided at least one of them is N; each of X, Y, and Z, independently, is C₁₋₅ alkylene or deleted, m is 1, 2, 3, 4, or 5; n is 0, 1 or 2; R₁ is H, C₁₋₁₀ alkyl, C₃₋₂₀ cycloalkyl, C₁₋₂₀ heterocycloalkyl, aryl, heteroaryl, halo, CN, OR_a, COOR_a, OC(O)R_a, C(O)R_a, C(O)NR_aR_b, or NR_aR_b; R₂ is C₁₋₁₀ alkyl, C₃₋₂₀ cycloalkyl, C₁₋₂₀ heterocycloalkyl, aryl, heteroaryl, or C₁₋₁₀ alkyl, optionally substituted with C₁₋₁₀ alkyl, C₃₋₂₀ cycloalkyl, C₁₋₂₀ heterocycloalkyl, or N(R_cR_d); R₃ is C₁₋₁₀ alkyl, C₃₋₂₀ cycloalkyl, C₁₋₂₀ heterocycloalkyl, aryl, heteroaryl, halo, CN, OR_e, COOR_e, OC(O)R_e, C(O)R_e, C(O)NR_eR_f, or NR_eR_f; or R₃ is C₁₋₅ alkylene bonded to two carbon atoms of the ring to which it is attached or C₂₋₈ alkylene bonded to one carbon atom of the ring to which it is attached; and R₄ is H, C₁₋₁₀ alkyl, C₃₋₂₀ cycloalkyl, C₁₋₂₀ heterocycloalkyl, aryl, heteroaryl, OR_g, COOR_g, C(O)R_g, C(O)NR_gR_i, P(=O)(OR_g)(OR_i), P(=O)(NHR_g)(OR_i), P(=O)(NR_g)(NR_i), S(=O)₂OR_g, or S(=O)₂R_g; in which each of R_a, R_b, R_c, R_d, R_e, R_f, R_g and R_i, independently, is H, C₁₋₁₀ alkyl, C₃₋₂₀ cycloalkyl, C₁₋₂₀ heterocycloalkyl, aryl, heteroaryl, or -C(O)R, R being H, C₁₋₁₀ alkyl, C₃₋₂₀ cycloalkyl, C₁₋₂₀ heterocycloalkyl, aryl, or heteroaryl; or R_a and R_b are linked and together form C₂₋₈ alkylene, R_c and R_d are linked and together form C₂₋₈ alkylene, R_e and R_f are linked and together form C₂₋₈ alkylene, or R_g and R_i are linked and together form C₂₋₈ alkylene.

[0008] The just-described compounds may have one or more of the following features: U is N; X is -CH₂-, -CH₂CH₂-, -CH₂CH₂CH₂-, or deleted; Y is -CH₂ or deleted; Z is -CH₂-; m is 1 or 2; n is 1 or 2; R₁ is NH₂; R₂ is C₁₋₅ alkyl substituted with N(R_cR_d), e.g., -CH₂CH₂-N(R_cR_d) or -CH₂CH₂CH₂-N(R_cR_d), in which R_c is H and R_d is C₁₋₁₀ alkyl, C₃₋₂₀ cycloalkyl, C₁₋₂₀ heterocycloalkyl, aryl, or heteroaryl, or R_c and R_d are linked and together form C₄₋₆ alkylene; R₃ is C₁₋₃ alkyl, C₃₋₈ cycloalkyl, C₁₋₈ heterocycloalkyl, aryl, heteroaryl, halo, CN, OR_e, or C(O)NR_eR_f; or R₃ is C₁₋₂ alkylene bonded to two carbon atoms of the ring to which it is attached or C₂₋₅ alkylene bonded to one carbon atom of the ring to which it is attached; and R₄ is P(=O)(OH)₂, P(=O)(OH)(OCH₂CH₃), P(=O)(OCH₂CH₃)₂,



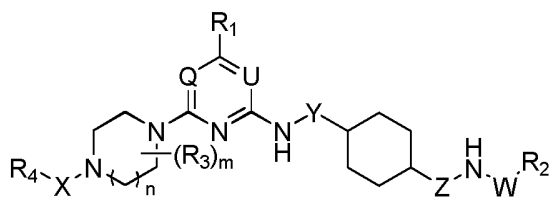
[0009] Compounds of the following formula are further described:



In this formula, each of Q and U is N or CH, provided at least one of them is N; each of Y and Z, independently, is C₁₋₅ alkylene or deleted; m is 0, 1, 2, 3, 4, or 5; n is 0, 1 or 2; R₁ is H, C₁-C₁₀ alkyl, C₃-C₂₀ cycloalkyl, C₁-C₂₀ heterocycloalkyl, aryl, heteroaryl, halo, CN, OR_a, COOR_a, OC(O)R_a, C(O)R_a, C(O)NR_aR_b, or NR_aR_b; R₂ is C₁-C₁₀ alkyl, C₃-C₂₀ cycloalkyl, C₁-C₂₀ heterocycloalkyl, aryl, heteroaryl, or C₁-C₁₀ alkyl, optionally substituted with C₁-C₁₀ alkyl, C₃-C₂₀ cycloalkyl, C₁-C₂₀ heterocycloalkyl, or N(R_cR_d); and R₃ is C₁-C₁₀ alkyl, C₃-C₂₀ cycloalkyl, C₁-C₂₀ heterocycloalkyl, aryl, heteroaryl, halo, CN, OR_e, COOR_e, OC(O)R_e, C(O)R_e, C(O)NR_eR_f, or NR_eR_f; or R₃ is C₁₋₅ alkylene bonded to two carbon atoms of the ring to which it is attached or C₂₋₈ alkylene bonded to one carbon atom of the ring to which it is attached; in which each of R_a, R_b, R_c, R_d, R_e, and R_f, independently, is H, C₁-C₁₀ alkyl, C₃-C₂₀ cycloalkyl, C₁-C₂₀ heterocycloalkyl, aryl, heteroaryl, or -C(O)R, R being H, C₁-C₁₀ alkyl, C₃-C₂₀ cycloalkyl, C₁-C₂₀ heterocycloalkyl, aryl, or heteroaryl; or R_a and R_b are linked and together form C₂₋₈ alkylene, R_c and R_d are linked and together form C₂₋₈ alkylene, or R_e and R_f are linked and together form C₂₋₈ alkylene.

[0010] The just-described compounds may have one or more of the following features: U is N; Y is -CH₂ or deleted; Z is -CH₂-; m is 0, 1 or 2; n is 1 or 2; R₁ is NH₂; R₂ is C₁₋₅ alkyl substituted with N(R_eR_d), e.g., -CH₂CH₂-N(R_cR_d) or -CH₂CH₂CH₂-N(R_cR_d), in which R_c is H and R_d is C₁-C₁₀ alkyl, C₃-C₂₀ cycloalkyl, C₁-C₂₀ heterocycloalkyl, aryl, or heteroaryl, or R_c and R_d are linked and together form C₄₋₆ alkylene; R₃ is C₁-C₃ alkyl, C₃-C₈ cycloalkyl, C₁-C₈ heterocycloalkyl, aryl, heteroaryl, halo, CN, OR_e, or C(O)NR_eR_f, or R₃ is C₁₋₂ alkylene bonded to two carbon atoms of the ring to which it is attached or C₂₋₅ alkylene bonded to one carbon atom of the ring to which it is attached;

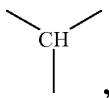
[0011] Compounds of the following formula are also described:



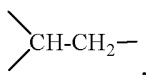
In the formula, each of Q and U is N or CH, provided at least one of them is N; each of W, X, Y, and Z, independently, is C₁₋₅ alkylene or deleted; m is 0, 1, 2, 3, 4, or 5; n is 0, 1 or 2; R₁ is H, C₁-C₁₀ alkyl, C₃-C₂₀ cycloalkyl, C₁-C₂₀ heterocycloalkyl, aryl, heteroaryl, halo, CN, OR_a, COOR_a, OC(O)R_a, C(O)R_a, C(O)NR_aR_b, or NR_aR_b; R₂ is piperidin-1-yl, (bicyclo[2.2.1]heptanyl)amino, (cyclohexylmethyl)amino, (2,3-dihydro-1H-inden-2-yl)amino, phenylamino, or benzylamino; R₃ is C₁-C₁₀ alkyl, C₃-C₂₀ cycloalkyl, C₁-C₂₀ heterocycloalkyl, aryl, heteroaryl, halo, CN, OR_e, COOR_e, OC(O)R_e, C(O)R_e, C(O)NR_eR_f, or NR_eR_f; or R₃ is C₁₋₅ alkylene bonded to two carbon atoms of the ring to which it is attached or C₂₋₈ alkylene bonded to one carbon atom of the ring to which it is attached; and R₄ is H, C₁-C₁₀ alkyl, C₃-C₂₀ cycloalkyl, C₁-C₂₀ heterocycloalkyl, aryl, heteroaryl, OR_g, COOR_g, C(O)R_g, or C(O)NR_gR_i; in which each of R_a, R_b, R_e, R_f, R_g and R_i, independently, is H, C₁-C₁₀ alkyl, C₃-C₂₀ cycloalkyl, C₁-C₂₀ heterocycloalkyl, aryl, heteroaryl, or -C(O)R, R being H, C₁-C₁₀ alkyl, C₃-C₂₀ cycloalkyl, C₁-C₂₀ heterocycloalkyl, aryl, or heteroaryl; or R_a and R_b are linked and together form C₂₋₈ alkylene, R_e and R_f are linked and together form C₂₋₈ alkylene, or R_g and R_i are linked and together form C₂₋₈ alkylene.

[0012] The just-described compounds may have one or more of the following features: U is N; X is -CH₂-, -CH₂CH₂- or -CH₂CH₂CH₂-; Y is -CH₂ or deleted; Z is -CH₂-; W is -CH₂CH₂-; m is 1 or 2; n is 1 or 2; R₁ is NH₂; and R₃ is C₁-C₃ alkyl, C₃-C₈ cycloalkyl, C₁-C₈ heterocycloalkyl, aryl, heteroaryl, halo, CN, OR_e, or C(O)NR_eR_f; or R₃ is C₁₋₂ alkylene bonded to two carbon atoms of the ring to which it is attached or C₂₋₅ alkylene bonded to one carbon atom of the ring to which it is attached.

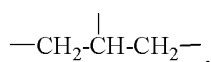
[0013] The term "alkyl" refers to a saturated or unsaturated, linear or branched hydrocarbon moiety, such as -CH_3 , $\text{-CH}_2\text{-CH=CH}_2$, or branched $\text{-C}_3\text{H}_7$. The term "alkylene" refers to a divalent or multivalent, saturated or unsaturated, linear or branched hydrocarbon moiety, such as $\text{-CH}_2\text{-}$.



-CH₂CH₂-,



-CH₂CH₂CH₂-,



or -CH=CH-. The term "cycloalkyl" refers to a saturated or unsaturated, non-aromatic, monocyclic, bicyclic, tricyclic, or tetracyclic hydrocarbon moiety, such as cyclohexyl, cyclohexen-3-yl, or adamantyl. The term "heterocycloalkyl" refers to a saturated or unsaturated, non-aromatic, monocyclic, bicyclic, tricyclic, or tetracyclic moiety having one or more ring heteroatoms (e.g., N, O, or S), such as 4-tetrahydropyranyl or 4-pyranyl. The term "aryl" refers to a hydrocarbon moiety having one or more aromatic rings. Examples of aryl moieties include phenyl (Ph), phenylene, naphthyl, naphthylene, pyrenyl, anthryl, and phenanthryl. The term "heteroaryl" refers to a moiety having one or more aromatic rings that contain at least one heteroatom (e.g., N, O, or S). Examples of heteroaryl moieties include furyl, furylene, fluorenyl, pyrrolyl, thienyl, oxazolyl, imidazolyl, thiazolyl, pyridyl, pyrimidinyl, quinazolinyl, quinolyl, isoquinolyl and indolyl.

[0014] Alkyl, alkylene, cycloalkyl, heterocycloalkyl, aryl, and heteroaryl mentioned herein include both substituted and unsubstituted moieties, unless specified otherwise. Possible substituents on cycloalkyl, heterocycloalkyl, aryl, and heteroaryl include, but are not limited to, C₁-C₁₀ alkyl, C₂-C₁₀ alkenyl, C₂-C₁₀ alkynyl, C₃-C₂₀ cycloalkyl, C₃-C₂₀ cycloalkenyl, C₁-C₂₀ heterocycloalkyl, C₁-C₂₀ heterocycloalkenyl, C₁-C₁₀ alkoxy, aryl, aryloxy, heteroaryl, heteroaryloxy, amino, C₁-C₁₀ alkylamino, C₁-C₂₀ dialkylamino, arylamino, diarylamino, hydroxyl, halogen, thio, C₁-C₁₀ alkylthio, arylthio, C₁-C₁₀ alkylsulfonyl, arylsulfonyl, acylamino, aminoacyl, aminothioacyl, amidino, guanidine, ureido, cyano, nitro, acyl, thioacyl, acyloxy, carboxyl, and carboxylic ester. On the other hand, possible substituents on alkyl and alkylene include all of the above-recited substituents except C₁-C₁₀ alkyl, C₂-C₁₀ alkenyl, and C₂-C₁₀ alkynyl. Cycloalkyl, heterocycloalkyl, aryl, and heteroaryl can also be fused with each other.

[0015] The compounds described above include the compounds themselves, as well as their salts, and solvates, if applicable. A salt, for example, can be formed between an anion and a positively charged group (e.g., amino) on a compound having one of the above formulas. Suitable anions include chloride, bromide, iodide, sulfate, nitrate, phosphate, citrate, methanesulfonate, trifluoroacetate, acetate, malate, tosylate, tartrate, fumurate, glutamate, glucuronate, lactate, glutarate, and maleate. Likewise, a salt can also be formed between a cation and a negatively charged group (e.g., carboxylate) on a compound having one of the above formulas. Suitable cations include sodium ion, potassium ion, magnesium ion, calcium ion, and an ammonium cation such as tetramethylammonium ion. The compounds also include those salts containing quaternary nitrogen atoms. A solvate refers to a complex formed between an active compound and a pharmaceutically acceptable solvent. Examples of pharmaceutically acceptable solvents include water, ethanol, isopropanol, ethyl acetate, acetic acid, and ethanolamine.

[0016] In still another aspect, this invention relates to a method for treating a medical condition related to CXCR4, such as an inflammatory or immune disease, a developmental or degenerative disease, a tissue injury, or cancer. The method includes administering to a subject in need thereof an effective amount of one or more compounds of formula (I) shown above.

[0017] An inflammatory disease is characterized by a local or systemic, acute or chronic inflammation. Examples include retinopathy (e.g., diabetic retinopathy and proliferative retinopathy), inflammatory dermatoses (e.g., dermatitis, eczema, atopic dermatitis, allergic contact dermatitis, urticaria, necrotizing vasculitis, cutaneous vasculitis, hypersensitivity vasculitis, eosinophilic myositis, polymyositis, dermatomyositis, and eosinophilic fasciitis), inflammatory bowel diseases (e.g., Crohn's disease and ulcerative colitis), hypersensitivity lung diseases (e.g., hypersensitivity pneumonitis, eosinophilic pneumonia, delayed-type hypersensitivity, interstitial lung disease (ILD), idiopathic pulmonary fibrosis, and ILD associated with rheumatoid arthritis), macular edema, asthma, and allergic rhinitis.

[0018] An immune disease is characterized by a hyper- or hypo-reaction of the immune system. Examples include, but are not limited to, autoimmune diseases (e.g., rheumatoid arthritis, psoriatic arthritis, systemic lupus erythematosus,

myasthenia gravis, Type I diabetes mellitus, glomerulonephritis, autoimmune thyroiditis, ankylosing spondylitis, systemic sclerosis, and multiple sclerosis), acute and chronic inflammatory diseases (e.g., systemic anaphylaxis or hypersensitivity responses, drug allergies, insect sting allergies, graft rejection, including allograft rejection, and graft-versus-host disease), Sjogren's syndrome, and human immunodeficiency virus infection.

[0019] Developmental diseases are growth or differentiation related disorders that lead to loss-of-function or gain-of-function. Degenerative diseases generally refer to change of a tissue to a lower or less functional form. Examples of a developmental or degenerative disease include age-related macular degeneration, corneal neovascularization, iris neovascularization, spinal muscular atrophy, Duchenne muscular dystrophy, Parkinson's disease, and Alzheimer's disease. Tissue injuries can be caused by oxidative stress (e.g., ischemia-reperfusion in stroke or myocardial infarction), complement activation, graft rejection, chemicals (e.g., alcohol-induced liver damage or mucosal tissue injuries in cancer therapy), viral infection (e.g., glomerular injuries associated with hepatitis C infection), and mechanical forces (e.g., sports injury). Examples of tissue injuries include brain injury, nerve injury, heart injury, liver damage, skeletal muscle injury, kidney damage, pancreatic injury, lung injury, skin injury, limb ischemia, silent ischemia, cardiac ischemia, and gastrointestinal tract injury.

[0020] Cancer is a class of diseases in which a group of cells having the capacity for autonomous growth, i.e., an abnormal state or condition characterized by rapidly proliferating cell growth and sometimes tumor metastasis. Examples of cancers include, but are not limited to, carcinoma and sarcoma such as leukemia, sarcomas, osteosarcoma, lymphomas, melanoma, ovarian cancer, skin cancer, testicular cancer, gastric cancer, pancreatic cancer, renal cancer, breast cancer, prostate colorectal cancer, cancer of head and neck, brain cancer, esophageal cancer, bladder cancer, adrenal cortical cancer, lung cancer, bronchus cancer, endometrial cancer, nasopharyngeal cancer, cervical or hepatic cancer, colon cancer, kidney cancer, thyroid cancer, haematopoietic cancer, and cancer of unknown primary site.

[0021] A subject in need of the above-described treatment can also be concurrently administered with an effective amount of one of the heterocyclic compounds described above and an effective amount of one or more other therapeutic agents. The therapeutic agents include a G-CSF, a steroidal or a non-steroidal anti-inflammatory drug, a chemotherapeutic agent, an anti-angiogenesis agent, a COX2 inhibitor, a leukotriene receptor inhibitor, a prostaglandin modulator, a TNF modulator, and an immunosuppressive agent (e.g., cyclosporine A). For example, one can use a combination of a compound of this invention and a chemotherapeutic agent to treat cancers, either hematological cancer or solid cancer. Without being bound by theory, in treating hematological cancer (e.g., acute myeloid leukemia and acute lymphoblastic leukemia), the heterocyclic compound acts as a "chemosensitizer" to mobilize cancer cells from bone marrow and the chemotherapeutic agent and then kills these cancer cells, thereby resulting in enhanced treatment effect. Also, without being bound by theory, in treating solid cancer, the heterocyclic compound acts as an anti-angiogenesis agent, and, when used together with a chemotherapeutic agent, enhances treatment effect. As another example, one can use a compound of this invention and another anti-angiogenesis agent to treat retinopathy, age-related macular degeneration, macular edema, corneal neovascularization, or iris neovascularization. G-CSF is a haematopoietic growth factor that stimulates the bone marrow to produce more white blood cells. A chemotherapeutic agent is a drug that inhibits cancer cell growth or a cytotoxic agent. An anti-angiogenesis agent is a drug that confers its therapeutical effects via inhibiting the angiogenesis process. Examples of angiogenesis agents include, but are not limited to, Avastin, Lucentis, Sunitinib, and Sorafenib. The term "concurrently administered" refers to administering two or more active agents at the same time or at different times during the period of treatment. An example of concurrent administration is to apply a solid or liquid mixture of the two or more active agents to a patient.

[0022] In yet another aspect, it is described a method for enhancing migration of bone marrow-derived cells to blood. The method includes administering to a subject in need thereof an effective amount of one or more compounds of formula (I) shown above. The term "bone marrow-derived cells" refers to cells originating from bone marrow. Examples of bone marrow-derived cells include, but are not limited to, CD34+ cells and CD133+ cells. Preferably, bone marrow-derived cells are stem cells or endothelial progenitor cells. In this method, an effective amount of a G-CSF growth factor may also be used.

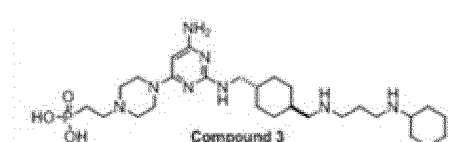
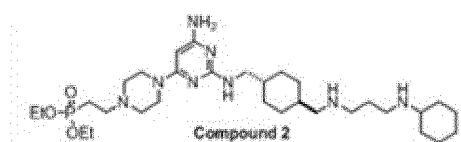
[0023] Also within the scope of this invention is a composition containing one or more of the compounds and a pharmaceutically acceptable carrier described above for use in treating an above-described medical condition, and the use of such a composition for the manufacture of a medicament for the just-mentioned treatment.

[0024] The details of one or more embodiments of the invention are set forth in the description below. Other features, objects, and advantages of the invention will be apparent from the description and from the claims.

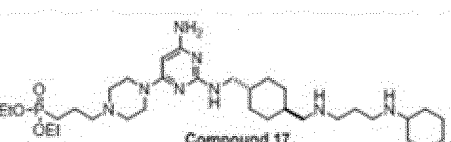
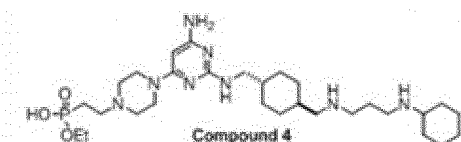
DETAILED DESCRIPTION

[0025] Shown below are exemplary compounds of this invention:

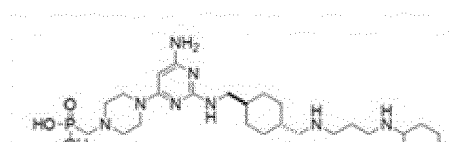
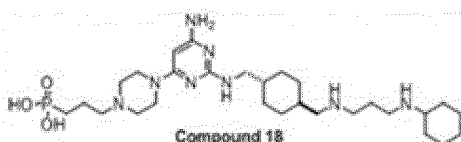
5



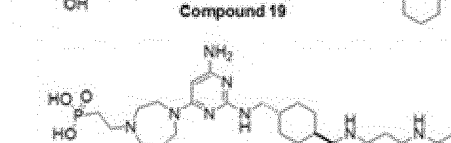
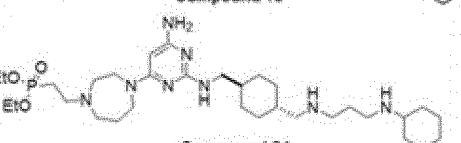
10



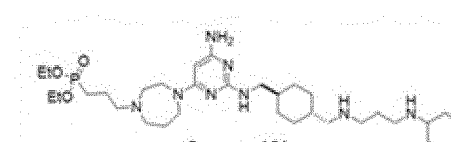
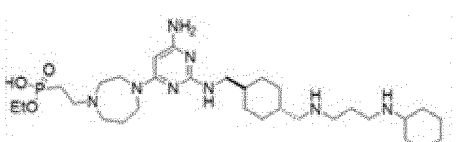
15



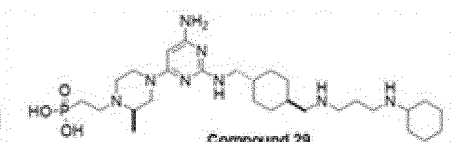
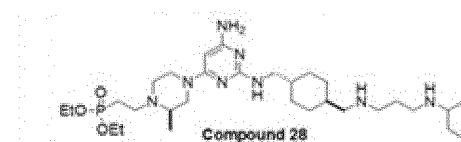
20



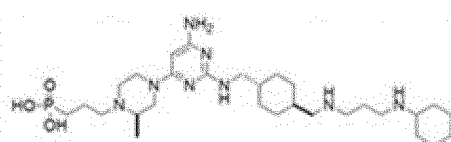
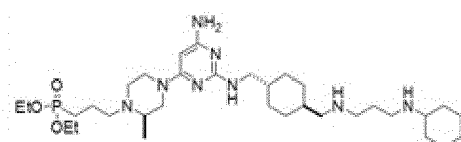
25



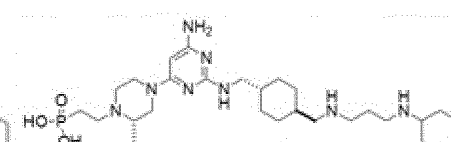
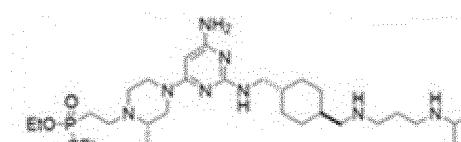
30



35

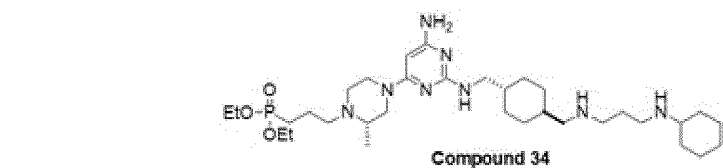


40

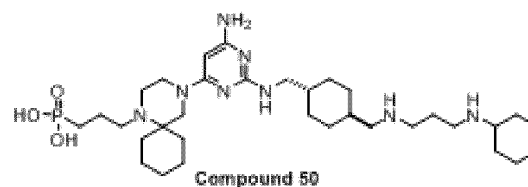
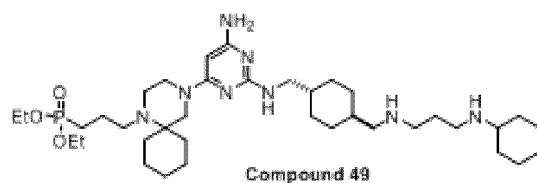
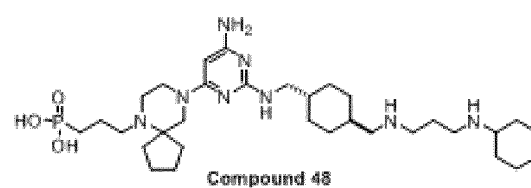
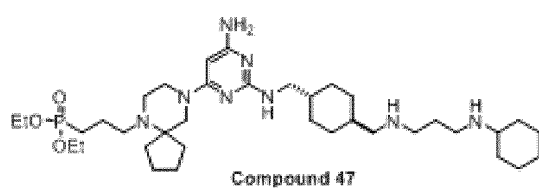
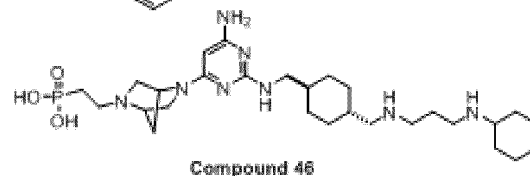
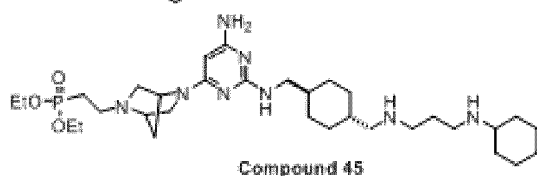
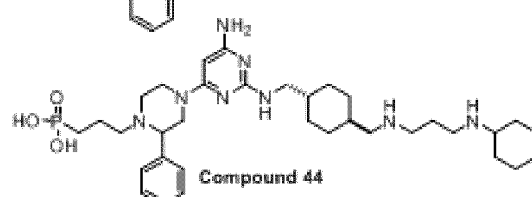
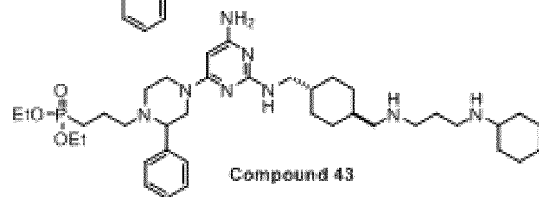
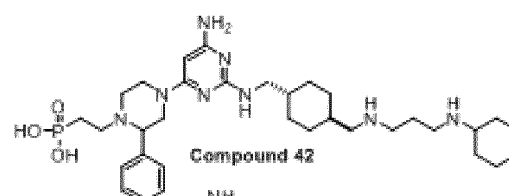
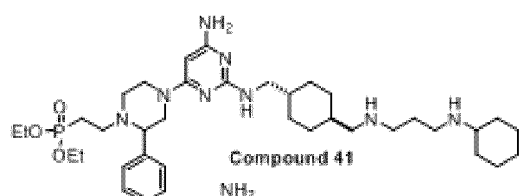
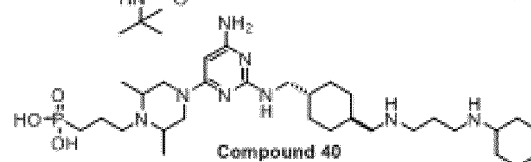
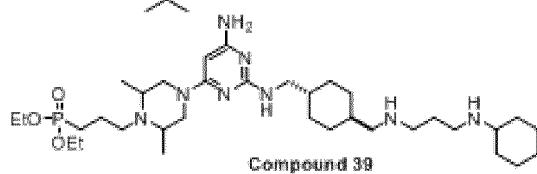
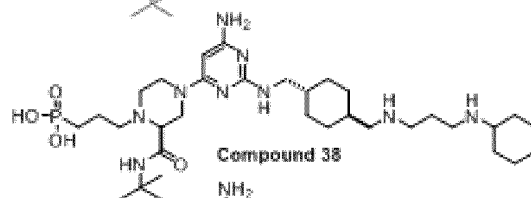
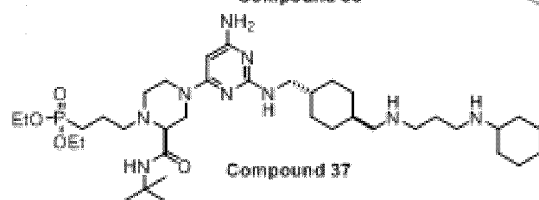
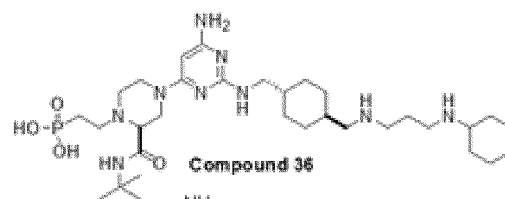
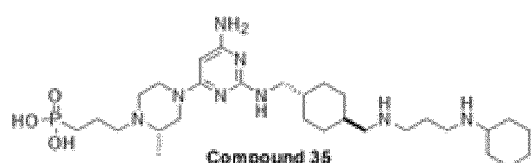


45

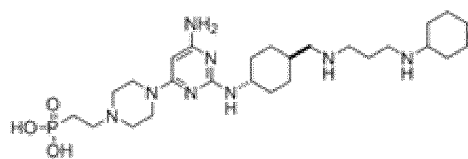
50



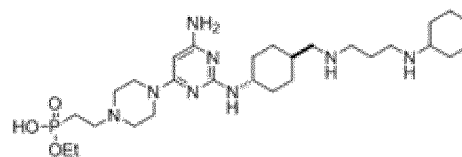
55



5

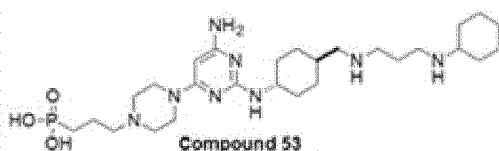


Compound 51

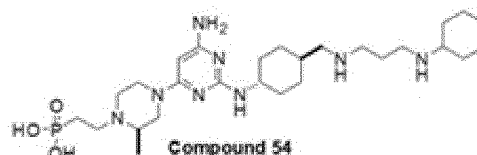


Compound 52

10

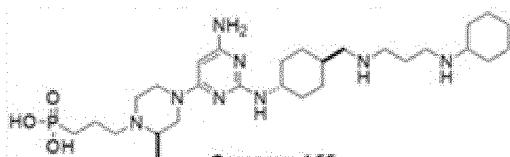


Compound 53

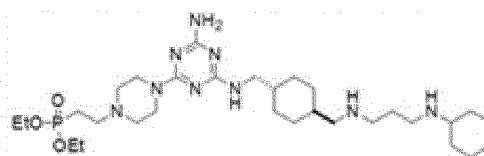


Compound 54

15

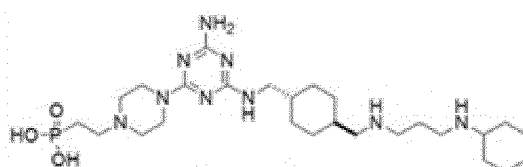


Compound 55

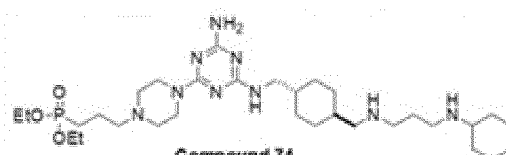


Compound 62

20

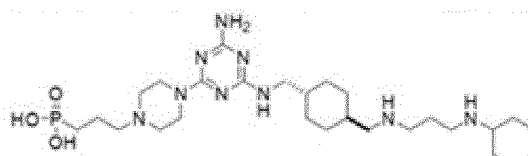


Compound 63

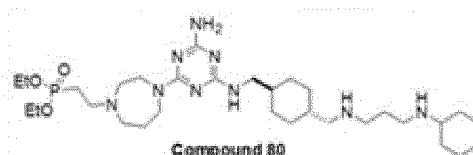


Compound 74

30

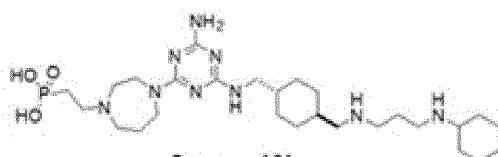


Compound 75

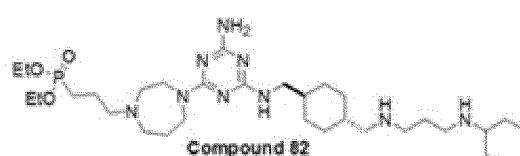


Compound 80

35

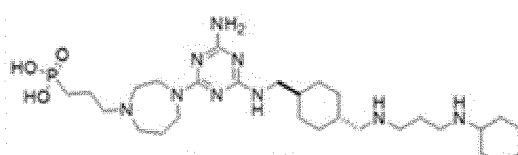


Compound 81

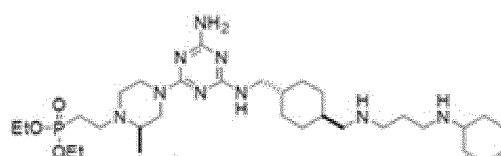


Compound 82

40



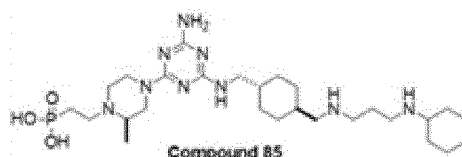
Compound 83



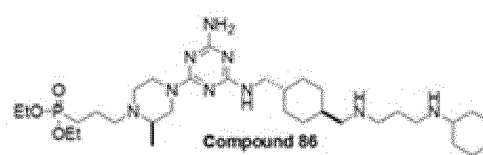
Compound 84

45

50

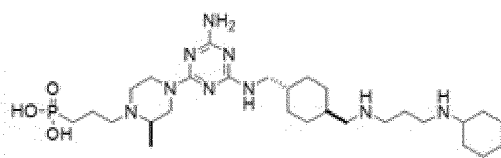


Compound 85

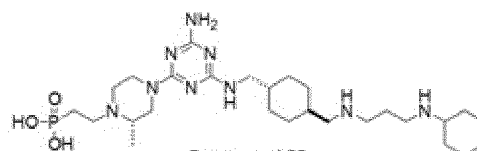


Compound 86

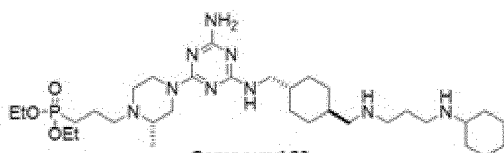
55



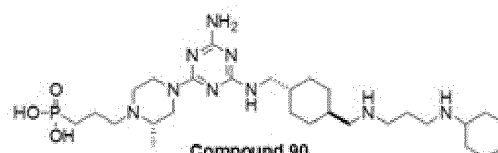
Compound 87



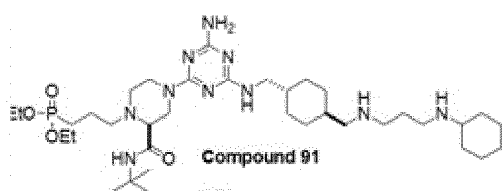
Compound 88



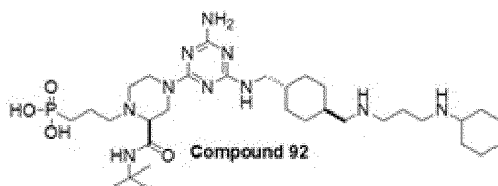
Compound 89



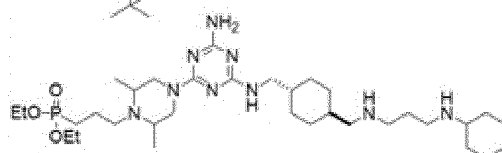
Compound 90



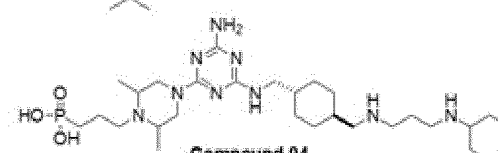
Compound 91



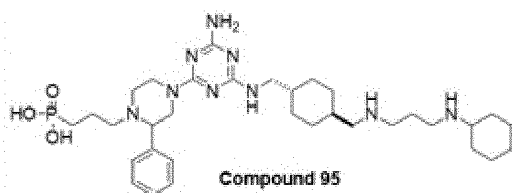
Compound 92



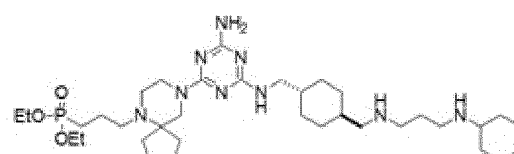
Compound 93



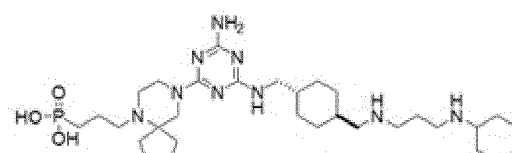
Compound 94



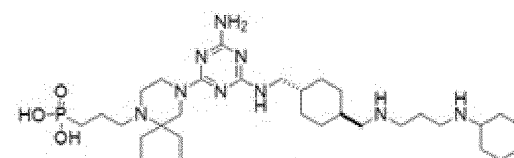
Compound 95



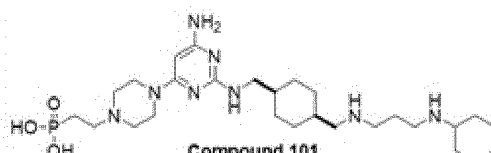
Compound 96



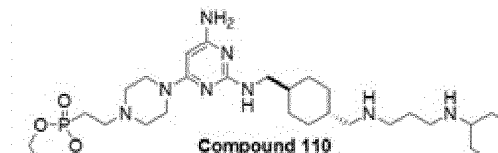
Compound 97



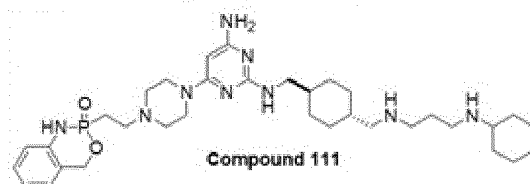
Compound 98



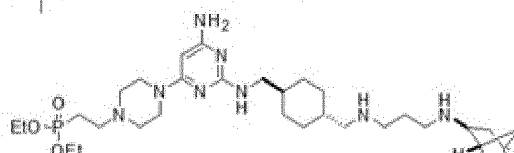
Compound 101



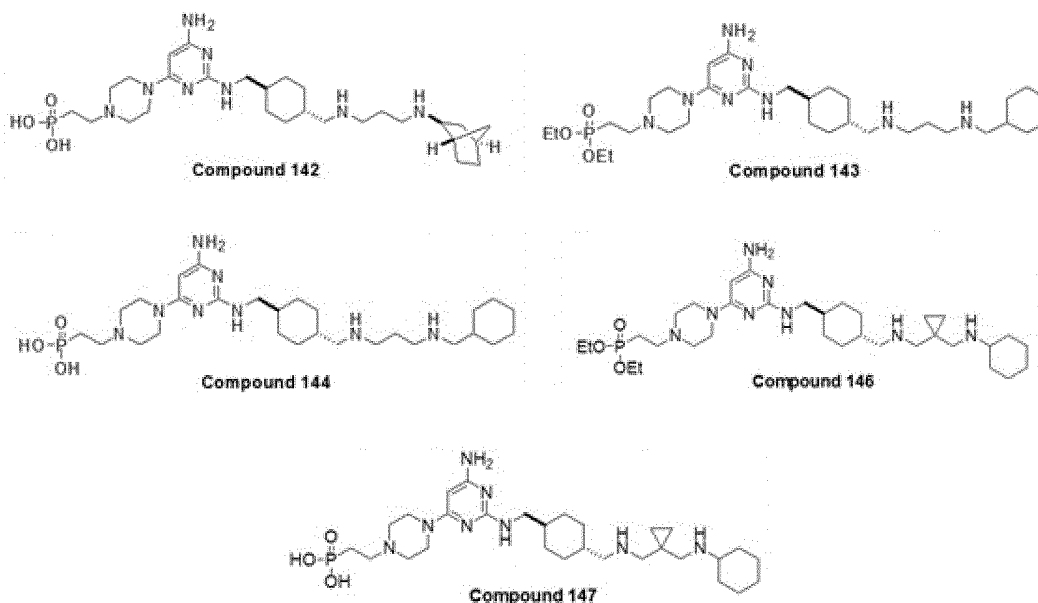
Compound 110



Compound 111



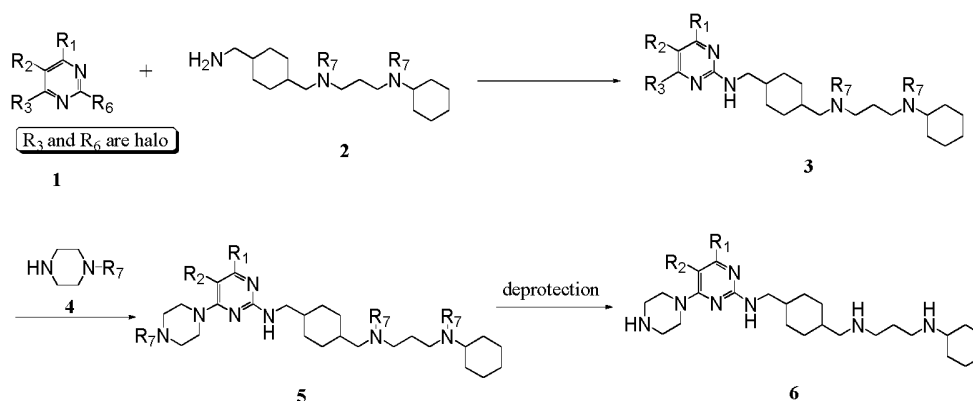
Compound 141



[0026] The compounds described above can be prepared by methods well known in the art.

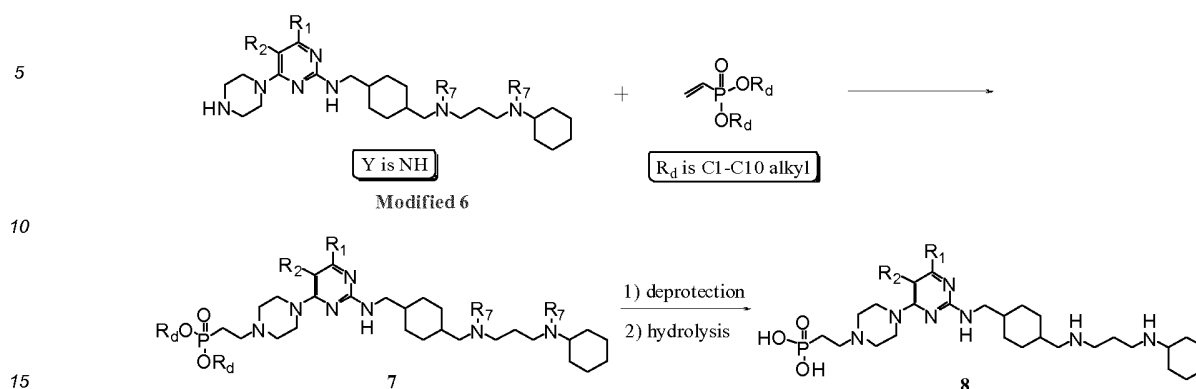
[0027] Scheme I below depicts a typical synthetic route for synthesizing certain exemplary compounds. Compound (1) containing two halo groups (R_3 and R_6 are halo) reacts with an amino compound (2) to give a compound of formula (3), which reacts with piperazine compound (4) containing a nitrogen ring atom to give a compound of formula (5). Finally, deprotection of the resultant compound, if necessary, affords a compound of formula (6), which is one of the compounds of this invention.

Scheme I



[0028] Scheme I can be modified in various manners to prepare other compounds of this invention. For example, an amino compound different from compound (2) may be used, or piperazine compound (4) can be replaced by an imidazolidine or diazepane compound. As another example, compound (6) can be further modified as shown in Scheme II below to obtain phosphonate compound (7) or phosphonic acid (8).

Scheme II



[0029] A compound thus synthesized can be purified by a method such as column chromatography, high-pressure liquid chromatography, or recrystallization.

[0030] Examples below provide detailed descriptions of the preparation of Compounds of this invention.

[0031] The intermediates used in the methods described above are either commercially available or can be prepared by methods known in the art. The methods may also additionally include steps, either before or after the steps described specifically herein, to add or remove suitable protecting groups in order to ultimately allow synthesis of the compounds. In addition, various synthetic steps may be performed in an alternate sequence or order to give the desired compounds. Synthetic chemistry transformations and protecting group methodologies (protection and deprotection) useful in synthesizing applicable compounds are known in the art and include, for example, those described in R. Larock, *Comprehensive Organic Transformations*, VCH Publishers (1989); T.W. Greene and P.G.M. Wuts, *Protective Groups in Organic Synthesis*, 2nd Ed., John Wiley and Sons (1991); L. Fieser and M. Fieser, *Fieser and Fieser's Reagents for Organic Synthesis*, John Wiley and Sons (1994); and L. Paquette, ed., *Encyclopedia of Reagents for Organic Synthesis*, John Wiley and Sons (1995) and subsequent editions thereof.

[0032] The compounds mentioned herein may contain a non-aromatic double bond and one or more asymmetric centers. Thus, they can occur as racemates and racemic mixtures, single enantiomers, individual diastereomers, diastereomeric mixtures, and cis- or trans- isomeric forms. All such isomeric forms are contemplated.

[0033] Also within the scope of this invention is a pharmaceutical composition containing an effective amount of at least one compound described above and a pharmaceutical acceptable carrier. Further, it is described a method of administering an effective amount of one or more of the compounds of this invention to a patient having a disease described in the summary section above for treating the disease. It is also described a method of administering an effective amount of one or more of the compounds to a subject for enhancing migration of bone marrow-derived cells to blood.

[0034] The term "treating" or "treatment" refers to administering one or more compounds to a subject, who has an above-described medical condition, a symptom of such a medical condition, or a predisposition toward such a medical condition, with the purpose to confer a therapeutic effect, e.g., to cure, relieve, alter, affect, ameliorate, or prevent the above-described medical condition, the symptom of it, or the predisposition toward it. "An effective amount" refers to the amount of an active compound that is required to confer the therapeutic effect. Effective doses will vary, as recognized by those skilled in the art, depending on the types of diseases treated, route of administration, excipient usage, and the possibility of co-usage with other therapeutic treatment.

[0035] To practice the method of the present invention, a composition having one or more compounds can be administered parenterally, orally, nasally, rectally, topically, or buccally. The term "parenteral" as used herein refers to subcutaneous, intracutaneous, intravenous, intramuscular, intraarticular, intraarterial, intrasynovial, intrasternal, intrathecal, intralesional, or intracranial injection, as well as any suitable infusion technique. The composition can take the form of solutions, suspensions, emulsion, tablets, pills, capsules, powders, microparticles, or nanoparticles. It can be also formulated to achieve controlled-release or sustained-release of the active ingredients.

[0036] A sterile injectable composition can be a solution or suspension in a non-toxic parenterally acceptable diluent or solvent, such as a solution in 1,3-butanediol. Among the acceptable vehicles and solvents that can be employed are mannitol, water, Ringer's solution, and isotonic sodium chloride solution. In addition, fixed oils are conventionally employed as a solvent or suspending medium (e.g., synthetic mono- or diglycerides). Fatty acid, such as oleic acid and its glyceride derivatives are useful in the preparation of injectables, as are natural pharmaceutically acceptable oils, such as olive oil or castor oil, especially in their polyoxyethylated versions. These oil solutions or suspensions can also contain a long chain alcohol diluent or dispersant, carboxymethyl cellulose, or similar dispersing agents. Other commonly used

surfactants such as Tweens or Spans or other similar emulsifying agents or bioavailability enhancers which are commonly used in the manufacture of pharmaceutically acceptable solid, liquid, or other dosage forms can also be used for the purpose of formulation.

[0037] A composition for oral administration can be any orally acceptable dosage form including capsules, tablets, emulsions and aqueous suspensions, dispersions, and solutions. In the case of tablets, commonly used carriers include lactose and corn starch. Lubricating agents, such as magnesium stearate, are also typically added. For oral administration in a capsule form, useful diluents include lactose and dried corn starch. When aqueous suspensions or emulsions are administered orally, the active ingredient can be suspended or dissolved in an oily phase combined with emulsifying or suspending agents. If desired, certain sweetening, flavoring, or coloring agents can be added.

[0038] A nasal aerosol or inhalation composition can be prepared according to techniques well known in the art of pharmaceutical formulation. For example, such a composition can be prepared as a solution in saline, employing benzyl alcohol or other suitable preservatives, absorption promoters to enhance bioavailability, fluorocarbons, and/or other solubilizing or dispersing agents known in the art.

[0039] An eye drop or ointment composition can also be prepared and used according to the well-known art.

[0040] A composition having one or more active compounds can also be administered in the form of suppositories for rectal administration.

[0041] The carrier in the pharmaceutical composition must be "acceptable" in the sense that it is compatible with the active ingredient of the composition (and preferably, capable of stabilizing the active ingredient) and not deleterious to the subject to be treated. One or more solubilizing agents can be utilized as pharmaceutical excipients for delivery of an active compound. Examples of other carriers include colloidal silicon oxide, magnesium stearate, cellulose, sodium lauryl sulfate, and D&C Yellow # 10.

[0042] The compounds described above can be preliminarily screened for their efficacy in treating above-described diseases by an *in vitro* assay (See Examples 269 and 270 below) and then confirmed by animal experiments and clinic trials. Other methods will also be apparent to those of ordinary skill in the art.

[0043] It has been found that the compounds of this invention, acting as the antagonists of CXCR4, compete against its ligand SDF-1 for binding to the receptor and thus block CXCR4/SDF-1 signaling, which is important in the mobilization/homing of stem and progenitor cells. Without being bound by theory, the compounds of this invention may act through the following mechanisms in treating and repairing tissue damage.

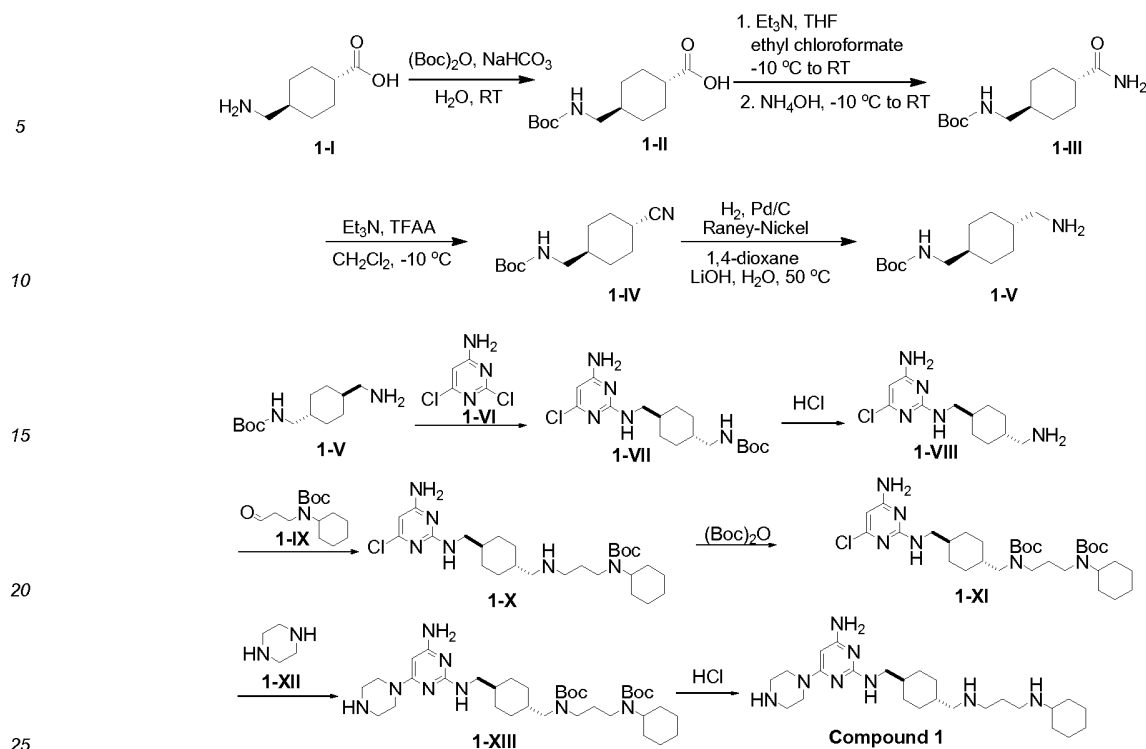
[0044] By blocking CXCR4/SDF-1 signaling, the compounds of this invention promote the mobilization of stem and progenitor cells from bone marrow, a reservoir of stem/progenitor cells, to the peripheral blood. More specifically, as SDF-1 is highly expressed in bone marrow, stem and progenitor cells, expressing CXCR4, are trapped in bone marrow via CXCR4-SDF-1 interaction. By blocking this interaction, the compounds of this invention release stem and progenitor cells from bone marrow to the peripheral blood. While circulating in the blood, stem and progenitor cells home to tissues and organs where damage has occurred and repair the damage by differentiating into the type of cells, the loss of which has caused the damage.

[0045] In the condition of retinopathy, SDF-1 is highly expressed in vitreous. Binding to CXCR4 expressed in stem and progenitor cells, SDF-1 facilitates these cells to migrate to the retina, resulting in neovascularization, which plays an essential role in retinopathy development and progression. Also by blocking CXCR4/SDF-1 signaling, the compounds of this invention prevent stem and progenitor cells homing to the retina, thus effectively treating retinopathy. The compounds can be applied topically to an eye of a retinopathy patient. Unlike systemic applications, topical application does not mobilize stem/progenitor cells out of bone marrow and therefore does not help the homing of these cells into retina.

[0046] The specific examples below are to be construed as merely illustrative, and not limitative of the remainder of the disclosure in any way whatsoever. Without further elaboration, it is believed that one skilled in the art can, based on the description herein, utilize the present invention to its fullest extent.

Example 1: Preparation of intermediate Compounds 1

[0047]



[0048] Water (10.0 L) and $(\text{Boc})_2\text{O}$ (3.33 kg, 15.3 mol) were added to a solution of *trans*-4-aminomethyl-cyclohexanecarboxylic acid (compound **1-I**, 2.0 kg, 12.7 mol) and sodium bicarbonate (2.67 kg, 31.8 mol). The reaction mixture was stirred at ambient temperature for 18 hours. The aqueous layer was acidified with concentrated hydrochloric acid (2.95 L, pH = 2) and then filtered. The resultant solid was collected, washed three times with water (15 L), and dried in a hot box (60 °C) to give *trans*-4-(*tert*-butoxycarbonylamino-methyl)-cyclohexanecarboxylic acid (Compound **1-II**, 3.17 kg, 97%) as a white solid. R_f = 0.58 (EtOAc). LC-MS m/e 280 ($M+\text{Na}^+$). ^1H NMR (300 MHz, CDCl_3) δ 4.58 (brs, 1H), 2.98 (t, J = 6.3 Hz, 2H), 2.25 (td, J = 12, 3.3 Hz, 1H), 2.04 (d, J = 11.1 Hz, 2H), 1.83 (d, J = 11.1 Hz, 2H), 1.44 (s, 9H), 1.35~1.50 (m, 3H), 0.89~1.03 (m, 2H). ^{13}C NMR (75 MHz, CDCl_3) δ 181.31, 156.08, 79.12, 46.41, 42.99, 37.57, 29.47, 28.29, 27.96. M.p. 134.8~135.0 °C.

[0049] A suspension of compound **1-II** (1.0 kg, 3.89 mol) in THF (5 L) was cooled at -10 °C and triethyl amine (1.076 L, 7.78 mol) and ethyl chloroformate (0.441 L, 4.47 mol) were added below -10 °C. The reaction mixture was stirred at ambient temperature for 3 hours. The reaction mixture was then cooled at -10 °C again and NH_4OH (3.6 L, 23.34 mol) was added below -10 °C. The reaction mixture was stirred at ambient temperature for 18 hours and filtered. The solid was collected and washed three times with water (10 L) and dried in a hot box (60 °C) to give *trans*-4-(*tert*-butoxycarbonylamino-methyl)-cyclohexanecarboxylic acid amide (Compound **1-III**, 0.8 kg, 80%) as a white solid. R_f = 0.23 (EtOAc). LC-MS m/e 279, $M+\text{Na}^+$. ^1H NMR (300 MHz, CD_3OD) δ 6.63 (brs, 1H), 2.89 (t, J = 6.3 Hz, 2H), 2.16 (td, J = 12.2, 3.3 Hz, 1H), 1.80~1.89 (m, 4H), 1.43 (s, 9H), 1.37~1.51 (m, 3H), 0.90~1.05 (m, 2H). ^{13}C NMR (75 MHz, CD_3OD) δ 182.26, 158.85, 79.97, 47.65, 46.02, 39.28, 31.11, 30.41, 28.93. M.p. 221.6~222.0 °C.

[0050] A suspension of compound **1-III** (1.2 kg, 4.68 mol) in CH_2Cl_2 (8 L) was cooled at -10 °C and triethyl amine (1.3 L, 9.36 mol) and trifluoroacetic anhydride (0.717 L, 5.16 mol) were added below -10 °C. The reaction mixture was stirred for 3 hours. After water (2.0 L) was added, the organic layer was separated and washed with water (3.0 L) twice. The organic layer was then passed through silica gel and concentrated. The resultant oil was crystallized by methylene chloride. The crystals were washed with hexane to give *trans*-(4-cyano-cyclohexylmethyl)-carbamic acid *tert*-butyl ester (Compound **1-IV**, 0.95 kg, 85%) as a white crystal. R_f = 0.78 (EtOAc). LC-MS m/e 261, $M+\text{Na}^+$. ^1H NMR (300 MHz, CDCl_3) δ 4.58 (brs, 1H), 2.96 (t, J = 6.3 Hz, 2H), 2.36 (td, J = 12, 3.3 Hz, 1H), 2.12 (dd, J = 13.3, 3.3 Hz, 2H), 1.83 (dd, J = 13.8, 2.7 Hz, 2H), 1.42 (s, 9H), 1.47~1.63 (m, 3H), 0.88~1.02 (m, 2H). ^{13}C NMR (75 MHz, CDCl_3) δ 155.96, 122.41, 79.09, 45.89, 36.92, 29.06, 28.80, 28.25, 28.00. M.p. 100.4~100.6 °C.

[0051] Compound **1-IV** (1.0 kg, 4.196 mol) was dissolved in a mixture of 1,4-dioxane (8.0 L) and water (2.0 L). To the reaction mixture were added lithium hydroxide monohydrate (0.314 kg, 4.191), Raney-nickel (0.4 kg, 2.334 mol), and 10% palladium on carbon (0.46 kg, 0.216 mol) as a 50% suspension in water. The reaction mixture was stirred under hydrogen atmosphere at 50 °C for 20 hours. After the catalysts were removed by filtration and the solvents were removed in vacuum, a mixture of water (1.0 L) and CH_2Cl_2 (0.3 L) was added. After phase separation, the organic phase was

washed with water (1.0 L) and concentrated to give *trans*-(4-aminomethyl-cyclohexylmethyl)-carbamic acid *tert*-butyl ester (compound 1-V, 0.97 kg, 95%) as pale yellow thick oil. $R_f = 0.20$ (MeOH/EtOAc = 9/1). LC-MS m/e 243, $M+H^+$. 1H NMR (300 MHz, $CDCl_3$) δ 4.67 (brs, 1H), 2.93 (t, $J = 6.3$ Hz, 2H), 2.48 (d, $J = 6.3$ Hz, 2H), 1.73~1.78 (m, 4H), 1.40 (s, 9H), 1.35 (brs, 3H), 1.19~1.21 (m, 1H), 0.77~0.97 (m, 4H). ^{13}C NMR (75 MHz, $CDCl_3$) δ 155.85, 78.33, 48.27, 46.38, 40.80, 38.19, 29.87, 29.76, 28.07.

[0052] A solution of compound 1-V (806 g) and Et_3N (1010 g, 3 eq) in 1-pentanol (2.7 L) was treated with compound 1-VI, 540 g, 1 eq) at 90°C for 15 hours. TLC showed that the reaction was completed.

[0053] Ethyl acetate (1.5 L) was added to the reaction mixture at 25°C. The solution was stirred for 1 hour. The Et_3NHCl salt was filtered. The filtrate was then concentrated to 1.5 L (1/6 of original volume) by vacuum at 50°C. Then, diethyl ether (2.5 L) was added to the concentrated solution to afford the desired product 1-VII (841 g, 68% yield) after filtration at 25°C.

[0054] A solution of intermediate 1-VII (841 g) was treated with 4 N HCl/dioxane (2.7 L) in MeOH (8.1 L) and stirred at 25°C for 15 hours. TLC showed that the reaction was completed. The mixture was concentrated to 1.5 L (1/7 of original volume) by vacuum at 50°C. Then, diethyl ether (5 L) was added to the solution slowly, and HCl salt of 1-VIII (774 g) was formed, filtered, and dried under vacuum (<10 torr). For neutralization, K_2CO_3 (2.5 kg, 8 eq) was added to the solution of HCl salt of 1-VIII in MeOH (17 L) at 25°C. The mixture was stirred at the same temperature for 3 hours (pH > 12) and filtered (estimated amount of 1-VIII in the filtrate is 504 g).

[0055] Aldehyde 1-IX (581 g, 1.0 eq based on mole of 1-VII) was added to the filtrate of 1-VIII at 0-10°C. The reaction was stirred at 0-10°C for 3 hours. TLC showed that the reaction was completed. Then, $NaBH_4$ (81 g, 1.0 eq based on mole of 1-VII) was added at less than 10°C and the solution was stirred at 10-15°C for 1h. The solution was concentrated to get a residue, which then treated with CH_2Cl_2 (15 L). The mixture was washed with saturated aq. NH_4Cl solution (300 mL) diluted with H_2O (1.2 L). The CH_2Cl_2 layer was concentrated and the residue was purified by chromatography on silica gel (short column, EtOAc as mobile phase for removing other components; MeOH/28% NH_4OH = 97/3 as mobile phase for collecting 1-X) afforded crude 1-X (841 g).

[0056] Then Et_3N (167 g, 1eq) and Boc_2O (360 g, 1eq) were added to the solution of 1-X (841 g) in CH_2Cl_2 (8.4 L) at 25°C. The mixture was stirred at 25°C for 15 hours. After the reaction was completed as evidenced by TLC, the solution was concentrated and EtOAc (5 L) was added to the resultant residue. The solution was concentrated to 3L (1/2 of the original volume) under low pressure at 50°C. Then, *n*-hexane (3 L) was added to the concentrated solution. The solid product formed at 50°C by seeding to afford the desired crude product 1-XI (600 g, 60% yield) after filtration and evaporation.

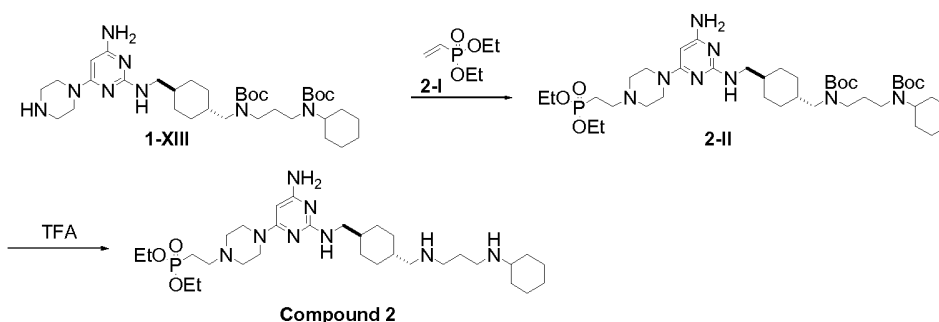
[0057] To compound 1-XI (120.0 g) and piperazine (1-XII, 50.0 g, 3 eq) in 1-pentanol (360 mL) was added Et_3N (60.0 g, 3.0 eq) at 25°C. The mixture was stirred at 120°C for 8 hours. Ethyl acetate (480 mL) was added to the reaction mixture at 25°C. The solution was stirred for 1h. The Et_3NHCl salt was filtered and the solution was concentrated and purified by silica gel (EtOAc/MeOH = 2:8) to afforded 1-XIII (96 g) in a 74% yield.

[0058] A solution of intermediate 1-XIII (100 mg) was treated with 4 N HCl/dioxane (2 mL) in CH_2Cl_2 (1 mL) and stirred at 25°C for 15 hours. The mixture was concentrated to give hydrochloride salt of compound 1 (51 mg).

[0059] CI-MS ($M^+ + 1$): 459.4

Example 2: Preparation of Compound 2

[0060]



[0061] Intermediate 1-XIII was prepared as described in Example 1.

[0062] To a solution of 1-XIII (120 g) in MeOH (2.4 L) were added diethyl vinyl phosphonate (2-I, 45 g, 1.5 eq) at 25°C. The mixture was stirred under 65°C for 24 hours. TLC and HPLC showed that the reaction was completed. The solution was concentrated and purified by silica gel (MeOH/ CH_2Cl_2 = 8/92) to get 87 g of 2-II (53% yield, purity > 98%, each

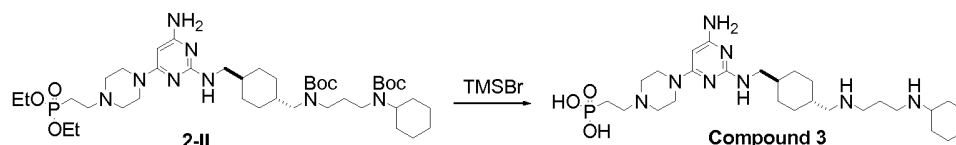
single impurity <1%) after analyzing the purity of the product by HPLC.

[0063] A solution of 20% TFA/CH₂Cl₂ (36 mL) was added to a solution of intermediate **2-II** (1.8 g) in CH₂Cl₂ (5 mL). The reaction mixture was stirred for 15 hours at room temperature and concentrated by removing the solvent to afford trifluoroacetic acid salt of compound **2** (1.3 g).

[0064] CI-MS (M⁺ + 1): 623.1

Example 3: Preparation of Compound 3

[0065]



then was washed with water. The organic layer was dried (MgSO_4), filtered, and evaporated to afford **4-III** (4.7 g, 85% yield) as brown oil.

[0073] Compound **4-III** (505 mg) was added to a solution of intermediate **1-XIII** (500 mg) in MeOH (4 mL). The solution was stirred at 45°C for 24 hours. The solution was concentrated and the residue was purified by column chromatography on silica gel (EtOAc/ MeOH = 4:1) to afford intermediate **4-IV** (420 mg) in a 63% yield.

[0074] A solution of HCl in ether (5 mL) was added to a solution of intermediate **4-IV** (420 mg) in CH_2Cl_2 (1.0 mL). The reaction mixture was stirred for 12 hours at room temperature and concentrated by removing the solvent. The resultant residue was washed with ether to afford hydrochloride salt of compound **4** (214 mg).

[0075] CI-MS ($\text{M}^+ + 1$): 595.1

Example 5: Preparation of Compound 17

[0076] Compound **17** was prepared in the same manner as that described in Example 2 except that diethyl-1-bromopropylphosphonate in the presence of K_2CO_3 in CH_3CN was used instead of diethyl vinyl phosphonate.

[0077] CI-MS ($\text{M}^+ + 1$): 637.5

Example 6: Preparation of Compound 18

[0078] Compound **18** was prepared in the same manner as that described in Example 3 except that diethyl-1-bromopropylphosphonate in the presence of K_2CO_3 in CH_3CN was used instead of diethyl vinyl phosphonate.

[0079] CI-MS ($\text{M}^+ + 1$): 581.4

Example 7: Preparation of Compound 19

[0080] Compound **19** was prepared in the same manner as that described in Example 3 except that diisopropyl-1-bromomethylphosphonate in the presence of K_2CO_3 in CH_3CN was used instead of diethyl vinyl phosphonate.

[0081] CI-MS ($\text{M}^+ + 1$): 553.3

Example 8: Preparation of compound 21

[0082] Compound **21** was prepared in the same manner as that described in Example 2 except that homopiperazine was used instead of piperazine.

[0083] CI-MS ($\text{M}^+ + 1$): 637.4

Example 9: Preparation of compound 22

[0084] Compound **22** was prepared in the same manner as that described in Example 3 except that homopiperazine was used instead of piperazine.

[0085] CI-MS ($\text{M}^+ + 1$): 581.2

Example 10: Preparation of compound 23

[0086] Compound **23** was prepared in the same manner as that described in Example 4 except that homopiperazine was used instead of piperazine.

[0087] CI-MS ($\text{M}^+ + 1$): 609.4

Example 11: Preparation of compound 24

[0088] Compound **24** was prepared in the same manner as that described in Example 5 except that homopiperazine was used instead of piperazine.

[0089] CI-MS ($\text{M}^+ + 1$): 651.4

Example 12: Preparation of compound 28

[0090] Compound **28** was prepared in the same manner as that described in Example 2 except that (R)-(-)-2-methylpiperazine was used instead of piperazine.

[0091] CI-MS ($\text{M}^+ + 1$): 636.8

Example 13: Preparation of compound **29**

[0092] Compound **29** was prepared in the same manner as that described in Example 3 except that (R)-(-)-2-methylpiperazine was used instead of piperazine.

[0093] CI-MS ($M^{+}+1$): 581.1

Example 14: Preparation of compound **30**

[0094] Compound **30** was prepared in the same manner as that described in Example 5 except that (R)-(-)-2-methylpiperazine was used instead of piperazine.

[0095] CI-MS ($M^{+}+1$): 651.5

Example 15: Preparation of compound **31**

[0096] Compound **31** was prepared in the same manner as that described in Example 6 except that (R)-(-)-2-methylpiperazine was used instead of piperazine.

[0097] CI-MS ($M^{+}+1$): 595.4

Example 16: Preparation of compound **32**

[0098] Compound **32** was prepared in the same manner as that described in Example 2 except that (S)-(+)-2-methylpiperazine was used instead of piperazine.

[0099] CI-MS ($M^{+}+1$): 637.1

Example 17: Preparation of compound **33**

[0100] Compound **33** was prepared in the same manner as that described in Example 3 except that (S)-(+)-2-methylpiperazine was used instead of piperazine.

[0101] CI-MS ($M^{+}+1$): 581.1

Example 18: Preparation of compound **34**

[0102] Compound **34** was prepared in the same manner as that described in Example 5 except that (S)-(+)-2-methylpiperazine was used instead of piperazine.

[0103] CI-MS ($M^{+}+1$): 651.5

Example 19: Preparation of compound **35**

[0104] Compound **35** was prepared in the same manner as that described in Example 6 except that (S)-(+)-2-methylpiperazine was used instead of piperazine.

[0105] CI-MS ($M^{+}+1$): 595.5

Example 20: Preparation of compound **36**

[0106] Compound **36** was prepared in the same manner as that described in Example 3 except that (S)-(-)-2-*t*-butyl-2-piperazinecarboxamide was used instead of piperazine.

[0107] CI-MS ($M^{+}+1$): 666.5

Example 21: Preparation of compound **37**

[0108] Compound **37** was prepared in the same manner as that described in Example 5 except that (S)-(-)-2-*t*-butyl-2-piperazinecarboxamide was used instead of piperazine.

[0109] CI-MS ($M^{+}+1$): 736.5

Example 22: Preparation of compound **38**

[0110] Compound **38** was prepared in the same manner as that described in Example 6 except that (S)-(-)-2-*t*-butyl-2-piperazinecarboxamide was used instead of piperazine.

[0111] CI-MS ($M^{+}+1$): 680.5

Example 23: Preparation of compound **39**

5 [0112] Compound **39** was prepared in the same manner as that described in Example 5 except that 2,6-dimethylpiperazine was used instead of piperazine.

[0113] CI-MS ($M^{+}+1$): 665.5

Example 24: Preparation of compound **40**

10

[0114] Compound **40** was prepared in the same manner as that described in Example 6 except that 2,6-dimethylpiperazine was used instead of piperazine.

[0115] CI-MS ($M^{+}+1$): 609.5

15 Example 25: Preparation of compound **41**

[0116] Compound **41** was prepared in the same manner as that described in Example 2 except that 2-phenylpiperazine was used instead of piperazine.

[0117] CI-MS ($M^{+}+1$): 699.5

20

Example 26: Preparation of compound **42**

[0118] Compound **42** was prepared in the same manner as that described in Example 3 except that 2-phenylpiperazine was used instead of piperazine.

25

[0119] CI-MS ($M^{+}+1$): 643.4

Example 27: Preparation of compound **43**

[0120] Compound **43** was prepared in the same manner as that described in Example 5 except that 2-phenylpiperazine was used instead of piperazine.

30

[0121] CI-MS ($M^{+}+1$): 713.5

Example 28: Preparation of compound **44**

35 [0122] Compound **44** was prepared in the same manner as that described in Example 6 except that 2-phenylpiperazine was used instead of piperazine.

[0123] CI-MS ($M^{+}+1$): 657.4

Example 29: Preparation of compound **45**

40

[0124] Compound **45** was prepared in the same manner as that described in Example 2 except that (1 S,4S)-2,5-diazabicyclo[2.2.1]heptane dihydrobromide was used instead of piperazine.

[0125] CI-MS ($M^{+}+1$): 635.5

Example 30: Preparation of compound **46**

45

[0126] Compound **46** was prepared in the same manner as that described in Example 3 except that (1 S,4S)-2,5-diazabicyclo[2.2.1]heptane dihydrobromide was used instead of piperazine.

[0127] CI-MS ($M^{+}+1$): 579.4

50

Example 31: Preparation of compound **47**

[0128] Compound **47** was prepared in the same manner as that described in Example 5 except that 6,9-diaza-spiro[4.5]decane dihydrochloride was used instead of piperazine.

55

[0129] CI-MS ($M^{+}+1$): 691.5

Example 32: Preparation of compound 48

[0130] Compound 48 was prepared in the same manner as that described in Example 6 except that 6,9-diaza-spiro[4.5]decane dihydrochloride was used instead of piperazine.

[0131] CI-MS (M^++1): 635.5

Example 33: Preparation of compound 49

[0132] Compound 49 was prepared in the same manner as that described in Example 5 except that 1,4-diaza-spiro[5.5]undecane dihydrochloride was used instead of piperazine.

[0133] CI-MS (M^++1): 705.5

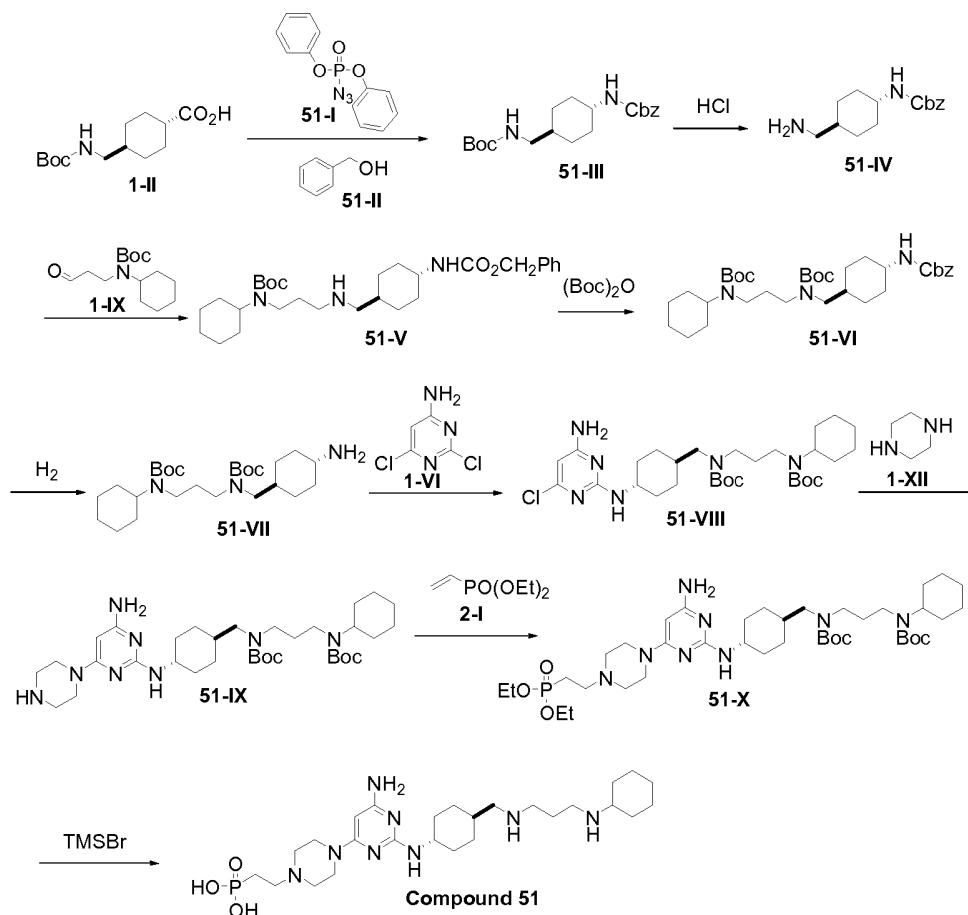
Example 34: Preparation of compound 50

[0134] Compound 50 was prepared in the same manner as that described in Example 6 except that 1,4-diaza-spiro[5.5]undecane dihydrochloride was used instead of piperazine.

[0135] CI-MS (M^++1): 649.5

Example 35: Preparation of compound 51

[0136]



[0137] Intermediate **1-II** was prepared as described in Example 1.

[0138] To a suspension of the intermediate **1-II** (31.9 g) in toluene (150 mL) were added phosphorazidic acid diphenyl ester (**51-I**, 32.4 g) and Et_3N (11.9 g) at 25°C for 1 hour. The reaction mixture was stirred at 80°C for 3 hours and then cooled to 25°C . After benzyl alcohol (**51-II**, 20 g) was added, the reaction mixture was stirred at 80°C for additional 3 hours and then warmed to 120°C overnight. It was then concentrated and dissolved again in EtOAc and H_2O . The

organic layer was collected. The aqueous layer was extracted with EtOAc. The combined organic layers were washed with 2.5 N HCl, saturated aqueous NaHCO₃ and brine, dried over anhydrous MgSO₄, filtered, and concentrated. The residue thus obtained was purified by column chromatography on silica gel (EtOAc/Hexane = 1:2) to give Intermediate **51-III** (35 g) in a 79% yield.

[0139] A solution of intermediate **51-III** (35 g) treated with 4 N HCl/dioxane (210 mL) in MeOH (350 mL) was stirred at room temperature overnight. After ether (700 mL) was added, the solution was filtered. The solid was dried under vacuum. K₂CO₃ was added to a suspension of this solid in CH₃CN and *iso*-propanol at room temperature for 10 minutes. After water was added, the reaction mixture was stirred at room temperature for 2 hours, filtered, dried over anhydrous MgSO₄, and concentrated. The resultant residue was purified by column chromatography on silica gel (using CH₂Cl₂ and MeOH as an eluant) to give intermediate **51-IV** (19 g) in a 76% yield.

[0140] Intermediate **1-IX** (21 g) was added to a solution of intermediate **51-IV** (19 g) in CH₂Cl₂ (570 mL). The mixture was stirred at 25°C for 2 hours. NaBH(OAc)₃ (23 g) was then added at 25°C overnight. After the solution was concentrated, a saturated aqueous NaHCO₃ solution was added to the resultant residue. The mixture was then extracted with CH₂Cl₂. The solution was concentrated and the residue was purified by column chromatography on silica gel (using EtOAc and MeOH as an eluant) to afford intermediate **51-V** (23.9 g) in a 66% yield.

[0141] A solution of intermediate **51-V** (23.9 g) and Boc₂O (11.4 g) in CH₂Cl₂ (200 mL) was added to Et₃N (5.8 mL) at 25°C for overnight. The solution was then concentrated and the resultant residue was purified by column chromatography on silica gel (using EtOAc and Hexane as an eluant) to give intermediate **51-VI** (22 g) in a 77% yield. 10% Pd/C (2.2 g) was added to a suspension of intermediate **51-VI** (22 g) in MeOH (44 mL). The mixture was stirred at ambient temperature under hydrogen atmosphere overnight, filtered, and concentrated. The residue thus obtained was purified by column chromatography on silica gel (using EtOAc and MeOH as an eluant) to afford intermediate **51-VII** (16.5 g) in a 97% yield.

[0142] Intermediate **51-VII** (16.5 g) and Et₃N (4.4 mL) in 1-pentanol (75 mL) was allowed to react with 2,4-dichloro-6-aminopyrimidine (**1-VI**, 21 g) at 120°C overnight. The solvent was then removed and the residue was purified by column chromatography on silica gel (using EtOAc and hexane as an eluant) to afford intermediate **51-VIII** (16.2 g) in a 77% yield.

[0143] A solution of intermediate **51-VIII** (16.2 g) and piperazine (**1-XII**, 11.7 g) in 1-pentanol (32 mL) was added to Et₃N (3.3 mL) at 120°C overnight. After the solution was concentrated, the residue was treated with water and extracted with CH₂Cl₂. The organic layer was collected and concentrated. The residue thus obtained was purified by column chromatography on silica gel (using EtOAc/ MeOH to 28% NH₄OH/MeOH as an eluant) to afford Intermediate **51-IX** (13.2 g) in a 75% yield.

[0144] Diethyl vinyl phosphonate (**2-I**) was treated with **51-IX** as described in Example 3 to afford hydrobromide salt of compound **51**.

[0145] CI-MS (M⁺ + 1): 553.3

Example 36: Preparation of Compound 52

[0146] Compound **52** was prepared in the same manner as that described in Example 4 except that intermediate **51-IX** was used instead of intermediate **1-XIII**.

[0147] CI-MS (M⁺ + 1): 581.2

Example 37: Preparation of Compound 53

[0148] Compound **53** was prepared in the same manner as that described in Example 35 except that diethyl-1-bromopropylphosphonate in the presence of K₂CO₃ in CH₃CN was used instead of diethyl vinyl phosphonate.

[0149] CI-MS (M⁺ + 1): 567.2

Example 38: Preparation of Compound 54

[0150] Compound **54** was prepared in the same manner as that described in Example 35 except that (R)-(-)-2-methylpiperazine was used instead of piperazine.

[0151] CI-MS (M⁺ + 1): 566.7

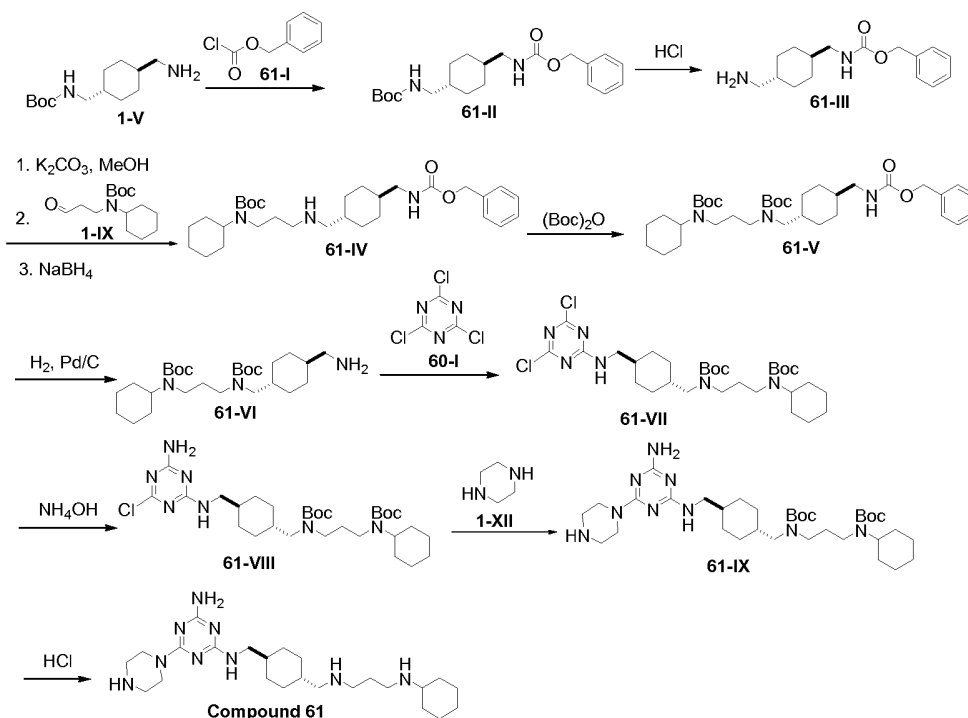
Example 39: Preparation of Compound 55

[0152] Compound **55** was prepared in the same manner as that described in Example 37 except that (R)-(-)-2-methylpiperazine was used instead of piperazine.

[0153] CI-MS (M⁺ + 1): 580.7

Example 40: Preparation of intermediate Compound 61

[0154]



[0155] Intermediate 1-V was prepared as described in Example 1.

[0156] A solution of compound 1-V (120 g) and Et_3N (150 g, 3eq) in CH_2Cl_2 (2.6 L) was reacted with benzylchloroformate (61-I, 84 g, 1eq) at $-10^\circ C$ for 15 hours. TLC showed that the reaction was completed.

[0157] Intermediate 61-II (167 g) was treated with 4 N HCl/dioxane (280 mL) in MeOH (1.2 L). The mixture was stirred at room temperature overnight. After ether was added, the solution was filtered. The solid thus obtained was dried under vacuum. To a solution of the above solid in MeOH was added K_2CO_3 at room temperature. After stirred for 1 hour, the solution was filtered and intermediate 1-IX (101.2 g) was added. The mixture was stirred at $25^\circ C$ for 2 hours. $NaBH_4$ (12 g) was then added at $25^\circ C$ and the mixture was stirred overnight. The solution was then concentrated and a saturated aqueous NH_4Cl solution was added. The mixture was extracted with CH_2Cl_2 , dried over anhydrous $MgSO_4$, filtered, and concentrated. The residue thus obtained was purified by column chromatography on silica gel (MeOH as an eluant) to afford intermediate 61-IV (100 g) in 32% yield.

[0158] Et_3N (29.2 mL) was added to a solution of intermediate 61-IV (80 g) and Boc_2O (5 g) in CH_2Cl_2 (200 mL) at $25^\circ C$. The solution was stirred overnight and then concentrated. The resultant residue was purified by column chromatography on silica gel (EtOAc as an eluant) to give intermediate 61-V (80 g) in 84% yield.

[0159] Catalytic hydrogenation of 61-V (38 g) with Pd/C (10%, 3.8 g) under H_2 (1 atm) in MeOH afforded intermediate 61-VI (29 g).

[0160] 61-VI (26.1 g) dissolved in THF (200 mL) and N,N-disopropylethylamine (7.8 g) dissolved in THF (200 mL) were added simultaneously to solution of triazine 60-I (10 g) in THF (200 mL) at $0^\circ C$. The solution was stirred at $25^\circ C$ for 2 hours to obtain a solid. Filtration afforded compound 61-VII, which was used for the next step without purification.

[0161] To a solution of compound 61-VII (30 g) in THF (1000 mL) was added aq. ammonium hydroxide solution (50 mL) at $25^\circ C$. After 15 hours, THF was evaporated under reduced pressure and compound 61-VIII was precipitated, filtered, and dried to give 23.9 g of 61-VIII in a 70% overall yield.

[0162] To compound 61-VIII (2.0 g) and piperazine (1-XII, 0.83 g) in 1-pentanol (3 mL) was added Et_3N (0.97 g) at $25^\circ C$. The mixture was stirred at $120^\circ C$ for 8 hours. TLC showed that the reaction was completed. Ethyl acetate (480 mL) was added to the reaction mixture at $25^\circ C$. The solution was stirred for 1 hour. The Et_3NHCl salt was filtered and the solution was concentrated and purified by silica gel (EtOAc/ MeOH = 2:8) to afford 61-IX (1.0 g) in a 46% yield.

[0163] A solution of HCl in ether (5 mL) was added to a solution of intermediate 61-IX (420 mg) in CH_2Cl_2 (1.0 mL). The reaction mixture was stirred for 12 hours at room temperature and concentrated by removing the solvent. The resultant residue was washed with ether to afford hydrochloride salt of compound 61 (293 mg). CI-MS ($M^+ + 1$): 460.0

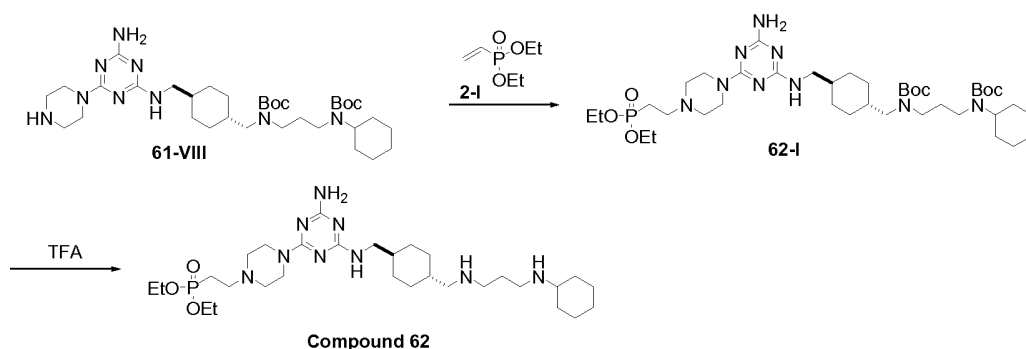
Example 41: Preparation of Compound 62

[0164]

5

10

15

[0165] Intermediate **61-VIII** was prepared as described in Example 40.

20

[0166] Diethyl vinylphosphonate (**2-I**, 213 mg) was added to a solution of intermediate **61-VIII** (570 mg) in MeOH (20 mL). The solution was stirred at 25°C for 12 hours. The solution was then concentrated and the residue was purified by column chromatography on silica gel (EA/ MeOH = 5/1) to afford intermediate **62-I** (290 mg) in a 42% yield.[0167] A solution of 20% TFA/CH₂Cl₂ (5 mL) was added to a solution of intermediate **62-I** (430 mg) in CH₂Cl₂ (2 mL). The reaction mixture was stirred for 8 hours at room temperature and concentrated by removing the solvent. The resultant residue was purified by column chromatography on silica gel (EA/MeOH = 1/1) to afford trifluoroacetic acid salt of compound **62** (175 mg).

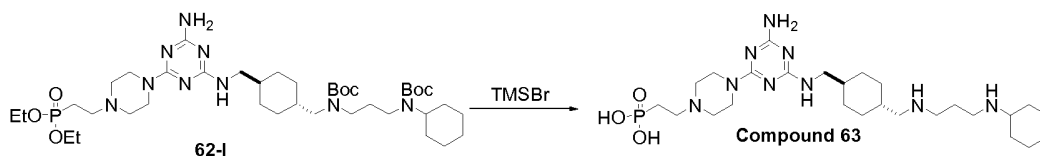
25

[0168] CI-MS (M⁺+1): 642.4Example 42: Preparation of Compound 63

30

[0169]

35

[0170] Intermediate **62-I** was prepared as described in Example 41.

40

[0171] A solution of compound **62-I** (610 mg) and trimethylsilyl bromide (1.21 g) in CH₂Cl₂ (30 mL) was stirred at 25°C for 72 hours. The solution was then concentrated in vacuum to yield yellow-orange foam. Crystallization from EtOH gave hydrobromide salt of compound **63** (189 mg).[0172] CI-MS (M⁺+1): 568.0Example 43: Preparation of Compound 74

45

[0173] Compound **74** was prepared in the same manner as that described in Example 41 except that diethyl-1-bromopropylphosphonate in the presence of K₂CO₃ in CH₃CN was used instead of diethyl vinyl phosphonate.[0174] CI-MS (M⁺+1): 638.2Example 44: Preparation of Compound 75[0175] Compound **75** was prepared in the same manner as that described in Example 42 except that diethyl-1-bromopropylphosphonate in the presence of K₂CO₃ in CH₃CN was used instead of diethyl vinyl phosphonate.[0176] CI-MS (M⁺+1): 582.0

55

Example 45: Preparation of compound 80[0177] Compound **80** was prepared in the same manner as that described in Example 41 except that homopiperazine

was used instead of piperazine.

[0178] CI-MS ($M^+ + 1$): 638.5

Example 46: Preparation of compound **81**

[0179] Compound **81** was prepared in the same manner as that described in Example 42 except that homopiperazine was used instead of piperazine.

[0180] CI-MS ($M^+ + 1$): 582.4

Example 47: Preparation of compound **82**

[0181] Compound **82** was prepared in the same manner as that described in Example 43 except that homopiperazine was used instead of piperazine.

[0182] CI-MS ($M^+ + 1$): 652.5

Example 48: Preparation of compound **83**

[0183] Compound **83** was prepared in the same manner as that described in Example 44 except that homopiperazine was used instead of piperazine.

[0184] CI-MS ($M^+ + 1$): 596.4

Example 49: Preparation of compound **84**

[0185] Compound **84** was prepared in the same manner as that described in Example 41 except that (R)-(-)-2-methylpiperazine was used instead of piperazine.

[0186] CI-MS ($M^+ + 1$): 638.3

Example 50: Preparation of compound **85**

[0187] Compound **85** was prepared in the same manner as that described in Example 42 except that (R)-(-)-2-methylpiperazine was used instead of piperazine.

[0188] CI-MS ($M^+ + 1$): 582.2

Example 51: Preparation of compound **86**

[0189] Compound **86** was prepared in the same manner as that described in Example 43 except that (R)-(-)-2-methylpiperazine was used instead of piperazine.

[0190] CI-MS ($M^+ + 1$): 652.5

Example 52: Preparation of compound **87**

[0191] Compound **87** was prepared in the same manner as that described in Example 44 except that (R)-(-)-2-methylpiperazine was used instead of piperazine.

[0192] CI-MS ($M^+ + 1$): 596.2

Example 53: Preparation of compound **88**

[0193] Compound **88** was prepared in the same manner as that described in Example 42 except that (S)-(+)-2-methylpiperazine was used instead of piperazine.

[0194] CI-MS ($M^+ + 1$): 582.4

Example 54: Preparation of compound **89**

[0195] Compound **89** was prepared in the same manner as that described in Example 43 except that (S)-(+)-2-methylpiperazine was used instead of piperazine.

[0196] CI-MS ($M^+ + 1$): 652.5

Example 55: Preparation of compound **90**

[0197] Compound **90** was prepared in the same manner as that described in Example 44 except that (S)-(+)-2-methylpiperazine was used instead of piperazine.

[0198] CI-MS ($M^{+}+1$): 596.0

Example 56: Preparation of compound **91**

[0199] Compound **91** was prepared in the same manner as that described in Example 43 except that (S)-(-)-2-*t*-butyl-2-piperazinecarboxamide was used instead of piperazine.

[0200] CI-MS ($M^{+}+1$): 737.6

Example 57: Preparation of compound **92**

[0201] Compound **92** was prepared in the same manner as that described in Example 44 except that (S)-(-)-2-*t*-butyl-2-piperazinecarboxamide was used instead of piperazine.

[0202] CI-MS ($M^{+}+1$): 681.5

Example 58: Preparation of compound **93**

[0203] Compound **93** was prepared in the same manner as that described in Example 43 except that 2,6-dimethylpiperazine was used instead of piperazine.

[0204] CI-MS ($M^{+}+1$): 666.5

Example 59: Preparation of compound **94**

[0205] Compound **94** was prepared in the same manner as that described in Example 44 except that 2,6-dimethylpiperazine was used instead of piperazine.

[0206] CI-MS ($M^{+}+1$): 610.4

Example 60: Preparation of compound **95**

[0207] Compound **95** was prepared in the same manner as that described in Example 44 except that 2-phenylpiperazine was used instead of piperazine.

[0208] CI-MS ($M^{+}+1$): 658.4

Example 61: Preparation of compound **96**

[0209] Compound **96** was prepared in the same manner as that described in Example 43 except that 6,9-diaza-spiro[4.5]decane dihydrochloride was used instead of piperazine.

[0210] CI-MS ($M^{+}+1$): 692.5

Example 62: Preparation of compound **97**

[0211] Compound **97** prepared in the same manner as that described in Example 44 except that 6,9-diaza-spiro[4.5]decane dihydrochloride was used instead of piperazine.

[0212] CI-MS ($M^{+}+1$): 636.5

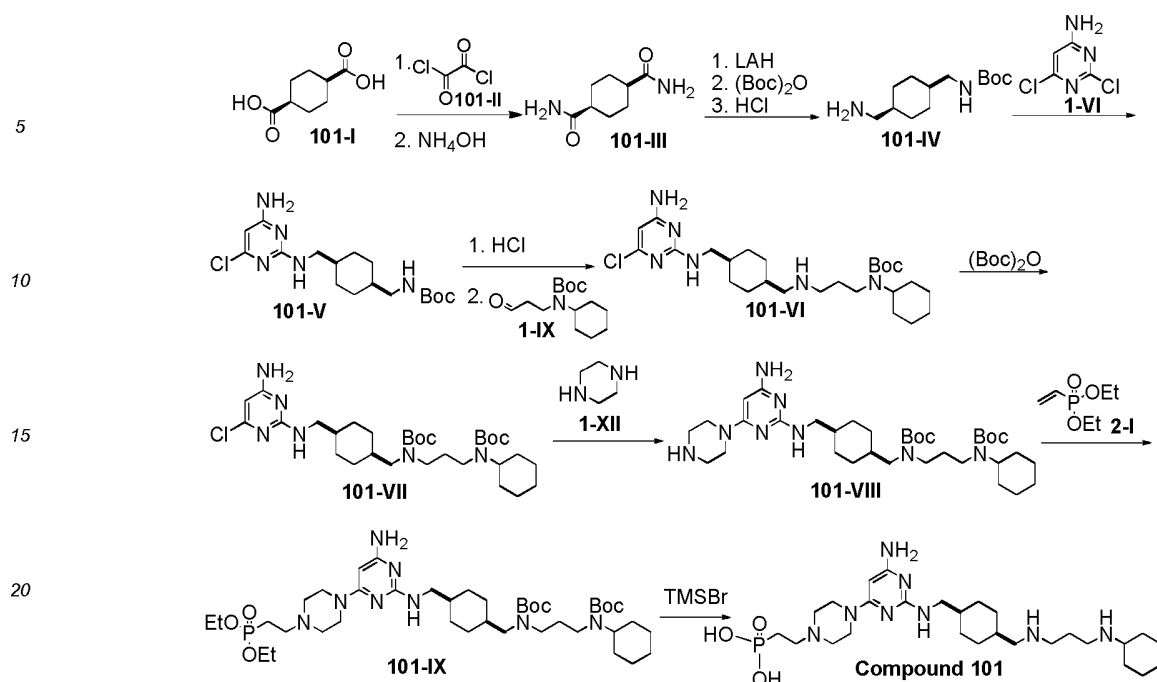
Example 63: Preparation of compound **98**

[0213] Compound **98** was prepared in the same manner as that described in Example 44 except that 1,4-diaza-spiro[5.5]undecane dihydrochloride was used instead of piperazine.

[0214] CI-MS ($M^{+}+1$): 650.5

Example 64: Preparation of compound **101**

[0215]



[0216] *Cis*-1,4-cyclohexanedicarboxylic acid (**101-I**, 10 g) in THF (100 ml) was added oxalyl chloride (**101-II**, 15.5 g) at 0°C and then DMF (few drops). The mixture was stirred at room temperature for 15 hours. The solution was concentrated and the residue was dissolved in THF (100 ml). The mixture solution was added to ammonium hydroxide (80 ml) and stirred for 1 hour. The solution was concentrated and filtration to afford crude product **101-III** (7.7 g).

[0217] Compound **101-III** (7.7 g) in THF (200 ml) was slowly added to LiAlH₄ (8.6 g) in THF (200 ml) solution at 0°C. The mixture solution was stirred at 65°C for 15 hours. NaSO₄·10H₂O was added at room temperature and stirred for 1 hours. The resultant mixture was filtered to get filtrate and concentrated. The residue was dissolved in CH₂Cl₂ (100 ml). Et₃N (27 g) and (Boc)₂O (10 g) were added at room temperature. The solution was stirred for 15 h, and then concentrated to get resultant residue. Ether was added to the resultant residue. Filtration and drying under vacuum afforded solid crude product **101-IV** (8.8 g).

[0218] A solution of compound **101-IV** (1.1 g) and Et₃N (1.7 g) in 1-pentanol (10 ml) was reacted with 2,4-dichloro-6-aminopyrimidine (**1-VI**, 910 mg) at 90°C for 15 hours. TLC showed that the reaction was completed. Ethyl acetate (10 mL) was added to the reaction mixture at 25°C. The solution was stirred for 1 hour. The Et₃NHCl salt was removed. The filtrate was concentrated and purified by silica gel (EtOAc/Hex = 1:2) to afford the desired product **101-V** (1.1 g, 65% yield).

[0219] A solution of intermediate **101-V** (1.1 g) was treated with 4 N HCl/dioxane (10 ml) in MeOH (10 ml) and stirred at 25°C for 15 hours. TLC showed that the reaction was completed. The mixture was concentrated, filtered, and dried under vacuum (<10 torr). For neutralization, K₂CO₃ (3.2g) was added to the solution of HCl salt in MeOH (20 ml) at 25°C. The mixture was stirred at the same temperature for 3 hours (pH > 12) and filtered. Aldehyde **1-IX** (759 mg) was added to the filtrate at 0-10°C. The reaction was stirred at 0-10°C for 3 hours. TLC showed that the reaction was completed. Then, NaBH₄ (112 mg) was added at less than 10°C and the solution was stirred at 10-15°C for 1 hour. The solution was concentrated to get a residue, which was then treated with CH₂Cl₂ (10 mL). The mixture was washed with saturated NH₄Cl (aq) solution. The CH₂Cl₂ layer was concentrated and the residue was purified by chromatography on silica gel (MeOH/28% NH₄OH = 97/3) to afford intermediate **101-VI** (1.0 g, 66% yield).

[0220] Et₃N (600 mg) and Boc₂O (428 mg) were added to the solution of **101-VI** (1.0 g) in CH₂Cl₂ (10 ml) at 25°C. The mixture was stirred at 25°C for 15 hours. TLC showed that the reaction was completed. The solution was concentrated and purified by chromatography on silica gel (EtOAc/Hex = 1:1) to afford intermediate **101-VII** (720 mg, 60% yield).

[0221] To a solution compound **101-VII** (720 mg) and piperazine (**1-XII**, 1.22 g) in 1-pentanol (10 mL) was added Et₃N (1.43 g) at 25°C. The mixture was stirred at 120°C for 24 hours. TLC showed that the reaction was completed. Ethyl acetate (20 mL) was added at 25°C. The solution was stirred for 1 hour. The Et₃NHCl salt was removed and the solution was concentrated and purified by silica gel (EtOAc/MeOH = 2:8) to afford **101-VIII** (537 mg) in 69% yield.

[0222] To a solution of **101-VIII** (537 mg) in MeOH (11 ml) was added diethyl vinyl phosphonate (**2-I**, 201 mg) at 25°C. The mixture was stirred under 65°C for 24 hours. TLC and HPLC showed that the reaction was completed. The solution was concentrated and purified by silica gel (MeOH/CH₂Cl₂ = 1:9) to get **101-IX** (380 mg) in a 57% yield.

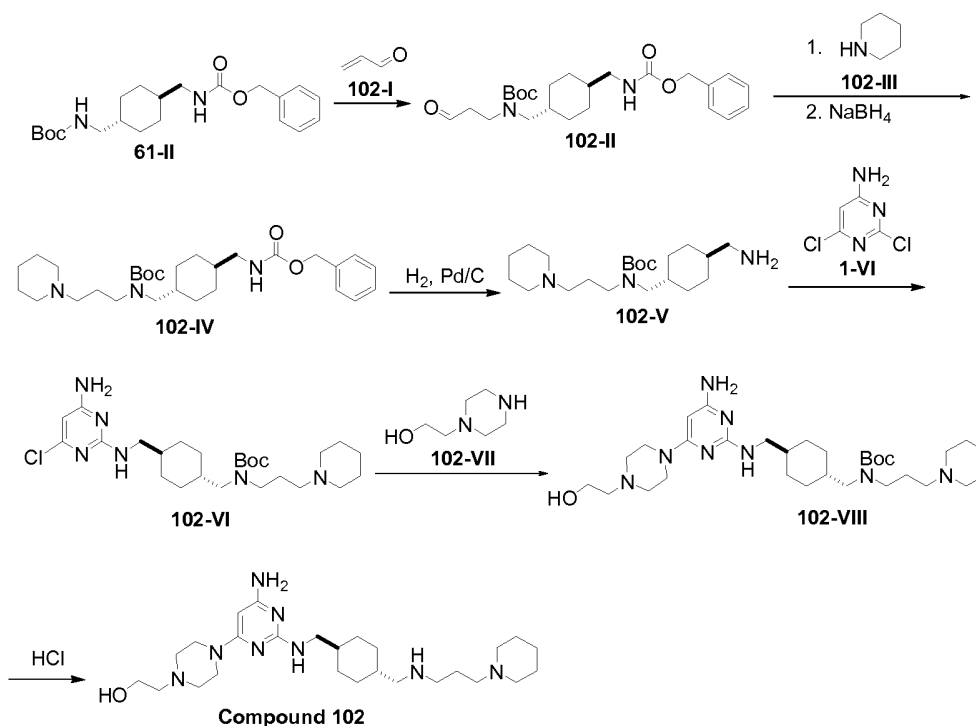
[0223] To a solution of **101-IX** (210 mg) in CH₂Cl₂ (5 ml) was added TMSBr (312 mg) at 10-15°C for 1 hour. The

mixture was stirred at 25°C for 15 hours. The solution was concentrated to remove TMSBr and solvent under vacuum at 40°C, then, CH₂Cl₂ was added to dissolve the residue. Then TMSBr and solvent were further removed under vacuum and CH₂Cl₂ was added for four times repeatedly. The solution was concentrated to get hydrobromide salt of compound **101** (190 mg).

[02224] CI-MS (M⁺+ 1): 566.9

Example 65: Preparation of intermediate compound **102**

[02225]



[02226] Intermediate **61-II** was prepared as described in Example 40.

[02227] To intermediate **61-II** (1.0 g) and DL-10-camphorsulfonic acid (150 mg) in CH₂Cl₂ (10 ml) was added acrolein (**102-I**, 446 mg) at 0°C. The reaction was stirred at 25°C for 15 hours. The solution was concentrated and purified by chromatography on silica gel (EtOAc/Hex = 1:1) to give intermediate **102-II** (180 mg) in a 16% yield.

[02228] Intermediate **102-II** (1.13 g) and piperidine (**102-III**, 222mg) were dissolved in MeOH (10 mL). The mixture was stirred in 0°C for 3 hours. NaBH₄ (119 mg) was added under 0°C and the solution was stirred 1 hour. The solution was concentrated and CH₂Cl₂ was added. The mixture was washed with solution of saturated NH₄Cl (aq) solution. The CH₂Cl₂ layer was concentrated and the residue was purified by chromatography on silica gel (EtOAc/Hex = 1:1) to give intermediate **102-IV** (737 mg) in a 56% yield.

[02229] **102-IV** (737 mg) and Pd/C (10%, 20 mg) in MeOH (10 ml) was stirred under H₂ (1 atm) for 18 hours. Filtration through a celite column and removal of MeOH afforded intermediate **102-V** (580 mg).

[0230] A solution of compound **102-V** (580 mg) and Et₃N (480 mg) in 1-pentanol (10 ml) was reacted with 2,4-dichloro-6-aminopyrimidine (**1-VI**, 258 mg) at 120°C for 15 hours. The solution was concentrated and purified by chromatography on silica gel (EtOAc/Hex = 1:2) to give intermediate **102-VI** (420 mg) in 54% yield.

[0231] Compound **102-VI** (50 mg) in N-(2-hydroxyethyl)piperazine (**102-VII**, 1 ml) was stirred at 120°C for 15 hours. To the mixture was added CH₂Cl₂ (10 ml) at 25°C. The solution was washed with water. After removed of CH₂Cl₂, the residue was purified by chromatography on silica gel (Cl₂CH₂/ MeOH = 9:1) to give intermediate **102-VIII** (15 mg) in a 25% yield.

[0232] A solution of HCl in 1,4-dioxane (4N, 2 mL) was added to a solution of intermediate **102-VIII** (15 mg) in CH₂Cl₂ (5.0 mL). The reaction mixture was stirred for 4 hours at room temperature and concentrated by removing the solvent. The resultant residue was washed with ether to afford hydrochloride salt of compound **102** (11 mg).

[0233] CI-MS (M⁺+1): 489.3

Example 106: Preparation of intermediate compound 105

[0234]

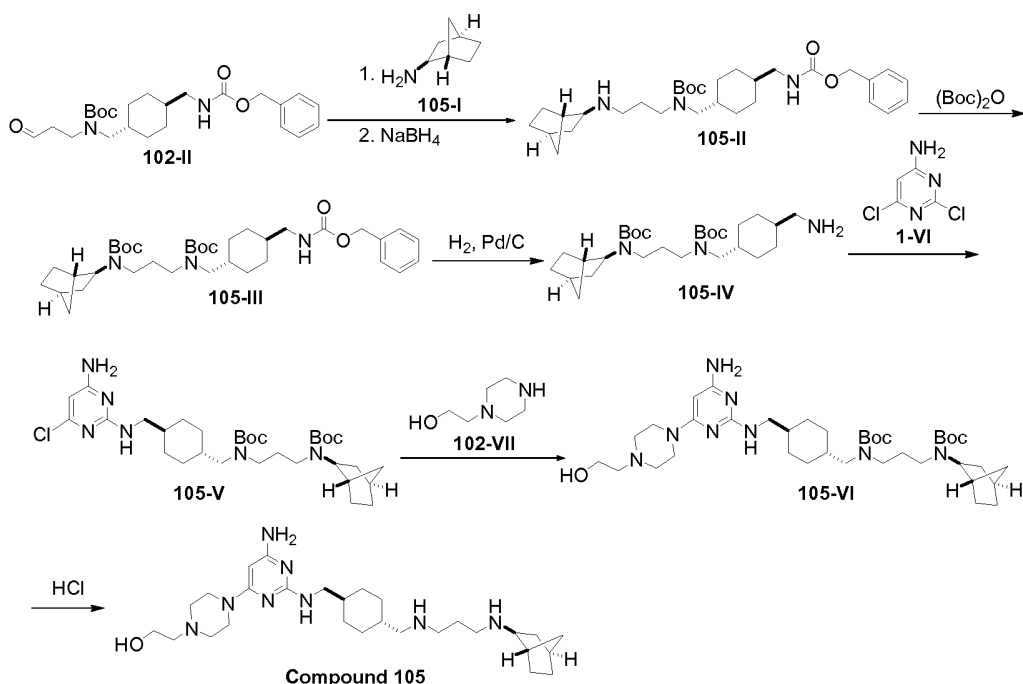
5

10

15

20

25



[0235] Intermediate **102-II** was prepared as described in Example 65.

[0236] **102-II** (1000 mg) and *exo*-2-aminonorbornane (**105-I**, 257 mg) in MeOH (10 mL) was stirred at 0°C for 3 hours. NaBH₄ (87.5 mg) was then added at 0°C during a period of 1 hour. The solution was concentrated, quenched with NH₄Cl (aq), and extracted with CH₂Cl₂. The organic layers were combined, dried with anhydrous MgSO₄, and concentrated to give a residue, which was purified by chromatography on silica gel (MeOH/28% NH₄OH = 97/3) to afford intermediate **105-II** (1000 mg, 82% yield).

[0237] A solution of intermediate **105-II** (1000 mg), Et₃N (210 mg) and Boc₂O (455 mg) in CH₂Cl₂ (10 mL) was stirred at 25°C for 15 hours. The solution was concentrated and purified by chromatography on silica gel (EtOAc/ Hexane = 1/1) to afford intermediate **105-III** (907 mg, 76% yield).

[0238] A solution of intermediate **105-III** (907 mg) and Pd/C (20 mg) in MeOH (10 mL) was stirred under H₂ (balloon) at 25°C for 18 hours. The filtrate was got by filtration through a celite column and removed MeOH to afford intermediate **105-IV** (740mg).

[0239] Et₃N (454 mg) was added to a solution of intermediate **105-IV** (740 mg) and 2,4-dichloro-6-aminopyrimidine (**1-VI**, 246 mg) in 1-pentanol (10 mL). The reaction mixture was stirred at 120°C for 15 hours and concentrated under vacuum. The resultant residue was purified by chromatography on silica gel (EtOAc/ Hexane = 1/2) to afford intermediate **105-V** (420 mg, 45% yield).

[0240] A solution of intermediate **105-V** (50 mg) in *N*-(2-hydroxyethyl)piperazine (1 mL) was stirred at 120°C for 15 hours. The reaction was cooled to 25°C and diluted with Cl₂CH₂ (10 mL). The reaction solution was washed with water, dried with anhydrous MgSO₄, and concentrated. The residue was purified by chromatography on silica gel (Cl₂CH₂/MeOH = 9/1) to afford intermediate **105-VI** (10mg, 17% yield).

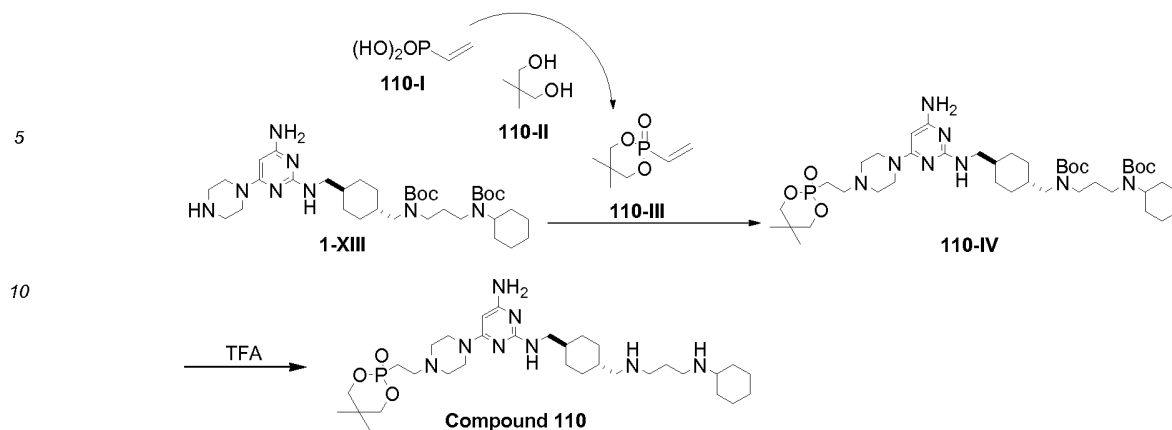
[0241] A solution of 4 N HCl in 1,4-dioxane (2 mL) was added to a solution of intermediate **105-VI** (10 mg) in CH₂Cl₂ (5 mL). The reaction mixture was stirred for 4 hours at room temperature and concentrated by removing the solvent. The resultant residue was washed with ether to afford hydrochloride salt of compound **105** (8 mg).

[0242] CI-MS (M⁺+1): 515.4

Example 67: Preparation of compound 110

55

[0243]



[0244] Intermediate **1-XIII** was prepared as described in Example 1.

[0245] To a solution of vinylphosphonic acid (**110-I**, 550 mg) in dry CH_2Cl_2 (17 mL) was slowly added oxalyl chloride (3.9 g) and DMF (0.4 mL) at 0°C . The mixture was refluxed for 3 hours, and concentrated to give quantitatively the corresponding phosphochloridate. The phosphochloridate was added to a mixture of 2,2-dimethyl-1,3-propanediol (**110-II**, 530 mg), dry CH_2Cl_2 (17 mL), and Et_3N (3.1 g) at -70°C . The mixture was slowly warmed to room temperature and stirred for 15 hours. It was then washed with water. The organic layer was dried (MgSO_4), filtered, and evaporated. The residue was purified by column chromatography on silica gel ($\text{EtOAc}/\text{MeOH} = 9:1$) to afford **110-III** (65 mg, 7% yield) as brown oil.

[0246] Compound **110-III** (65 mg) was added to a solution of intermediate **1-XIII** (202 mg) in MeOH (4 mL). The solution was stirred at 65°C for 24 hours. The solution was concentrated and the residue was purified by column chromatography on silica gel ($\text{CH}_2\text{Cl}_2/\text{MeOH} = 9:1$) to afford intermediate **110-IV** (147 mg) in a 48% yield.

[0247] A solution of 20% TFA/ CH_2Cl_2 (3 mL) was added to a solution of intermediate **110-IV** (147 mg) in CH_2Cl_2 (2.0 mL). The reaction mixture was stirred for 12 hours at room temperature and concentrated to afford trifluoroacetic acid salt of compound **110** (267 mg).

[0248] CI-MS (M^++1): 635.4

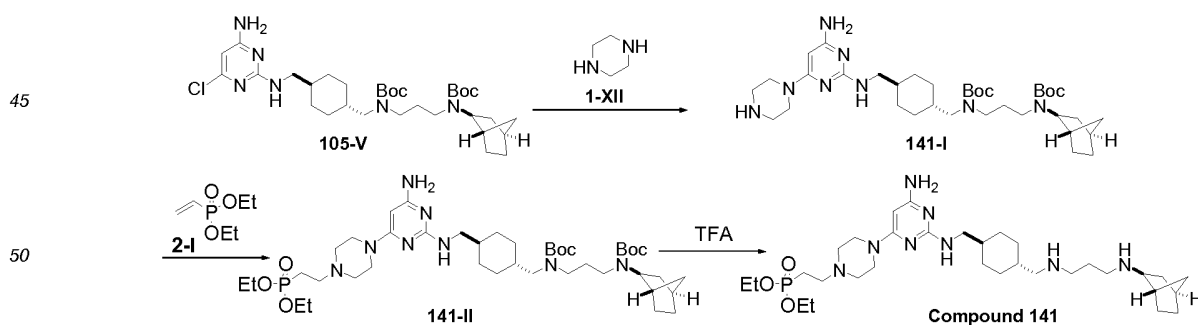
Example 68: Preparation of compound 111

[0249] Compound **111** was prepared in the same manner as that described in Example 67 except that 2-aminobenzyl alcohol was used instead of 2,2-dimethyl-1,3-propanediol.

[0250] CI-MS (M^++1): 654.4

Example 69: Preparation of compound 141

[0251]



[0252] Intermediate **105-V** was prepared as described in Example 66.

[0253] To compound **105-V** (1.7 g) and piperazine (**1-XII**, 1.4 g, 6 eq) in 1-pentanol (30 mL) was added Et_3N (1.66 g, 6.0 eq) at 25°C . The mixture was stirred at 120°C for 15 hours. The solution was concentrated and purified by silica gel ($\text{EtOAc}/\text{MeOH} = 8:2$) to afford **141-I** (1.5 g) in a 82% yield.

[0254] To a solution of **141-I** (1.5 g) in MeOH (30 mL) was added diethyl vinyl phosphonate (**2-I**, 0.556 g, 1.5 eq) at

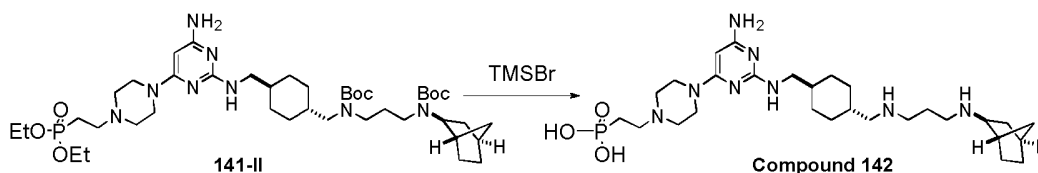
25°C. The mixture was stirred under 65°C for 24 hours. TLC and HPLC showed that the reaction was completed. The solution was concentrated and purified by silica gel (MeOH/CH₂Cl₂ = 8/92) to get 1.1 g of **141-II** in a 59% yield.

[0255] TFA (0.2 mL) was added to a solution of intermediate **141-II** (100 mg) in CH₂Cl₂ (0.8 mL). The reaction mixture was stirred for 15 hours at room temperature and concentrated by removing the solvent to afford trifluoroacetic acid salt of compound **141** (40 mg).

[0256] CI-MS (M⁺+ 1): 635.4

Example 70: Preparation of compound **142**

[0257]



[0258] Intermediate **141-II** was prepared as described in Example 69.

[0259] To a solution of **142-II** (1.0 g) in CH₂Cl₂ (5 mL) was added TMSBr (1.46 g, 8 eq) at 10-15°C for 1 hour. The mixture was stirred at 25°C for 15 hours. The solution was concentrated to remove TMSBr and the solvent under vacuum at 40°C. CH₂Cl₂ was added to the mixture to dissolve the residue. TMSBr and the solvent were removed under vacuum again to obtain a crude solid, which was washed with IPA/MeOH (9/1) to afford compound **142** after filtration and drying at 25°C under vacuum (<1 torr) for 3 hours. Crystallization in EtOH gave hydrobromide salt of compound **142** (530 mg).

[0260] CI-MS (M⁺+ 1): 579.4

Example 71: Preparation of compound **143**

[0261] Compound **143** was prepared in the same manner as that described in Example 69 except that cyclohexylmethanamine was used instead of *exo*-2-aminonorborane.

[0262] CI-MS (M⁺+1): 637.5

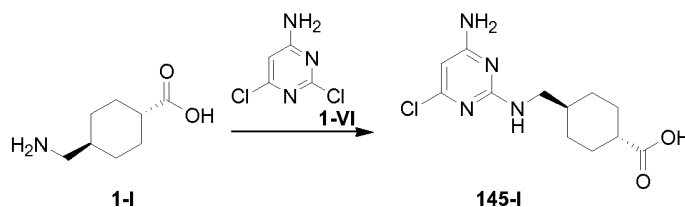
Example 72: Preparation of compound **144**

[0263] Compound **144** was prepared in the same manner as that described in Example 70 except that cyclohexylmethanamine was used instead of *exo*-2-aminonorborane.

[0264] CI-MS (M⁺+1): 581.4

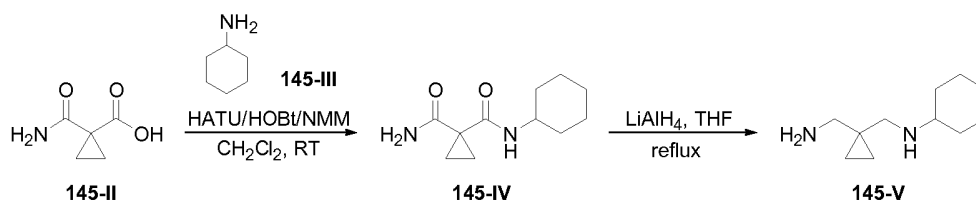
Example 73: Preparation of intermediate compound **145-I**

[0265]



[0266] Compound **1-I** (2.11 g, 1.1 eq) and K₂CO₃ (8.5 g, 5 eq) were dissolved in CH₃CN/ H₂O (1:2, 30 mL), and *tetra*-butyl ammonium iodide was added as a catalyst. The mixture was reacted with 2,4-dichloro-6-aminopyrimidine (**1-VI**, 2 g, 1 eq.) at 90°C for 15 hours. The reaction was completed as evidenced TLC. The mixture was evaporated under reduced pressure to remove the organic solvent, and the aqueous layer was acidified with concentrated hydrochloric acid (pH = 4~5) and then filtered. The resultant solid was collected, washed three times with water (15 mL), and dried under vacuum to give compound **145-I** (2.8 g) as a white solid in 80% yield.

[0267] CI-MS (M⁺+1): 285.1

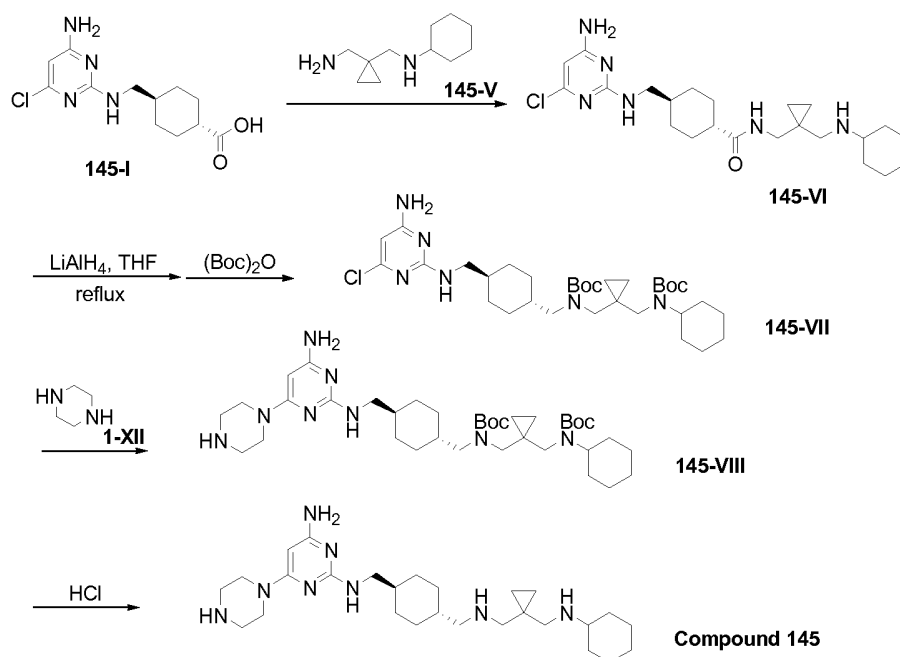
Example 74: Preparation of intermediate compound 145-V**[0268]**

[0269] The compound 1-carbamoyl-cyclopropanecarboxylic acid (**145-II**, 5 g, 1eq), O-(7-azabenzotriazol-1-yl)-*N,N,N',N'*-tetra-methyluronium hexa-fluorophosphate (**HATU**, 22.85 g, 1.6 eq), and 1-hydroxybenzotriazole (**HOBt**, 8.12 g, 1.6eq) were suspended in CH_2Cl_2 (150 mL) at an ice-water bath. *N*-methylmorpholine (**NMM**, 16.5 mL, 4eq) and cyclohexyl amine (**145-III**, 5.2 mL, 1.2 eq) were added into the solution at 0~10°C with stirring. After the addition was completed, the reaction mixture was further stirred at room temperature for 15 hours. The reaction was completed as evidenced by TLC.

[0270] The mixture was poured into a saturated aqueous NH_4Cl (100 mL) solution. After separation, the organic layer was successively washed with brine and saturated aqueous NaHCO_3 (100 mL each), dried over anhydrous MgSO_4 , filtered, and concentrated. The residue was purified by silica gel column chromatography ($\text{EtOAc/Hexane} = 4:1$) to afford compound **145-IV** (6.3 g) as an orange oil in 80% yield.

[0271] Under nitrogen, LiAlH_4 (4.8 g, 4 eq) was added in small portions to a solution of **145-IV** (6.3 g) in anhydrous THF (150 mL), while the temperature was kept between 0°C and 10°C. The mixture was stirred at room temperature for 1 hour and then heated with reflux for another 4 hours. The mixture was cooled and quenched with saturated aqueous NH_4Cl (15 mL) solution at 0°C. It was allowed to warm up to room temperature and stirred for 1 hour. The mixture was filtered through a pad of celite, and the filtrate was concentrated under reduced pressure to give product **145-V** (4.4 g) as a yellow oil in 80% yield.

[0272] CI-MS (M^++1): 183.1

Example 75: Preparation of intermediate compound 145**[0273]**

[0274] The compound **145-I** (3.95 g, 1 eq), HATU (8.44 g, 1.6 eq), and HOBt (3.0 g, 1.6 eq) were suspended in CH_2Cl_2

(55 mL) at an ice-water bath. NMM (6.1 mL, 4eq) and N-(1-(aminomethyl)cyclopropyl)cyclohexanamine (**145-V**, 3.1 g, 1.2 eq) were added at 0~10°C with stirring. After the addition was completed, the reaction mixture was further stirred at room temperature for 15 hours. The reaction was completed as evidenced by TLC.

[0275] The mixture was poured into a saturated aqueous NH_4Cl (50 mL). After separation, the organic layer was successively washed with brine and saturated aqueous NaHCO_3 (50 mL each), dried over anhydrous MgSO_4 , filtered, and concentrated. The residue was purified by silica gel column chromatography ($\text{EtOAc/MeOH} = 7:3$) to afford compound **145-VI** (1.5 g) as a yellow oil in 30% yield.

[0276] Under nitrogen, LiAlH_4 (267 mg, 2 eq) was added in small portions to a solution of **145-VI** (1.5 g) in anhydrous THF (20 mL), while the temperature was kept between 0°C and 10°C. The mixture was stirred at room temperature for 1 hour and then heated with reflux for another 4 hours. It was cooled and quenched with saturated aqueous NH_4Cl (1 mL) solution at 0°C. It was then allowed to warm up to room temperature and stirred for 1 hour. The mixture was filtered through a pad of celite, and then Et_3N (1.0 g, 3 eq) and $(\text{Boc})_2\text{O}$ (1.8 g, 2.5 eq) were added to the filtrate at 25°C. After stirred at 25°C for 15 hours, the solution was concentrated and purified by silica gel column chromatography ($\text{EtOAc/Hexane} = 4:1$) to afford compound **145-VII** (940 mg) as a yellow oil in 69% yield.

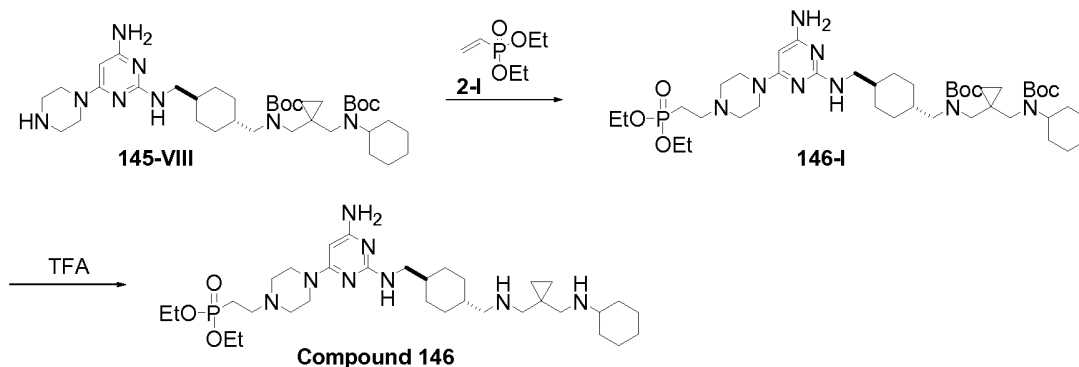
[0277] To compound **145-VII** (940 mg) and piperazine (**1-XII**, 382 mg, 3 eq) in 1-pentanol (3 mL) was added Et_3N (450 mg, 3 eq) at 25°C. The mixture was stirred at 120°C for 8 hours at which time the reaction was completed as evidenced by TLC. Ethyl acetate (5 mL) was added to the reaction mixture at 25°C. The solution was stirred for 1 hour and, after removal of the Et_3NHCl salt by filtration, concentrated and purified by silica gel ($\text{EtOAc/MeOH} = 7:3$) to afford **145-VIII** (570 mg) in 56% yield.

[0278] A solution of intermediate **145-VIII** (100 mg) was treated with 4 N HCl/dioxane (2 mL) in CH_2Cl_2 (1 mL) and stirred at 25°C for 15 hours. The reaction was completed as evidenced by TLC. The mixture was concentrated to give hydrochloride salt of compound **145** (55 mg).

[0279] CI-MS ($\text{M}^{++} 1$): 485.0

Example 76: Preparation of compound **146**

[0280]



[0281] Intermediate **145-VIII** was obtained during the preparation of compound **145**.

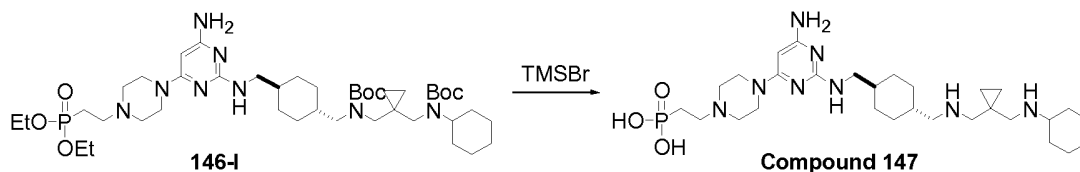
[0282] To a solution of **145-VIII** (520 mg) in MeOH (8 mL) was added diethyl vinyl phosphonate (**2-I**, 187 mg, 1.5 eq) at 25°C. The mixture was stirred at 65°C for 24 hours. The reaction was completed as evidenced by TLC. The solution was concentrated and purified by silica gel ($\text{MeOH/CH}_2\text{Cl}_2 = 8/92$) to afford compound **146-I** (317 mg) as a pale yellow foamy solid in 50% yield.

[0283] A solution of 20% TFA/ CH_2Cl_2 (2 mL) was added to a solution of intermediate **146-I** (100 mg) in CH_2Cl_2 (1 mL). The reaction mixture was stirred for 15 hours at room temperature and concentrated by removing the solvent to afford trifluoroacetic acid salt of compound **146** (80 mg).

[0284] CI-MS ($\text{M}^{++} 1$): 649.3

Example 77: Preparation of compound **147**

[0285]



[0286] Intermediate **146-I** was obtained during the preparation of compound **146**.

[0287] To a solution of **146-I** (200 mg) in CH_2Cl_2 (1 mL) was added TMSBr (0.3 mL, 8 eq) at 10–15°C for 1 hour. The mixture was stirred at 25°C for 15 hours and then concentrated to remove TMSBr and the solvent under vacuum at 40°C. CH_2Cl_2 was added to dissolve the residue. The mixture was vacuumed again to obtain hydrobromide salt of compound **147** (150 mg).

[0288] CI-MS ($\text{M}^+ + 1$): 593.3

Example 78: GTP-binding assay

[0289] Compounds of the invention were tested for their efficacy in binding to the CXCR4 receptor using a DELFIA GTP-binding kit (Wallac Oy, Turku, Finland). The DELFIA GTP-binding assay is a time-resolved fluorometric assay based on GDP-GTP exchange on G-protein subunits followed by activation of a G protein-coupled receptor by its agonist. Eu-GTP, a non-hydrolysable analogue of GTP, is used to monitor agonist-dependent activation of G-protein. Note that stimulation of CXCR4 receptor by SDF-1 leads to replacement of GDP by GTP on the α -subunit of G-protein. The resultant GTP-G α complex represents the activated form of G-protein. See Peltonen et al., Eur. J. Pharmacol. (1998) 355:275.

[0290] Plasma membrane derived from CXCR4-expressing HEK293 cells was suspended in an assay buffer (50 mM NaCl, 100 mg/mL saponin, 3 mM MgCl_2 , 3 mM GDP, 5% BSA, 50 mM HEPES, pH 7.4). An aliquot (4 μg protein) was added to each well of an AcroPlate (Pall Life Sciences, Ann Arbor, MI). After addition of test compounds

[0291] (10 mM in 0.1% DMSO) and SDF-1 (4 nM in the assay buffer), the assay plate was incubated in the dark at room temperature with slow shaking for 10 minutes. Eu-GTP, obtained from Wallac Oy Eu-GTP, was added to each well. The plate was incubated again for 60 minutes and then washed twice with a wash solution provided in the assay kit to terminate the assay. Binding of Eu-GTP was determined based on the fluorescence signal detected by a Victor 2 multi-label reader.

[0292] Unexpectedly, 28 test compounds showed IC_{50} (concentration required to inhibit SDF-1 stimulated GTP-G α binding by 50%) at 20 nM, 83 test compounds showed IC_{50} between at nM, 37 test compounds showed IC_{50} at 100–1000 nM.

Example 79: Radioligand binding assay

[0293] Binding competition between each of 114 test compounds and human SDF-1 was determined using glass fiber filter plates (Millipore, Billerica, MA) as follows:

The glass fiber filter plates were pre-coated with 90 μl of 0.2% polyethyleneimine for 30 minutes and rinsed with 100 μl of distilled water for four times to reduce nonspecific binding. Membranes of human CXCR4-transfected HEK293 cells (5–10 μg protein/well) in 70 μl of assay buffer (50 mM HEPES, pH 7.4, 0.5% bovine serum albumin, 90 mM NaCl, 5 mM MgCl_2 , 1 mM CaCl_2) were incubated with 20 μl of a test compound and 10 μl of [^{125}I]-SDF-1 (final concentration 150 pM) in U-bottom assay plates (Corning, Corning, NY). After 120 minutes at room temperature, the incubation was terminated by transferring the reaction mixture to glass fiber plate wells (80 μl /well) and filtered by vacuum filtration (MultiScreen Vacuum Manifold, Millipore). The plate was washed 4 times with 80 μl /well of wash buffer (20 mM HEPES, pH 7.4 and 90 mM NaCl) and then air dried overnight. After 35 μl of a Supermix cocktail was added to each well of plate, the radioactivity retained on the plate was counted with Trilux MicroBeta (PerkinElmer, Boston, MA).

50 test compounds showed IC_{50} (concentration required to inhibit binding of [^{125}I]-SDF-1 to the receptor by 50%) at less than 20 nM, 43 test compounds showed IC_{50} at 20–100 nM, and 21 test compounds showed IC_{50} at 100–1000 nM.

Example 80: Stem cell mobilization

[0294] The efficacy of five compounds in enhancing stem cell mobilization was tested as follows:

Each compound was dissolved in saline. The solutions were each administered to BALB/c mice intravenously at 4 ml/kg. Whole blood was collected 1, 2, 3, 6, 18, and 24 hours after intravenous injection by cardiac puncture. Mice receiving saline were used as control. Blood samples of the same group (N = 3 in each group) were pooled and total leukocyte numbers were counted using trypan blue exclusion. Hematopoietic stem cells (CD34⁺) and endothelial progenitor cells (CD133⁺) were measured using antibody surface staining and flow cytometry (Beckman Coulter, Miami, FL). Statistical significance was determined using a one-way ANOVA. Differences were considered significant if P values were <0.05.

The results indicated that all of the test compounds enhanced mobilization of CD34⁺ hematopoietic stem cells and CD133⁺ endothelial progenitor cells into peripheral blood in a dose-dependent manner. Within 1-3 hours after a single injection, the compounds increased circulating CD34⁺ cells up to 6.2-14.5 folds and CD133⁺ cells up to 5.2-10.7 folds.

Example 81: Synergistic effect in mobilization of stem cells and endothelial progenitor cells

[0295] The efficacy of G-CSF alone and a combination of G-CSF and a test compound in mobilizing stem cells and endothelial progenitor cells was also tested in a manner similar to that described in Example 80. The results indicate that the combination exerted synergistic effect in enhancing CD34⁺ and CD133⁺ mobilization. Circulating CD34⁺ was increased to up to about 18.5 folds and circulating CD133⁺ up to about 64.2 folds.

Example 82: Oxygen-induced retinopathy (diabetic retinopathy model)

[0296] Newborn rats were placed under air containing 50% oxygen and air containing 10% oxygen alternately in a cycle of 24 hours from birth through 14 days to induce robust retinal angiogenesis. These rats were used as a diabetic retinopathy model.

[0297] A test compound was dissolved in water. The solutions at the concentrations of 0.1-10 μ M were administered to the rats via intravitreal injection (2 μ l/eye). Oxygen-induced retinopathy rats without injection of any test compound or injected with vehicle were used as control. All of the rats were then placed under normal air for six days before sacrifice. Neovascularization was assessed using ADPase histochemistry and computer-assisted image analysis techniques.

[0298] The results indicate that the test compound effectively inhibited retinal neovascularization.

Example 83: Choroidal neovascularization (age-related macular degeneration model)

[0299] Choroidal neovascularization (CNV) was generated by laser-induced rupture of Bruch's membrane in 4- to 6-week-old, male C57BL/6J mice. With a hand-held cover slide as a contact lens, an argon laser photocoagulator (532 nm) mounted on a slit-lamp was used to create four lesions centered around the optic nerve head in the retinal mid-periphery (50 μ m spot size, 0.07 sec duration, 260 mW). A test compound was dissolved in water. The solutions at the concentrations of 1 to 100 μ M were administered to the CNV mice via intravitreal injection (1 or 2 μ l/eye) immediately following laser treatment. CNV mice without treatment of test compounds were used as control. Fourteen days after the laser treatment, all of the mice were sacrificed and CNV growth at the Bruch's membrane rupture sites was assessed using fluorescently stained choroid-sclera-RPE flat-mounts via computer-assisted image analysis.

[0300] The results indicate that the test compound reduced the neovascularization area by 34%-59%, compared with control.

Example 84: Limb ischemia model

[0301] The efficacy of three compounds in treating ischemia was tested using a limb ischemia model.

[0302] Ischemia was induced in the left hindlimb of each BALB/c mouse as follows: The femoral artery was ligated and transected in two places of 0.20-0.30 cm length proximal and distal to the ligation. Any other large blood vessels that were visible and distal to the ligation were also transected.

[0303] Each compound was dissolved in saline and administered intravenously to the limb ischemia mice on day 4 and day 8 post-surgery at the dosage ranging from 0.5 mg/kg to the maximum tolerated dose. The contralateral right hindlimbs and mice receiving saline were used as control. The animals were observed using two semiquantitative ischemia indexes three times each week. The extent of blood-flow restoration was measured on days 1, 7, 14, 21, and 28 post-surgery using a laser Doppler imager (PeriScan PIM II), which detects the flux (blood/(area \times time)) of blood. In addition, the muscle strength was measured using a Digital Grip Strength Meter (0167-005L, Columbus Instruments). New vessel formation in leg muscles collected immediately after sacrifice on day 18 post-surgery was assessed. For capillary density analysis, CD31 immunohistochemistry staining was performed. Positive stained newly-formed endothelial cells in 10 fields were counted under microscopy, and the data presented as positive cells/per high power field.

Statistical significance was determined using one-way ANOVA. Differences were considered significant if P values were <0.05.

[0304] All of the test compounds exhibited efficacy in improving hindlimb function, appearance, and muscle strength, restoring blood flow, and increasing formation of new vessel.

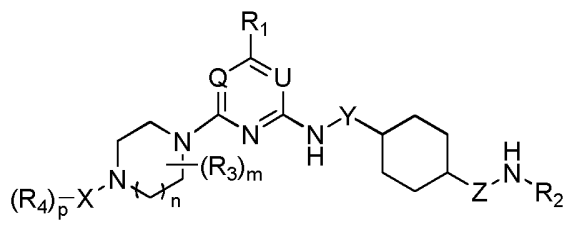
OTHER EMBODIMENTS

[0305] All of the features disclosed in this specification may be combined in any combination. Each feature disclosed in this specification may be replaced by an alternative feature serving the same, equivalent, or similar purpose. Thus, unless expressly stated otherwise, each feature disclosed is only an example of a generic series of equivalent or similar features.

[0306] From the above description, one skilled in the art can easily ascertain the essential characteristics of the present invention, and without departing from the spirit and scope thereof, can make various changes and modifications of the invention to adapt it to various usages and conditions. Thus, other embodiments are also within the scope of the following claims.

Claims

1. A compound of the following formula:



wherein

each Q and U is CH or N, provided that at least one of Q and U is N;

each of X, Y, and Z, independently, is C₁₋₅ alkylene or deleted;

m is 0, 1, 2, 3, 4, or 5;

n is 0, 1 or 2;

p is 1 or 2;

R₁ is H, C₁-C₁₀ alkyl, C₃-C₂₀ cycloalkyl, C₁-C₂₀ heterocycloalkyl, aryl, heteroaryl, halo, CN, OR_a, COOR_a, OC(O)R_a, C(O)R_a, C(O)NR_aR_b, or NR_aR_b;

R₂ is C₁-C₁₀ alkyl, C₃-C₂₀ cycloalkyl, C₁-C₂₀ heterocycloalkyl, aryl, heteroaryl, or C₁-C₁₀ alkyl, optionally substituted with C₁-C₁₀ alkyl, C₃-C₂₀ cycloalkyl, C₁-C₂₀ heterocycloalkyl, or N(R_cR_d);

R₃, independently, is C₁-C₁₀ alkyl, C₃-C₂₀ cycloalkyl, C₁-C₂₀ heterocycloalkyl, aryl, heteroaryl, halo, CN, OR_e, COOR_e, OC(O)R_e, C(O)R_e, C(O)NR_eR_f, or NR_eR_f; or R₃ is C₁₋₅ alkylene bonded to two carbon atoms of the ring to which it is attached or C₂₋₈ alkylene bonded to one carbon atom of the ring to which it is attached; and

R₄ is P(=O)(OR_g)(OR_i), P(=O)(NHR_g)(OR_i), P(=O)(NR_g)(NR_i);

in which each of R_a, R_b, R_c, R_d, R_e, R_f, R_g and R_i, independently, is H, C₁-C₁₀ alkyl, C₃-C₂₀ cycloalkyl, C₁-C₂₀ heterocycloalkyl, aryl, heteroaryl, or -C(O)R, R being H, C₁-C₁₀ alkyl, C₃-C₂₀ cycloalkyl, C₁-C₂₀ heterocycloalkyl, aryl, or heteroaryl; or R_a and R_b are linked and together form C₂₋₈ alkylene, R_c and R_d are linked and together form C₂₋₈ alkylene, R_e and R_f are linked and together form C₂₋₈ alkylene, or R_g and R_i are linked and together form C₁₋₅ alkylene.

2. The compound of claim 1, wherein Q is CH or N and U is N.

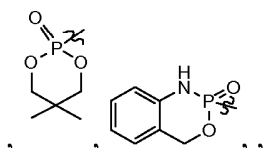
3. The compound of claim 1, wherein X is -CH₂-, -CH₂CH₂- or -CH₂CH₂CH₂- and p is 1.

4. The compound of claim 1, wherein Y is -CH₂ or deleted and Z is -CH₂-.

5. The compound of claim 1, wherein R_2 is C_{1-5} alkyl substituted with $N(R_c R_d)$, preferably $-CH_2CH_2CH_2-N(R_c R_d)$, in which R_c is H and R_d is C_1-C_{10} alkyl, C_3-C_{20} cycloalkyl, C_1-C_{20} heterocycloalkyl, aryl, or heteroaryl, or R_c and R_d are linked and together form C_{4-6} alkylene.

6. The compound of claim 1, wherein m is 0, 1, or 2; n is 1 or 2; R_1 is NH_2 ; and R_3 is C_1-C_3 alkyl, C_3-C_8 cycloalkyl, C_1-C_8 heterocycloalkyl, aryl, heteroaryl, halo, CN, OR_e , or $C(O)NR_e R_f$; or R_3 is C_{1-2} alkylene bonded to two carbon atoms of the ring to which it is attached or C_{2-5} alkylene bonded to one carbon atom of the ring to which it is attached.

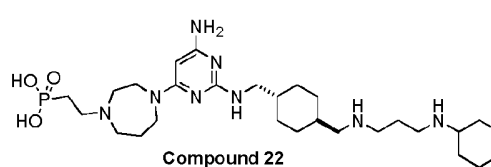
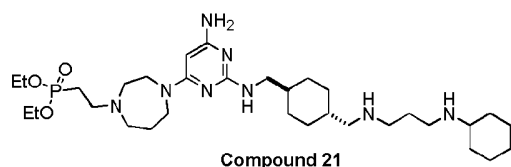
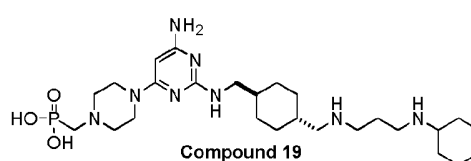
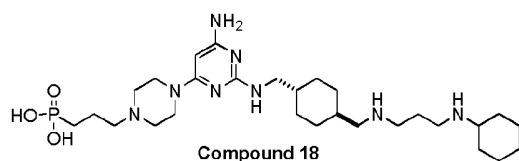
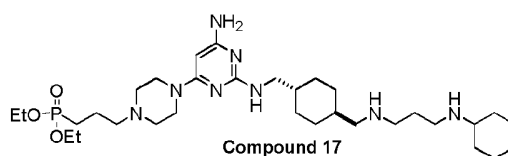
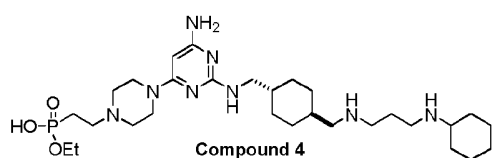
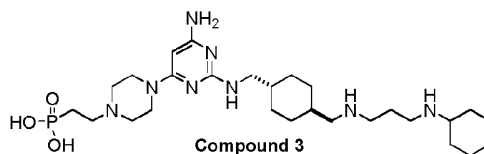
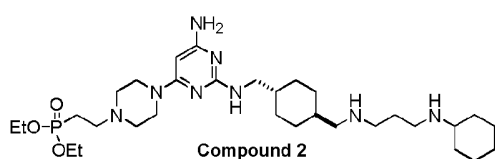
7. The compound of claim 1, wherein R_4 is $P(=O)(OH)_2$, $P(=O)(OH)(OCH_2CH_3)$, $P(=O)(OCH_2CH_3)_2$,

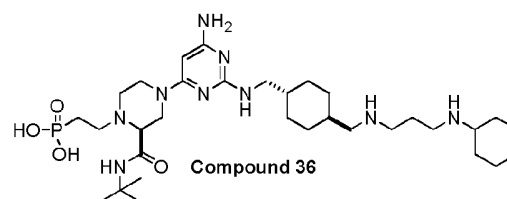
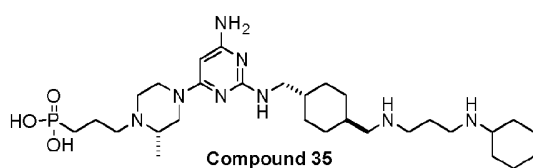
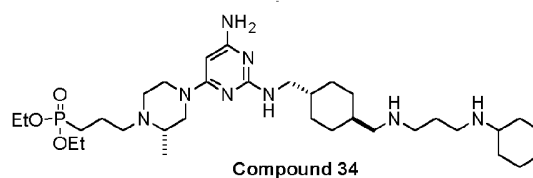
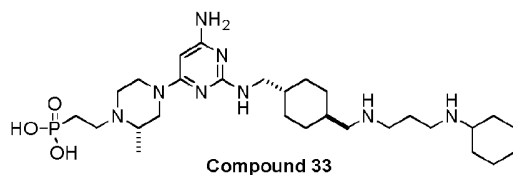
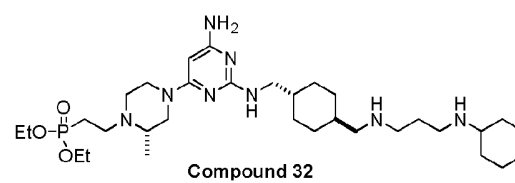
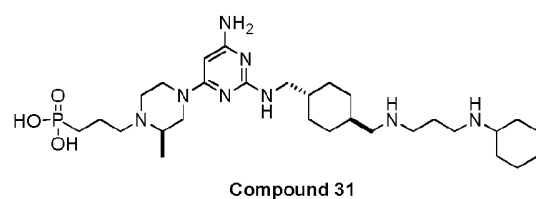
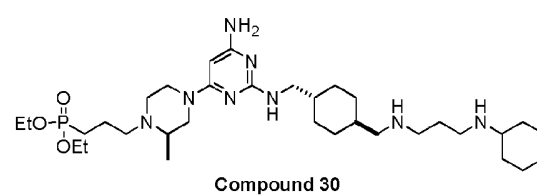
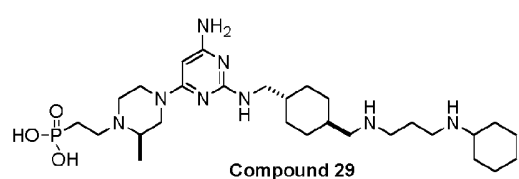
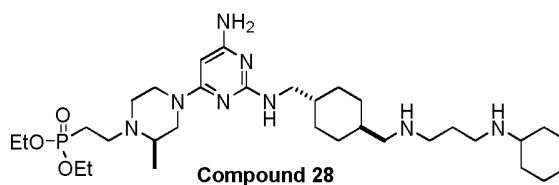
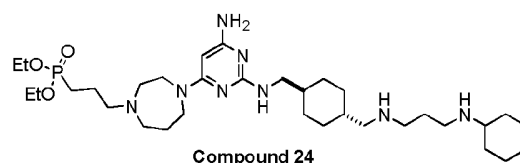
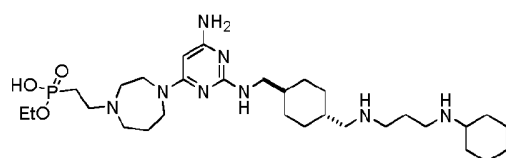


and

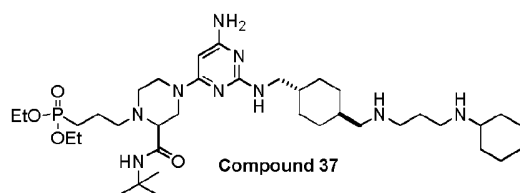
wherein preferably m is 0, 1, or 2; n is 1; p is 1; X is $-CH_2CH_2-$ or $-CH_2CH_2CH_2-$; Y is $-CH_2-$ or deleted and Z is $-CH_2-$; R_1 is NH_2 ; R_2 is C_{1-5} alkyl substituted $N(R_c R_d)$; and R_3 is C_1-C_3 alkyl, C_3-C_8 cycloalkyl, C_1-C_8 heterocycloalkyl, aryl, heteroaryl, halo, CN, OR_e , or $C(O)NR_e R_f$; or C_{1-2} alkylene bonded to two carbon atoms of the ring to which it is attached or C_{2-5} alkylene bonded to one carbon atom of the ring to which it is attached.

8. The compound of claim 1, wherein the compound is selected from the groups consisting of the following compounds

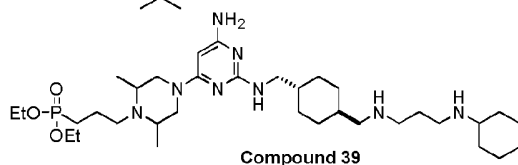




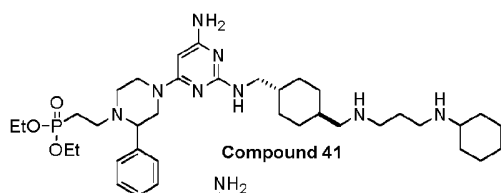
5



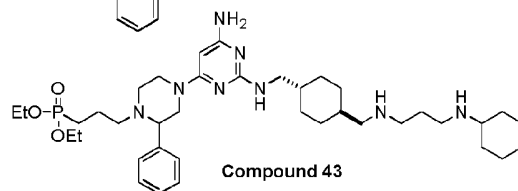
10



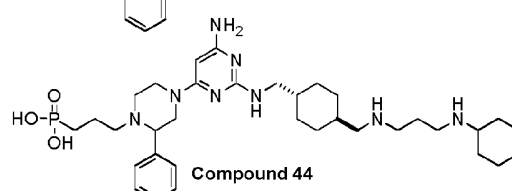
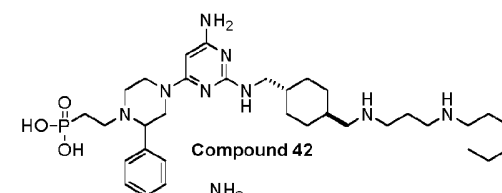
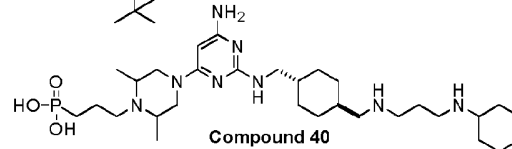
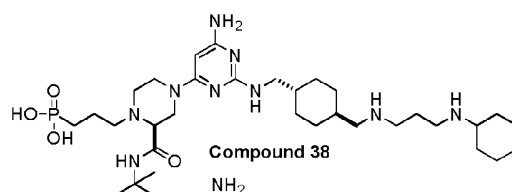
15



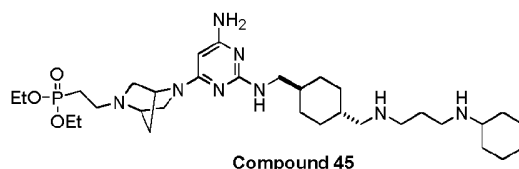
20



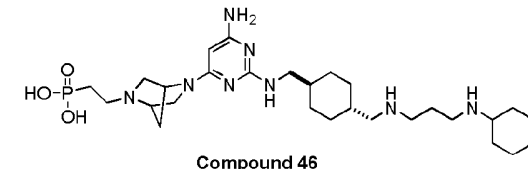
25



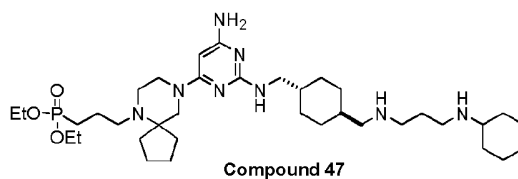
30



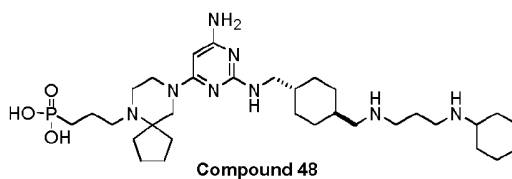
35



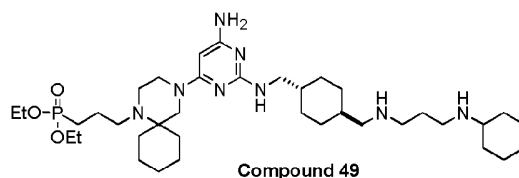
40



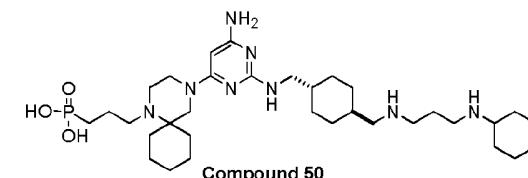
45



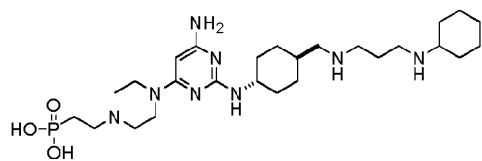
50



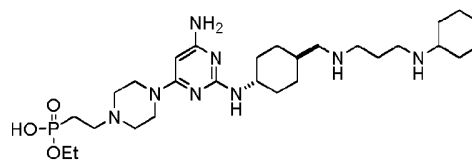
55



5

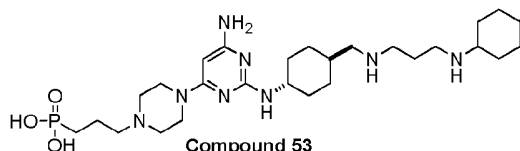


Compound 51

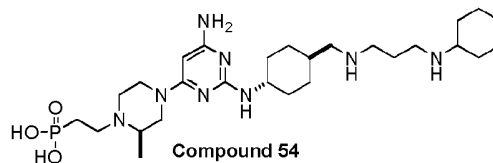


Compound 52

10



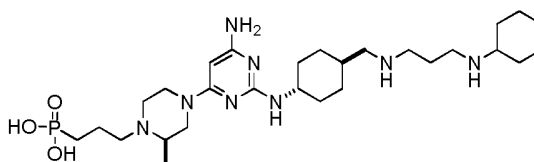
Compound 53



Compound 54

15

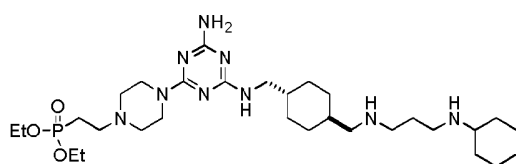
20



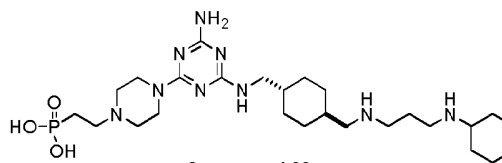
Compound 55

25

30



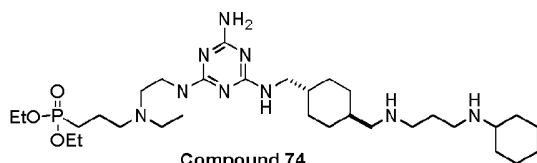
Compound 62



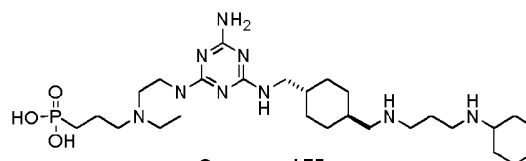
Compound 63

35

40



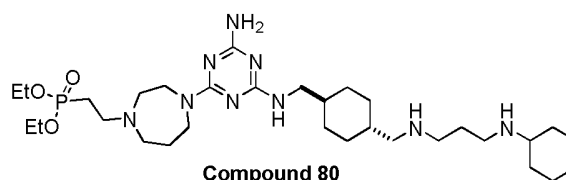
Compound 74



Compound 75

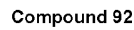
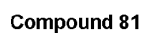
45

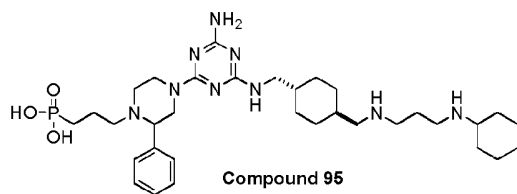
50



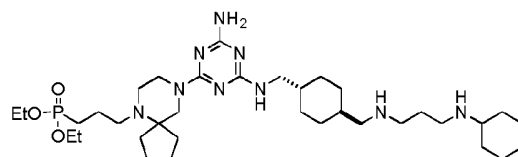
Compound 80

55

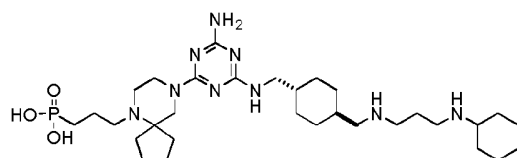




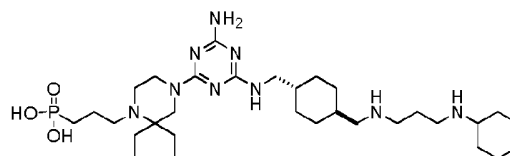
Compound 95



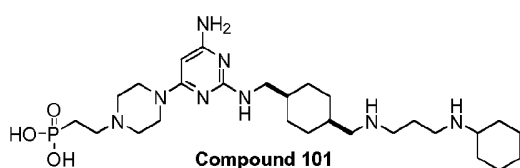
Compound 96



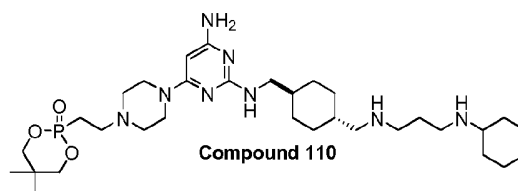
Compound 97



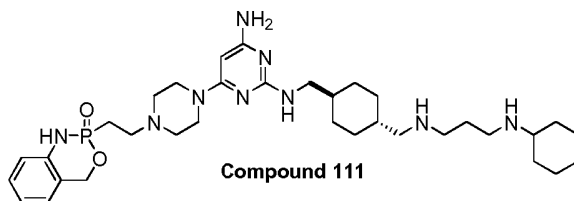
Compound 98



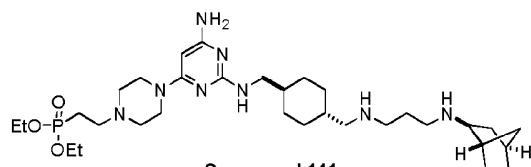
Compound 101



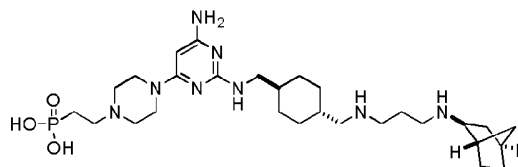
Compound 110



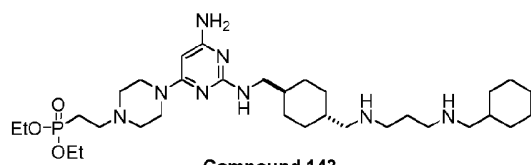
Compound 111



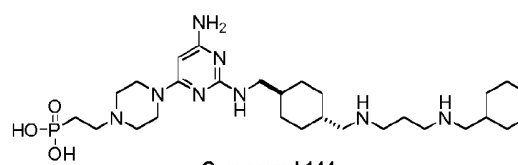
Compound 141



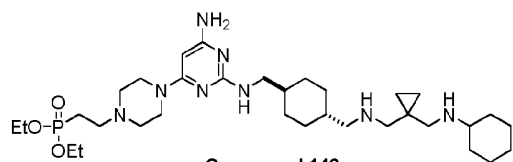
Compound 142



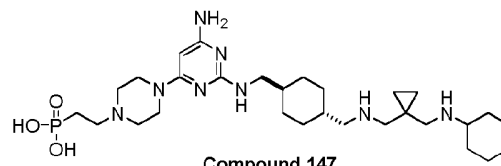
Compound 143



Compound 144



Compound 146



Compound 147

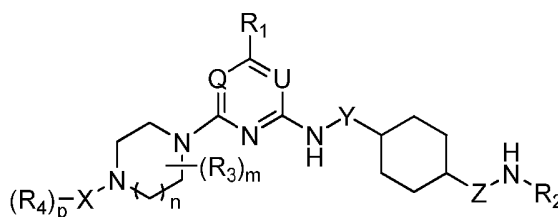
9. The compound as defined in any of claims 1 to 8, for use in treating a medical condition related to CXCR4, wherein the condition is inflammatory or immune disease, a developmental or degenerative disease, or tissue injury, pref-

erably selected from the group consisting of Type I diabetes mellitus, brain injury, nerve injury, heart injury, liver damage, skeletal muscle injury, kidney damage, pancreatic injury, lung injury, skin injury, limb ischemia, silent ischemia, cardiac ischemia, or gastrointestinal tract injury, wherein the compound is preferably administered in combination with a G-CSF growth factor.

10. The compound for use in treating a medical condition related to CXCR4 according to claim 9, wherein the medical condition is diabetic retinopathy, proliferative retinopathy, age-related macular degeneration, macular edema, corneal neovascularization, or iris neovascularization.
11. The compound for use in treating a medical condition related to CXCR4 according to claim 10, wherein the compound is in a composition formulated as eye drop, ointment, injectable fluid, microparticles, or sustained release form.
12. The compound as defined in claims 1 to 8, for use in treating cancer, wherein the compound is to be administered in combination with an effective amount of a chemotherapeutic agent.

Patentansprüche

1. Eine Verbindung gemäß der folgenden Formel:



wobei

jeweils Q und U CH oder N ist, unter der Voraussetzung, dass mindestens eines von Q und U N ist;

jeweils X, Y und Z unabhängig C₁₋₅ Alkylen oder deletiert ist;

m 0, 1, 2, 3, 4 oder 5 ist;

n 0, 1 oder 2 ist;

p 1 oder 2 ist;

R₁ H, C₁-C₁₀ Alkyl, C₃-C₂₀ Cycloalkyl, C₁-C₂₀ Heterocycloalkyl, Aryl, Heteroaryl, Halo, CN, OR_a, COOR_a, OC(O)R_a, C(O)R_a, C(O)NR_aR_b oder NR_aR_b ist;

R₂ C₁-C₁₀ Alkyl, C₃-C₂₀ Cycloalkyl, C₁-C₂₀ Heterocycloalkyl, Aryl, Heteroaryl oder C₁-C₁₀ Alkyl ist, optional substituiert mit C₁-C₁₀ Alkyl, C₃-C₂₀ Cycloalkyl, C₁-C₂₀ Heterocycloalkyl oder N(R_cR_d);

R₃ unabhängig C₁-C₁₀ Alkyl, C₃-C₂₀ Cycloalkyl, C₁-C₂₀ Heterocycloalkyl, Aryl, Heteroaryl, Halo, CN, OR_e, COOR_e, OC(O)R_e, C(O)R_e, C(O)NR_eR_f oder NR_eR_f ist; oder R₃ C₁₋₅ Alkylen gebunden an zwei Kohlenstoffatome des Rings, an den es gebunden ist, oder C₂₋₈ Alkylen gebunden an ein Kohlenstoffatom des Rings, an den es gebunden ist, ist; und

R₄ P(=O)(OR_g)(OR_i), P(=O)(NHR_g)(OR_i), P(=O)(NR_g)(NR_i) ist;

wobei jeweils R_a, R_b, R_c, R_d, R_e, R_f, R_g und R_i unabhängig H, C₁-C₁₀ Alkyl, C₃-C₂₀ Cycloalkyl, C₁-C₂₀ Heterocycloalkyl, Aryl, Heteroaryl oder -C(O)R ist, wobei R H, C₁-C₁₀ Alkyl, C₃-C₂₀ Cycloalkyl, C₁-C₂₀ Heterocycloalkyl, Aryl oder Heteroaryl ist; oder R_a und R_b verbunden sind und zusammen C₂₋₈ Alkylen ausbilden, R_c und R_d verbunden sind und zusammen C₂₋₈ Alkylen ausbilden, R_e und R_f verbunden sind und zusammen C₂₋₈ Alkylen ausbilden oder R_g und R_i verbunden sind und zusammen C₁₋₅ Alkylen ausbilden.

2. Die Verbindung nach Anspruch 1, wobei Q CH oder N und U N ist.

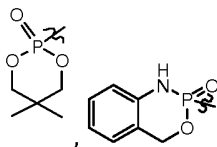
3. Die Verbindung nach Anspruch 1, wobei X -CH₂-, -CH₂CH₂- oder -CH₂CH₂CH₂- und p 1 ist.

4. Die Verbindung nach Anspruch 1, wobei Y -CH₂- oder deletiert ist und Z -CH₂- ist.

5. Die Verbindung nach Anspruch 1, wobei R_2 C_{1-5} Alkyl substituiert mit $N(R_c R_d)$ ist, vorzugsweise $-CH_2CH_2CH_2-N(R_c R_d)$, wobei R_c H ist und R_d C_1-C_{10} Alkyl, C_3-C_{20} Cycloalkyl, C_1-C_{20} Heterocycloalkyl, Aryl oder Heteroaryl ist oder R_c und R_d verbunden sind und zusammen C_{4-6} Alkylen ausbilden.

6. Die Verbindung nach Anspruch 1, wobei m 0, 1 oder 2 ist; n 1 oder 2 ist; R_1 NH_2 ist; und R_3 C_1-C_3 Alkyl, C_3-C_8 Cycloalkyl, C_1-C_8 Heterocycloalkyl, Aryl, Heteroaryl, Halo, CN, OR_e oder $C(O)NR_e R_f$ ist; oder R_3 C_{1-2} Alkylen gebunden an zwei Kohlenstoffatome des Rings, an den es gebunden ist, oder C_{2-5} Alkylen gebunden an ein Kohlenstoffatom des Rings, an den es gebunden ist, ist.

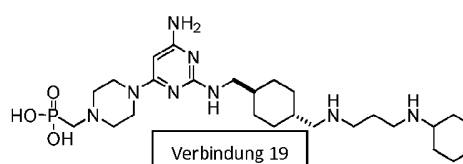
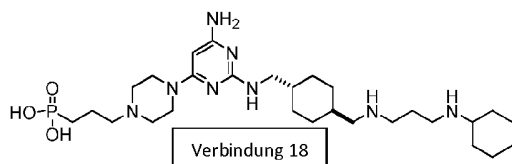
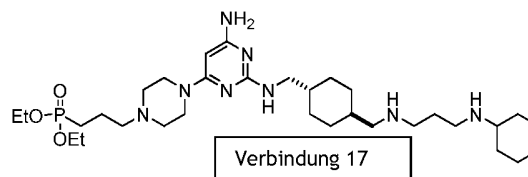
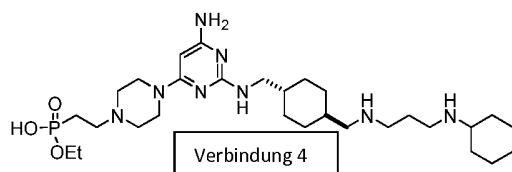
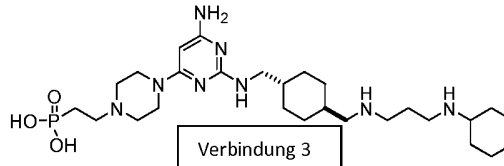
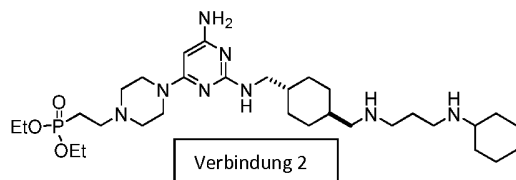
7. Die Verbindung nach Anspruch 1, wobei R_4 $P(=O)(OH)_2$, $P(=O)(OH)(OCH_2CH_3)$, $P(=O)(OCH_2CH_3)_2$,

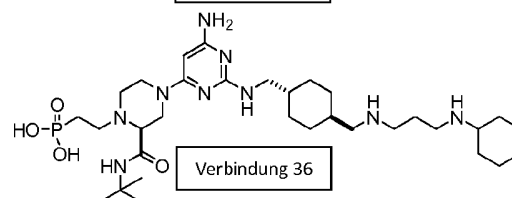
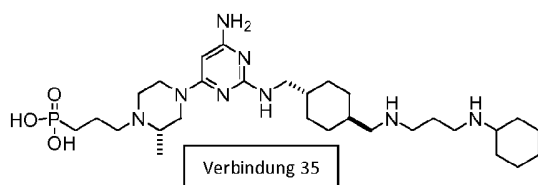
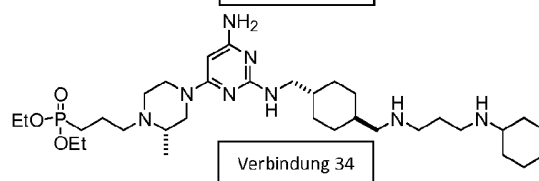
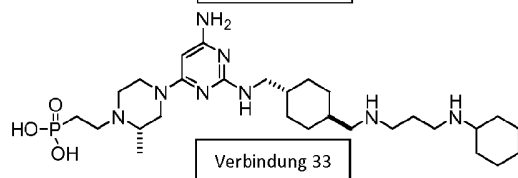
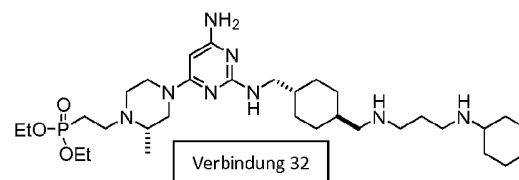
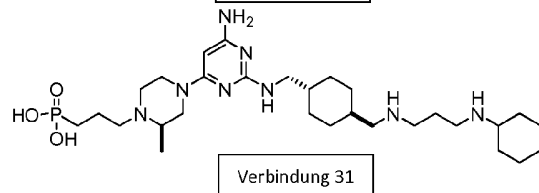
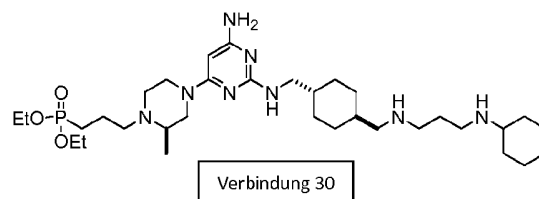
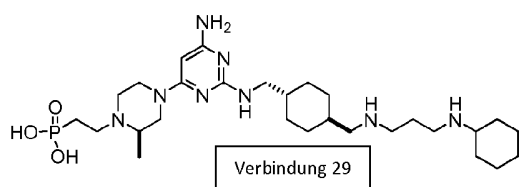
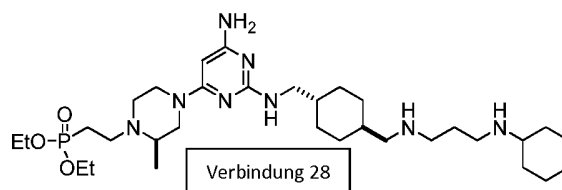
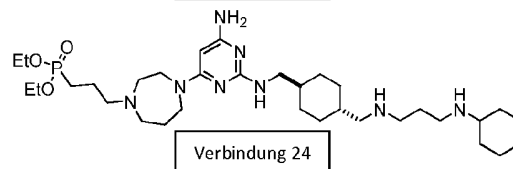
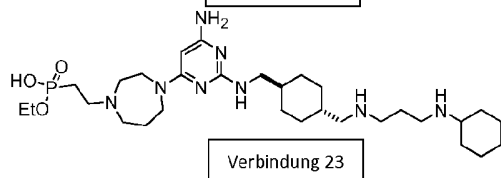
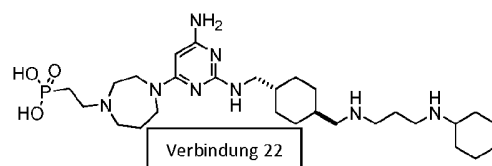
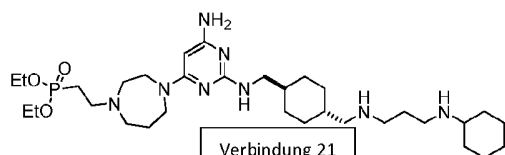


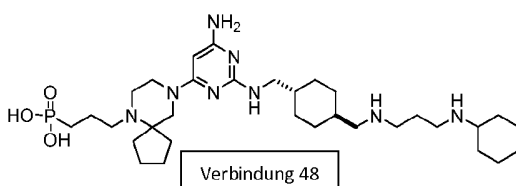
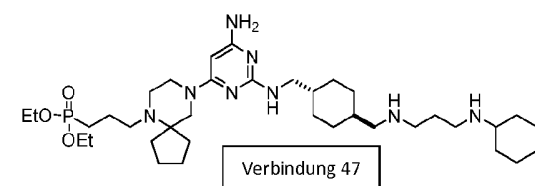
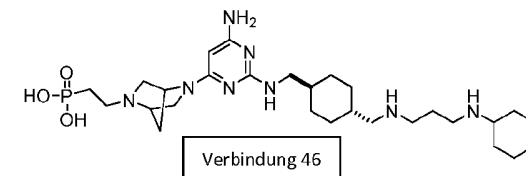
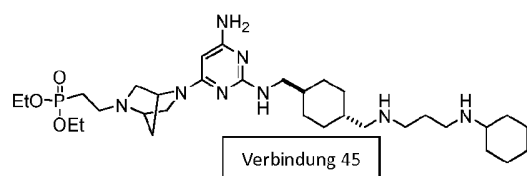
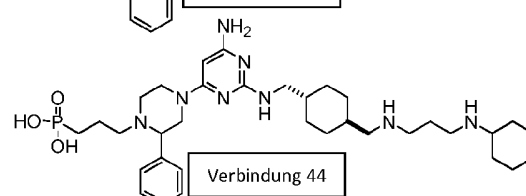
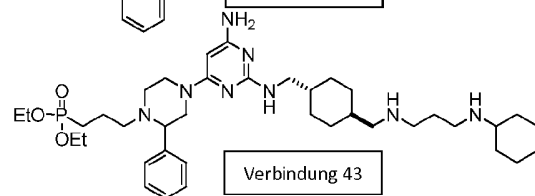
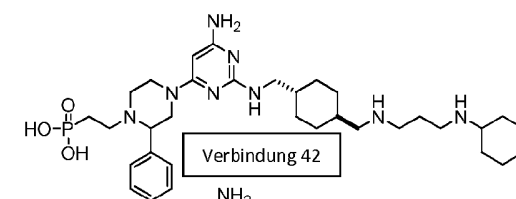
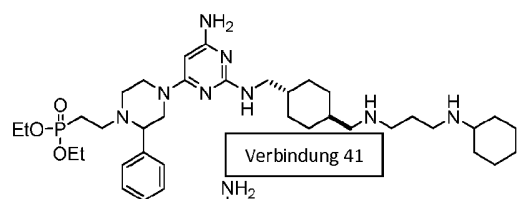
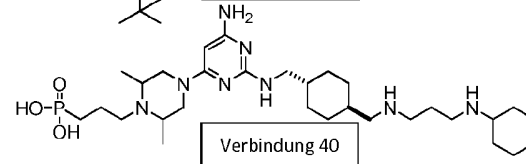
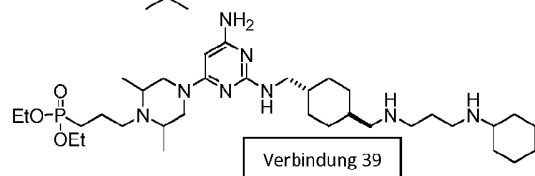
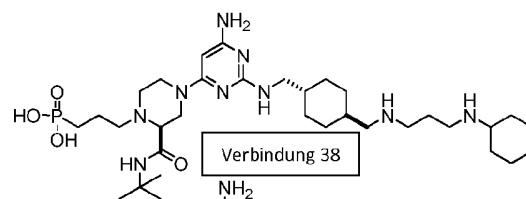
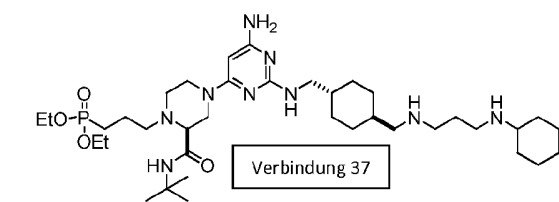
ist, und

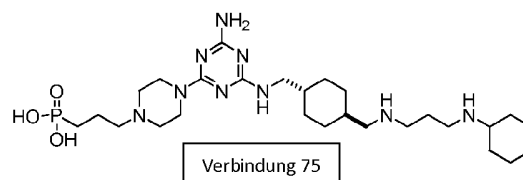
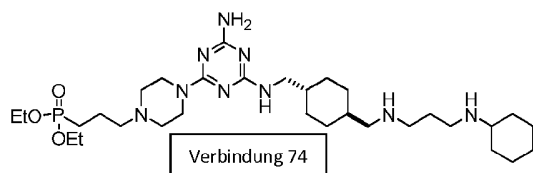
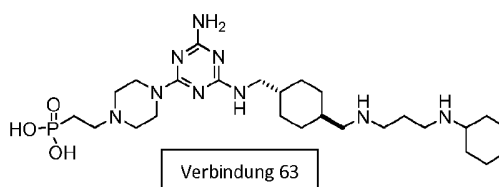
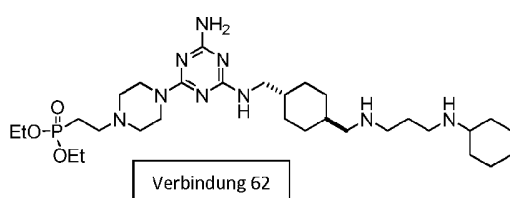
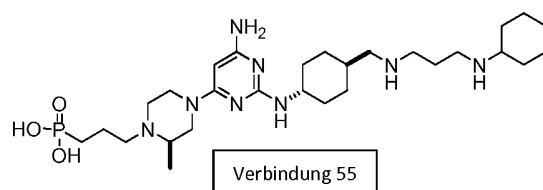
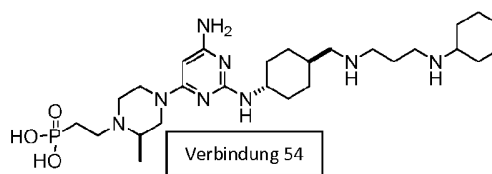
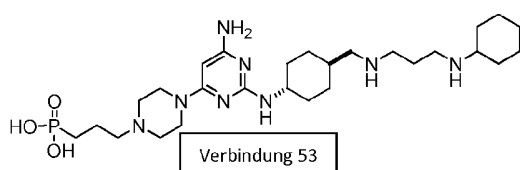
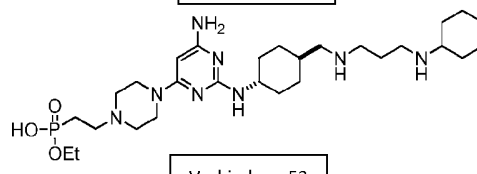
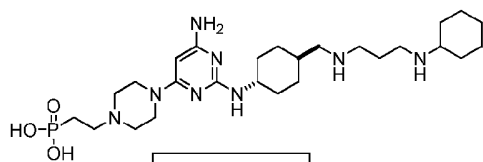
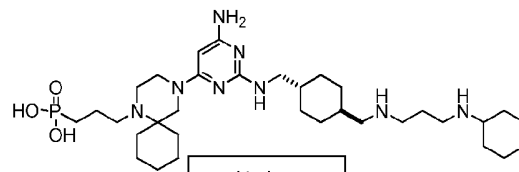
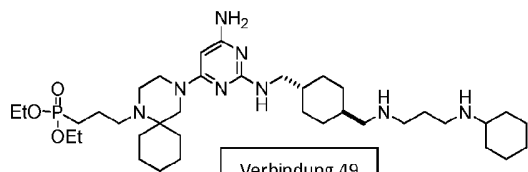
wobei vorzugsweise m 0, 1 oder 2 ist; n 1 ist; p 1 ist; X $-CH_2CH_2-$ oder $-CH_2CH_2CH_2-$ ist; Y $-CH_2$ oder deletiert ist und Z $-CH_2-$ ist; R_1 NH_2 ist; R_2 C_{1-5} Alkyl substituiert mit $N(R_c R_d)$ ist; und R_3 C_1-C_3 Alkyl, C_3-C_8 Cycloalkyl, C_1-C_8 Heterocycloalkyl, Aryl, Heteroaryl, Halo, CN, OR_e oder $C(O)NR_e R_f$ ist; oder C_{1-2} Alkylen gebunden an zwei Kohlenstoffatome des Rings, an den es gebunden ist, oder C_{2-5} Alkylen gebunden an ein Kohlenstoffatom des Rings, an den es gebunden ist, ist.

8. Die Verbindung nach Anspruch 1, wobei die Verbindung ausgewählt ist, aus der Gruppe bestehend aus den folgenden Verbindungen

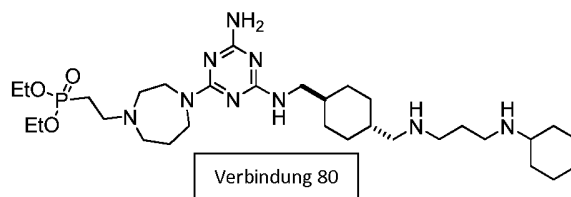




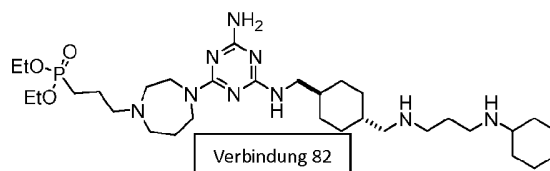
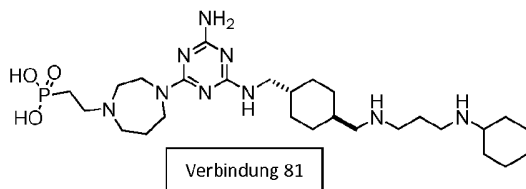




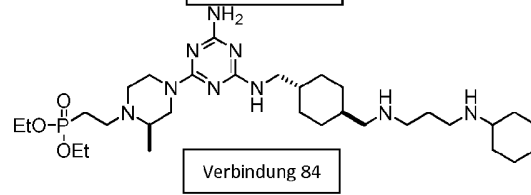
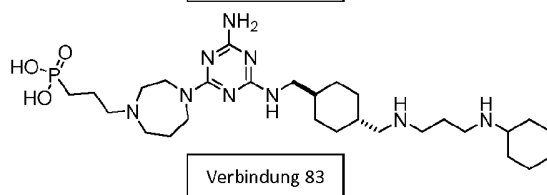
5



10

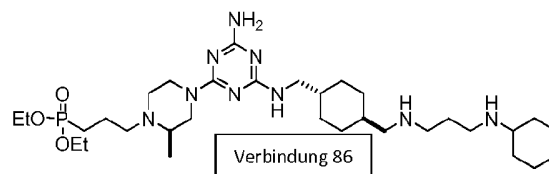
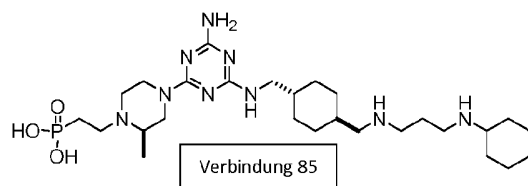


15



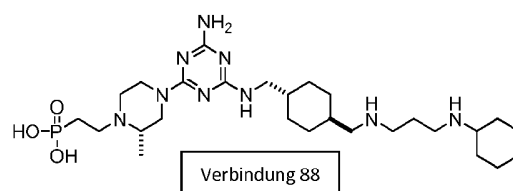
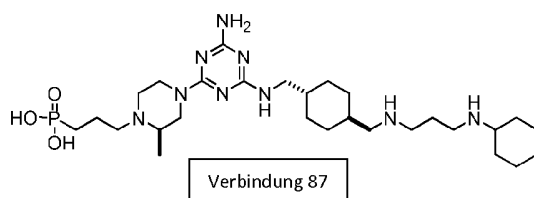
20

25

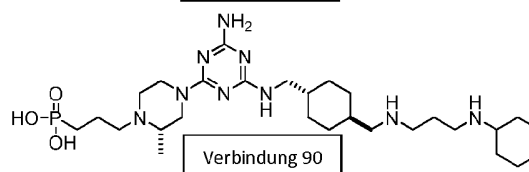
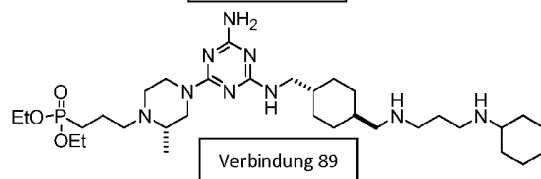


30

35



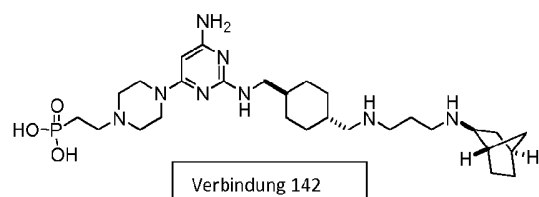
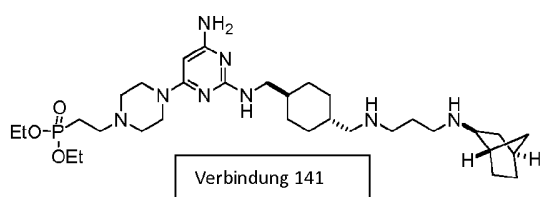
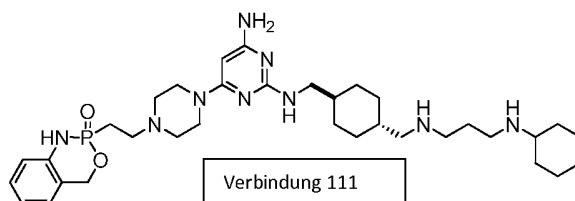
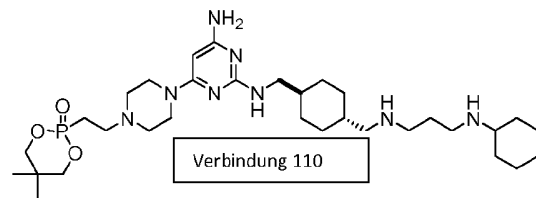
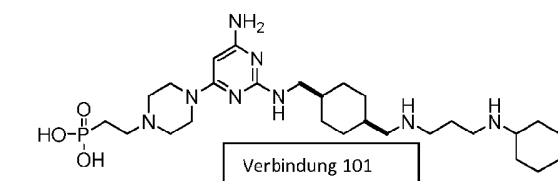
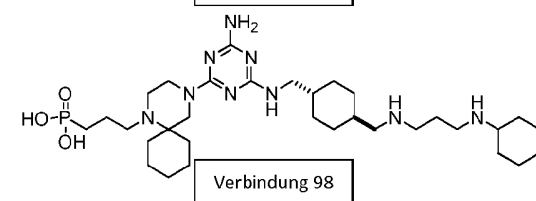
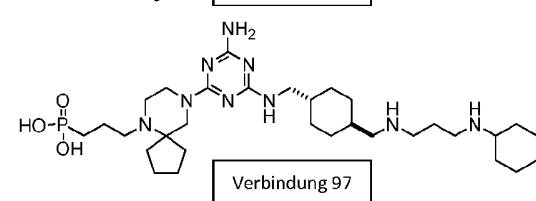
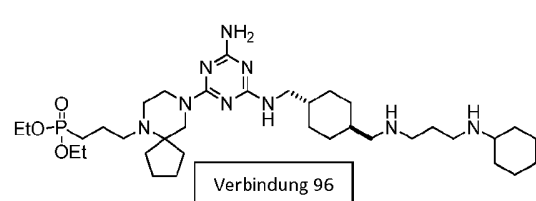
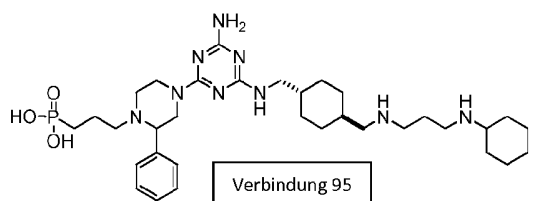
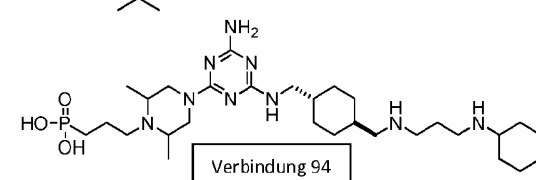
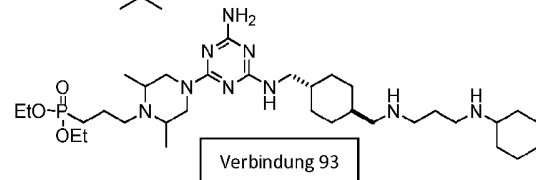
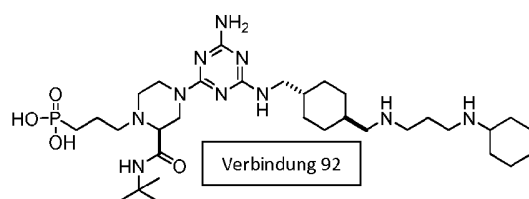
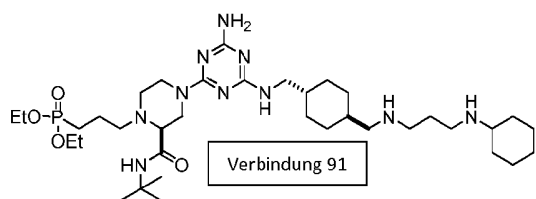
40

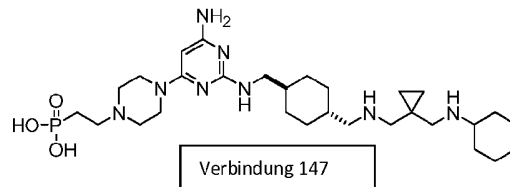
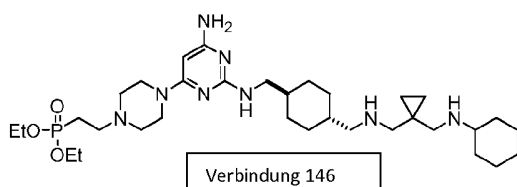
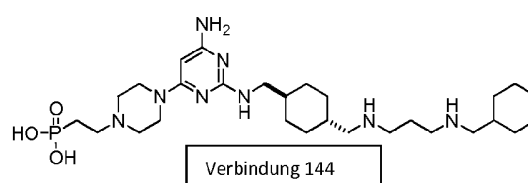
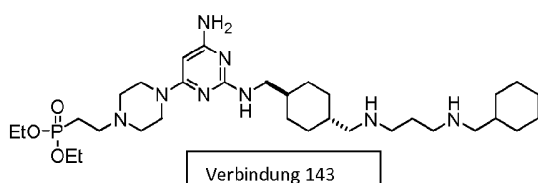


45

50

55

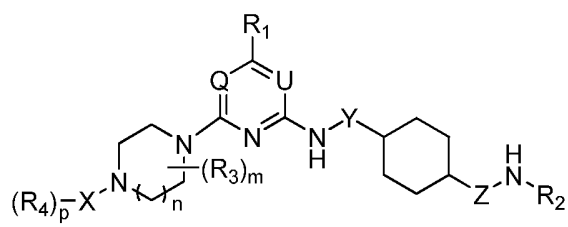




- 25
9. Die Verbindung wie in einem der Ansprüche 1 bis 8 definiert, zur Verwendung bei der Behandlung eines medizinischen Zustands, der mit CXCR4 in Verbindung steht, wobei der Zustand eine Entzündungs- oder Immunerkrankung, eine Entwicklungs- oder degenerative Erkrankung oder Gewebeverletzung ist, vorzugsweise ausgewählt aus der Gruppe bestehend aus Diabetes Mellitus Typ 1, Hirnverletzung, Nervenverletzung, Herzverletzung, Leberschaden, Skelettmuskelverletzung, Nierenschaden, Verletzung der Bauchspeicheldrüse, Lungenverletzung, Hautverletzung, Extremitätenischämie, stille Ischämie, Herzischämie oder Verletzung des Magendarmtraktes, wobei die Verbindung vorzugsweise in Kombination mit einem G-CSF Wachstumsfaktor verabreicht wird.
- 30
10. Die Verbindung zur Verwendung bei der Behandlung eines medizinischen Zustands, der mit CXCR4 in Verbindung steht, gemäß Anspruch 9, wobei der medizinische Zustand diabetische Retinopathie, proliferative Retinopathie, altersbedingte Makuladegeneration, Makulaödem, korneale Neovaskularisation oder Neovaskularisation der Iris ist.
- 35
11. Die Verbindung zur Verwendung bei der Behandlung eines medizinischen Zustands, der mit CXCR4 in Verbindung steht, gemäß Anspruch 10, wobei die Verbindung in einer Zusammensetzung formuliert ist wie Augentropfen, Salbe, injizierbares Fluid, Mikropartikel oder in einer Form mit verzögerter Freisetzung.
- 40
12. Die Verbindung wie in den Ansprüchen 1 bis 8 definiert, für die Verwendung bei der Behandlung von Krebs, wobei die Verbindung in Kombination mit einer wirksamen Menge eines chemotherapeutischen Wirkstoffes verabreicht wird.

Revendications

- 45
1. Composé de formule suivante :



dans lequel

chaque Q et U est CH ou N, à condition qu'au moins un des Q et U soit N ;
chaque X, Y, et Z, est indépendamment alkylène en C₁₋₅ ou est supprimé;

m est 0, 1, 2, 3, 4, ou 5;

n est 0, 1 ou 2;

p est 1 ou 2;

R₁ est H, alkyle en C₁-C₁₀, cycloalkyle en C₃-C₂₀, hétérocycloalkyle en C₁-C₂₀, aryle, hétéroaryle, halogéno, CN, OR_a, COOR_a, OC(O)R_a, C(O)R_a, C(O)NR_aR_b, ou NR_aR_b;

R₂ est alkyle en C₁-C₁₀, cycloalkyle en C₃-C₂₀, hétérocycloalkyle en C₁-C₂₀, aryle, hétéroaryle, ou alkyle en C₁-C₁₀, de façon optionnelle substitué avec alkyle en C₁-C₁₀, cycloalkyle en C₃-C₂₀, hétérocycloalkyle en C₁-C₂₀, ou N(R_cR_d);

R₃ est indépendamment alkyle en C₁-C₁₀, cycloalkyle en C₃-C₂₀, hétérocycloalkyle en C₁-C₂₀, aryle, hétéroaryle, halogéno, CN, OR_e, COOR_e, OC(O)R_e, C(O)R_e, C(O)NR_eR_f, ou NR_eR_f; ou R₃ est alkylène en C₁₋₅ lié à deux atomes de carbone du cycle auquel il est attaché ou alkylène en C₂₋₈ lié à un atome de carbone du cycle auquel il est attaché; et

R₄ est P(=O)(OR_g)(OR_i), P(=O)(NHR_g)(OR_i), P(=O)(NR_g)(NR_i);

dans lequel chaque R_a, R_b, R_c, R_d, R_e, R_f, R_g et R_i, est indépendamment H, alkyle en C₁-C₁₀, cycloalkyle en C₃-C₂₀, hétérocycloalkyle en C₁-C₂₀, aryle, hétéroaryle, ou -C(O)R, R étant H, alkyle en C₁-C₁₀, cycloalkyle en C₃-C₂₀, hétérocycloalkyle en C₁-C₂₀, aryle, ou hétéroaryle; ou R_a et R_b sont liés et forment ensemble un alkylène en C₂₋₈, R_c et R_d sont liés et forment ensemble un alkylène en C₂₋₈, R_e et R_f sont liés et forment ensemble un alkylène en C₂₋₈, ou R_g et R_i sont liés et forment ensemble un alkylène en C₁₋₅.

2. Composé selon la revendication 1, dans lequel Q est CH ou N et U est N.

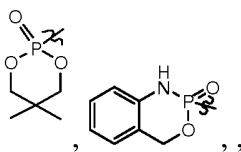
3. Composé selon la revendication 1, dans lequel X est -CH₂-, -CH₂CH₂- ou -CH₂CH₂CH₂- et p est 1.

4. Composé selon la revendication 1, dans lequel Y est -CH₂ ou est supprimé et Z est -CH₂-.

5. Composé selon la revendication 1, dans lequel R₂ est alkyle en C₁₋₅ substitué avec N(R_cR_d), de préférence -CH₂CH₂CH₂-N(R_cR_d), dans lequel R_c est H et R_d est alkyle en C₁-C₁₀, cycloalkyle en C₃-C₂₀, hétérocycloalkyle en C₁-C₂₀, aryle, ou hétéroaryle, ou R_c et R_d sont liés et forment ensemble un alkylène en C₄₋₆.

6. Composé selon la revendication 1, dans lequel m est 0, 1, ou 2; n est 1 ou 2; R₁ est NH₂; et R₃ est alkyle en C₁-C₃, cycloalkyle en C₃-C₈, hétérocycloalkyle en C₁-C₈, aryle, hétéroaryle, halogéno, CN, OR_e, ou C(O)NR_eR_f; ou R₃ est alkylène en C₁₋₂ lié à deux atomes de carbone du cycle auquel il est attaché ou alkylène en C₂₋₅ lié à un atome de carbone du cycle auquel il est attaché.

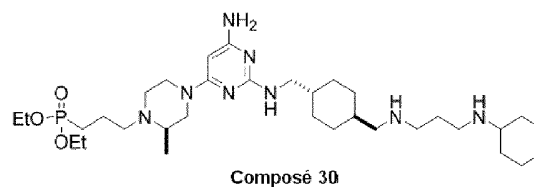
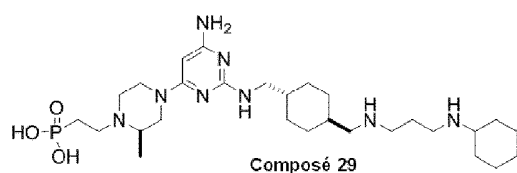
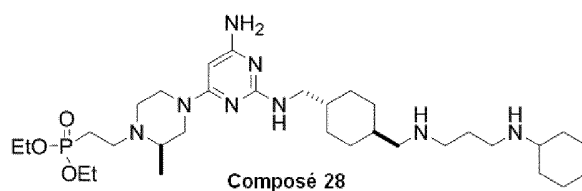
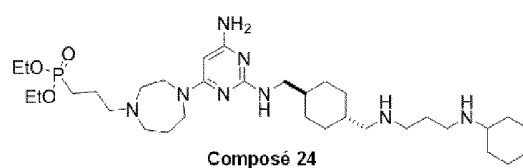
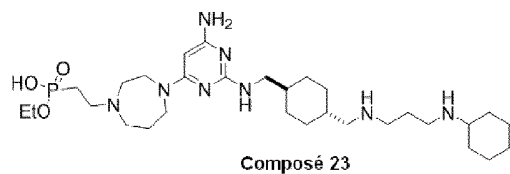
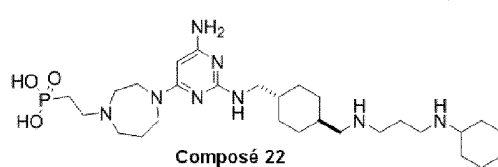
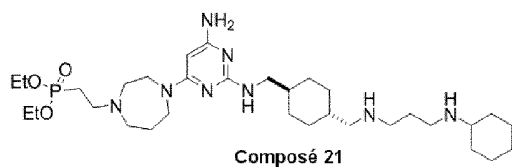
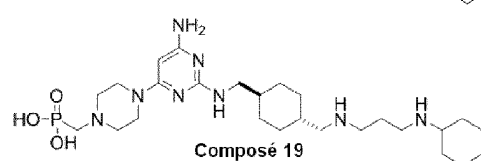
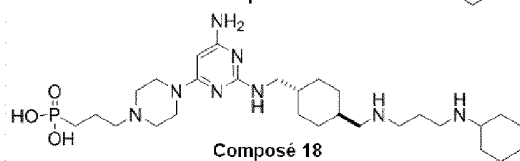
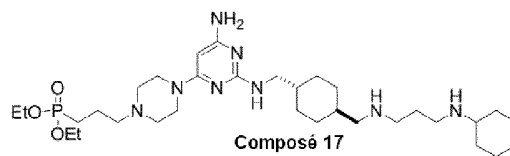
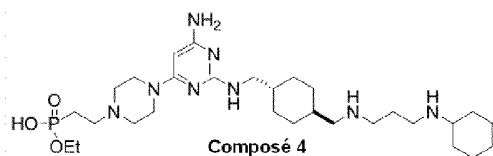
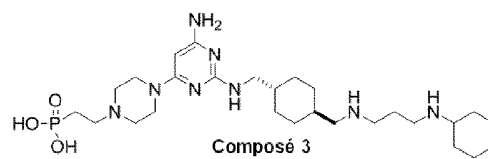
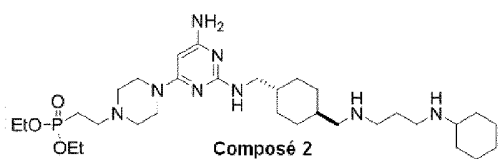
7. Composé selon la revendication 1, dans lequel R₄ est P(=O)(OH)₂, P(=O)(OH)(OCH₂CH₃), P(=O)(OCH₂CH₃)₂,

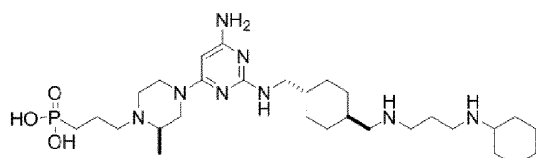


et

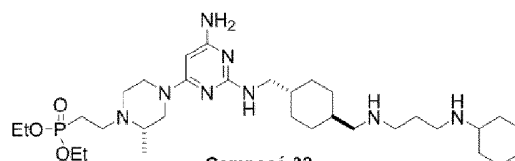
dans lequel m est de préférence 0, 1, ou 2; n est 1; p est 1; X est -CH₂CH₂- ou -CH₂CH₂CH₂-; Y est -CH₂ ou est supprimé et Z est -CH₂-; R₁ est NH₂; R₂ est alkyle en C₁₋₅ substitué N(R_cR_d); et R₃ est alkyle en C₁-C₃, cycloalkyle en C₃-C₈, hétérocycloalkyle en C₁-C₈, aryle, hétéroaryle, halogéno, CN, OR_e, ou C(O)NR_eR_f; ou alkylène en C₁₋₂ lié à deux atomes de carbone du cycle auquel il est attaché ou alkylène en C₂₋₅ lié à un atome de carbone du cycle auquel il est attaché.

8. Composé selon la revendication 1, dans lequel le composé est choisi parmi les groupes constitués des composés suivants

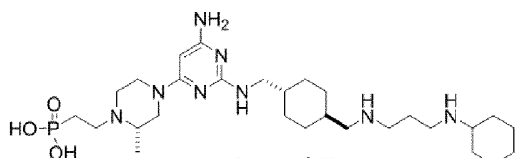




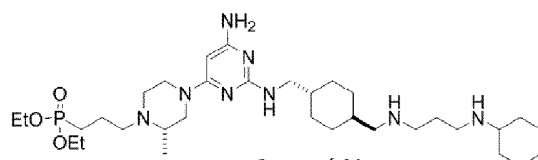
Composé 31



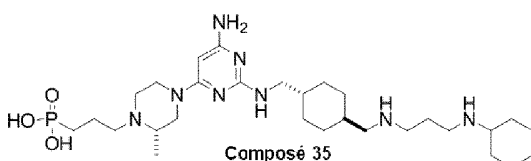
Composé 32



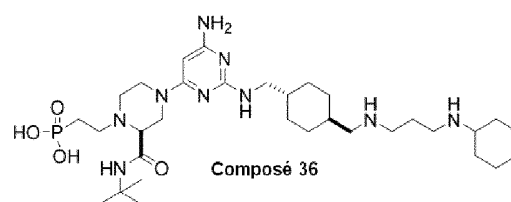
Composé 33



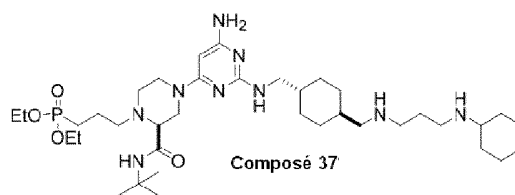
Composé 34



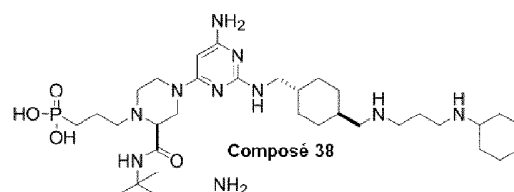
Composé 35



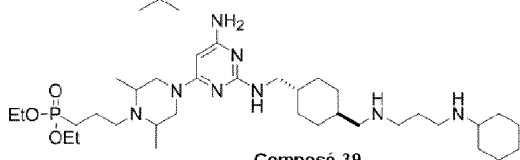
Composé 36



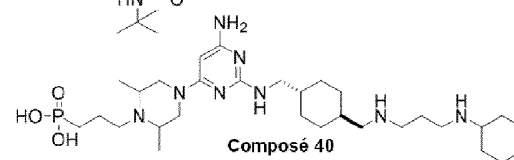
Composé 37



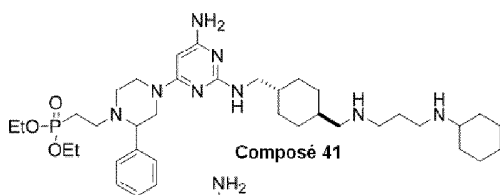
Composé 38



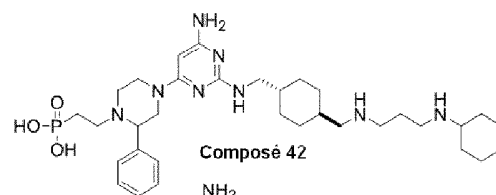
Composé 39



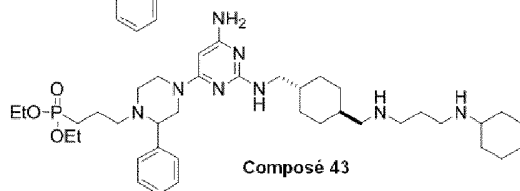
Composé 40



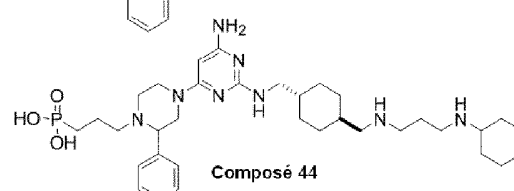
Composé 41



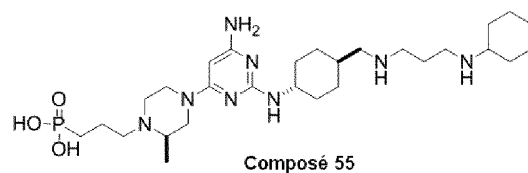
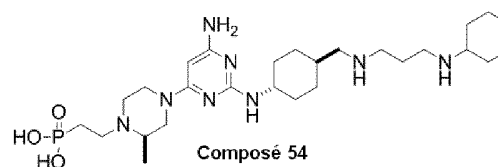
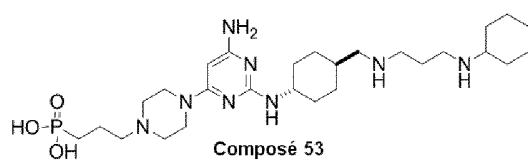
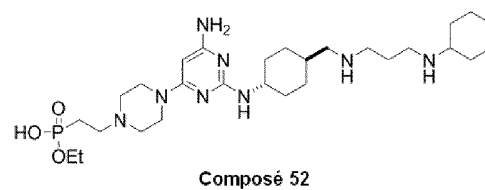
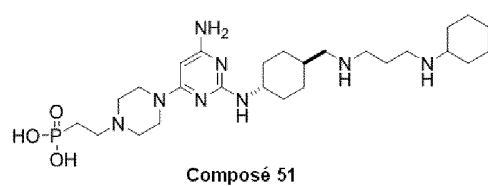
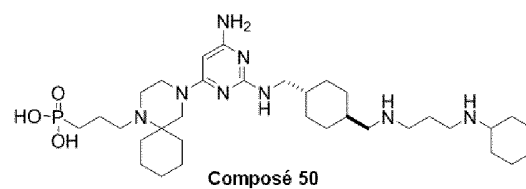
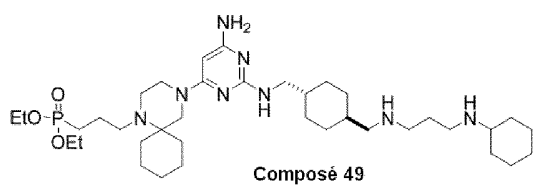
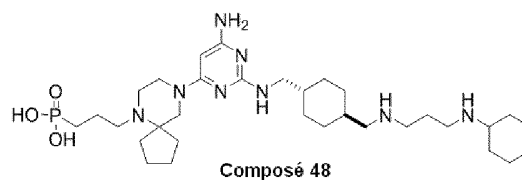
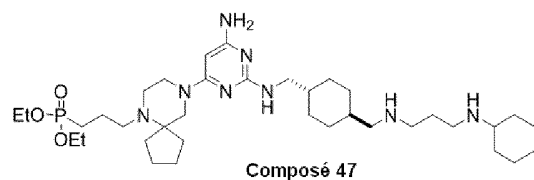
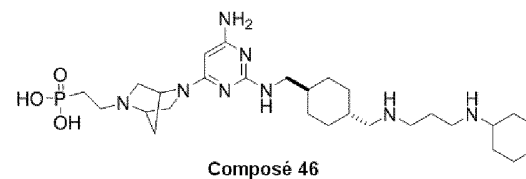
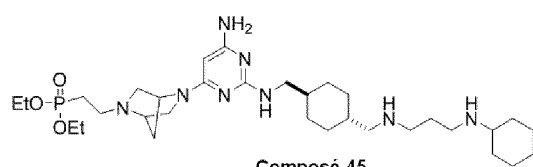
Composé 42

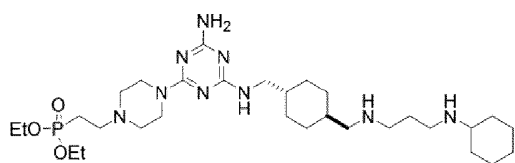


Composé 43

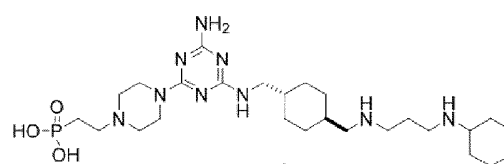


Composé 44

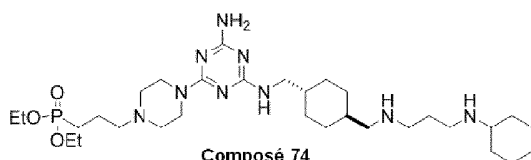




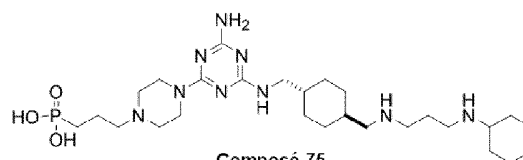
Composé 62



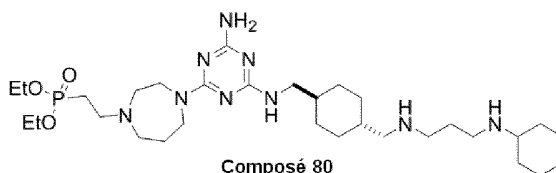
Composé 63



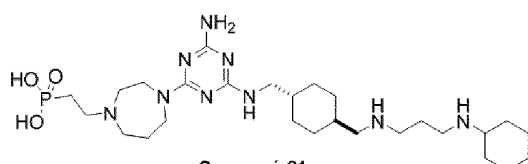
Composé 74



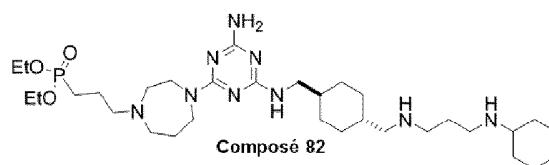
Composé 75



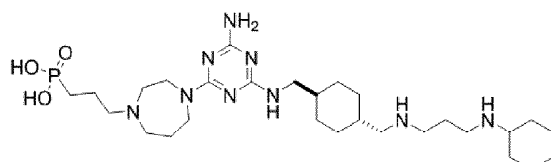
Composé 80



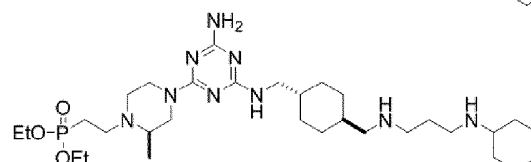
Composé 81



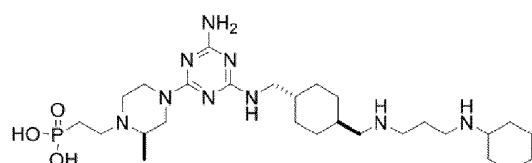
Composé 82



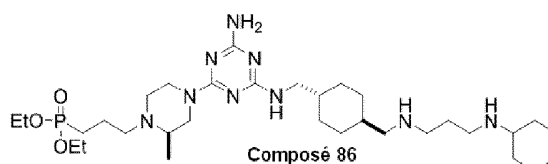
Composé 83



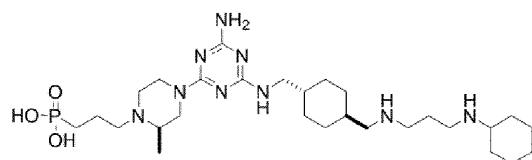
Composé 84



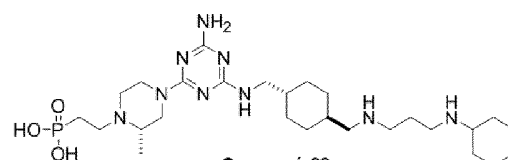
Composé 85



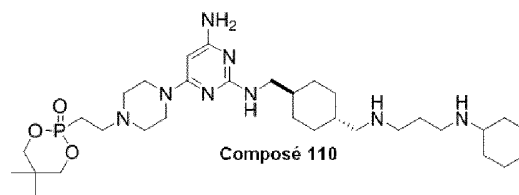
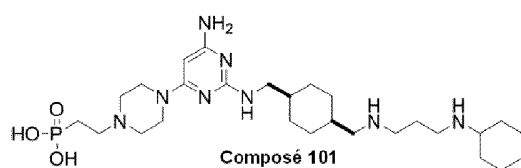
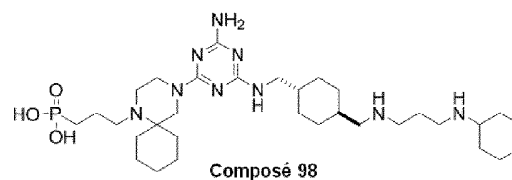
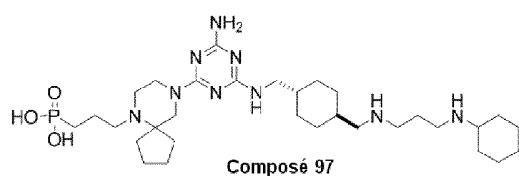
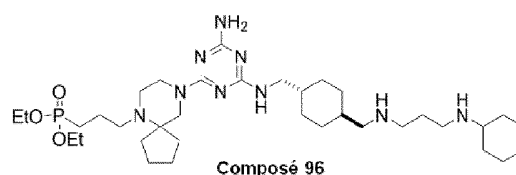
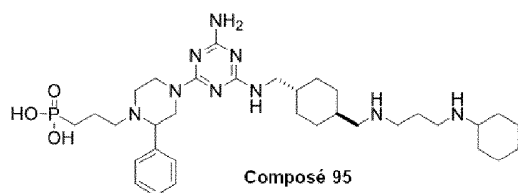
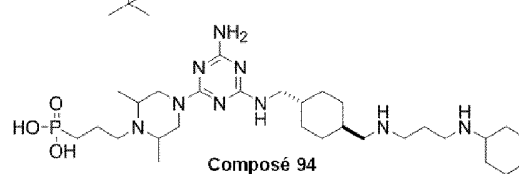
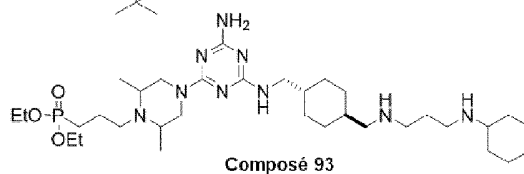
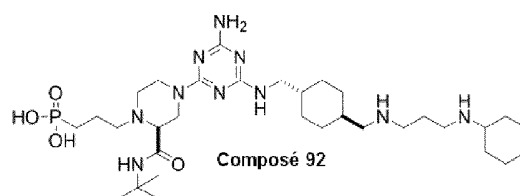
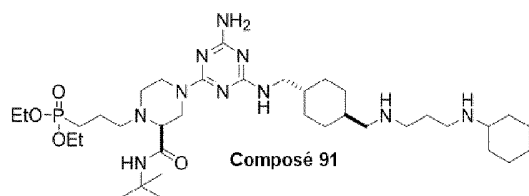
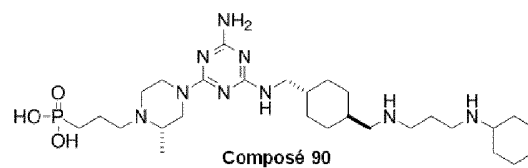
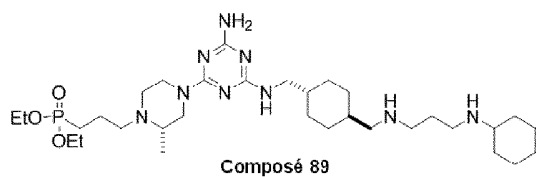
Composé 86

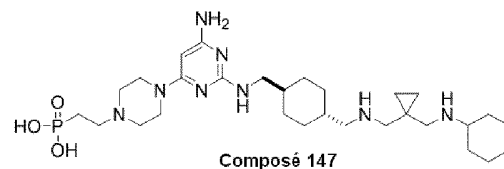
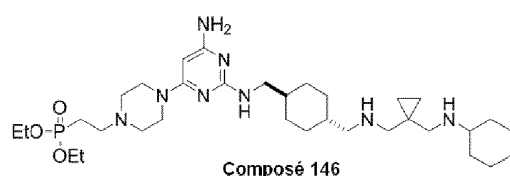
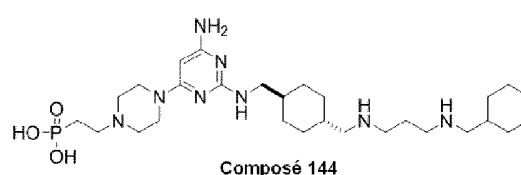
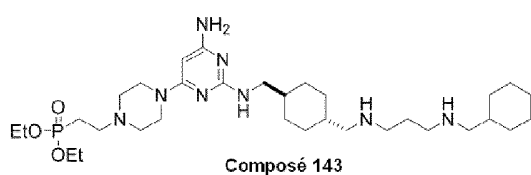
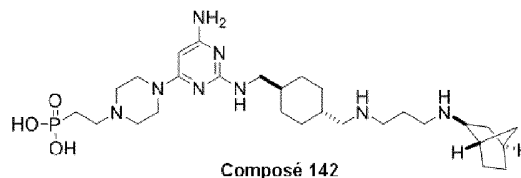
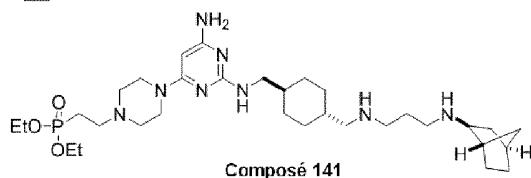
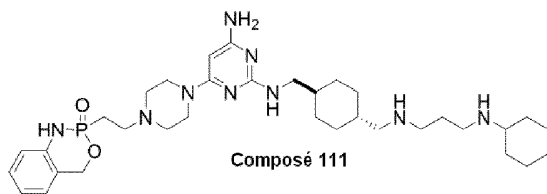


Composé 87



Composé 88





- 40
9. Composé tel que défini dans l'une quelconque des revendications 1 à 8, pour son utilisation dans le traitement d'une pathologie en lien avec CXCR4, dans lequel la pathologie est une maladie inflammatoire ou immunitaire, une maladie du développement ou une maladie dégénérative, ou une lésion tissulaire, de préférence choisie parmi le groupe constitué du diabète de Type I, lésion cérébrale, lésion nerveuse, lésion cardiaque, dommage hépatique, lésion des muscles squelettiques, dommage rénal, lésion pancréatique, lésion pulmonaire, lésion cutanée, ischémie des membres inférieurs, ischémie silencieuse, ischémie cardiaque, ou lésion du tractus gastro-intestinal, dans lequel le composé est de préférence administré en association avec un facteur de croissance G-CSF.
- 45
10. Composé pour son utilisation dans le traitement d'une pathologie en lien avec CXCR4 selon la revendication 9, dans lequel la pathologie est une rétinopathie diabétique, une rétinopathie proliférante, une dégénérescence maculaire liée à l'âge, un oedème maculaire, une néovascularisation de la cornée, ou une néovascularisation de l'iris.
- 50
11. Composé pour son utilisation dans le traitement d'une pathologie en lien avec CXCR4 selon la revendication 10, dans lequel le composé est dans une composition formulée sous forme de collyre, pommade, fluide injectable, microparticules, ou forme à libération prolongée.
- 55
12. Composé tel que défini dans les revendications 1 à 8, pour son utilisation dans le traitement du cancer, dans lequel le composé est à administrer en association avec une quantité efficace d'un agent chimiothérapeutique.

REFERENCES CITED IN THE DESCRIPTION

This list of references cited by the applicant is for the reader's convenience only. It does not form part of the European patent document. Even though great care has been taken in compiling the references, errors or omissions cannot be excluded and the EPO disclaims all liability in this regard.

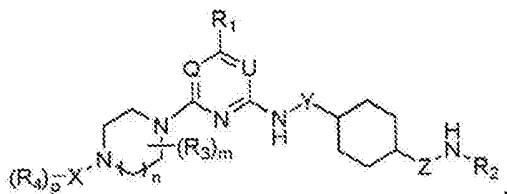
Patent documents cited in the description

- US 2006293324 A [0003]
- US 2006281712 A [0003]

Non-patent literature cited in the description

- MACKAY C.R. *Nat. Immunol.*, 2001, vol. 2, 95 [0001]
- OLSON et al. *Am. J. Physiol. Regul. Integr. Comp. Physiol.*, 2002, vol. 283, R7 [0001]
- AJUEBOR et al. *Biochem. Pharmacol.*, 2002, vol. 63, 1191 [0001]
- ONUFFER et al. *Trends Pharmacol Sci.*, 2002, vol. 23, 459 [0001]
- NISHIKAWA et al. *Eur. J. Immunol.*, 1988, vol. 18, 1767 [0002]
- BLEUL et al. *J. Exp. Med.*, 1996, vol. 184, 1101 [0002]
- GAZZIT et al. *Stem Cells*, 2004, vol. 22, 65-73 [0002]
- NAGASAWA et al. *Nature*, 1996, vol. 382, 635 [0002]
- MA et al. *Proc. Natl. Acad. Sci.*, 1998, vol. 95, 9448 [0002]
- ZOU et al. *Nature*, 1998, vol. 393, 595 [0002]
- LU et al. *Proc. Natl. Acad. Sci.*, 2002, vol. 99, 7090 [0002]
- BLEUL et al. *Nature*, 1996, vol. 382, 829 [0002]
- BUCKLEY et al. *J. Immunol.*, 2000, vol. 165, 3423 [0002]
- LIESVELD et al. *Leukemia Research*, 2007, vol. 31, 1553 [0002]
- R. LAROCK. *Comprehensive Organic Transformations*. VCH Publishers, 1989 [0031]
- T.W. GREENE ; P.G.M. WUTS. *Protective Groups in Organic Synthesis*. John Wiley and Sons, 1991 [0031]
- L. FIESER ; M. FIESER. *Fieser and Fieser's Reagents for Organic Synthesis*. John Wiley and Sons, 1994 [0031]
- *Encyclopedia of Reagents for Organic Synthesis*. John Wiley and Sons, 1995 [0031]
- PELTONEN et al. *Eur. J. Pharmacol.*, 1998, vol. 355, 275 [0289]

1. Alábbi képletű vegyület



ahol

Q és U mindegyikének jelentése CH csoport vagy N atom, azzal a megkötéssel, hogy Q és U legalább egyike N;

X, Y és Z mindegyikének jelentése egymástól függetlenül C₁₋₅ alkilénecsoporthoz vagy törölve van;

m jelentése 0, 1, 2, 3, 4 vagy 5;

n jelentése 0, 1 vagy 2;

p értéke 1 vagy 2;

R₁ jelentése H atom, C₁₋₁₀ alkil-, C₃₋₂₀ cikloalkil-, C₁₋₂₀ heterocikloalkil-, aril-, heteroaril-csoport, halogénatom, CN, OR_a, COOR_a, OC(O)R_a, C(O)R_a, C(O)NR_aR_b vagy NR_aR_b képletű csoport;

R₂ jelentése C₁₋₁₀ alkil-, C₃₋₂₀ cikloalkil-, C₁₋₂₀ heterocikloalkil-, aril-, heteroaril- vagy C₁₋₁₀ alkilcsoport, amely adott esetben szubsztituálva van C₁₋₁₀ alkil-, C₃₋₂₀ cikloalkil-, C₁₋₂₀ heterocikloalkil-csoporttal vagy N(R_cR_d) képletű csoporttal;

R₃ jelentései egymástól függetlenül C₁₋₁₀ alkil-, C₃₋₂₀ cikloalkil-, C₁₋₂₀ heterocikloalkil-, aril-, heteroaril-csoport, halogénatom, CN, OR_e, COOR_e, OC(O)R_e, C(O)R_e, C(O)NR_eR_f vagy NR_eR_f képletű csoport; vagy R₃ jelentése C₁₋₅ alkilénecsoporthoz, amely az öt hordozó gyűrű két szénatomjához kapcsolódik, vagy C₂₋₈ alkilénecsoporthoz, amely az öt hordozó gyűrű egy szénatomjához kapcsolódik; és

R₄ jelentése P(=O)(OR_g)(OR_h), P(=O)(NHR_g)(OR_h), P(=O)(NR_g)(NR_h) képletű csoport;

ahol R_a, R_b, R_c, R_d, R_e, R_f, R_g és R_h mindegyikének jelentése egymástól függetlenül H atom, C₁₋₁₀ alkil-, C₃₋₂₀ cikloalkil-, C₁₋₂₀ heterocikloalkil-, aril-, heteroarilcsoport vagy -C(O)R képletű csoport, ahol R jelentése H atom, C₁₋₁₀ alkil-, C₃₋₂₀ cikloalkil-, C₁₋₂₀ heterocikloalkil-, aril- vagy heteroaril-csoport; vagy R_a és R_b egymáshoz kapcsolódnak és együtt C₂₋₈ alkilénecsoporthoz képeznek, R_c és R_d egymáshoz kapcsolódnak és együtt C₂₋₈ alkilénecsoporthoz képeznek, R_e és R_f egymáshoz kapcsolódnak és együtt C₂₋₈ alkilénecsoporthoz képeznek, vagy R_g és R_h egymáshoz kapcsolódnak és együtt C₁₋₅ alkilénecsoporthoz képeznek.

2. Az 1. igénypont szerinti vegyület, ahol Q jelentése CH csoport vagy N atom és U jelentése N atom.

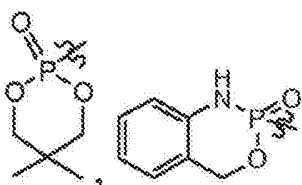
3. Az 1. igénypont szerinti vegyület, ahol X jelentése $-\text{CH}_2-$, $-\text{CH}_2\text{CH}_2-$ vagy $-\text{CH}_2\text{CH}_2\text{CH}_2-$ képletű csoport és p értéke 1.

4. Az 1. igénypont szerinti vegyület, ahol Y jelentése $-\text{CH}_2-$ képletű csoport vagy törölve van és Z jelentése $-\text{CH}_2-$ képletű csoport.

5. Az 1. igénypont szerinti vegyület, ahol R_2 jelentése C_{1-4} alkilcsoport, amely $\text{N}(\text{R}_\text{c}\text{R}_\text{d})$ képletű csoporttal van szubsztituálva, előnyösen $-\text{CH}_2\text{CH}_2\text{CH}_2-\text{N}(\text{R}_\text{c}\text{R}_\text{d})$ képletű csoport, ahol R_c jelentése H atom és R_d jelentése C_1-C_{10} alkil-, C_3-C_{20} cikloalkil-, C_1-C_{20} heterocikloalkil-, aril- vagy heteroaril-csoport, vagy R_c és R_d egymáshoz kapcsolódnak és együtt C_{4-6} alkilcsoportot képeznek.

6. Az 1. igénypont szerinti vegyület, ahol m jelentése 0, 1 vagy 2; n értéke 1 vagy 2; R_1 jelentése NH_2 csoport; és R_3 jelentése C_1-C_3 alkil-, C_3-C_8 cikloalkil-, C_1-C_8 heterocikloalkil-, aril-, heteroaril-csoport, halogénatom, CN, OR, vagy $\text{C}(\text{O})\text{NR}_\text{e}\text{R}_\text{f}$ képletű csoport; vagy R_3 jelentése $\text{C}_{1,2}$ alkilcsoport, amely az öt hordozó gyűrű két szénatomjához kapcsolódik vagy $\text{C}_{2,5}$ alkilcsoport, amely az öt hordozó gyűrű egy szénatomjához kapcsolódik.

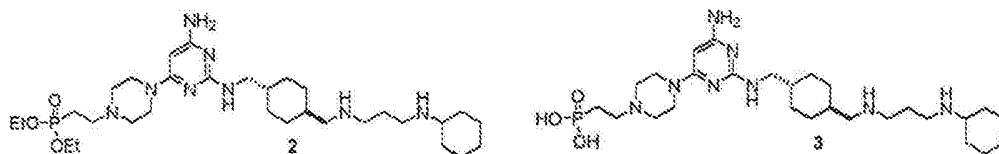
7. Az 1. igénypont szerinti vegyület, ahol R_4 jelentése $\text{P}(=\text{O})(\text{OH})_2$, $\text{P}(=\text{O})(\text{OH})(\text{OCH}_2\text{CH}_3)$, $\text{P}(=\text{O})(\text{OCH}_2\text{CH}_3)_2$,

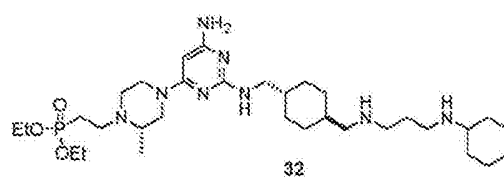
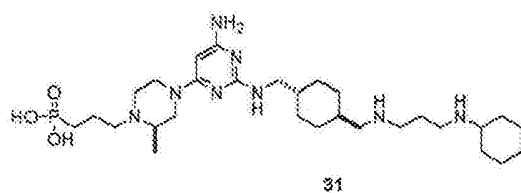
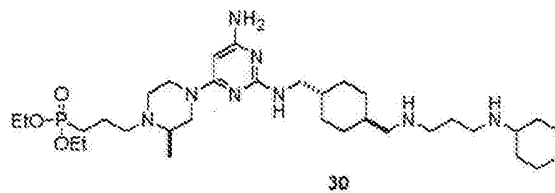
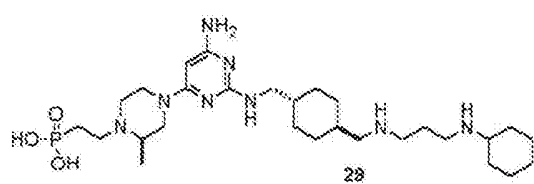
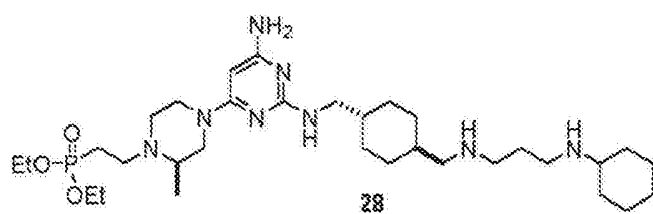
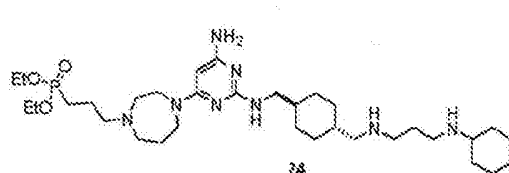
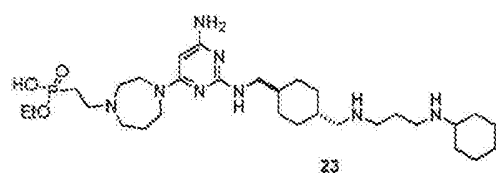
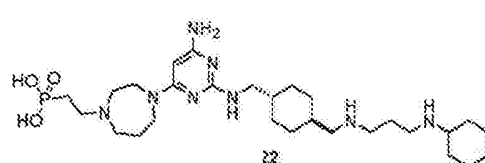
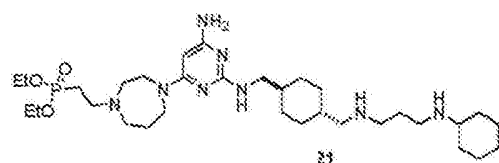
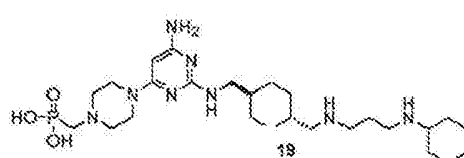
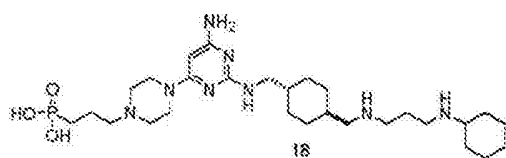
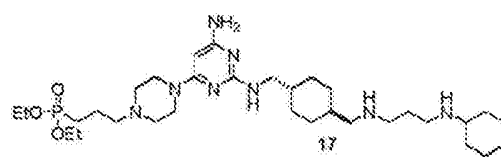
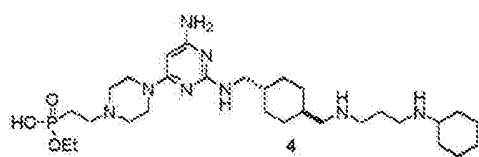


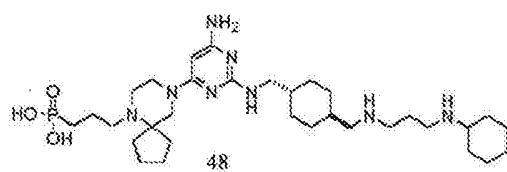
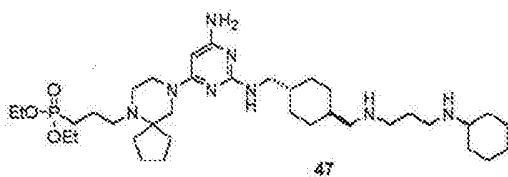
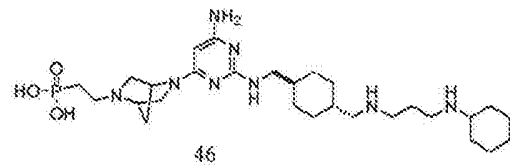
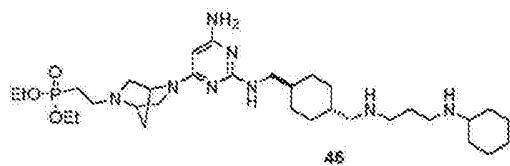
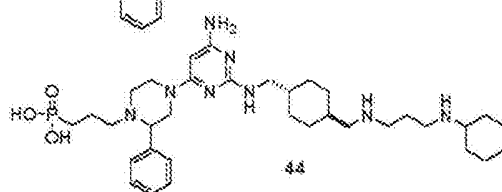
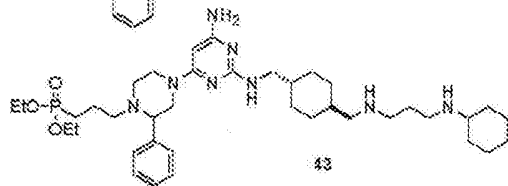
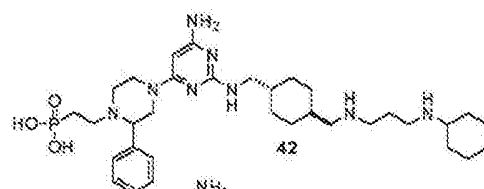
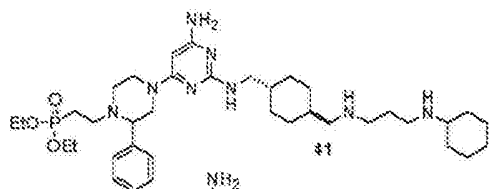
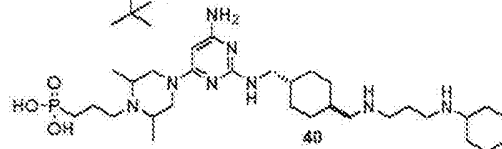
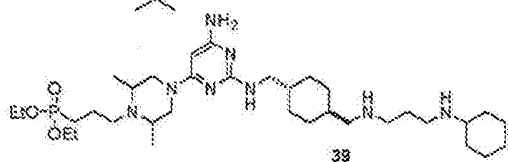
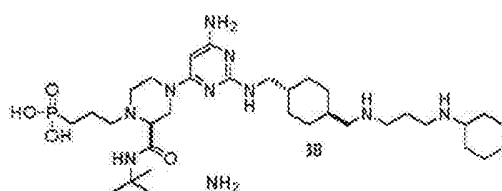
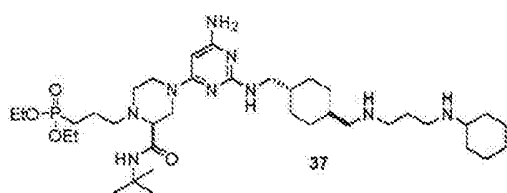
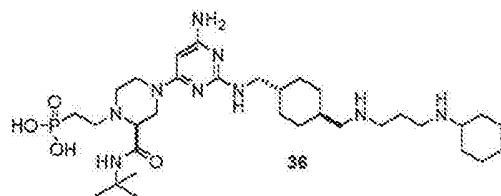
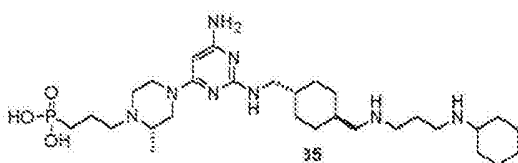
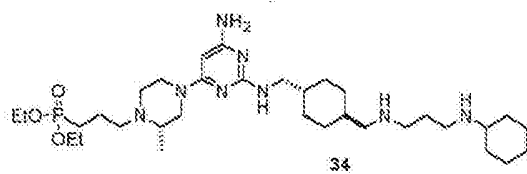
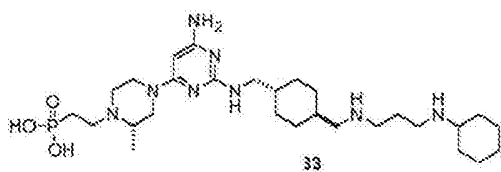
és

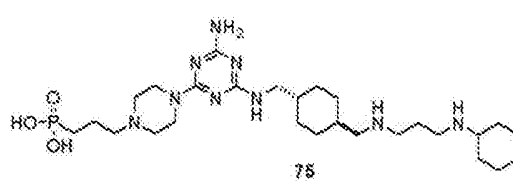
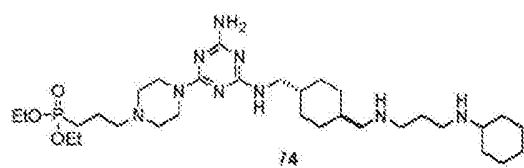
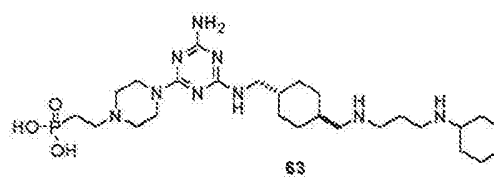
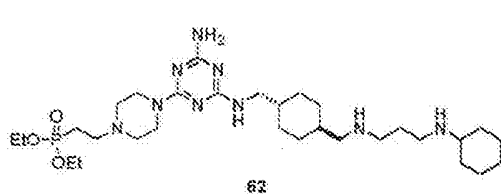
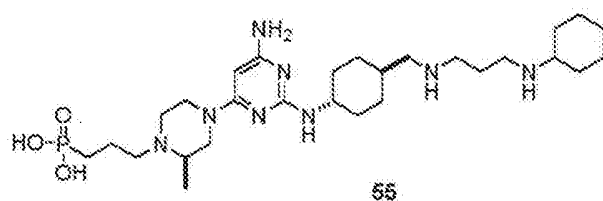
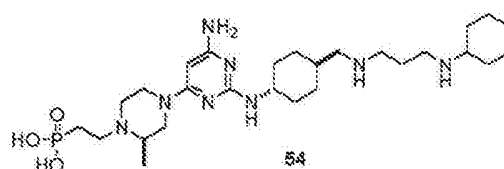
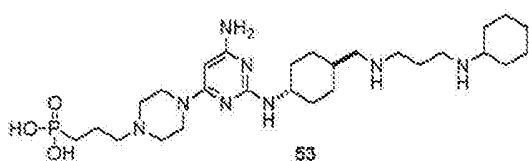
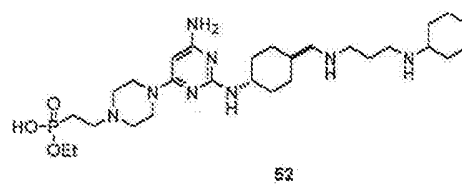
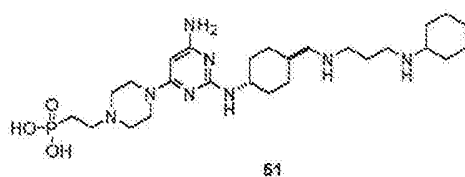
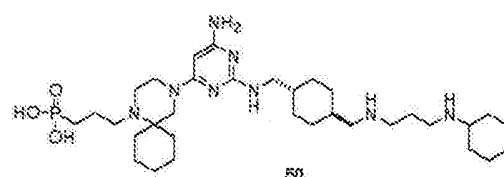
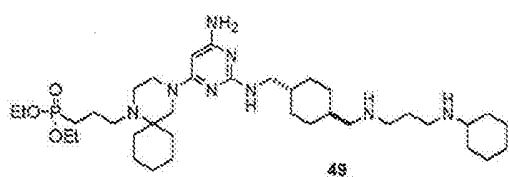
ahol előnyösen m értéke 0, 1 vagy 2; n értéke 1; p értéke 1; X jelentése $-\text{CH}_2\text{CH}_2-$ vagy $-\text{CH}_2\text{CH}_2\text{CH}_2-$ képletű csoport; Y jelentése $-\text{CH}_2$ képletű csoport vagy törölve van, és Z jelentése $-\text{CH}_2-$ képletű csoport; R_1 jelentése NH_2 képletű csoport; R_2 jelentése C_{1-5} alkilcsoport, amely $\text{N}(\text{R}_\text{c}\text{R}_\text{d})$ képletű csoporttal van szubsztituálva; és R_3 jelentése C_1-C_3 alkil-, C_3-C_8 cikloalkil-, C_1-C_8 heterocikloalkil-, aril-, heteroaril-csoport, halogénatom, CN, OR, vagy $\text{C}(\text{O})\text{NR}_\text{e}\text{R}_\text{f}$ képletű csoport; vagy $\text{C}_{1,2}$ alkilcsoport, amely az öt hordozó gyűrű két szénatomjához kapcsolódik, vagy $\text{C}_{2,5}$ alkilcsoport, amely az öt hordozó gyűrű egy szénatomjához kapcsolódik.

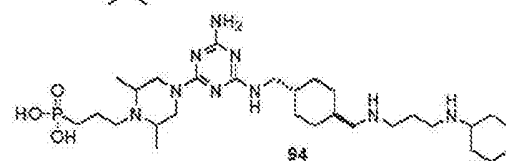
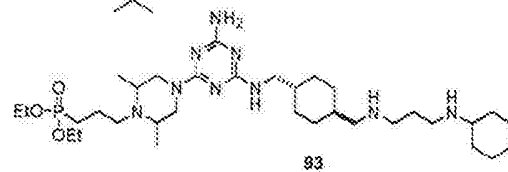
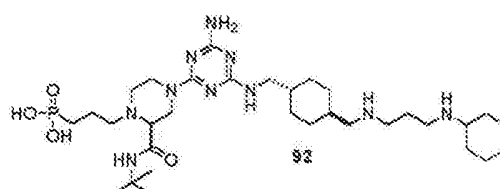
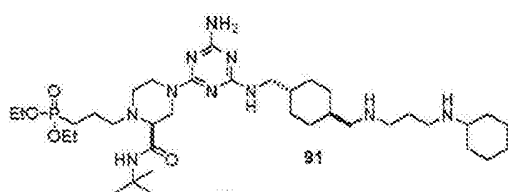
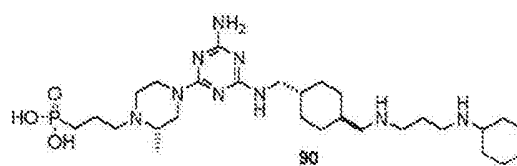
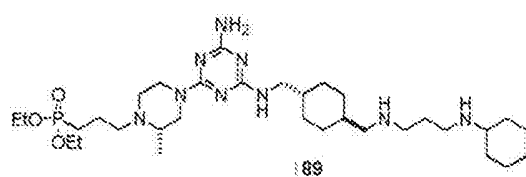
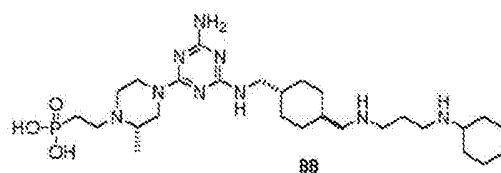
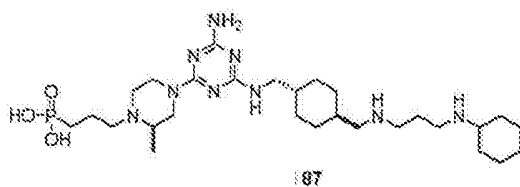
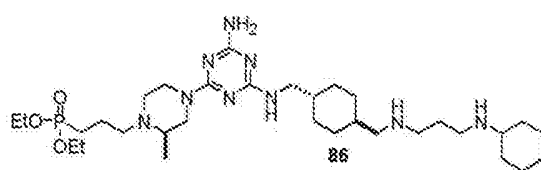
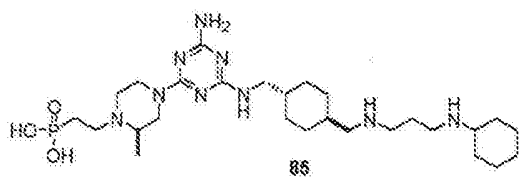
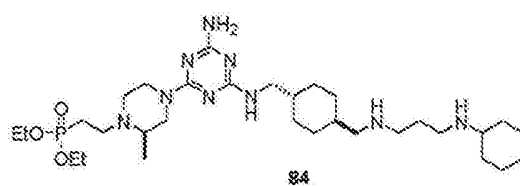
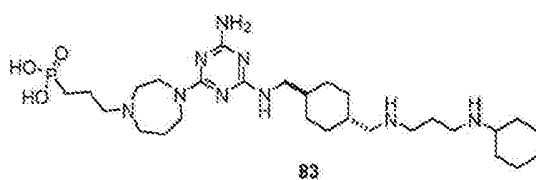
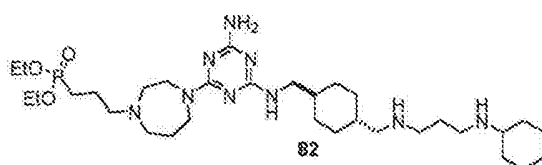
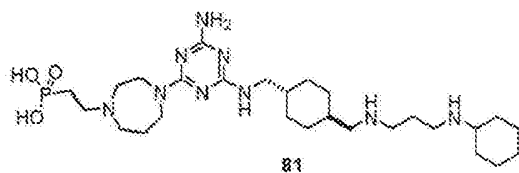
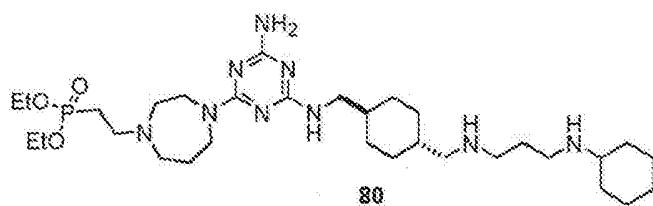
8. Az 1. igénypont szerinti vegyület, amely vegyület a következő vegyületeket tartalmazó csoportból van kiválasztva:

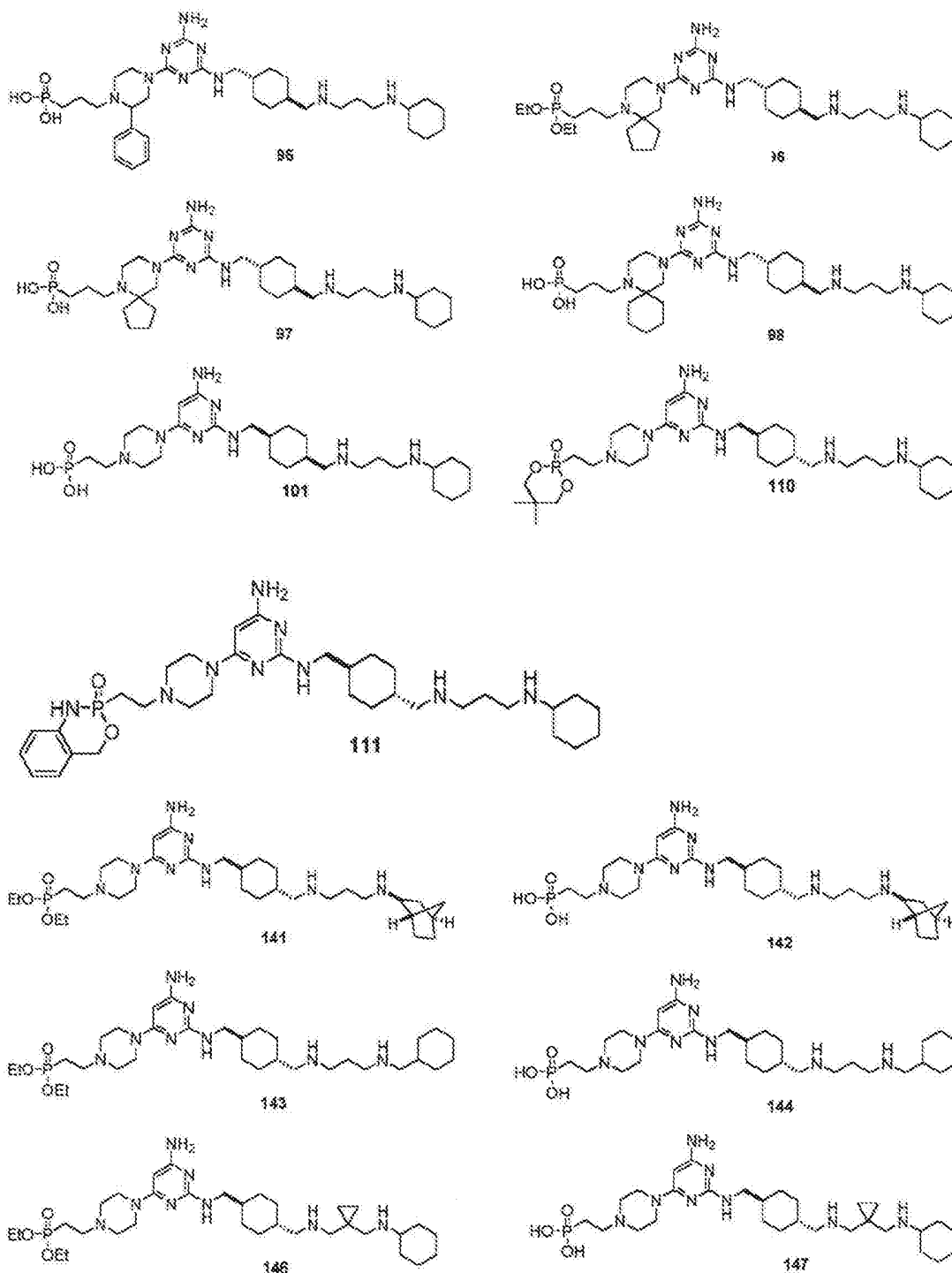












9. Az 1-8. igénypontok bármelyikében meghatározott vegyület CXCR4-gyel kapcsolatos orvosi kezelésre szoruló állapot kezelésében történő alkalmazásra, amely állapot gyulladásos vagy immunbetegség, fejlődésbeli vagy degeneratív betegség vagy szövetkárosodás, előnyösen I típusú diabetes mellitus, agyi károsodás, idegkárosodás, szívkárosodás, májkárosodás, vázizom károsodás, vesekárosodás, hasnyálmirigy károsodás, tüdőkárosodás, bőrkárosodás, végtag ischémia, látens ischémia, szív ischémia vagy gyomor-bélrendszeri káro-

sodás csoportjából van kiválasztva, amely vegyület előnyösen egy G-CSF növekedési faktoral kombinációban van beadva.

10. Vegyület CXCR4-gyel kapcsolatos gyógyászati állapot kezelésében történő alkalmazásra a 9. igénypont szerint, ahol orvosi kezelésre szoruló állapot diabetikus retinopátia, proliferatív retinopátia, életkorral járó makula degeneráció, makula ödéma, szaruhártya neovaszkuarizáció vagy írisz neovaszkuarizáció.

11. Vegyület CXCR4-gyel kapcsolatos orvosi kezelésre szoruló állapot kezelésében történő alkalmazásra a 10. igénypont szerint, ahol a vegyület szemcseppként, kenőcsként, injektálható folyadékként, mikrorészecskéként vagy nyújtott felszabadulású formaként kiserelt készítményben van.

12. Az 1-8. igénypontokban meghatározott vegyületi rák kezelésében történő alkalmazásra, amely vegyület egy kemoterápiás szer hatásos mennyiségével kombinációban van beadva.