

(1.)

WILLIAM GEE.

Nozzles for Soda Fountains.

No. 122,718.

Patented Jan. 16, 1872.

Fig. 1

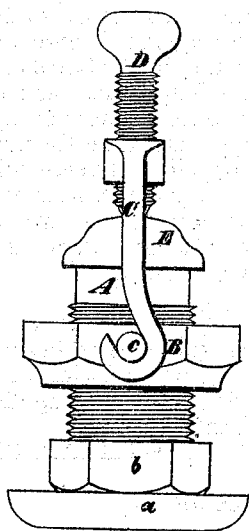


Fig. 2

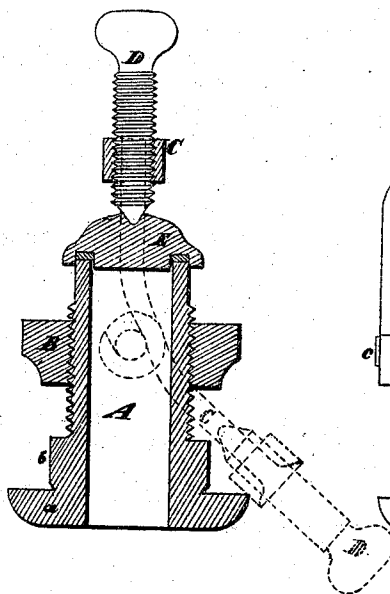
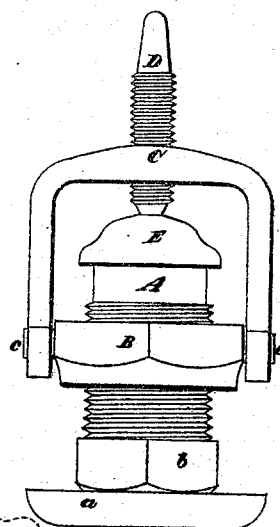


Fig. 3



Witnesses:
W. H. Smith
Henry T. Brown

William Gee

UNITED STATES PATENT OFFICE.

WILLIAM GEE, OF NEW YORK, N. Y.

IMPROVEMENT IN NOZZLES FOR SODA-FOUNTAINS.

Specification forming part of Letters Patent No. 122,718, dated January 16, 1872.

Specification describing a new and useful Improvement in Fastenings for the Caps of Screw-Nozzles of Soda-Water and other Apparatus, invented by WILLIAM GEE, of the city, county, and State of New York.

The invention consists in the combination of a cap, a bail, and a set-screw with trunnions provided on opposite sides of the external nut, by which the nozzle is secured in place.

In the accompanying drawing, Figure 1 is a side of a nozzle fitted with my improvement. Fig. 2 is a central section of the same; and Fig. 3 is a side view at right angles to Fig. 1.

Similar letters of reference indicate corresponding parts in all the figures.

A is the nozzle, which is provided at its inner end with the ordinary flange *a* and polygonal boss *b*, which fit the inside of the vessel or apparatus to which it is secured. It is externally screw-threaded from the boss *b* nearly to the other end. The nut B, which fits to the outer side of the vessel or apparatus and clamps the nozzle in place, is provided on opposite sides with trunnions *c c*. C is the bail, having hooks at its ends to fit the trunnions *c c* and a tapped hole in its middle portion for the reception of a thumb-screw, D, by which the cap E is secured in place. The cap E has

an annular groove, *e*, in its inner face, which is fitted with a rubber ring or gasket, and fits the mouth of the nozzle A. In its top there is a central cavity or recess for the reception of the end of the screw D. To remove the cap for the purpose of opening the nozzle the screw D is unscrewed sufficiently to remove its point from the cavity in the cap and allow the bail to be swung back so as to free the cap. To apply the cap again it is simply placed on the mouth of the nozzle, the bail swung up, and the screw screwed up to impinge on the cap and secure it in place. This operation can be performed much quicker than the unscrewing and screwing on again of the screw-threaded caps ordinarily used on such nozzles.

The cost of manufacturing this cap and fastening is less than that of manufacturing and fitting the ordinary screw-cap.

Claim.

The nut B, having trunnions *c c*, in combination with the nozzle A, provided with the flange *a*, bail C, screw D, and cap E, for application substantially as described.

Witnesses:

WILLIAM GEE.

C. F. SMITH,

HENRY T. BROWN.

(1)