(No Model.)

J. C. MILLIGAN & J. CHAUMONT.

ENAMELED IRON WASH BASIN.

No. 285,645. Patented Sept. 25, 1883.

Fig. 2.

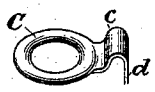

Fig. 1.

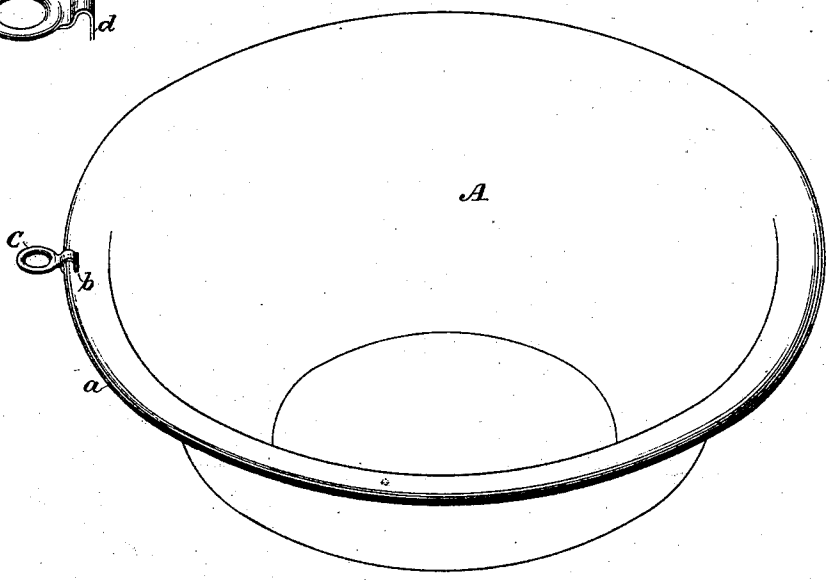

Fig. 3.

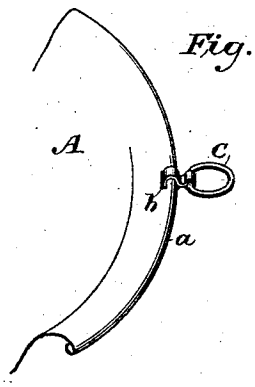

Fig. 4.

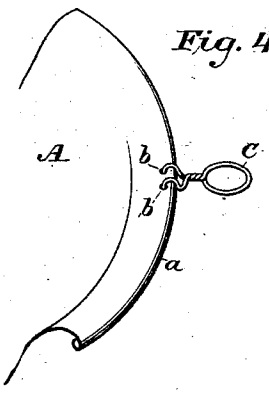

WITNESSES

Wm A. Skinkle

Carrie E. Ashley

INVENTORS

John C. Milligan.

Jules Chaumont,

By their Attorneys

Pope Edgecomb & Butler

N. PETERS, Photo-Lithographer, Washington, D. C.

UNITED STATES PATENT OFFICE.

JOHN C. MILLIGAN, OF BROOKLYN, AND JULES CHAUMONT, OF WOODHAVEN, ASSIGNORS TO THE LALANCE AND GROSJEAN MANUFACTURING COMPANY, OF NEW YORK, N. Y.

ENAMELED IRON WASH-BASIN.

SPECIFICATION forming part of Letters Patent No. 285,645, dated September 25, 1883.

Application filed May 29, 1883. (No model.)

To all whom it may concern:

Be it known that we, JOHN C. MILLIGAN and JULES CHAUMONT, citizens of the United States, and residents, respectively, of Brooklyn, in the county of Kings, and of Woodhaven, in the county of Queens, both in the State of New York, have invented certain new and useful Improvements in Enameled Iron Wash-Basins, of which the following is a specification.

In the manufacture of enameled wash-basins no means, so far as our knowledge extends, have been devised for successfully hinging or loosely attaching a ring to the edge of the basin for suspending the same when not in use. It has proved a great drawback to the general use of this article of manufacture, so excellent in every other respect, that no means have hitherto been devised whereby it can be hung up when not wanted for actual use. All devices for this purpose which have hitherto been applied have resulted in injury to the vessel. For example, a ring has been attached to the beaded edge of the basin, in which case it has been the practice to form the joint after the process of enameling the vessel, which causes the adjacent parts of the enamel coating to crack, so as to seriously lessen the commercial value of the article. The exposed edges of the joint thus formed readily permit the access of moisture, which soon causes the loosening and severing of the parts. A lip having a ring-like projection has been riveted to the edge of the basin before the application of the enamel coating; but in packing the vessels for shipment with the lip thus applied the enamel coating covering the joint which unites the lip with the body of the vessel is liable to be fractured, and in actual practice this method has resulted in a large portion of the goods being rendered commercially valueless.

Our invention consists in forming one or more apertures adjacent to each other near the edge of the basin before the enamel coating is applied, so that by the subsequent application of such coating the edges of such aperture or apertures will become completely covered or coated with the enameling glaze. By means of the aperture or apertures a detached ring or eye or other like device may be readily secured to the basin, whereby it may be suspended, without danger of the subsequent rusting or injury of the parts. The ring may be so formed that it may be shipped separately and be attached to the basin by the retailer or consumer, so that no loss need occur in the process of packing and shipping by reason of the fracturing of the enamel, or other injury to the parts.

In the accompanying drawings, which illustrate our invention, Figure 1 is a perspective view of an ordinary enameled wash-basin, to which our invention has been applied in the best form now known to us. Fig. 2 is a detail view of the suspending ring or eye before its attachment to the vessel, and Figs. 3 and 4 show other forms of ring which may be used in place of that shown in Fig. 2.

In the drawings, A represents the body of the vessel, which is provided with the usual beaded edge, *a*. An aperture, *b*, is punched or otherwise formed in the flange or rim of the basin, just within the beaded edge.

According to our invention, after the completion of the vessel and the formation of the aperture *b*, as described, the vessel is enameled in the usual manner, so that the enameling glaze or coating will adhere to and cover the edges of said aperture.

The ring which we prefer to employ for suspending the vessel, and which is best shown in Fig. 2, consists of an eye or ring, C, having a projecting portion, which latter is formed into the corrugation *c* and tang *d*. The ring and hook may be cut from a blank of tin or other sheet metal, and formed into the shape shown in Fig. 2 by means of dies. It is attached to the basin by inserting the tang vertically through the aperture *b*, and then bending the extremity of the latter around the bead *a*, as shown in Fig. 1.

The attachment of the ring may be so readily effected it is obvious that it may be attached by the consumer of the goods, or by the retailer, thus enabling the basins to be

packed in nests for shipment in the usual manner, and without danger of fracturing the enamel.

Obvious modifications may be made in the form of the aperture in the rim of the basin, and in the form of the device for suspending the latter, without departing from the principle of our invention. It may be sufficient in some cases to form a circular hole in the rim, the edges of which are enameled, and thus dispense with the separate ring or eye shown in the drawings.

It will be seen that our invention may be applied to a basin without materially increasing its cost, the aperture or apertures being easily formed, while by striking out the eye or ring from sheet metal by means of dies the cost of the latter is trifling, and thus a really efficient and practical means for suspending the basin is provided at a small expense.

We claim as our joint invention—

1. An enameled wash-basin having one or more apertures near its periphery, the edges of said aperture or apertures being also coated with a protective enamel or glaze, substantially as and for the purpose set forth.

2. The combination, with an enameled wash-basin having one or more apertures near its periphery, the edges of said aperture or apertures being also coated with a protective enamel or glaze, of a ring, hook, or eye, attached to said vessel by means of said aperture or apertures, whereby the vessel may be suspended, substantially as set forth.

3. The combination, with the enameled basin A, having the aperture *b*, the edges of which aperture are also enameled, of the hook and ring for suspending the same, substantially as described.

In testimony whereof we have hereunto subscribed our names this 26th day of May, A. D., 1883.

J. C. MILLIGAN.
JULES CHAUMONT.

Witnesses:
CHARLES SMITH,
FRANK MINDEN.