



(12) **United States Design Patent**
Pramono et al.

(10) **Patent No.:** **US D1,069,600 S**
(45) **Date of Patent:** **** Apr. 8, 2025**

(54) **SHAPED POUCH**

(71) Applicant: **NICOVENTURES TRADING LIMITED**, London (GB)

(72) Inventors: **Vic Pramono**, Campbell, CA (US);
Jared Aller, Winston-Salem, NC (US);
Christina Tapp, Walnut Creek, CA (US)

(73) Assignee: **Nicoventures Trading Limited**, London (GB)

(**) Term: **15 Years**

(21) Appl. No.: **29/961,408**

(22) Filed: **Sep. 5, 2024**

Related U.S. Application Data

(62) Division of application No. 29/801,788, filed on Jul. 30, 2021, now Pat. No. Des. 1,045,616.

(51) **LOC (15) Cl.** **09-05**

(52) **U.S. Cl.**
USPC **D9/707**

(58) **Field of Classification Search**

USPC D9/702-714, 695-699, 435, 440, 521,
D9/454, 544, 723-724, 499, 449,
D9/727-728, 442, 447, 504, 416,
D9/600-606, 643-644, 614-616, 619,
D9/623, 645, 648, 414, 652, 424-426,
D9/432; D28/91.1, 76-78, 82, 88;
D4/114; D24/114; D7/601-602;
D3/202, 205
CPC B65D 35/00; B65D 35/28; B65D 35/02;
B65D 35/04; B65D 35/08; B65D 35/36;
B65D 35/38; B65D 5/00; B65D 5/001;
B65D 5/0227; B65D 5/0254; B65D
5/0045; B65D 5/18; B65D 5/2033; B65D
5/38; B65D 5/42; B65D 5/4258; B65D
1/32; B65D 1/00; B65D 1/22; B65D

1/24; B65D 1/34; B65D 1/38; B65D
81/366; B65D 81/368; B65D 2203/00;
B65D 2203/02; B65D 37/00; B65D
77/00; B65D 33/00; B65D 33/04

See application file for complete search history.

(56) **References Cited**

U.S. PATENT DOCUMENTS

D578,018 S 10/2008 Friedland
D583,679 S 12/2008 Friedland
(Continued)

Primary Examiner — Abraham Bahta

(74) *Attorney, Agent, or Firm* — Womble Bond Dickinson (US) LLP

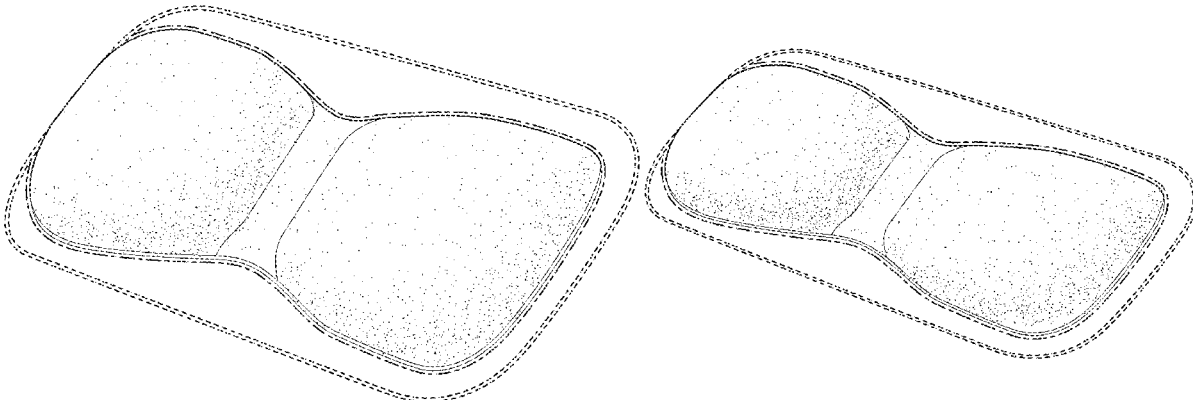
(57) **CLAIM**

The ornamental design for a shaped pouch as shown and described.

DESCRIPTION

FIG. 1 is a perspective view of an embodiment of a shaped pouch of the present invention showing our new design; FIG. 2 is a further perspective view thereof; FIG. 3 is a plan view thereof; FIG. 4 is a side elevational view thereof; FIG. 5 is an end elevational view thereof; FIG. 6 is a perspective view of another embodiment of a shaped pouch of the present invention showing our new design; FIG. 7 is a further perspective view thereof; FIG. 8 is a plan view thereof; FIG. 9 is a side elevational view thereof; and, FIG. 10 is an end elevational view thereof. The dash-dash broken lines shown in the drawings depict portions of the shaped pouch that form no part of the claimed design. The dash-dot-dash broken lines define a boundary of the invention and form no part of the claimed design.

1 Claim, 4 Drawing Sheets



(56)

References Cited

U.S. PATENT DOCUMENTS

D586,231 S	2/2009	Friedland	
D595,148 S *	6/2009	Friedland D9/707
D601,037 S	9/2009	Beyer	
D612,742 S *	3/2010	Taskinen D9/703
D634,643 S *	3/2011	Caldwell D9/707
D766,735 S *	9/2016	Ackerman D9/709
D919,439 S	5/2021	Blomberg	
D996,978 S	8/2023	Carpinelli	
D1,012,727 S	1/2024	Carpinelli	
D1,044,515 S	10/2024	Carpinelli	
D1,044,516 S	10/2024	Carpinelli	

* cited by examiner

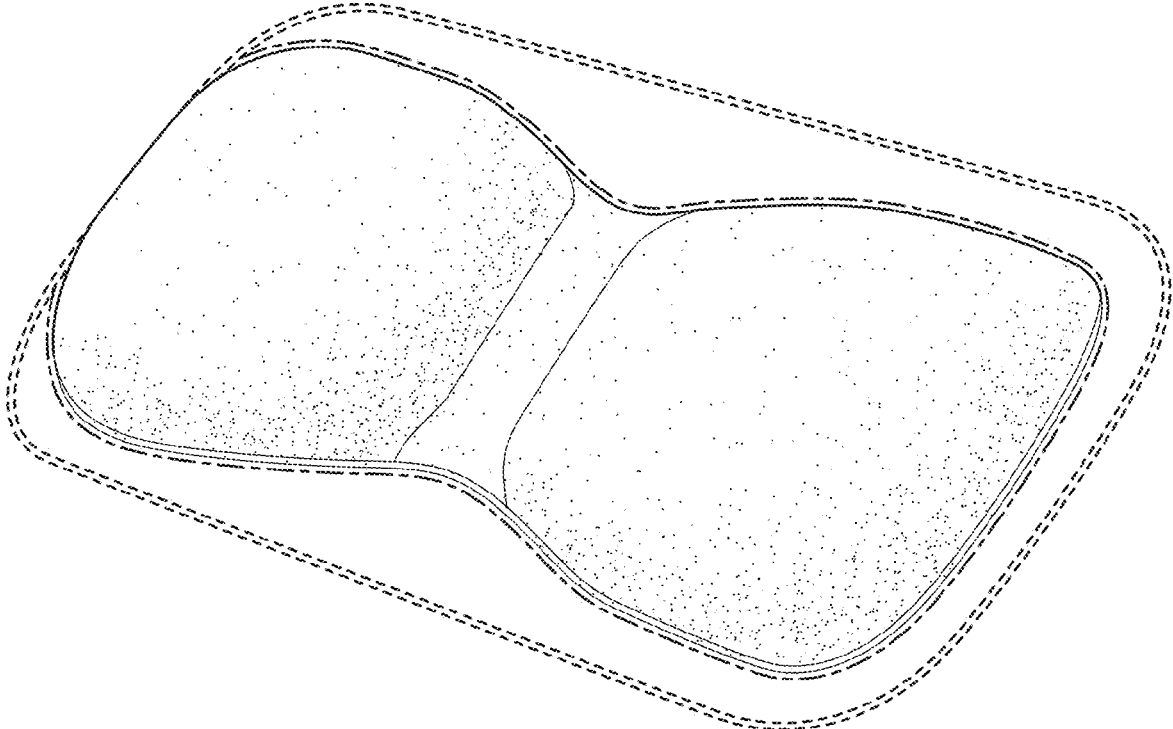


FIG. 1

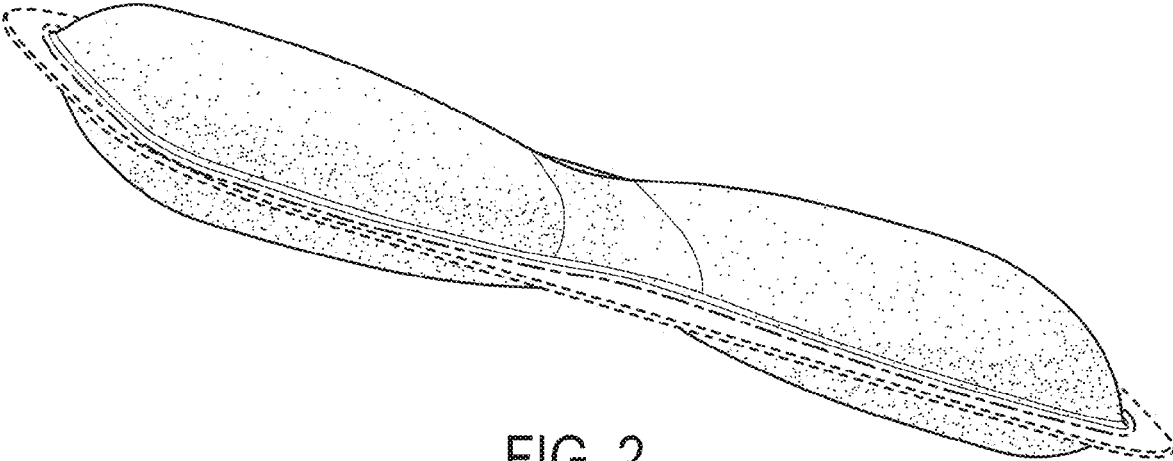


FIG. 2

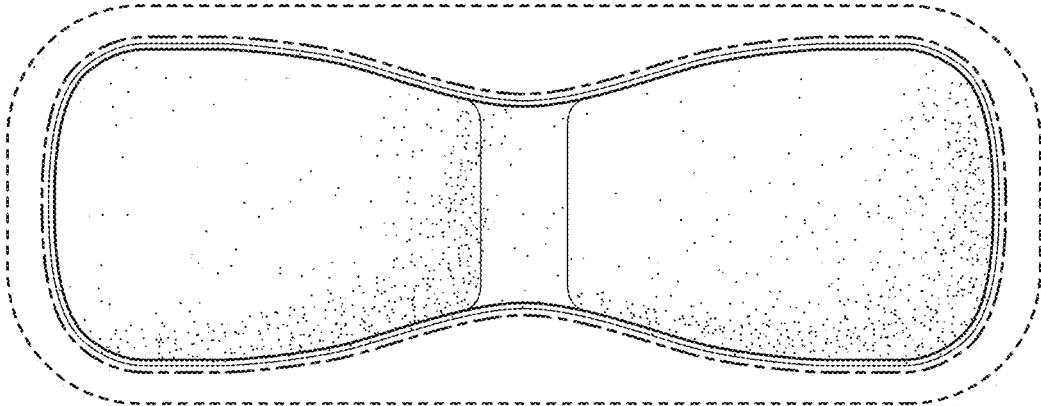


FIG. 3

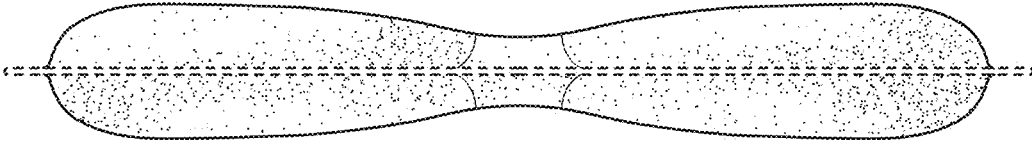


FIG. 4

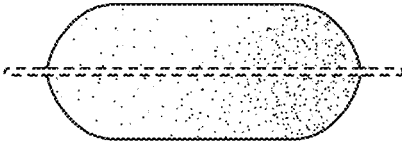


FIG. 5

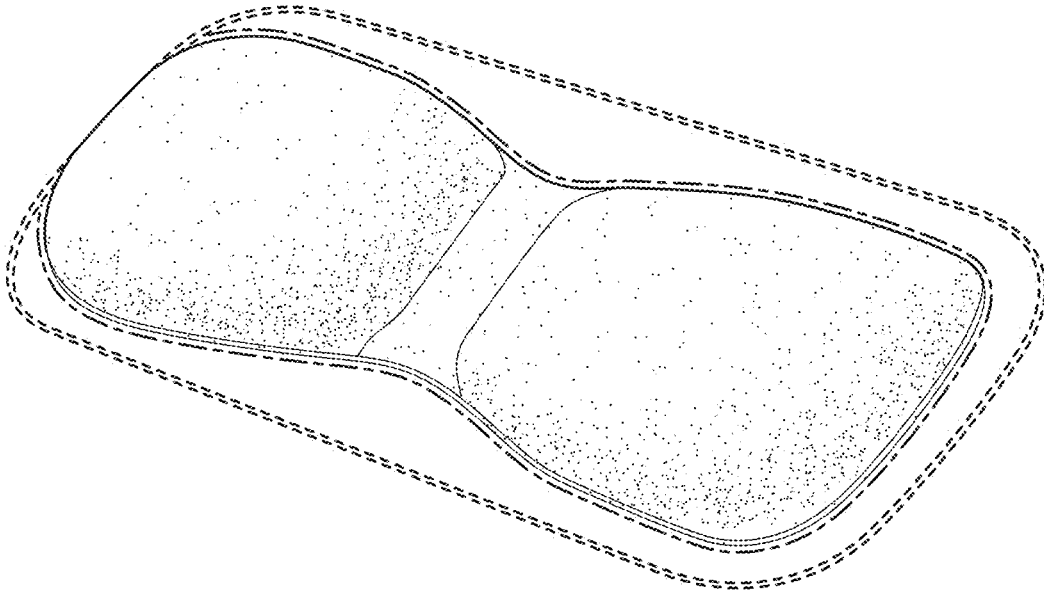


FIG. 6

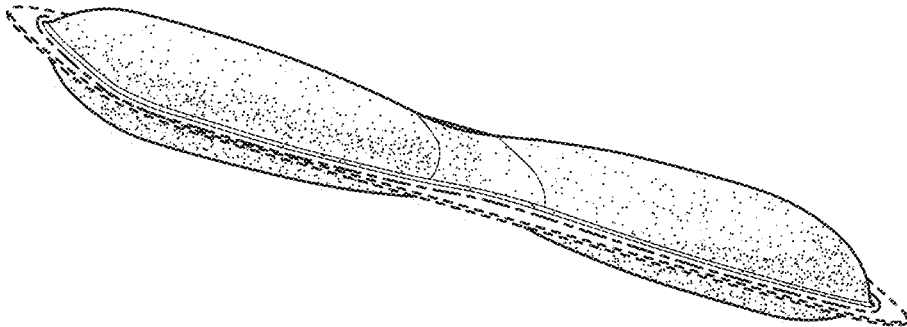


FIG. 7

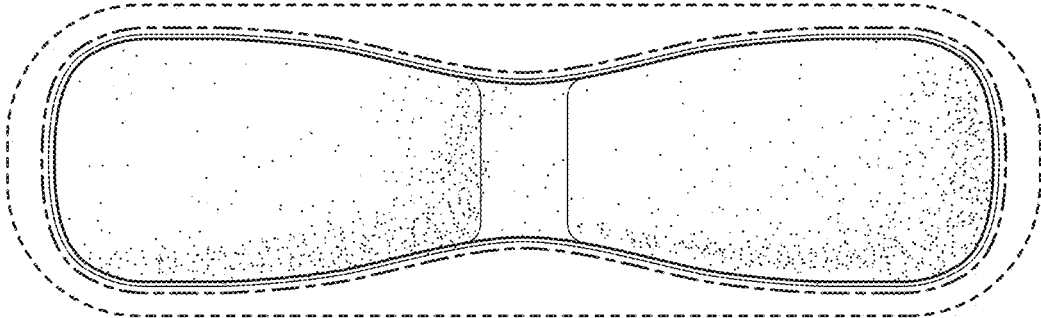


FIG. 8

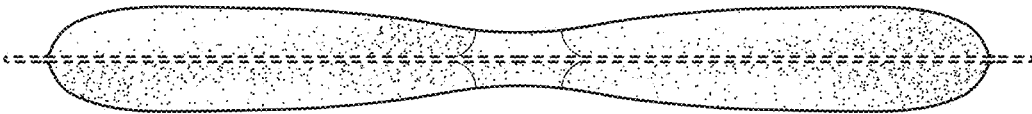


FIG. 9




FIG. 10