



(51) International Patent Classification:

H04W 52/40 (2009.01) H04W 52/14 (2009.01)  
H04W 52/12 (2009.01) H04W 52/24 (2009.01)

(21) International Application Number:

PCT/SE2009/050389

(22) International Filing Date:

16 April 2009 (16.04.2009)

(25) Filing Language:

English

(26) Publication Language:

English

(71) Applicant (for all designated States except US): TELEFONAKTIEBOLAGET L M ERICSSON (PUBL) [SE/SE]; S-164 83 Stockholm (SE).

(72) Inventors; and

(75) Inventors/Applicants (for US only): ZHANG, Zhang [CN/CN]; Guo Zhan Xin Zuo apartment, Xi Ba He, Chaoyang District, Beijing 100028 (CN). GUNNARSSON, Fredrik [SE/SE]; Tinnerbäcksgården 28, S-SE-587 50 Linköping (SE). BLOMGREN, Mats [SE/SE]; Nybodagatan 1, S-SE-171 42 Solna (SE).

(74) Agent: NILSSON, Charlotte; Ericsson AB, Patent Unit 3G, S-164 80 Stockholm (SE).

(81) Designated States (unless otherwise indicated, for every kind of national protection available): AE, AG, AL, AM, AO, AT, AU, AZ, BA, BB, BG, BH, BR, BW, BY, BZ, CA, CH, CN, CO, CR, CU, CZ, DE, DK, DM, DO, DZ, EC, EE, EG, ES, FI, GB, GD, GE, GH, GM, GT, HN, HR, HU, ID, IL, IN, IS, JP, KE, KG, KM, KN, KP, KR, KZ, LA, LC, LK, LR, LS, LT, LU, LY, MA, MD, ME, MG, MK, MN, MW, MX, MY, MZ, NA, NG, NI, NO, NZ, OM, PG, PH, PL, PT, RO, RS, RU, SC, SD, SE, SG, SK, SL, SM, ST, SV, SY, TJ, TM, TN, TR, TT, TZ, UA, UG, US, UZ, VC, VN, ZA, ZM, ZW.

(84) Designated States (unless otherwise indicated, for every kind of regional protection available): ARIPO (BW, GH, GM, KE, LS, MW, MZ, NA, SD, SL, SZ, TZ, UG, ZM, ZW), Eurasian (AM, AZ, BY, KG, KZ, MD, RU, TJ, TM), European (AT, BE, BG, CH, CY, CZ, DE, DK, EE, ES, FI, FR, GB, GR, HR, HU, IE, IS, IT, LT, LU, LV, MC, MK, MT, NL, NO, PL, PT, RO, SE, SI, SK, TR), OAPI (BF, BJ, CF, CG, CI, CM, GA, GN, GQ, GW, ML, MR, NE, SN, TD, TG).

[Continued on next page]

(54) Title: A METHOD OF POWER CONTROL

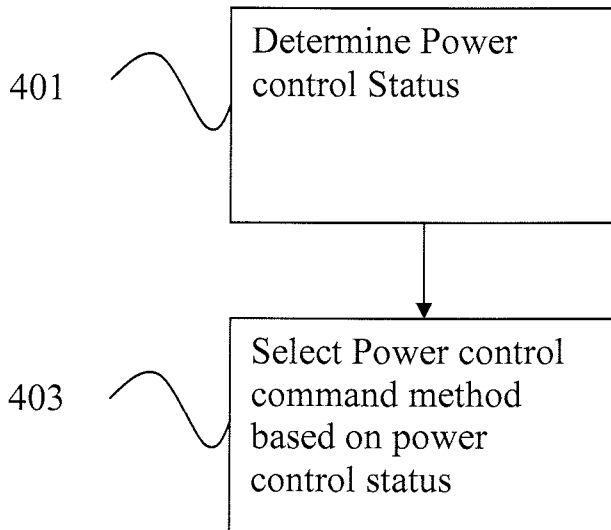


Fig. 4

(57) Abstract: In a cellular radio system the power control status of a mobile station is used in the base stations to generate power control commands. Hereby a radio base station can select a power control method that is optimal for the situation at hand. This is obtained by communicating power control status to base stations or deriving power control status in a radio base station. The radio base station is adapted to select power control method based on the power control status. Thus, a base station can select the most suitable power control improvement method, even during soft handover, thereby making make use of the advantages of different types of power control improvement methods.

WO 2010/120219 A1

**Declarations under Rule 4.17:**

— *of inventorship (Rule 4.17(iv))*

**Published:**

— *with international search report (Art. 21(3))*

## A METHOD OF POWER CONTROL

5

## TECHNICAL FIELD

The present invention relates to a method and a device for controlling transmission power in  
10 a cellular radio system.

## BACKGROUND

Power control is an important functionality used in the air interface of a radio system using  
Code Division Multiple Access (CDMA). Power control is used to continuously adjust  
15 transmission power such that the perceived quality is sufficiently but not excessively good.  
The aim is to ensure that not more than necessary interference is generated, thereby  
improving the overall system performance.

There are two power control loops, the inner loop and the outer loop. The outer loop power  
20 control is adapted to adjust the Signal to Interference plus Noise Ratio (SINR) target so that  
the desired Quality of Service (QoS) requirement is met. The inner loop power control  
adjusts transmission power so that the SINR perceived by the receiver is close to the SINR  
target. The power control is implemented by sending power control commands via so called  
Transmission Power Control (TPC) bits. To increase power the TPC bit indicates "up" and  
25 to decrease the power the TPC bit indicates "down". The power control command is  
obtained by comparing the received SINR with the SINR target.

The convergence of inner loop power control can be further improved by e.g. utilizing the  
previous power control commands at either the transmitter or the receiver. More  
30 specifically,

- Utilizing the already generated power control commands at the transmitter could help to compensate the time delay in the power control loop, see Fredrik Gunnarsson, Fredrik Gustafsson, "Time Delay Compensation for CDMA Power Control" and the international patent application No. WO 01/03329 A1, which may range from 2 or 3  
5 time slots to 7 or 8 time slots.
- Utilizing the already received power control commands at the receiver this could help to realize the adaptive adjustment of inner loop power control step size, see Jad Nasreddine, Louffi Nuagmi and Xavier Lagrange, "DOWNLINK ADAPTIVE  
10 POWER CONTROL ALGORITHM FOR 3G CELLULAR CDMA NETWORKS".

15 It has been shown that both of the improvements can decrease the SINR oscillations around the SINR target and thus lead to improved performance, by allowing for decreased mobile station transmission power and consequently decreased interference. This is in particular so for mobile stations, which are not in soft handover, i.e. the mobile stations that are only  
20 connected to one base station and solely power controlled by that base station. However, the situation during soft handover may be different. A mobile station in soft handover is connected to two or more base stations and may be power controlled by any of the connected base station. Each connected base station transmits its own power control command to the mobile station, and the mobile station combines the received power control  
25 commands in the following way:

- A power increase only if all the power control commands indicate "up"
- Otherwise power is decreased.

30 This implies that when more than one base station power controls a mobile station neither of the base stations to which the mobile station is connected, can know that the mobile station follows its power control command, and utilizing already generated power control commands at the base stations cannot help to improve the convergence of inner loop power control. There are some ways to solve this:

Do not utilize the already generated power control commands at the base stations when a mobile station is in soft handover, see Fredrik Gunnarsson, Fredrik Gustafsson, "Time Delay Compensation for CDMA Power Control"

5 Utilize other measures at the base stations which are valid in soft handover as well, i.e. even the base station cannot make sure that if its power control commands are followed by the connected mobile station, to improve the inner loop power control converge. One such measure is the most recent received signal code power (RSCP).

10 However, simply disabling the utilization of the already generated power control commands at the base stations in soft handover has a drawback because mobile stations in soft handover cannot compensate the time delay in their power control loop and thus have larger SINR and consequently also power oscillation. Typically there is around 20% to 30% mobile stations in soft handover, and it is mainly the mobile stations around cell border that  
15 are in soft handover, which have relatively high power and generate relatively high interference. It is therefore probably more important to improve the power control performance for mobile stations in soft handover.

Some measures, e.g. the most recent RSCP at the base station, are valid no matter whether  
20 the base station is in soft handover or not. However, the solutions based on this measure also have some drawbacks, including:

- It can only compensate the generating delay but not the transmitting delay in power control commands. This is because RSCP can only reflect the effect of the power control commands that are already applied at the mobile station, but not the effect of  
25 the power control commands that are already generated but not yet applied at the mobile station, see Jad Nasreddine, Louffi Nuagmi and Xavier Lagrange, "DOWNLINK ADAPTIVE POWER CONTROL ALGORITHM FOR 3G CELLULAR CDMA NETWORKS".

- 5 - There exists estimation error in RSCP estimation, and in some cases this error may become relatively large, e.g. when sequential interference cancellation (SIC) is applied. This is because SIC introduces additional processing delay, and to compensate this delay we need to adopt the RSCP estimation before SIC, which suffers from higher interference and is thus more unreliable, see Fredrik Gunnarsson, "Uplink Sequential IC and Power Control Behavior", EAB-08:039083.

This leads to that the benefit from the RSCP based solution is less than that from the power control commands based solution when e.g. the base station is not in soft handover.

10

Hence, there exist a need for a method and a system that is able to provide an improved power control for soft handover in a cellular radio system.

#### SUMMARY

- 15 It is an object of the present invention to overcome or at least reduce some of the problems associated with existing methods and systems for power control.

This object and others are obtained by the method and device as set out in the appended claims.

20

- Thus, as has been realized by the inventors, there is a problem when more than one base station power controls the power control setting in a mobile station because neither of the base stations can know that the mobile station follows its power control command, thus the solution based on already generated power control commands becomes ineffective. The  
25 inventors have further realized that if the base stations are provided with the power control status, i.e. whether their power control commands are currently followed by the connected mobile station, or more generally, to what extent the power control commands are followed, the power control commands based solution can still be applied for the power controlling base station, which power control commands are currently followed by the connected

mobile station. Thus, in accordance with the present invention a communication/determination of the power control status of a mobile station is sent to the base stations and the radio base stations are adapted to generate power control commands using the power control status communication as an input signal.

5

In accordance with one embodiment, for the non-power controlling base stations, the corresponding power control improvement procedure can be disabled. As an alternative an RSCP based solution can be applied for the non-power controlling base stations, which can improve the performance to some extent especially when the generating delay of power control commands is dominant.

10

In accordance with one embodiment the power control status is communicated to a base station using a central node, such as a Radio Network Controller (RNC). In an RNC centric communication implementation, the RNC can be adapted to decide and to communicate to the base station whether it should power-control the mobile station.

15

In accordance with one embodiment the power control status is communicated to a base station using a Base station centric approach. In a base station centric communication implementation each base station is adapted to independently determine the power control status. The power control status can for example be determined by analyzing the power control commands and/or RSCP patterns.

20

In accordance with one embodiment the power control status is communicated to a base station using a Mobile station centric approach. In a mobile centric communication implementation, a mobile station itself is adapted to determine the power control status and to communicate the status to a base station and in particular to all connected base stations.

25

The invention also extends to a mobile station, a radio base station and a radio network controller adapted to implement the methods as set out above.

## BRIEF DESCRIPTION OF THE DRAWINGS

The present invention will now be described in more detail by way of non-limiting examples and with reference to the accompanying drawings, in which:

5

- Fig. 1 is a view illustrating a cellular radio system,
- Fig. 2 is a flow chart illustrating steps performed in a power control method in accordance with a first embodiment,
- Fig. 3 is a view of a cellular radio system operating in accordance with a first embodiment,
- 10 - Fig. 4 is a flow chart illustrating steps performed in a power control method in accordance with a second embodiment, and
- Fig. 5 is a flow chart illustrating steps performed in a power control method in accordance with a third embodiment,

## 15 DETAILED DESCRIPTION

In Fig.1 a view illustrating a cellular radio system 100 is depicted. The system comprises a number of radio base stations here denoted Node B 101. The Node Bs 101 can be connected to a central node such as a Radio Network Controller (RNC) 105. The base stations 101 are further connectable to mobile stations also denoted User Equipments (UE) 103 of the radio  
20 system 100 over a radio interface. In order to control the power of the mobile stations the radio base station can send power control commands using a power controller. The method used for sending power control commands is determined by a selector 108. The selector 108 can, as set out above, also be located in a central node, such as in a RNC 105. In addition the radio base station comprises a power controller 109 adapted to transmit power control  
25 commands to connected mobile stations.

As described above, there exist different methods for improving the power control performance. One type of methods perform well only when the base station can be sure that the connected mobile station follows its power control command; another type of methods

provide less improvement but can also work even the base station is not sure about its power control status, i.e. whether the connected mobile station follows its power control commands. Whether a connected mobile station follows power control commands from a radio base station is in the following referred to as power control status or simply status. In accordance with the present invention, the advantages of both types of power control methods described above can be achieved by providing information to the base station relating to the power control status of the mobile station.

Hence, in accordance with the present invention, the power control status of a mobile station connected to a radio base station is communicated to the power controller of the radio base station and used as an input signal to the transmission power controller. As a result the radio base station can use a power control method optimized for the status of the mobile station. This will improve the power control in the radio system and result in a more efficient use of radio resources in the cellular radio system.

15

The power control status of the mobile stations is in accordance with one embodiment communicated to the base stations. Based on the communicated power control status, the radio base stations select power control method. The power control status of a mobile station can be determined at different nodes of a cellular radio system, e.g. in a central node such as the Radio Network Controller (RNC), in a radio base station, or in a mobile station, and then communicated to the base stations (no communication is needed if the determination is made in the base station). In one embodiment the mobile stations can be adapted to provide some information to the connected base stations to help the radio base station to determine the power control status. In such an embodiment the power control can be based on status information derived as a combination of communication from a mobile station and information derived within a radio base station. Other methods of power control based on communication from more than one node can also be envisaged.

25

In accordance with one embodiment an RNC centric scheme is provided. In Fig. 2, a flow chart illustrating some procedural steps performed when performing power control of a mobile station in such an embodiment is depicted.

5 In a system employing an RNC centric scheme, the RNC can be set to select one radio base station to control the mobile station and to disable power control commands from other radio base stations to which the mobile station is connected. Thus, the RNC selects one radio base station to power control the mobile station in a step 201. The selection can for example involve the step of determining which base station has the best average radio link  
10 set to the connected mobile station in step 201. Based on that determination, the RNC controls the radio base stations such that only one radio base station is enabled to transmit power control commands to the mobile station, in a step 203. For example, the radio base station with the best link is enabled to send power control commands to the mobile station, the other radio base stations are disabled. Other methods of determining which radio base  
15 station that is to generate power control commands can also be used. Also the power control improvement method based on power control commands could be applied to further improve the performance. In response to commands sent from the RNC to the radio base stations the radio base stations enable or disable transmission of power control commands to the mobile station. Hereby, only one radio base station at the time will transmit power  
20 control commands to a particular mobile station.

Below a scenario illustrated in Fig. 3 is described to further illustrate an RNC centric scheme. Assume a mobile station in soft handover and connected to more than one base station. The mobile station has more than one radio link set. The RNC judges which uplink  
25 radio link set has the best quality in average based on e.g. (filtered) CPICH measurement (CPICH  $E_c/I_o$  or CPICH RSCP) that is reported from the mobile station. The uplink/downlink quality difference could be compensated in average by using the information about e.g. feeder differences and TMA configurations.

In the scenario of Fig. 3, the power control status is first determined based on whether the base station has the best average radio link set (in uplink):

- 5           - Only the base station that has the best average radio link set (in uplink) should power control the connected mobile station so that the Signal to interference plus Noise ratio (SINR) perceived by that base station is close to the SINR target.
  
- 10          - The base station(s) that do not have the best average radio link set (in uplink) should not power control the connected mobile station. This can be implemented in various ways, for example:
  - Continuously sending “up” power control commands.
  - Alternatively sending “up” power control commands and “down” power control  
15            commands.

In this way the mobile station actually follows the power control commands from the base station that has the best average radio link set (in uplink).

- 20          Next, the RNC informs the base stations which of them should power control the mobile station. The power control improvement method based on power control commands can be applied at the base station that has the best average radio link set (in uplink) and is power controlling the mobile station. Selective combining can still be performed at RNC.
- 25          Optionally some “down” power control commands could be sent from the base station(s) with the non-best average radio link set when it is detected that the estimated SINR of the non-best average radio link set is continuously higher than the SINR target for a certain time.

In accordance with one embodiment a base station centric scheme is provided. In Fig. 4, a flow chart illustrating some procedural steps performed when performing power control of a mobile station in such an embodiment is depicted. In accordance with this embodiment each base station independently determines the power control status, i.e. whether its power control command is followed by the connected mobile station, based on a comparison of the already generated power control commands sequence and the observed relative RSCP sequence. The power control improvement method is selected based on the power control status. Thus, first in a step 401 the power control status for a particular mobile station is determined by the radio base station. Next, in a step 403, the radio base station generates power control signals based on the power control status. In particular the radio base station can be adapted to select power control method in response to the determination made in step 401.

Below an exemplary scenario is described. In a cellular radio system, each base station independently compares the power control commands sequence generated for a certain connected mobile station with the observed relative RSCP sequence received from the same mobile station (the sequence length (m) is configurable), an exemplary sequence is shown below, where the generated TPC sequence, the RSCP sequence and the relative RSCP sequence are listed.

20

Generated TPC sequence: [1, 1, -1, -1, 1, -1] (dB)  
RSCP sequence: [-93.9, -93.2, -92.3, -93.4, -94.2, -93.3, -93.8] (dBm)  
Relative RSCP sequence: [0.7, 0.9, -1.1, -0.8, 0.9 -0.5] (dB)

25

If the sequences are sufficiently similar as determined by some measure, it is regarded that the power control commands from that base station is (almost) followed by the mobile station.

The two sequences can for example be determined to be sufficiently similar if:

- More than a certain ratio (e.g. 90%) that the relative RSCP measurements and the generated power control commands have the same sign, or
- 5 - More than a certain ratio (e.g. 90%) that the difference between the relative RSCP measurements and the generated power control commands is smaller than a predefined threshold (e.g. 0.5 dB).

10 Otherwise it is regarded that the power control commands from that base station is only partly or even not followed by the mobile station.

Based on the determination if a particular mobile station follows the power control commands from a radio base station, the radio base station selects power control method. For example, each base station selects power control improvement methods based on the  
15 power control status as follows:

- Power control commands based power control improvement method can be applied for a base station which power control commands are followed or followed to a to a suitable target value by the connected mobile stations, even when the base station is in soft  
20 handover.

- a RSCP based power control improvement method can be applied for a base station which power control commands are only partly or not followed by a connected mobile station, especially when the generating delay of power control commands is dominant.

25

The accuracy in determining the power control status will impact the system performance to a large extent. This accuracy could be improved by using any of the methods listed below (or the combinations of them):

- Increase the length (m) of power control commands sequence and the relative RSCP sequence.

- Instead of comparing each power control command to each relative RSCP measurement, it is possible compare the accumulative change over every n power control commands to that over every n relative RSCP measurements. This gives totally  $\lfloor m/n \rfloor$  observations, as illustrated below where a comparison of accumulated change in generated power control commands sequence and that in relative RSCP sequence, accumulated over two slots is shown.

10

Generated TPC sequence: [1, 1, -1, -1, 1, -1] (dB)  
 Accumulative TPC changes over two slots [2, -2, 0] (dB)  
 RSCP sequence: [-93.9, -93.2, -92.3, -93.4, -94.2, -93.3, -93.8] (dBm)  
 Relative RSCP sequence: [0.7, 0.9, -1.1, -0.8, 0.9 -0.5] (dB)  
 Accumulative relative RSCP changes over two slots: [1.6, -1.9, 0.4] (dB)

15

The power control commands sequence and the relative RSCP sequence can be regarded similar based on any suitable criteria. Examples of suitable criteria can be:

20

- If more than a certain ratio (e.g. 90%) of the accumulated change in the relative RSCP measurements and that in the generated power control commands have the same sign, or  
 - If more than a certain ratio (e.g. 90%) of the difference between the accumulated change in the relative RSCP measurements and that in the generated power control commands is smaller than a predefined threshold (e.g. 0.5 dB).

25

In accordance with one embodiment RSCP measurements after Successive Interference Cancellation (SIC) are used in case SIC is adopted, since the RSCP measurements after SIC

are more reliable. This may delay the determination of the power control status (up to several slots depending on the adopted SIC scheme).

In accordance with one embodiment a mobile station centric scheme is provided. In Fig. 5, a flow chart illustrating some procedural steps performed when performing power control of a mobile station in such an embodiment is depicted. In accordance with such a method, the mobile station determines the power control status in a step 501. The mobile station can be adapted to determine which base station's power control commands it follows based on a comparison of the received power control commands before combining and after combining. The mobile station then communicates the power control status to all the connected base stations in a step 503 and the base stations in response to such a communication from a mobile station select power control method in a step 505.

Below an exemplary scenario is described. First the mobile station compares the sequences of the received power control commands before combining from all the connected base stations to that after combining. The power control status can then be determined as below:

- It is determined that a connected base station is power controlling the mobile station if the ratio of the received power control commands before combining from that base station are the same to the power control commands after combining is higher than a predefined threshold (e.g. 90%).

- Otherwise it is regarded that the connected base station is only partly or even not power controlling the mobile station.

The mobile station then reports the power control status to the connected base stations. The reporting can be executed in a number of different manners, for example:

- Periodically report: the mobile station periodically reports the determined power control status.
- Event triggered report: the mobile station reports the power control status when the power control status of any of the connected base stations changes.

5

To further decrease signaling overhead, the mobile station can be adapted to report a special message indicating that the mobile station is power controlled by all the connected base stations if a particular criterion is met. For example, the criterion can be that the ratio that the received power control commands before combining from that base station are the same to the power control commands after combining is lower than a predefined threshold (e.g. 10 60%) for all the connected base stations.

The base stations select power control method in response to the power control status reported from the mobile station. Thus, each (connected) base station selects power control 15 methods based on the power control status.

Using the methods and devices as described herein will provide a means for a radio base station to select a power control method that is optimal for the situation at hand. This is obtained by communicating power control status to base stations or deriving power control 20 status in a radio base station. The radio base station is adapted to select power control method based on the power control status. Thus, a base station can select the most suitable power control improvement method, even during soft handover, thereby making use of the advantages of different types of power control improvement methods.

## CLAIMS

1. A method of generating power control commands in a radio base station to control the transmission power of a connected mobile station, **characterized by** the steps of:
  - 5 - receiving or determining (401) information, power control status, to what extent the power control commands are currently followed by the connected mobile station, and
  - generating (403) power control commands using the power control status as an input signal.
- 10 2. The method according to claim 1, wherein the radio base station receives power control status from a central node.
3. The method according to claim 2, wherein the central node is a radio network controller.
- 15 4. The method according to any of claims 1 - 3, wherein the base station determines the power control status.
  5. The method according to claim 4, wherein the power control status is determined by analyzing the power control commands and/or received signal code power patterns.
- 20 6. The method according to any of claims 1 - 5, wherein the radio base station receives power control status from a mobile station.
7. The method according to any of claims 1 – 6, wherein a power control commands based  
25 power control improvement method is applied if power control commands are followed to a determined target value by the connected mobile station, otherwise a received signal code power based power control improvement method is applied for the base station.

8. A method in a mobile station for generating power control information for use as input in a power control method executed in a network node of a cellular radio system to which the mobile station is connected, **characterized by** the steps of:

- determining (501) information, power control status, to what extent the power control
- 5 commands are currently followed by the connected mobile station, and
- transmitting (503) the information to the cellular radio system.

9. The method according to claim 8, wherein it is determined that a connected base station is power controlling the mobile station if a ratio of the received power control commands

10 before combining from that base station are the same to the power control commands after combining is higher than a predefined threshold.

10. A method of power controlling a mobile station connected to at least two radio base stations, **characterized by** the steps of:

- 15 - in a central node selecting (201) one radio base station to power control the mobile station, and
- transmitting (203) commands to each of the radio base stations to which the mobile station is connected enabling one of the radio base stations to power control the mobile station and disabling the remaining radio base stations from power controlling the mobile station.

20

11. The method according to claim 10, wherein the radio base station with the best link is enabled to send power control commands to the mobile station, and the other radio base stations are disabled from sending power control commands to the mobile station.

25 12. A radio base station (101) adapted to generate power control commands in a radio base station to control the transmission power of a connected mobile station, **characterized by**:

- means (108) for receiving or determining information, power control status, to what extent the power control commands are currently followed by the connected mobile station, and

- means (109) for generating power control commands using the power control status as an input signal.

5 13. The radio base station according to claim 12, wherein the radio base station is adapted to receive power control status from a central node (105).

14. The radio base station according to claim 13, wherein the central node is a radio network controller.

10 15. The radio base station according to any of claims 12 - 14, wherein the radio base station is adapted to determine the power control status.

15 16. The radio base station according to claim 15, wherein the radio base station is adapted to determine the power control status by analyzing the power control commands and/or received signal code power patterns.

17. The radio base station according to any of claims 11 - 16, wherein the radio base station is adapted to receive power control status from a mobile station (103).

20 18. The radio base station according to any of claims 11 - 17, wherein the radio base station is adapted to apply a power control commands based power control improvement method if power control commands are followed to a determined target value by the connected mobile station, and

25 - otherwise adapted to apply a received signal code power based power control improvement method.

19. A mobile station (103) adapted to generate power control information for use as input in a power control method executed in a network node (101) of a cellular radio system (100) to which the mobile station is connectable, **characterized by:**

- means for determining information, power control status, to what extent the power control commands are currently followed by the connected mobile station, and
- means for transmitting the information to the cellular radio system.

- 5 20. The mobile station according to claim 19, wherein the mobile station is adapted to determine that a connected base station is power controlling the mobile station if a ratio of the received power control commands before combining from that base station are the same to the power control commands after combining is higher than a predefined threshold.
- 10 21. A central node adapted to power control a mobile station connected to at least two radio base stations connected to the central node, **characterized by:**
- means for selecting one radio base station to power control the mobile station, and
  - means for transmitting commands to each of the radio base stations to which the mobile station is connected enabling one of the radio base stations to power control the mobile
- 15 station and disabling the remaining radio base stations from power controlling the mobile station.
22. The central node according to claim 21, wherein the central node is adapted to enable the radio base station with the best link to send power control commands to the mobile
- 20 station, and further adapted to disable the other radio base stations from sending power control commands to the mobile station.

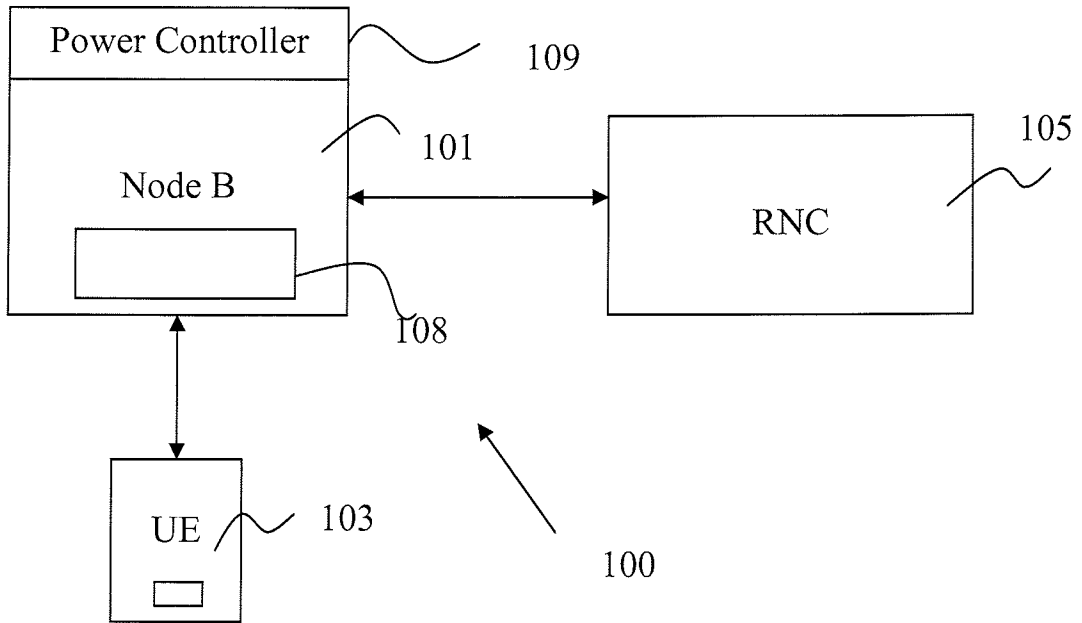


Fig. 1

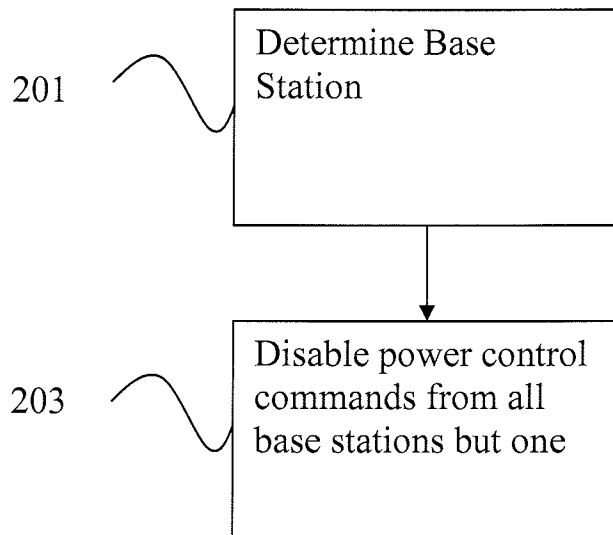


Fig. 2

2/3

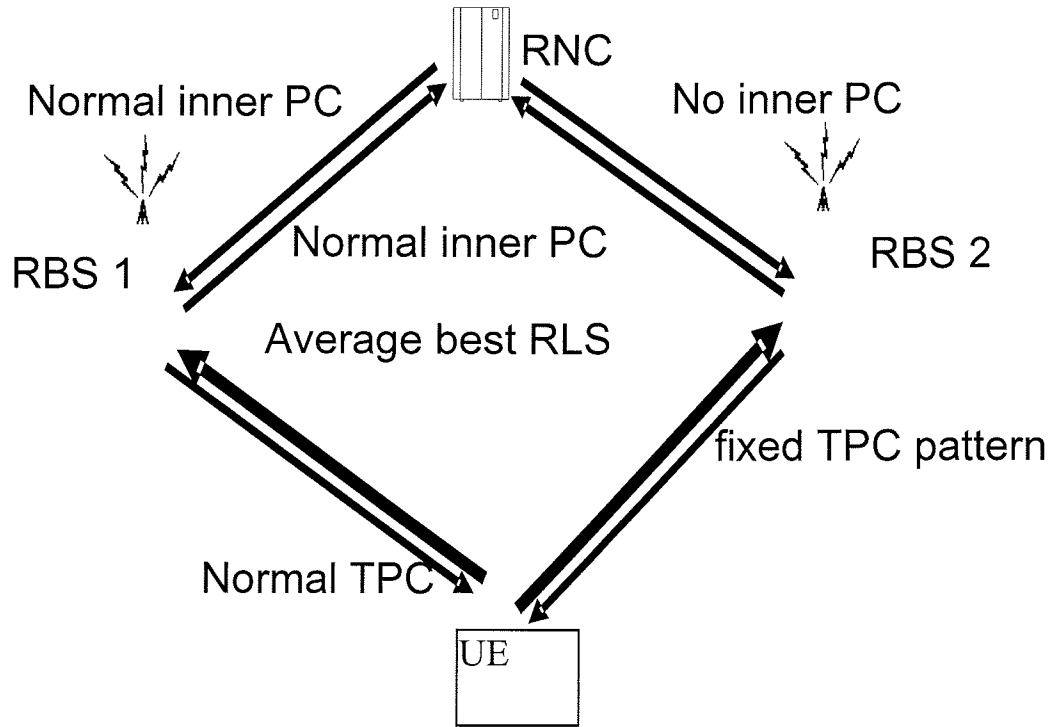


Fig. 3

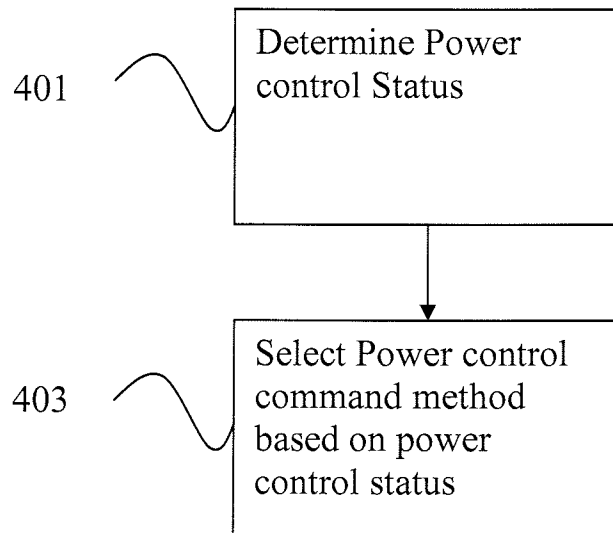


Fig. 4

3/3

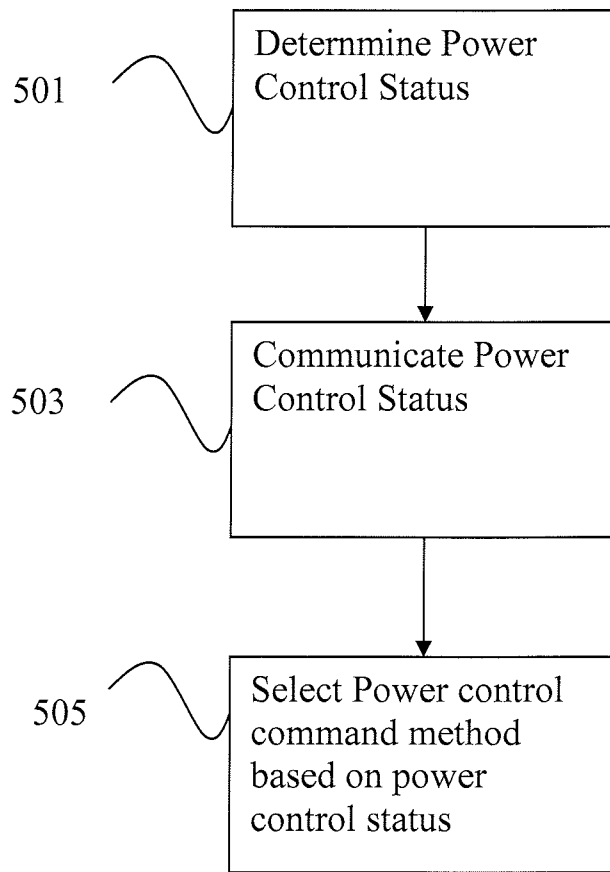


Fig. 5

## INTERNATIONAL SEARCH REPORT

International application No.

PCT/SE2009/050389

<b>A. CLASSIFICATION OF SUBJECT MATTER</b>		
IPC: <b>see extra sheet</b> According to International Patent Classification (IPC) or to both national classification and IPC		
<b>B. FIELDS SEARCHED</b>		
Minimum documentation searched (classification system followed by classification symbols)		
IPC: <b>H04W, H04B</b>		
Documentation searched other than minimum documentation to the extent that such documents are included in the fields searched		
<b>SE,DK,FI,NO classes as above</b>		
Electronic data base consulted during the international search (name of data base and, where practicable, search terms used)		
<b>EPO-INTERNAL, WPI DATA, PAJ, COMPENDEX, INSPEC</b>		
<b>C. DOCUMENTS CONSIDERED TO BE RELEVANT</b>		
Category*	Citation of document, with indication, where appropriate, of the relevant passages	Relevant to claim No.
X	US 20070072613 A1 (SMOLYAR ET AL), 29 March 2007 (29.03.2007), figures 1,5, claims 1,3,5-6, paragraphs (0003),(0014),(0016)-(0020), (0022)-(0023),(0030)-(0031) --	1-22
X	EP 0682418 A2 (NTT MOBILE COMMUNICATIONS NETWORK INC.), 15 November 1995 (15.11.1995), column 8, line 31 - line 40, claims 1-17 --	1-22
A	WO 9856200 A2 (TELEFONAKTIEBOLAGET LM ERICSSON), 10 December 1998 (10.12.1998), page 4, line 12 - line 16 --	1-22
<input checked="" type="checkbox"/> Further documents are listed in the continuation of Box C. <input checked="" type="checkbox"/> See patent family annex.		
* Special categories of cited documents: "A" document defining the general state of the art which is not considered to be of particular relevance "E" earlier application or patent but published on or after the international filing date "L" document which may throw doubts on priority claim(s) or which is cited to establish the publication date of another citation or other special reason (as specified) "O" document referring to an oral disclosure, use, exhibition or other means "P" document published prior to the international filing date but later than the priority date claimed "T" later document published after the international filing date or priority date and not in conflict with the application but cited to understand the principle or theory underlying the invention "X" document of particular relevance: the claimed invention cannot be considered novel or cannot be considered to involve an inventive step when the document is taken alone "Y" document of particular relevance: the claimed invention cannot be considered to involve an inventive step when the document is combined with one or more other such documents, such combination being obvious to a person skilled in the art "&" document member of the same patent family		
Date of the actual completion of the international search		Date of mailing of the international search report
23 December 2009		29-12-2009
Name and mailing address of the ISA/ Swedish Patent Office Box 5055, S-102 42 STOCKHOLM Facsimile No. +46 8 666 02 86		Authorized officer  Sebastian Diskay / JA A Telephone No. +46 8 782 25 00

## INTERNATIONAL SEARCH REPORT

International application No.

PCT/SE2009/050389

## C (Continuation). DOCUMENTS CONSIDERED TO BE RELEVANT

Category*	Citation of document, with indication, where appropriate, of the relevant passages	Relevant to claim No.
A	US 20050083999 A1 (KOO ET AL), 21 April 2005 (21.04.2005), claims 1,5, paragraphs (0024), (0034)-(0037) --	1-22
A	EP 1503516 A2 (NEC CORPORATION), 2 February 2005 (02.02.2005), claims 1-4,7 --	1-22
A	Coulon, P.; Vadgama, S., "Performance of site selection diversity transmission in WCDMA," Wireless Personal Multimedia Communications, 2002. The 5th International Symposium on , vol.1, no., pp. 72-76 vol.1, 27-30 Oct. 2002 URL: http://ieeexplore.ieee.org/stamp/stamp.jsp?arnumber= 1088134&isnumber=23647, page 72, right column, line 5 - page 73, left column, line 13 -- -----	1-22

**International patent classification (IPC)**

**H04W 52/40** (2009.01)  
H04W 52/12 (2009.01)  
H04W 52/14 (2009.01)  
H04W 52/24 (2009.01)

**Download your patent documents at [www.prv.se](http://www.prv.se)**

The cited patent documents can be downloaded:

- From "Cited documents" found under our online services at [www.prv.se](http://www.prv.se) (English version)
- From "Anförda dokument" found under "e-tjänster" at [www.prv.se](http://www.prv.se) (Swedish version)

Use the application number as username. The password is **ZQFZHQPAT**.

Paper copies can be ordered at a cost of 50 SEK per copy from PRV InterPat (telephone number 08-782 28 85).

Cited literature, if any, will be enclosed in paper form.

**INTERNATIONAL SEARCH REPORT**  
Information on patent family members

International application No.  
PCT/SE2009/050389

US 20070072613 A1 29/03/2007 NONE

-----  
EP 0682418 A2 15/11/1995 SE 0682418 T3  
CA 2149095 A,C 04/08/1998  
CN 1082771 C 10/04/2002  
CN 1126930 A 17/07/1996  
CN 1187908 C 02/02/2005  
CN 1296345 A 23/05/2001  
DE 69533818 D,T 24/07/2008  
JP 2993554 B 20/12/1999  
JP 8032515 A 02/02/1996  
KR 0143837 B 01/08/1998  
US 5566165 A 15/10/1996  
-----

WO 9856200 A2 10/12/1998 AU 746183 B 18/04/2002  
AU 7702498 A 21/12/1998  
BR 9809956 A 01/08/2000  
CA 2292495 A,C 10/10/2006  
CN 1119874 C 27/08/2003  
CN 1266561 A 13/09/2000  
DE 69838261 D,T 08/05/2008  
EP 1048130 A,B 15/08/2007  
JP 4060891 B 12/03/2008  
JP 4185152 B 26/11/2008  
JP 2002511210 T 09/04/2002  
JP 2007329966 A 20/12/2007  
TW 396686 B 01/07/2000  
-----

US 20050083999 A1 21/04/2005 NONE

-----  
EP 1503516 A2 02/02/2005 CN 1585295 A 23/02/2005  
CN 100468985 C 11/03/2009  
DE 602004016086 D 09/10/2008  
JP 4304292 B 29/07/2009  
JP 2005051571 A 24/02/2005  
US 20050026641 A 03/02/2005  
-----