



- (51) **International Patent Classification:**
A01N 43/76 (2006.01) A61K 31/42 (2006.01)
- (21) **International Application Number:**
PCT/US2011/057584
- (22) **International Filing Date:**
25 October 2011 (25.10.2011)
- (25) **Filing Language:** English
- (26) **Publication Language:** English
- (30) **Priority Data:**
61/408,308 29 October 2010 (29.10.2010) US
- (71) **Applicant (for all designated States except US):** MERCK SHARP & DOHME CORP. [US/US]; 126 East Lincoln Avenue, Rahway, New Jersey 07065-0907 (US).
- (72) **Inventors; and**
- (75) **Inventors/Applicants (for US only):** LU, Zhijian [US/US]; 126 East Lincoln Avenue, Rahway, New Jersey 07065-0907 (US). CHEN, Yi-Heng [US/US]; 126 East Lincoln Avenue, Rahway, New Jersey 07065-0907 (US). SMITH, Cameron [AU/US]; 126 East Lincoln Avenue, Rahway, New Jersey 07065-0907 (US). LI, Hong [CN/US]; 126 East Lincoln Avenue, Rahway, New Jersey 07065-0907 (US). THOMPSON, Christopher, F. [US/US]; 33 Avenue Louis Pasteur, Boston, Mas-

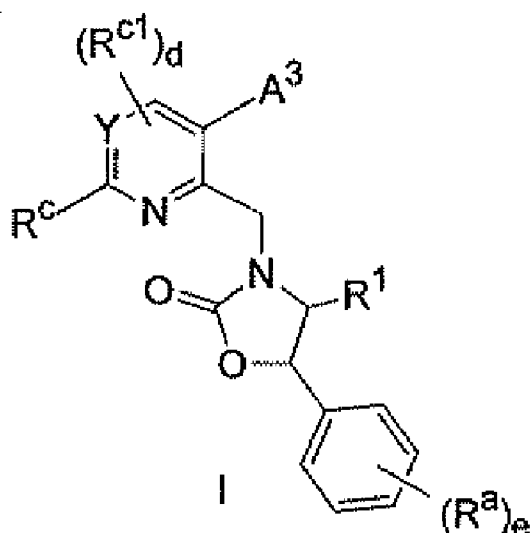
sachusetts 02115-5727 (US). SWEIS, Ramzi [US/US]; 1012 Plaister Avenue, Lake Bluff, Illinois 60044 (US). SINCLAIR, Peter [US/US]; 4638 Ridgetop Road, Doylestown, Pennsylvania 18902 (US). KALLASHI, Florida [US/US]; 126 East Lincoln Avenue, Rahway, New Jersey 07065-0907 (US). HUNT, Julianne [US/US]; 126 East Lincoln Avenue, Rahway, New Jersey 07065-0907 (US). ADAMSON, Samantha, E. [US/US]; 1520 C Villa Terrace, Charlottesville, Virginia 22903 (US). DONG, Guizhen [US/US]; 126 East Lincoln Avenue, Rahway, New Jersey 07065-0907 (US). ONDEYKA, Debra, L. [US/US]; 126 East Lincoln Avenue, Rahway, New Jersey 07065-0907 (US). QIAN, Xiaoxia [CN/US]; 126 East Lincoln Avenue, Rahway, New Jersey 07065-0907 (US). SUN, Wanying [US/US]; 126 East Lincoln Avenue, Rahway, New Jersey 07065-0907 (US). VACHAL, Petr [CZ/US]; 126 East Lincoln Avenue, Rahway, New Jersey 07065-0907 (US). ZHAO, Kake [US/US]; 126 East Lincoln Avenue, Rahway, New Jersey 07065-0907 (US).

(74) **Common Representative:** MERCK SHARP & DOHME CORP.; 126 East Lincoln Avenue, Rahway, New Jersey 07065-0907 (US).

(81) **Designated States (unless otherwise indicated, for every kind of national protection available):** AE, AG, AL, AM, AO, AT, AU, AZ, BA, BB, BG, BH, BR, BW, BY, BZ,

[Continued on next page]

(54) **Title:** CYCLIC AMINE SUBSTITUTED OXAZOLIDINONE CETP INHIBITOR



(57) **Abstract:** CCompounds having the structure of Formula I, including pharmaceutically acceptable salts of the compounds, are CETP inhibitors and are useful for raising HDL-cholesterol, reducing LDL-cholesterol, and for treating or preventing atherosclerosis. In the compound of Formula I, A³ is a substituted phenyl group or indanyl group.- Formula (I).



CA, CH, CL, CN, CO, CR, CU, CZ, DE, DK, DM, DO, DZ, EC, EE, EG, ES, FI, GB, GD, GE, GH, GM, GT, HN, HR, HU, ID, IL, IN, IS, JP, KE, KG, KM, KN, KP, KR, KZ, LA, LC, LK, LR, LS, LT, LU, LY, MA, MD, ME, MG, MK, MN, MW, MX, MY, MZ, NA, NG, NI, NO, NZ, OM, PE, PG, PH, PL, PT, QA, RO, RS, RU, RW, SC, SD, SE, SG, SK, SL, SM, ST, SV, SY, TH, TJ, TM, TN, TR, TT, TZ, UA, UG, US, UZ, VC, VN, ZA, ZM, ZW.

(84) Designated States (unless otherwise indicated, for every kind of regional protection available): ARIPO (BW, GH, GM, KE, LR, LS, MW, MZ, NA, RW, SD, SL, SZ, TZ, UG, ZM, ZW), Eurasian (AM, AZ, BY, KG, KZ, MD, RU, TJ, TM), European (AL, AT, BE, BG, CH, CY, CZ, DE, DK, EE, ES, FI, FR, GB, GR, HR, HU, IE, IS, IT, LT, LU, LV, MC, MK, MT, NL, NO, PL, PT, RO, RS,

SE, SI, SK, SM, TR), OAPI (BF, BJ, CF, CG, CI, CM, GA, GN, GQ, GW, ML, MR, NE, SN, TD, TG).

Declarations under Rule 4.17:

- as to applicant's entitlement to apply for and be granted a patent (Rule 4.17(ii))
- as to the applicant's entitlement to claim the priority of the earlier application (Rule 4.17(iii))

Published:

- with international search report (Art. 21(3))
- before the expiration of the time limit for amending the claims and to be republished in the event of receipt of amendments (Rule 48.2(h))

TITLE OF THE INVENTION

CYCLIC AMINE SUBSTITUTED OXAZOLIDINONE CETP INHIBITOR

FIELD OF THE INVENTION

5 This invention relates to chemical compounds that inhibit cholesterol ester transfer protein (CETP) and are expected to have utility in raising HDL-C, lowering LDL-C, and in the treatment and prevention of atherosclerosis.

BACKGROUND OF THE INVENTION

10 Atherosclerosis and its clinical consequences, including coronary heart disease (CHD), stroke and peripheral vascular disease, represent a truly enormous burden to the health care systems of the industrialized world. In the United States alone, approximately 13 million patients have been diagnosed with CHD, and greater than one half million deaths are attributed to CHD each year. Further, this toll is expected to grow over the next quarter century as an
15 epidemic in obesity and diabetes continues to grow.

 It has long been recognized that in mammals, variations in circulating lipoprotein profiles correlate with the risk of atherosclerosis and CHD. The clinical success of HMG-CoA reductase inhibitors, especially the statins, in reducing coronary events is based on the reduction of circulating low density lipoprotein cholesterol (LDL-C), levels of which correlate directly with
20 an increased risk for atherosclerosis. More recently, epidemiologic studies have demonstrated an inverse relationship between high density lipoprotein cholesterol (HDL-C) levels and atherosclerosis, leading to the conclusion that low serum HDL-C levels are associated with an increased risk for CHD.

 Metabolic control of lipoprotein levels is a complex and dynamic process
25 involving many factors. One important metabolic control in man is the cholesteryl ester transfer protein (CETP), a plasma glycoprotein that catalyzes the movement of cholesteryl esters from HDL to the apoB containing lipoproteins, especially VLDL (see Hesler, C.B., et. al. (1987) *Purification and characterization of human plasma cholesteryl ester transfer protein. J. Biol. Chem.* **262**(5), 2275-2282)). Under physiological conditions, the net reaction is a heteroexchange
30 in which CETP carries triglyceride to HDL from the apoB lipoprotein and transports cholesterol ester from HDL to the apoB lipoprotein.

 In humans, CETP plays a role in reverse cholesterol transport, the process whereby cholesterol is returned to the liver from peripheral tissues. Intriguingly, many animals do not possess CETP, including animals that have high HDL levels and are known to be resistant
35 to coronary heart disease, such as rodents (see Guyard-Dangremont, V., et. al., (1998) *Phospholipid and cholesteryl ester transfer activities in plasma from 14 vertebrate species. Relation to atherogenesis susceptibility, Comp. Biochem. Physiol. B Biochem. Mol. Biol.* **120**(3),

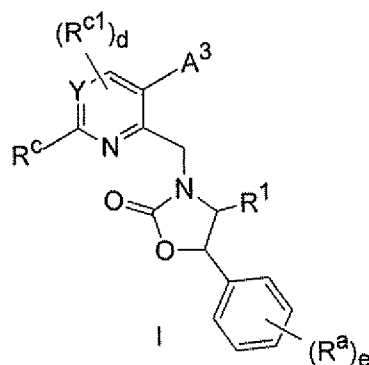
517-525). Numerous epidemiologic studies correlating the effects of natural variation in CETP activity with respect to coronary heart disease risk have been performed, including studies on a small number of known human null mutations (see Hirano, K.-I., Yamashita, S. and Matsuzawa, Y. (2000) *Pros and cons of inhibiting cholesteryl ester transfer protein*, *Curr. Opin. Lipidol.* **11**(6), 589-596). These studies have clearly demonstrated an inverse correlation between plasma HDL-C concentration and CETP activity (see Inazu, A., et. al. (2000) *Cholesteryl ester transfer protein and atherosclerosis*, *Curr. Opin. Lipidol.* **11**(4), 389-396), leading to the hypothesis that pharmacologic inhibition of CETP lipid transfer activity may be beneficial to humans by increasing levels of HDL-C while lowering LDL-C.

Despite the significant therapeutic advance that statins such as simvastatin and atorvastatin represent, statins only achieve a risk reduction of approximately one-third in the treatment and prevention of atherosclerosis and ensuing atherosclerotic disease events. Currently, few pharmacologic therapies are available that favorably raise circulating levels of HDL-C. Certain statins and some fibrates offer modest HDL-C gains. Niacin provides an effective therapy for raising HDL-C but suffers from patient compliance issues, due in part to side effects such as flushing. Drugs that inhibit CETP (CETP inhibitors) have been under development with the expectation that they will effectively raise HDL cholesterol levels and also reduce the incidence of atherosclerosis in patients. Torcetrapib was the first drug that was tested in a long-term outcomes clinical trial. The clinical trial of torcetrapib was terminated early due to a higher incidence of mortality in patients to whom torcetrapib and atorvastatin were administered concomitantly compared with patients who were treated with atorvastatin alone. The cause of the increased mortality is not completely understood, but it is not believed to be associated with the CETP inhibiting effects of the drug.

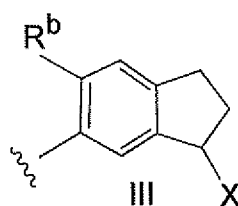
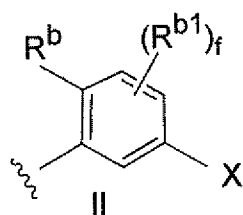
Two other drug candidates, dalcetrapib and anacetrapib, are currently being tested in Phase III clinical trials, including large scale outcomes trials. Data from the recently completed DEFINE Phase III trial of anacetrapib are promising. Patients who were treated with anacetrapib along with baseline statin therapy showed an increase of HDL-C of 138% and a decrease of LDL-C of 40% compared with patients who were treated with just a statin. See: *N. Engl. J. Med.* 2010; 363: 2406-15. The data in the DEFINE trial were sufficient to indicate that an increase in mortality for patients treated with anacetrapib is unlikely. Additional drug candidates are still being sought that may have properties that are advantageous compared with the CETP inhibitors that have so far been studied or are currently being studied. Such properties may include, for example, higher potency, reduced off-target activity, better pharmacodynamics, higher bioavailability, or a reduced food effect compared with many of the highly lipophilic compounds that have so far been studied. "Food effect" refers to the variability in exposure to the active drug that occurs depending on when the patient had last eaten, whether or not the drug is administered with food, and the fat content of the food.

SUMMARY OF THE INVENTION

The compound of Formula I, or a pharmaceutically acceptable salt thereof, is a potent CETP inhibitor, having the utilities described below:



In the compound of Formula I, A^3 is represented by Formula II or Formula III:



In the compound of Formula I:

Y is N or CH, where CH may be substituted with R^{c1} if R^{c1} is present in the structure and is not H;

R^1 is H, CF_3 , or C_{1-3} alkyl;

Each R^a is independently C_{1-3} alkyl optionally substituted with 1-5 halogens, $-OC_{1-3}$ alkyl optionally substituted with 1-5 halogens, halogen, $-CN$, or C_{3-4} cycloalkyl optionally substituted with 1-3 halogens;

R^c is (a) a 4-7 membered monocyclic heterocycle comprising one N which is bonded to the heteroaromatic ring to which R^c is connected, wherein the monocyclic heterocycle optionally comprises 1-3 double bonds, one carbonyl, and 1-3 additional heteroatom groups which are each independently N, O, S, $S(O)$, or $S(O)_2$, or (b) a 5-8 membered bicyclic heterocycle comprising one N which is bonded to the heteroaromatic ring to which R^c is connected, wherein the bicyclic heterocycle optionally comprises 1-3 double bonds, one carbonyl, and 1-3 additional heteroatom groups which are each independently N, O, S, $S(O)$, or $S(O)_2$, wherein R^c as defined in (a) or (b) is optionally substituted with 1-3 substituent groups which are independently halogen, $-OH$, $-CN$, C_{1-3} alkyl, or $-OC_{1-3}$ alkyl, wherein C_{1-3} alkyl and $-OC_{1-3}$ alkyl are optionally substituted with 1-3 halogens;

Each R^{c1} is independently C₁₋₃ alkyl, -OC₁₋₃ alkyl, or halogen, wherein alkyl in either case is optionally substituted with 1-5 halogens;

R^b is H, C₁₋₃ alkyl, -OC₁₋₃ alkyl, -OC₃₋₆ cycloalkyl, halogen, -CN, -NO₂, or -OH, wherein C₁₋₃ alkyl and -OC₁₋₃ alkyl are optionally substituted with 1-5 halogens, and
 5 -OC₃₋₆ cycloalkyl is optionally substituted with 1-3 halogens;

Each R^{b1} is independently C₁₋₃ alkyl, -OC₁₋₃ alkyl, or halogen, wherein C₁₋₃ alkyl and -OC₁₋₃ alkyl are optionally substituted with 1-5 halogens;

X is:

(a) (i) halogen, (ii) -C₁₋₄alkyl, (iii) -C₃₋₆cycloalkyl-Y or C₁₋₃alkyl-Y, wherein Y
 10 is -CN, -OH, or -OCH₃, or (iv) -phenyl which is substituted with 1-3 groups which are independently halogen, -CN, -OH, -C₁₋₄alkyl, -OC₁₋₄alkyl, or -C(=O)C₁₋₂alkyl, wherein alkyl and cycloalkyl in all uses are optionally substituted with 1-3 halogens;

(b) D¹, wherein D¹ is -CO₂H, -CO₂C₁₋₄alkyl, or -C(=O)NR²R³;

(c) -C₁₋₄alkyl-D¹, wherein alkyl is optionally substituted with 1-3 halogens;

15 (d) -C₃₋₆cycloalkyl-D¹, wherein cycloalkyl is optionally substituted with 1-2 groups which are independently -C₁₋₂ alkyl or halogen, wherein -C₁₋₂ alkyl is optionally substituted with 1-3 halogens;

(e) -C₃₋₆cycloalkyl-CH₂-D¹, wherein cycloalkyl is optionally substituted with 1-2 groups which are independently -C₁₋₂ alkyl or halogen, wherein -C₁₋₂ alkyl is optionally
 20 substituted with 1-3 halogens;

(f) -phenyl-D¹, wherein phenyl is optionally substituted with 1-3 substituents which are independently halogen, -CN, -OH, -CH₃, -CF₃, -OCH₃, or -OCF₃;

(g) -Het-D¹, wherein Het is a 5-6-membered heteroaromatic ring having 1-4 heteroatom groups which are each independently N, O, S, S(O), or S(O)₂, wherein Het is
 25 optionally substituted with 1-3 groups which are independently halogen, -CH₃, -CF₃, -OCH₃, or -OCF₃; or

(h) -C₁₋₂alkyl-Het, wherein Het is optionally substituted with 1-3 groups which are independently -CH₃, -CF₃, -OCH₃, -OCF₃ or halogen;

R² and R³ are each independently H or -C₁₋₃alkyl, or R² and R³ are optionally
 30 joined to form a bridging group having 3-5 carbons, thereby yielding a 4-6 membered cyclic amide group;

d is an integer from 0-2;

e is an integer from 0-3; and

f is an integer from 0-2.

35

It should be noted that in the definition of R^c above and in definitions of other heterocycles, when the definition includes 5-6-membered heterocycles that optionally have 1-3

double bonds, some of the heterocycles that have 2-3 double bonds are aromatic. They are still heterocycles as defined herein.

In the compound of Formula I, and in subgroups and other embodiments of the invention, alkyl groups and substituents based on alkyl groups, such as alkoxy, may be linear or
5 branched unless otherwise indicated.

In general, references to the compound(s) of formula I or to the compound(s) of the invention herein are meant to also include subsets of compounds of formula I as may be defined herein, and specifically also are meant to include the specific numbered examples provided herein.

10 DETAILED DESCRIPTION OF THE INVENTION

In further embodiments of the invention, the substituent groups defined above may have alternative values independently of one another, as written below. Such embodiments include pharmaceutically acceptable salts when such salts are possible.

15 In subgroups of the compounds, R¹ is H or C₁₋₃alkyl. In preferred subgroups, R¹ is CH₃.

In subgroups of the compounds, each R^a is independently CF₃, -OCF₃, CH₃, -OCH₃, halogen, -CN, or cyclopropyl which is optionally substituted with 1-3 halogens. In preferred subgroups, each R^a is independently CF₃, CH₃, -OCF₃, Cl, F, cyclopropyl, or -CN.

20 In subgroups of the compounds, R^c is (a) a 4-6 membered monocyclic heterocycle comprising one N which is bonded to the heteroaromatic ring to which R^c is connected, wherein the monocyclic heterocycle optionally comprises 1-2 double bonds, one carbonyl, and 1-2 additional heteroatom groups which are each independently O, N, or -S(O)₂-, or (b) a 6-7 membered bicyclic heterocycle comprising one N which is bonded to the
25 heteroaromatic ring to which R^c is connected, wherein the bicyclic heterocycle optionally comprises 1-2 double bonds, one carbonyl, and 1-2 additional heteroatom groups which are each independently N, O, or -S(O)₂-, wherein R^c as defined in (a) or (b) is optionally substituted with 1-2 substituent groups which are each independently halogen, -OH, CH₃, -OCH₃, CF₃, or -OCF₃.

30 In other subgroups of the compounds, R^c is (a) a 4-6 membered monocyclic heterocycle comprising one N which is bonded to the heteroaromatic ring to which R^c is connected, wherein the monocyclic heterocycle optionally comprises one carbonyl and 1 additional heteroatom group which is O, N, or -S(O)₂-; (b) a 5 membered monocyclic heteroaromatic ring comprising one N which is bonded to the heteroaromatic ring to which R^c is
35 connected, wherein the 5 membered monocyclic heteroaromatic ring optionally comprises 1 additional heteroatom group which is N; or (c) a 6-7 membered bicyclic heterocycle comprising one N which is bonded to the heteroaromatic ring to which R^c is connected, wherein the bicyclic

heterocycle optionally comprises 1 additional heteroatom group which is N or O; wherein R^c as defined in (a), (b), or (c) is optionally substituted with 1-2 substituent groups which are each independently F, -OH, CH₃, -OCH₃, CF₃, or -OCF₃.

In additional subgroups of compounds, R^c is azetidine, azetidinone, pyrrolidine, piperidine, morpholine, imidazole, pyrazole, isothiazolidine 1,1-dioxide, a morpholine ring comprising a methylene group bridging between two ring members, or a pyrrolidine ring comprising a fused cyclopropyl ring, wherein R^c is optionally substituted with 1-3 substituents which are each independently halogen, -OH, -CH₃, -OCH₃, -CF₃, or -OCF₃.

In preferred embodiments, R^c is optionally substituted with 1-2 substituents which are each independently F, -CH₃, -OH, or -OCH₃.

In subsets of the compounds of formula I, R^{c1} is independently CH₃, CF₃, -OCH₃, -OCF₃ or halogen. In further subgroups, each R^{c1} is independently -CH₃ or Br.

In further subsets of the compounds of formula I, R^b is H, C₁₋₃ alkyl, -OC₁₋₃ alkyl, -OC₃₋₆ cycloalkyl, or halogen, wherein C₁₋₃ alkyl, -OC₁₋₃ alkyl, and -OC₃₋₆ cycloalkyl are optionally substituted with 1-3 halogens. In preferred subgroups, R^b is H, -C₁₋₂ alkyl, -OCH₃, Cl, F, or -O-cyclopropyl.

In further subgroups of the compounds of formula I, each R^{b1} is independently halogen, CF₃, or CH₃. In preferred subgroups, R^{b1} is F.

In additional embodiments of the invention, X is as provided in the two descriptions below. Individual choices for X as provided below can be substituted for the corresponding choices for X above or in the other list below, so that for example, (a) in the definition of X in either list below can replace (a) in the other list below or in the definition of X provided above. The same is true for selections (b) (c), (d), (e), (f), (g) and (h).

In one embodiment or set of embodiments, X is:

(a) (i) Cl, (ii) -C₂₋₄alkyl, (iii) -C₅₋₆cycloalkyl-Y or -C₁₋₃alkyl-Y wherein Y is -CN, -OH, or -OCH₃, or (iv) -phenyl which is substituted with 1-3 groups which are independently halogen, -CN, -OH, -C₁₋₄alkyl, -OC₁₋₄alkyl, or -C(=O)C₁₋₂alkyl, wherein alkyl and cycloalkyl in all occurrences are optionally substituted with 1-3 halogens;

(b) D¹, wherein D¹ is -CO₂H, -CO₂C₁₋₄alkyl, or -C(=O)NR²R³;

(c) -C₁₋₄alkyl-D¹, wherein alkyl is optionally substituted with 1-3 F;

(d) -C₃₋₆cycloalkyl-D¹, wherein cycloalkyl is optionally substituted with 1-2 groups which are independently -CH₃, CF₃, or halogen;

(e) -C₃₋₆cycloalkyl-CH₂-D¹, wherein cycloalkyl is optionally substituted with 1-2 groups which are independently -CH₃, CF₃, or halogen;

(f) -phenyl-D¹, wherein phenyl is optionally substituted with 1-3 substituent groups which are independently halogen, -CH₃, -CF₃, -OCH₃, or -OCF₃;

(g) -HET(1)-D¹, wherein HET(1) is a 5-6 membered heteroaromatic ring having 1-2 heteroatom groups which are independently N, O, S, S(O), or S(O)₂, wherein HET(1) is optionally substituted with 1-3 substituents which are independently halogen, -CH₃, -CF₃, -OCH₃, or -OCF₃; or

5 (h) -(CH₂)₁₋₂-HET(2), wherein HET(2) is a 5-membered heteroaromatic ring having 2-4 heteroatom groups which are N, O, or S, wherein HET(2) is optionally substituted with 1-2 groups which are independently -CH₃ or halogen.

10 In another embodiment or set of embodiments, X is as listed below, and the individual choices for X as provided below can be substituted for the corresponding choices for X above, as explained previously, so that for example (a) in the list below can replace (a) under earlier definitions of X above. The same is true for selections (b) (c), (d), (e), (f), (g) and (h).

X is:

15 (a) Cl, -CH₂CN, -(CH₂)₁₋₃OH, -(CH₂)₁₋₃OCH₃, -CH(CH₃)₂ optionally substituted with 1-3 F and one -OH, -cyclopentyl-OH, -cyclohexyl-CN, or phenyl substituted with 2 substituents which are -OH and -C(=O)CH₃;

(b) D¹, wherein D¹ is -CO₂H or -CO₂C₁₋₄alkyl;

(c) -C₁₋₄alkyl-D², wherein D² is -CO₂H, -CO₂C₁₋₄alkyl, or -C(=O)NR²R³;

(d) -C₃₋₆cycloalkyl-D²;

20 (e) -C₃₋₆cycloalkyl-CH₂-D¹;

(f) -phenyl-D¹, wherein phenyl is optionally substituted with 1-3 substituent groups which are independently halogen or -CH₃;

(g) -HET(1)-D¹, wherein HET(1) is a 5-6 membered heteroaromatic ring having 1-2 heteroatoms which are independently N, O, or S, wherein HET(1) is optionally substituted with 1-3 substituents which are independently halogen, -CH₃, -CF₃, -OCH₃, or -OCF₃; or

25 (h) -(CH₂)₁₋₂-HET(2), wherein HET(2) is a 5-membered heteroaromatic ring having 2-4 N atoms, wherein HET(2) is optionally substituted with 1-2 groups which are independently -CH₃ or halogen.

30 In preferred embodiments, HET(1) as defined above is isoxazole, pyrazole, pyrazine, thiophene, furan, thiazole, pyrrole, pyridine, or imidazole.

In preferred embodiments, HET(2) is triazole, tetrazole, or imidazole.

In other embodiments, e is an integer from 1-3.

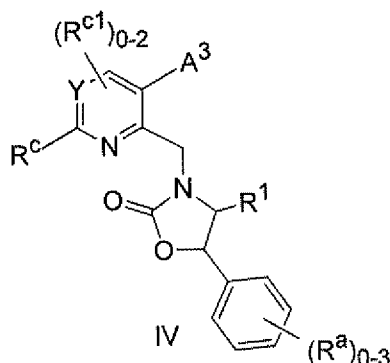
In other embodiments, d is 0 or 1.

In other embodiments, d is 0.

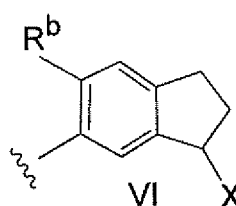
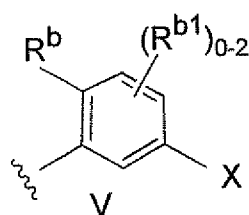
35 In other embodiments, f is 0 or 1.

In other embodiments, f is 0.

In an alternative embodiment, the invention is defined as a compound having Formula IV, as described below, including pharmaceutically acceptable salts:



wherein A^3 has a structure which has Formula V or Formula VI:



wherein Y is N or CH, wherein CH may be substituted with R^{c1} if R^{c1} is present in the structure;

R^1 is H or C_{1-3} alkyl;

Each R^a is independently CF_3 , CH_3 , halogen, or CN;

R^c is a 4-7 membered saturated cyclic amine group containing one N which is attached to the heteroaromatic ring of formula I through the N, wherein R^c is optionally substituted with 1-3 substituent groups which are independently halogen, C_{1-3} alkyl, or $-OC_{1-3}$ alkyl, wherein C_{1-3} alkyl and $-OC_{1-3}$ alkyl are optionally substituted with 1-3 halogens;

Each R^{c1} is independently C_{1-3} alkyl or halogen;

R^b is H, C_{1-3} alkyl, $-OC_{1-3}$ alkyl, $-OC_{3-6}$ cycloalkyl, or halogen, wherein C_{1-3} alkyl and $-OC_{1-3}$ alkyl are optionally substituted with 1-3 halogens, and $-OC_{3-6}$ cycloalkyl is optionally substituted with 1-2 groups which are each independently halogen, CF_3 , or CH_3 ;

Each R^{b1} is independently halogen, CF_3 , or CH_3 ;

X is:

(a) halogen;

(b) D¹, wherein D¹ is selected from the group consisting of H, -CN, -OH, -OC₁₋₃alkyl wherein alkyl is optionally substituted with 1-3 halogens, -CO₂H, -CO₂C₁₋₅alkyl wherein alkyl is optionally substituted with 1-3 halogens, and -C(=O)NR²R³;

(c) -C₁₋₅alkyl-D¹;

(d) -C₃₋₆cycloalkyl-D², wherein cycloalkyl is optionally substituted with 1-2 groups independently selected from -C₁₋₂alkyl and halogen; wherein D² is selected from D¹, -C₁₋₄alkyl-CO₂H, and -C₁₋₄alkyl-CO₂C₁₋₄alkyl, wherein alkyl is optionally substituted with 1-3 halogens;

(e) -phenyl-D², wherein phenyl is optionally substituted with 1-3 substituents independently selected from halogen, -CN, -OH, -C₁₋₄alkyl, -OC₁₋₄alkyl, and -C(=O)C₁₋₂alkyl;

(f) -phenyl optionally substituted with 1-3 groups independently selected from halogen, -CN, -OH, -C₁₋₄alkyl, -OC₁₋₄alkyl, and -C(=O)C₁₋₂alkyl; or

(g) -C₀₋₂alkyl-Het-D², wherein Het is a 5-6-membered heteroaromatic ring

having 1-4 heteroatoms independently selected from N, S and O, wherein Het is optionally substituted with 1-3 groups independently selected from halogen, -C₁₋₃alkyl optionally substituted with 1-3 halogens, and -OC₁₋₃alkyl optionally substituted with 1-3 halogens, and

R² and R³ are independently selected from the group consisting of H and -C₁₋₃alkyl, or R² and R³ are joined to form a bridging group having 3-5 carbons, thereby yielding a 4-6 membered cyclic amine group when R² and R³ are attached to the same N atom.

Definitions and Abbreviations

"Ac" is acetyl, which is CH₃C(=O)-.

"Alkyl" means saturated carbon chains which may be linear or branched or combinations thereof, unless the carbon chain is defined otherwise. Other groups having the prefix "alk", such as alkoxy and alkanoyl, also may be linear or branched or combinations thereof, unless the carbon chain is defined otherwise. Examples of alkyl groups include methyl, ethyl, propyl, isopropyl, n-butyl, sec-butyl, tert-butyl, pentyl, hexyl, heptyl, octyl, nonyl, and the like.

"Alkylene" groups are alkyl groups that are difunctional rather than monofunctional. For example, methyl is an alkyl group and methylene (-CH₂-) is the corresponding alkylene group. Alkyl groups that are shown as difunctional are alkylene groups, even if they are referred to as alkyl groups.

"Alkenyl" means carbon chains which contain at least one carbon-carbon double bond, and which may be linear or branched or combinations thereof. Examples of alkenyl include vinyl, allyl, isopropenyl, pentenyl, hexenyl, heptenyl, 1-propenyl, 2-butenyl, 2-methyl-2-butenyl, and the like.

"Alkynyl" means carbon chains which contain at least one carbon-carbon triple bond, and which may be linear or branched or combinations thereof. Examples of alkynyl include ethynyl, propargyl, 3-methyl-1-pentynyl, 2-heptynyl and the like.

"Cycloalkyl" means a saturated carbocyclic ring having from 3 to 8 carbon atoms, unless otherwise stated. The term also includes a cycloalkyl ring fused to an aryl group. Examples of cycloalkyl include cyclopropyl, cyclopentyl, cyclohexyl, cycloheptyl, and the like. "Cycloalkenyl" means a non-aromatic carbocyclic ring having one or more double binds.

"Aryl" when used to describe a substituent or group in a structure means a monocyclic or bicyclic compound in which the rings are aromatic and which contain only carbon ring atoms. The term "aryl" can also refer to an aryl group that is fused to a cycloalkyl or heterocycle. Preferred "aryls" are phenyl and naphthyl. Phenyl is generally the most preferred aryl group.

"Heterocyclyl," "heterocycle," and "heterocyclic" means a fully or partially saturated or aromatic 5-7 membered ring containing 1 or more heteroatom groups independently selected from N, S, O, S(O), S(O)₂, and (N)R and optionally having 1-3 double bonds unless otherwise stated, where R is H or alkyl. In general, when the terms are used herein, they will include the number of ring members, the number of double bonds (if any), and the specific heteroatoms. The heterocycles in some cases will be aromatic, depending on the number of double bonds (e.g. 6-membered ring with 3 double bonds). S(O), S(O)₂, and N(R) are referred to as heteroatom groups, and each heteroatom group is counted as one ring member, as is also the case for N, S, and O.

"Benzoheterocycle" represents a phenyl ring fused to a 5-7-membered heterocyclic ring having 1-2 heteroatoms, each of which is O, N, S, or (NR) wherein the heterocyclic ring optionally has 1-3 double bonds, and R is as defined above. Examples include indole, benzofuran, 2,3-dihydrobenzofuran and quinoline.

"AIBN" is azobisisobutyronitrile.

"BISPIN" is bis(pinacolato)diboron.

"Celite®" is a trade name for diatomaceous earth. Celite® 521 is the name of a specific product for laboratory use.

"CV" is a column volume (volume of a chromatography column).

"DIPEA" is diisopropylethylamine.

"DCM" is dichloromethane.

"DEA" is diethylamine.

"DMF" is N,N-dimethylformamide.

"DMSO" is dimethyl sulfoxide.

"ETOAc" is ethyl acetate.

"Halogen" includes fluorine, chlorine, bromine and iodine.

"HOBT" is 1-Hydroxybenzotriazole.

"HPLC" is high pressure liquid chromatography.

"IPAC" is isopropyl acetate.

"LCMS" is liquid chromatography mass spectrometry.

5 "Me" represents methyl.

"MeOH" is methanol.

"MsCL" is methanesulfonyl chloride.

"mCPBA" is meta-chloroperoxybenzoic acid.

"NaHMDS" is sodium hexamethyldisilazide.

10 "NCS" is N-chlorosuccinimide.

"NMP" is N-methyl-2-pyrrolidone.

"r.b.f." is a round bottom flask.

"RP" means reverse phase.

"r.t." and "RT" are abbreviations for room temperature.

15 "SFC" is supercritical fluid chromatography.

"SM" is starting material

"S-Phos" is 2-Dicyclohexylphosphino-2',6'-dimethoxybiphenyl (CAS#
657408-07-6).

"TEA" is triethylamine.

20 "TFA" is trifluoroacetic acid.

"THF" is tetrahydrofuran.

"TLC" is thin layer chromatography.

"uw" is microwave.

25 The term "composition," as in pharmaceutical composition, is intended to encompass a product comprising the active ingredient(s) and the inert ingredient(s) that make up the carrier, as well as any product which results, directly or indirectly, from combination, complexation or aggregation of any two or more of the ingredients, or from dissociation of one or more of the ingredients, or from other types of reactions or interactions of one or more of the ingredients. Accordingly, the pharmaceutical compositions of the present invention encompass
30 any composition made by admixing a compound of the present invention and a pharmaceutically acceptable carrier.

The substituent "tetrazole" means a 2H-tetrazol-5-yl substituent group and tautomers thereof.

35 Optical Isomers - Diastereomers - Geometric Isomers - Tautomers

The compounds disclosed herein generally have at least two asymmetric centers, and can thus occur as pure stereoisomers and as mixtures of stereoisomers, including racemates,

racemic mixtures, single enantiomers, mixtures of enantiomers, diastereomeric mixtures and individual diastereomers. Different stereoisomers having the same 2-dimensional chemical structure may have different levels of activity with respect to CETP inhibition, so that some stereoisomers may have higher activity than others. The compounds that are potent inhibitors of CETP may have utility in patients for raising HDL-C, lowering LDL-C, treating dyslipidemia, and for preventing, treating or delaying the onset of conditions that are related to atherosclerosis. Stereoisomers that have little or no activity may have utility as research tools for better understanding CETP inhibition. All stereoisomers of the claimed compounds thus have utility. The compounds of Formula I may also occur as atropisomers (rotamers), which may be observable by NMR spectroscopy, and in some cases may be stable enough to conversion to other atropisomers that they can be isolated and assayed.

Salts

The term "pharmaceutically acceptable salts" refers to salts prepared from pharmaceutically acceptable non-toxic bases or acids including inorganic or organic bases and inorganic or organic acids. Salts derived from inorganic bases include aluminum, ammonium, calcium, copper, ferric, ferrous, lithium, magnesium, manganic salts, manganous, potassium, sodium, zinc, and the like. Particularly preferred are the ammonium, calcium, magnesium, potassium, and sodium salts. Salts in the solid form may exist in more than one crystal structure, and may also be in the form of hydrates. Salts derived from pharmaceutically acceptable organic non-toxic bases include salts of primary, secondary, and tertiary amines, substituted amines including naturally occurring substituted amines, cyclic amines, and basic ion exchange resins, such as arginine, betaine, caffeine, choline, N,N'-dibenzylethylenediamine, diethylamine, 2-diethylaminoethanol, 2-dimethylaminoethanol, ethanolamine, ethylamine, ethylenediamine, N-ethyl-morpholine, N-ethylpiperidine, glucamine, glucosamine, histidine, hydrabamine, isopropylamine, lysine, methylglucamine, morpholine, piperazine, piperidine, polyamine resins, procaine, purines, theobromine, triethylamine, triethanolamine, trimethylamine, tripropylamine, tromethamine, and the like.

When the compound of the present invention is basic, salts may be prepared from pharmaceutically acceptable non-toxic acids, including inorganic and organic acids. Such acids include acetic, adipic, ascorbic, benzenesulfonic, benzoic, camphorsulfonic, citric, diethylacetic, ethanesulfonic, formic, fumaric, gluconic, glutamic, hydrobromic, hydrochloric, isethionic, isonicotinic, lactic, maleic, malic, malonic, mandelic, methanesulfonic, mucic, naphthalendisulfonic, nitric, oxalic, pamoic, pantothenic, phenylpropionic, phosphoric, pimelic, pivalic, propionic, salicylic, succinic, sulfuric, sulfaminic, tartaric, p-toluenesulfonic acid, trifluoroacetic and the like. Particularly preferred are citric, hydrobromic, hydrochloric, maleic, phosphoric, sulfuric, and tartaric acids.

It will be understood that, as used herein, references to the compounds of the invention are also meant to be references to the compounds of Formula I and to the examples, and are meant to also include the pharmaceutically acceptable salts, where such salts are possible.

5 Prodrugs

Prodrugs, which are compounds that are converted to the compound of Formula I as they are being administered to a patient or after they have been administered to a patient, are also compounds of this invention in the sense that they provide the claimed pharmaceutically active drug moiety to the patient.

10

Utilities

The compounds disclosed herein, including pharmaceutically acceptable salts thereof, are potent inhibitors of CETP. The compounds are therefore useful in treating mammalian patients, preferably human patients, having diseases and conditions that are treated by inhibition of CETP.

15

One aspect of the present invention provides a method for treating or reducing the risk of developing a disease or condition that may be treated or prevented by inhibition of CETP by administering a therapeutically effective amount of the compound of Formula I to a patient in need of treatment. The patient is a human or mammal, but is most often a human. A “therapeutically effective amount” is the amount of compound that is effective in obtaining a desired clinical outcome in the treatment of a specific disease.

20

Diseases or conditions that may be treated with the compounds of this invention, or which the patient may have a reduced risk of developing as a result of being treated with the compounds of this invention, include: atherosclerosis, peripheral vascular disease, dyslipidemia, hyperbetalipoproteinemia, hypoalphalipoproteinemia, hypercholesterolemia, hypertriglyceridemia, familial-hypercholesterolemia, cardiovascular disorders, angina, ischemia, cardiac ischemia, stroke, myocardial infarction, reperfusion injury, angioplastic restenosis, hypertension, vascular complications of diabetes, obesity, endotoxemia, and metabolic syndrome.

25

The compounds disclosed herein are particularly effective in raising HDL-C and/or increasing the ratio of HDL-C to LDL-C. The compounds may also be effective in reducing LDL-C, and may be effective in treating dyslipidemia. These changes in HDL-C and LDL-C may be beneficial in treating atherosclerosis, reducing or reversing the development of atherosclerosis, reducing the risk of developing atherosclerosis, or preventing atherosclerosis. The compounds disclosed herein are thus expected to be beneficial in treating atherosclerosis, reducing or reversing the development of atherosclerosis, reducing the risk of developing atherosclerosis, and preventing atherosclerosis.

30

35

Likely indications for atherosclerosis and dyslipidemia using the compounds described herein are written below, where the drug product is titled "CETP inhibitor:"

Atherosclerosis. In patients at high risk of cardiovascular events because of existing coronary, cerebrovascular, or peripheral vascular disease, CETP inhibitor co-administered with an HMG-CoA reductase inhibitor is indicated to reduce the risk of coronary mortality, myocardial infarction, coronary revascularization procedures, ischemic stroke, and cardiovascular death.

Dyslipidemia. CETP inhibitor co-administered with a statin is indicated to reduce elevated LDL-C, apolipoprotein B (ApoB), lipoprotein a (Lp(a)), non-HDL-C, and total cholesterol; and increase HDL-C and apolipoprotein A-1 (Apo A-1) in patients with mixed or primary dyslipidemia.

Administration and Dose Ranges

Any suitable route of administration may be employed for providing a mammal, especially a human, with an effective dose of the compound of the present invention. For example, oral, rectal, topical, parenteral, ocular, pulmonary, nasal, and the like may be employed. Dosage forms include tablets, troches, dispersions, suspensions, solutions, capsules, creams, ointments, aerosols, and the like. Preferably the compound of Formula I is administered orally.

When treating the diseases for which the compound of Formula I is indicated, generally satisfactory results are expected when the compound of the present invention is administered at a daily dosage of from about 0.1 milligram to about 1000 milligram in one dose daily or divided into more than one dose per day.

Oral administration will usually be carried out using tablets. Examples of doses in tablets include 0.1 mg, 0.5 mg, 1 mg, 2 mg, 5 mg, 10 mg, 25 mg, 50 mg, 60 mg, 70 mg, 80 mg, 90 mg, 100 mg, 110 mg, 120 mg, 130 mg, 140 mg, 150 mg, 160 mg, 170 mg, 180 mg, 190 mg, 200 mg, 210 mg, 220 mg, 230 mg, 240 mg, 250 mg, 300 mg, 350 mg, 400 mg, 450 mg, 500 mg, and 1000 mg. Other oral forms can also have the same dosages (e.g. capsules). A preferred dose is in the range of 50-200 mg.

Pharmaceutical Compositions

Another aspect of the present invention provides pharmaceutical compositions which comprise the compound of Formula I and a pharmaceutically acceptable carrier. The pharmaceutical compositions of the present invention comprise the compound of Formula I or a pharmaceutically acceptable salt as an active ingredient, as well as a pharmaceutically acceptable carrier and optionally other therapeutic ingredients. The term "pharmaceutically acceptable salts" refers to salts prepared from pharmaceutically acceptable non-toxic bases or acids including inorganic bases or acids and organic bases or acids. A pharmaceutical composition may also

comprise a prodrug, or a pharmaceutically acceptable salt thereof, if a prodrug is administered. A pharmaceutical composition may also consist essentially of the compound of Formula I, or a pharmaceutically acceptable salt of the compound, and a pharmaceutically acceptable carrier, without other thereapeutic ingredients.

5 Pharmaceutical compositions may be formulated to be suitable for oral, rectal, topical, parenteral (including subcutaneous, intramuscular, and intravenous), ocular (ophthalmic), pulmonary (nasal or buccal inhalation), or nasal administration, although the most suitable route in any given case will depend on the nature and severity of the conditions being treated and on the nature of the active ingredient. They may be conveniently presented in unit
10 dosage form and prepared by any of the methods well-known in the art of pharmacy.

 In practical use, the compound of Formula I can be combined as the active ingredient in intimate admixture with a pharmaceutical carrier according to conventional pharmaceutical compounding techniques. The carrier may take a wide variety of forms depending on the form of preparation desired for administration, e.g., oral or parenteral
15 (including intravenous). In preparing the compositions for oral dosage form, any of the usual pharmaceutical media may be employed, such as, for example, water, glycols, oils, alcohols, flavoring agents, preservatives, coloring agents and the like in the case of oral liquid preparations, such as, for example, suspensions, elixirs and solutions; or carriers such as starches, sugars, microcrystalline cellulose, diluents, granulating agents, lubricants, binders, disintegrating
20 agents and the like in the case of oral solid preparations such as, for example, powders, hard and soft capsules and tablets, with the solid oral preparations being preferred over the liquid preparations.

 Because of their ease of administration, tablets and capsules represent the most advantageous oral dosage unit form in which case solid pharmaceutical carriers are obviously
25 employed. If desired, tablets may be coated by standard aqueous or nonaqueous techniques. Such compositions and preparations should contain at least 0.1 percent of active compound. The percentage of active compound in these compositions may, of course, be varied and may conveniently be between about 2 percent to about 60 percent of the weight of the unit. The amount of active compound in such therapeutically useful compositions is such that an effective
30 dosage will be obtained. The active compound can also be administered intranasally as, for example, liquid drops or spray.

 The tablets, pills, capsules, and the like may also contain a binder such as gum tragacanth, acacia, corn starch or gelatin; excipients such as dicalcium phosphate; a disintegrating agent such as corn starch, potato starch, alginic acid; a lubricant such as
35 magnesium stearate; and a sweetening agent such as sucrose, lactose or saccharin. When a dosage unit form is a capsule, it may contain, in addition to materials of the above type, a liquid carrier such as a fatty oil.

Various other materials may be present as coatings or to modify the physical form of the dosage unit. For instance, tablets may be coated with shellac, sugar or both. A syrup or elixir may contain, in addition to the active ingredient, sucrose as a sweetening agent, methyl and propylparabens as preservatives, a dye and a flavoring such as cherry or orange flavor.

5 The Compound of formula I may also be administered parenterally. Solutions or suspensions of the compound can be prepared in water suitably mixed with a surfactant such as hydroxypropylcellulose. Dispersions can also be prepared in glycerol, liquid polyethylene glycols and mixtures thereof in oils. Under ordinary conditions of storage and use, these preparations contain a preservative to prevent the growth of microorganisms.

10 The pharmaceutical forms suitable for injectable use include sterile aqueous solutions or dispersions and sterile powders for the extemporaneous preparation of sterile injectable solutions or dispersions. In all cases, the form must be sterile and must be fluid to the extent that easy syringability exists. It must be stable under the conditions of manufacture and storage and must be preserved against the contaminating action of microorganisms such as
15 bacteria and fungi. The carrier can be a solvent or dispersion medium containing, for example, water, ethanol, polyol (e.g. glycerol, propylene glycol and liquid polyethylene glycol), suitable mixtures thereof, and vegetable oils.

Combination Therapy

20 The compound of Formula I, including pharmaceutically acceptable salts, may be used in combination with other drugs that may also be useful in the treatment or amelioration of the diseases or conditions for which the compound of Formula I is useful. Such other drugs may be administered, by a route and in an amount commonly used therefor, contemporaneously or sequentially with the compound of Formula I. When the compound of Formula I is used
25 contemporaneously with one or more other drugs, a pharmaceutical composition in unit dosage form containing such other drugs and the compound of Formula I is preferred. However, the combination therapy also includes therapies in which the compound of Formula I and one or more other drugs are administered concomitantly, on the same or different schedules.

When oral formulations are used, the drugs may be combined into a single
30 combination tablet or other oral dosage form, or the drugs may be packaged together as separate tablets or other oral dosage forms. It is also contemplated that when used in combination with one or more other active ingredients, the compound of the present invention and the other active ingredients may be used in lower doses than when each is used singly. Accordingly, the pharmaceutical compositions of the present invention include those that contain one or more
35 other active ingredients, in addition to a compound of Formula I.

Examples of other active ingredients that may be administered in combination with a compound of this invention (e.g. Formula I), and either administered separately or in the

same pharmaceutical composition, include, but are not limited to, other compounds which improve a patient's lipid profile, such as (i) HMG-CoA reductase inhibitors, (which are generally statins, including simvastatin and lovastatin which are marketed as ZOCOR® and MEVACOR® in lactone pro-drug form and function as inhibitors after administration, and pharmaceutically acceptable salts of dihydroxy open ring acid HMG-CoA reductase inhibitors such as atorvastatin (particularly the calcium salt sold in LIPITOR®), rosuvastatin (particularly the calcium salt sold in CRESTOR®), pravastatin (particularly the sodium salt sold in PRAVACHOL®), and fluvastatin (particularly the sodium salt sold in LESCOL®); rivastatin, pitavastatin, and other statins), (ii) bile acid sequestrants (cholestyramine, colestipol, dialkylaminoalkyl derivatives of a cross-linked dextran, Colestid®, LoCholest®, (iii) niacin and related compounds, such as nicotinyl alcohol, nicotinamide, and nicotinic acid or a salt thereof, (iv) PPAR α agonists, such as gemfibrozil and fenofibric acid derivatives (fibrates), including clofibrate, fenofibrate, bezafibrate, ciprofibrate, and etofibrate, (v) cholesterol absorption inhibitors, such as stanol esters, beta-sitosterol, sterol glycosides such as tiqueside; and azetidinones, such as ezetimibe, (vi) acyl CoA:cholesterol acyltransferase (ACAT) inhibitors, such as avasimibe and melinamide, and including selective ACAT-1 and ACAT-2 inhibitors and dual inhibitors, (vii) phenolic anti-oxidants, such as probucol, (viii) microsomal triglyceride transfer protein (MTP)/ApoB secretion inhibitors, (ix) anti-oxidant vitamins, such as vitamins C and E and beta carotene, (x) thyromimetics, (xi) LDL (low density lipoprotein) receptor inducers, (xii) platelet aggregation inhibitors, for example glycoprotein IIb/IIIa fibrinogen receptor antagonists and aspirin, (xiii) vitamin B12 (also known as cyanocobalamin), (xiv) folic acid or a pharmaceutically acceptable salt or ester thereof, such as the sodium salt and the methylglucamine salt, (xv) FXR and LXR ligands, including both inhibitors and agonists, (xvi) agents that enhance ABCA1 gene expression, and (xvii) ileal bile acid transporters.

Preferred classes of therapeutic compounds that can be used with the compounds of this invention for uses described above, such as improving a patient's lipid profile (i.e. raising HDL-C and lowering LDL-C) and for treating, preventing, or reducing the risk of developing atherosclerosis, include one or both of statins and cholesterol absorption inhibitors. Particularly preferred are combinations of the compounds of this invention with a statin, with ezetimibe, or with both a statin and ezetimibe. Statins that may be used in these combinations include simvastatin, lovastatin, rosuvastatin, pravastatin, fluvastatin, atorvastatin, rivastatin, and pitavastatin. Preferred statins for use in combination therapy include simvastatin, atorvastatin, and rosuvastatin. Preferred combinations include combinations of a CETP inhibitor as disclosed herein and one or more cholesterol reducing agents, such as (a) atorvastatin; (b) simvastatin; (c) rosuvastatin; (d) ezetimibe; (e) atorvastatin and ezetimibe; (f) simvastatin and ezetimibe; or (g) rosuvastatin and ezetimibe.

Finally the compound of this invention can be used with compounds that are useful for treating other diseases, such as diabetes, hypertension and obesity, as well as other anti-atherosclerotic compounds. Such combinations may be used to treat one or more of such diseases as diabetes, obesity, atherosclerosis, and dyslipidemia, or more than one of the diseases associated with metabolic syndrome. The combinations may exhibit synergistic activity in treating these diseases, allowing for the possibility of administering reduced doses of active ingredients, such as doses that otherwise might be sub-therapeutic.

Examples of other active ingredients that may be administered in combination with a compound of this invention include, but are not limited to, compounds that are primarily anti-diabetic compounds, including:

- (a) PPAR gamma agonists and partial agonists, including glitazones and non-glitazones (e.g. pioglitazone, englitazone, MCC-555, rosiglitazone, balaglitazone, netoglitazone, T-131, LY-300512, and LY-818);
- (b) biguanides such as metformin and phenformin;
- (c) protein tyrosine phosphatase-1B (PTP-1B) inhibitors;
- (d) dipeptidyl peptidase IV (DP-IV) inhibitors, including sitagliptin, vildagliptin, saxagliptin, alogliptin, linagliptin, dutogliptin, and gemigliptin;
- (e) insulin or insulin mimetics, such as for example insulin lispro, insulin glargine, insulin zinc suspension, and inhaled insulin formulations;
- (f) sulfonylureas, such as tolbutamide, glipizide, glimepiride, acetohexamide, chlorpropamide, glibenclamide, and related materials;
- (g) α -glucosidase inhibitors (such as acarbose, adiposine; camiglibose; emiglitate; miglitol; voglibose; pradimicin-Q; and salbostatin);
- (h) PPAR α/γ dual agonists, such as muraglitazar, tesaglitazar, farglitazar, and naveglitazar;
- (i) PPAR δ agonists such as GW501516 and those disclosed in WO97/28149;
- (j) glucagon receptor antagonists;
- (k) GLP-1; GLP-1 derivatives; GLP-1 analogs, such as exendins, such as for example exenatide (Byetta); and non-peptidyl GLP-1 receptor agonists;
- (l) GIP-1; and
- (m) Non-sulfonylurea insulin secretagogues, such as the meglitinides (e.g. nateglinide and repaglinide).

Preferred combinations with antidiabetic compounds include combinations of the compounds disclosed herein with DP-IV inhibitors (sitagliptin, alogliptin, vildagliptin, saxagliptin, linagliptin, dutogliptin, or gemigliptin), combinations with biguanides, and combinations with both a DP-IV inhibitor and a biguanide. The preferred DP-IV inhibitor is sitagliptin, and the preferred biguanide is metformin.

These other active ingredients that may be used in combination with the current invention also include antiobesity compounds, including 5-HT(serotonin) inhibitors, neuropeptide Y5 (NPY5) inhibitors, melanocortin 4 receptor (Mc4r) agonists, cannabinoid receptor 1 (CB-1) antagonists/inverse agonists, and β 3 adrenergic receptor agonists. These are listed in more detail later in this section.

These other active ingredients also include active ingredients that are used to treat inflammatory conditions, such as aspirin, non-steroidal anti-inflammatory drugs, glucocorticoids, azulfidine, and selective cyclooxygenase-2 (COX-2) inhibitors, including etoricoxib, celecoxib, rofecoxib, and Bextra.

Antihypertensive compounds may also be used advantageously in combination therapy with the compounds of this invention. Examples of antihypertensive compounds that may be used with the compounds of this invention include (1) angiotensin II antagonists, such as candesartan, eprosartan, irbesartan, losartan, olmesartan, telmisartan, and valsartan; (2) angiotensin converting enzyme inhibitors (ACE inhibitors), such as alacepril, benazepril, captopril, ceronapril, cilazapril, delapril, enalapril, enalaprilat, fosinopril, imidapril, lisinopril, moexepiril, moveltipril, perindopril, quinapril, ramipril, spirapril, temocapril, ortrandolapril; (3) calcium channel blockers such as nifedipine and diltiazam; and (4) endothelin antagonists.

Preferred antihypertensives that may be used in combination with the CETP inhibitors disclosed herein include one or more of an angiotensin II antagonist (losartan), an ACE inhibitor (enalapril or captopril), and hydrochlorothiazide.

Anti-obesity compounds may be administered in combination with the compounds of this invention, including: (1) growth hormone secretagogues and growth hormone secretagogue receptor agonists/antagonists, such as NN703 and hexarelin; (2) protein tyrosine phosphatase-1B (PTP-1B) inhibitors; (3) cannabinoid receptor ligands, such as cannabinoid CB1 receptor antagonists or inverse agonists, such as rimonabant (Sanofi Synthelabo), AMT-251, and SR-14778 and SR 141716A (Sanofi Synthelabo), SLV-319 (Solvay), BAY 65-2520 (Bayer); (4) anti-obesity serotonergic agents, such as fenfluramine, dexfenfluramine, phentermine, and sibutramine; (5) β 3-adrenoreceptor agonists, such as AD9677/TAK677 (Dainippon/Takeda), CL-316,243, SB 418790, BRL-37344, L-796568, BMS-196085, BRL-35135A, CGP12177A, BTA-243, Trecadrine, Zeneca D7114, and SR 59119A; (6) pancreatic lipase inhibitors, such as orlistat (Xenical®), Triton WR1339, RHC80267, lipstatin, tetrahydrolipstatin, teasaponin, and diethylumbelliferyl phosphate; (7) neuropeptide Y1 antagonists, such as BIBP3226, J-115814, BIBO 3304, LY-357897, CP-671906, and GI-264879A; (8) neuropeptide Y5 antagonists, such as GW-569180A, GW-594884A, GW-587081X, GW-548118X, FR226928, FR 240662, FR252384, 1229U91, GI-264879A, CGP71683A, LY-377897, PD-160170, SR-120562A, SR-120819A and JCF-104; (9) melanin-concentrating hormone (MCH) receptor antagonists; (10) melanin-concentrating hormone 1 receptor (MCH1R) antagonists, such as T-226296 (Takeda);

(11) melanin-concentrating hormone 2 receptor (MCH2R) agonist/antagonists; (12) orexin-1 receptor antagonists, such as SB-334867-A; (13) melanocortin agonists, such as Melanotan II; (14) other Mc4r (melanocortin 4 receptor) agonists, such as CHIR86036 (Chiron), ME-10142, and ME-10145 (Melacure), CHIR86036 (Chiron); PT-141, and PT-14 (Palatin); (15) 5HT-2 agonists; (16) 5HT2C (serotonin receptor 2C) agonists, such as BVT933, DPCA37215, WAY161503, and R-1065; (17) galanin antagonists; (18) CCK agonists; (19) CCK-A (cholecystokinin -A) agonists, such as AR-R 15849, GI 181771, JMV-180, A-71378, A-71623 and SR146131; (20) GLP-1 agonists; (21) corticotropin-releasing hormone agonists; (22) histamine receptor-3 (H3) modulators; (23) histamine receptor-3 (H3) antagonists/inverse agonists, such as hioperamide, 3-(1H-imidazol-4-yl)propyl N-(4-pentenyl)carbamate, clobenpropit, iodophenpropit, imoproxifan, and GT2394 (Gliatech); (24) β -hydroxy steroid dehydrogenase-1 inhibitors (11β -HSD-1 inhibitors), such as BVT 3498 and, BVT 2733, (25) PDE (phosphodiesterase) inhibitors, such as theophylline, pentoxifylline, zaprinast, sildenafil, amrinone, milrinone, cilostamide, rolipram, and cilomilast; (26) phosphodiesterase-3B (PDE3B) inhibitors; (27) NE (norepinephrine) transport inhibitors, such as GW 320659, despiramine, talsupram, and nomifensine; (28) ghrelin receptor antagonists; (29) leptin, including recombinant human leptin (PEG-OB, Hoffman La Roche) and recombinant methionyl human leptin (Amgen); (30) leptin derivatives; (31) BRS3 (bombesin receptor subtype 3) agonists such as [D-Phe6,beta-Ala11,Phe13,Nle14]Bn(6-14) and [D-Phe6,Phe13]Bn(6-13)propylamide; (32) CNTF (Ciliary neurotrophic factors), such as GI-181771 (Glaxo-SmithKline), SR146131 (Sanofi Synthelabo), butabindide, PD170,292, and PD 149164 (Pfizer); (33) CNTF derivatives, such as axokine (Regeneron); (34) monoamine reuptake inhibitors, such as sibutramine; (35) UCP-1 (uncoupling protein-1, 2, or 3) activators, such as phytanic acid, 4-[(E)-2-(5,6,7,8-tetrahydro-5,5,8,8-tetramethyl-2-naphthalenyl)-1-propenyl]benzoic acid (TTNPB), and retinoic acid; (36) thyroid hormone β agonists, such as KB-2611 (KaroBioBMS); (37) FAS (fatty acid synthase) inhibitors, such as Cerulenin and C75; (38) DGAT1 (diacylglycerol acyltransferase 1) inhibitors; (39) DGAT2 (diacylglycerol acyltransferase 2) inhibitors; (40) ACC2 (acetyl-CoA carboxylase-2) inhibitors; (41) glucocorticoid antagonists; (42) acyl-estrogens, such as oleoyl-estrone; (43) dicarboxylate transporter inhibitors; (44) peptide YY, PYY 3-36, peptide YY analogs, derivatives, and fragments such as BIM-43073D, BIM-43004C, (45) Neuropeptide Y2 (NPY2) receptor agonists such NPY3-36, N acetyl [Leu(28,31)] NPY 24-36, TASP-V, and cyclo-(28/32)-Ac-[Lys28-Glu32]-(25-36)-pNPY; (46) Neuropeptide Y4 (NPY4) agonists such as pancreatic peptide (PP); (47) Neuropeptide Y1 (NPY1) antagonists such as BIBP3226, J-115814, BIBO 3304, LY-357897, CP-671906, and GI-264879A; (48) Opioid antagonists, such as nalmefene (Revex ®), 3-methoxynaltrexone, naloxone, and naltrexone; (49) glucose transporter inhibitors; (50) phosphate transporter inhibitors; (51) 5-HT (serotonin) inhibitors; (52) beta-blockers; (53) Neurokinin-1 receptor antagonists (NK-1 antagonists); (54) clobenzorex; (55) cloforex; (56)

clominorex; (57) clortermine; (58) cyclexedrine; (59) dextroamphetamine; (60) diphemethoxidine, (61) N-ethylamphetamine; (62) fenbutrazate; (63) fenisorex; (64) fenproporex; (65) fludorex; (66) fluminorex; (67) furfurylmethylamphetamine; (68) levamfetamine; (69) levophacetoperane; (70) mefenorex; (71) metamfepramone; (72) methamphetamine; (73) norpseudoephedrine; (74) pentorex; (75) phendimetrazine; (76) phenmetrazine; (77) picilorex; (78) phytopharm 57; (79) zonisamide, (80) aminorex; (81) amphechloral; (82) amphetamine; (83) benzphetamine; and (84) chlorphentermine.

The combination therapies described above which use the compounds of this invention may also be useful in the treatment of the metabolic syndrome. According to one widely used definition, a patient having metabolic syndrome is characterized as having three or more symptoms selected from the following group of five symptoms: (1) abdominal obesity; (2) hypertriglyceridemia; (3) low high-density lipoprotein cholesterol (HDL); (4) high blood pressure; and (5) elevated fasting glucose, which may be in the range characteristic of Type 2 diabetes if the patient is also diabetic. Each of these symptoms is defined clinically in the recently released Third Report of the National Cholesterol Education Program Expert Panel on Detection, Evaluation and Treatment of High Blood Cholesterol in Adults (Adult Treatment Panel III, or ATP III), National Institutes of Health, 2001, NIH Publication No. 01-3670. Patients with metabolic syndrome have an increased risk of developing the macrovascular and microvascular complications that are listed above, including atherosclerosis and coronary heart disease. The combinations described above may ameliorate more than one symptom of metabolic syndrome concurrently (e.g. two symptoms, three symptoms, four symptoms, or all five of the symptoms).

ASSAYS

Protocol: Scintillation Proximity Assay (SPA) for CETP activity

First low density lipoprotein (LDL) (Meridian) was biotinylated by incubating LDL with biotin for 1 hour on ice, after which it was dialyzed to remove free biotin. Then compounds at varying concentrations were incubated with 15 nM CETP (reagent production group, In Vitro Pharmacology, MRL Rahway) and 50 ug/ml of the biotinylated LDL in 50 mM HEPES, 150 mM NaCl, pH 7.4, for 1 hour at 37°C. The reaction was started by adding ³H-cholesterol ester high density lipoprotein (HDL) (American Radiochemicals Corp) at a concentration of ~ 0.6 nM. The reaction proceeded for 2 hours at 37°C, after which time it was quenched by the addition of 12% acetic acid. PVT streptavidin-coated scintillation proximity beads, which had been brought to room temperature, were then added at a concentration of 4 mg/ml. The assay was then mixed and counted after one half hour in a Microbeta plate reader.

In vitro radioactive assays of CETP-catalyzed CE and TG transfer (RTA assay)

Reagents and sources are: [3H] cholesteryl oleate (GE #TRK.886), [3H] Triolein (Perkin-Elmer NET-431), Butylated hydroxyl toluene (Aldrich, #D4740-4), DOPC (Sigma, #P6354), Sodium Bromide (Fisher scientific #S255-500), PEG 8000 (Fisher, #BP233-1), and human HDL (Intracel Corp #RP-036).

5 An in vitro assay for determining IC₅₀'s to identify compounds that inhibit CETP transfer activity is performed based on a modification of a published method (Morton and Zilversmit, (1981) A plasma inhibitor of triglyceride and cholesteryl ester transfer activities, J. Biol. Chem. 256(23), 11992-11995). The ability of inhibitors to alter CETP activity is performed using two different assays: one using recombinant CETP and one using an endogenous plasma
10 source of CETP. Both assays measure the transfer of [3H] cholesteryl oleate or [3H] triolein from exogenous LDL to HDL.

Radiolabeled donor particles are generated by first combining 100 µl of 200 µM butylated hydroxyl toluene in CHCl₃, 216 µL of 21.57 mM DOPC in EtOH, and either 500 µCi [3H]-triolein (Perkin Elmer #NET-431) or 500 µCi [3H]-cholesteryl oleate (GE #TRK886) in a
15 glass tube. Reagents are mixed, dried under nitrogen, and then resuspended in 2 mL of 50 mM Tris, 27 µM EDTA at pH 7.4. After a brief vortex, the solution is sonicated until clear and mixed with 20 mL of fresh human serum. The mixture is incubated overnight at 37°C. The [3H] labeled LDL substrate is separated at 1.063 g/ml density by sequential ultracentrifugal flotation in NaBr according to the method by (Havel, Eder et al. 1955; Chapman, Goldstein et al. 1981).
20 Once isolated the particles are dialyzed 3x in CETP buffer (50 mM Tris, pH 7.4, 100 mM NaCl, 1 mM EDTA). Human HDL is purchased from Intracel and used as the acceptor particles.

Transfer assays are performed in a 96-well v-bottom polypropylene plate. For the RTA using recombinant CETP (2% RTA), an assay cocktail is prepared with the final concentrations 128 µg/mL HDL, 20 nM rCETP, 2% human serum, and 1 x CETP buffer. 1 µL of each test
25 compound diluted in DMSO is added to 47 µL of assay cocktail per well and incubated at 37°C for 1 hour. To initiate the transfer reaction, 2 µL radiolabeled LDL is added. After an additional 60 min of incubation at 37°C, the transfer action is terminated by precipitation of LDL with an equal volume of 20% W/V PEG 8000. The plates are centrifuged at 2000 rpm for 30 minutes at 4°C. A 40 µL aliquot of the HDL-containing supernatant is transferred to a Packard Optiplate
30 with 200 µL of MicroScint 20. After mixing, plates are counted by liquid scintillation. Counts present in the supernatant for blanks (wells containing only HDL acceptor, CETP buffer and DMSO) are subtracted from those containing test compounds and used to correct for non-specific transfer.

For the transfer assay using endogenous CETP from serum (95% RTA), the same
35 procedure is used except that human serum is added such that a final concentration of serum of 95% of the total assay volume is achieved, yielding a concentration of approximately 15 nM

endogenous CETP in the assay. This is then combined with HDL and CETP buffer and the reaction proceeds as above and is terminated as described.

Comparison of the counts of samples with inhibitors to an uninhibited (DMSO only) positive control yield a percent inhibition. A plot of percent inhibition vs. log of inhibitor concentration, fit to a Sigmoidal 4 parameter equation is used to calculate IC₅₀.

Assay Data

The table below provides data using the assays described herein. The data were obtained using the RTA assay in 2% human serum. In a few cases (Examples 142, 170 and 277), the RTA assays were carried out in 95% human serum. These measurements are labeled with an asterisk(*). Examples which are marked "N/A" were selected based on the assays, but the actual IC₅₀'s are not available in the databases. The IC₅₀'s for these examples are believed to be less than 1000 nM. Finally, the data for a few examples are included with the structures in the examples and are not in the table.

Example	IC ₅₀ (nM)	Example	IC ₅₀ (nM)	Example	IC ₅₀ (nM)
1	8	32	107	63	5
2	33	33	N/A	64	13
3	6	34	N/A	65	24
4	6	35	439	66	8
5	7	36	26	67	14
6	7	37	17	68	4
7	12	38	5	69	5
8	12	39	3	70	4
9	15	40	3	71	5
10	63	41	4	72	7
11	186	42	102	73	8
12	227	43	3	74	9
13	498	44	344	75	9
14	87	45	N/A	76	14
15	159	46	10	77	15
16	94	47	34	78	18
17	181	48	65	79	18
18	62	49	98	80	36
19	381	50	15	81	161
20	96	51	12	82	484

Example	IC50 (nM)	Example	IC50 (nM)	Example	IC50(nM)
21	22	52	15	83	134
22	11	53	61	84	73
23	18	54	189	85	84
24	2	55	N/A	86	415
25	14	56	5	87	7
26	7	57	7	88	9
27	3	58	29	89	29
28	80	59	195	90	6
29	14	60	11	91	10
30	133	61	5	92	5
31	97	62	49	93	18
94	12	139	13	184	12
95	34	140	344	185	12
96	8	141	N/A	186	137
97	4	142	145*	187	4
98	223	143	7	188	18
99	177	144	17	189	5
100	N/A	145	16	190	146
101	37	146	160	191	9
102	8	147	94	192	N/A
103	31	148	84	193	105
104	4	149	4	194	145
105	51	150	7	195	44
106	12	151	99	196	381
107	72	152	10	197	59
108	5	153	53	198	50
109	9	154	27	199	237
110	44	155	40	200	55
111	5	156	42	201	166
112	184	157	10	202	16
113	29	158	21	203	106
114	50	159	55	204	114
115	285	160	9	205	54
116	77	161	7	206	203

Example	IC50 (nM)	Example	IC50 (nM)	Example	IC50(nM)
117	25	162	6	207	44
118	N/A	163	14	208	25
119	5	164	16	209	99
120	33	165	11	210	22
121	28	166	46	211	23
122	15	167	771	212	75
123	N/A	168	6	213	14
124	33	169	187	214	8
125	60	170	110*	215	6
126	134	171	60	216	9
127	114	172	35	217	19
128	1085	173	21	218	12
129	18	174	18	219	44
130	32	175	72	220	330
131	10	176	415	221	145
132	4	177	19	222	115
133	39	178	6	223	289
134	N/A	179	5	224	14
135	89	180	56	225	66
136	55	181	7	226	110
137	605	182	297	227	65
138	2028	183	14	228	47
229	161	253	23	277	35*
230	95	254	15	278	N/A
231	403	255	395	279	189
232	54	256	5	280	23
233	38	257	90	281	N/A
234	267	258	7	282	N/A
235	6	259	4	283	9
236	13	260	12	284	16
237	10	261	42	285	4
238	5	262	3	286	4
239	7	263	5	287	3
240	7	264	2	288	11
241	475	265	23	289	7

Example	IC50 (nM)	Example	IC50 (nM)	Example	IC50(nM)
242	6	266	79	290	9
243	3	267	67	291	49
244	431	268	91	292	7
245	9	269	175	293	7
246	12	270	7	294	102
247	44	271	96	295	114
248	19	272	165	296	8
249	105	273	2295	297	375
250	54	274	1624	298	14
251	24	275	605		
252	63	276	76		

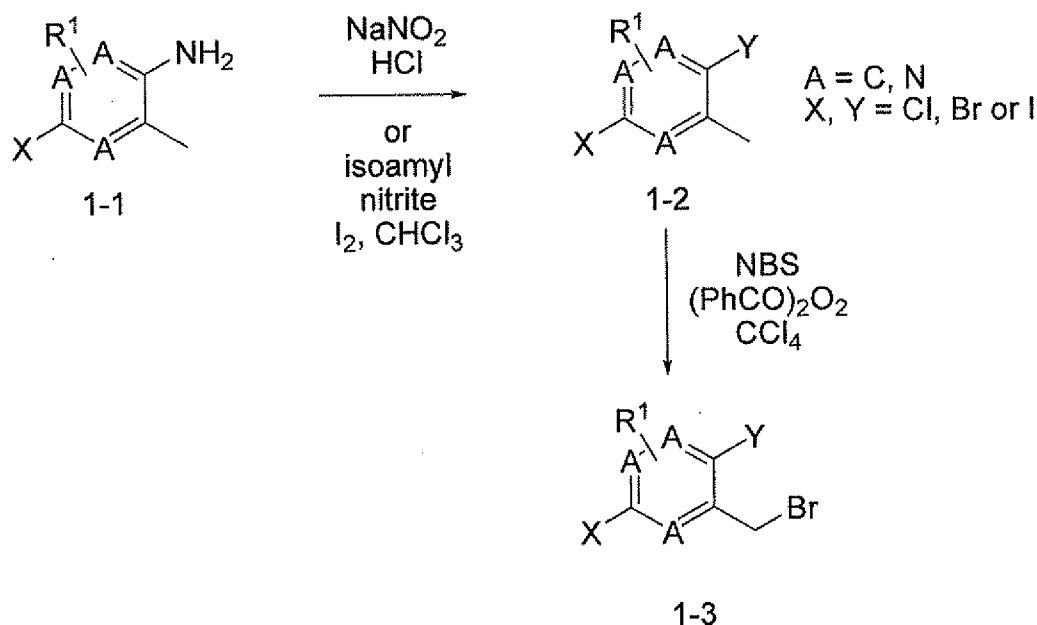
EXAMPLES

The following schemes and examples are provided so that the invention will be more fully appreciated and understood. These examples are illustrative and are not to be construed as limiting the invention in any way. The claims appended hereto define the scope of the invention.

Starting materials are commercially available or are made using known procedures or as shown below. The examples may be synthesized using the general schemes provided below. The compounds listed as examples all have IC50 values that were measured using the RTA or SPA assay between about 2 nM and 2295 nM. Preferred compounds have an IC50 less than about 500 nM. More preferred compounds have an IC50 less than about 100 nM. Highly preferred compounds have an IC50 less than about 50 nM.

SYNTHETIC SCHEMES

SCHEME 1

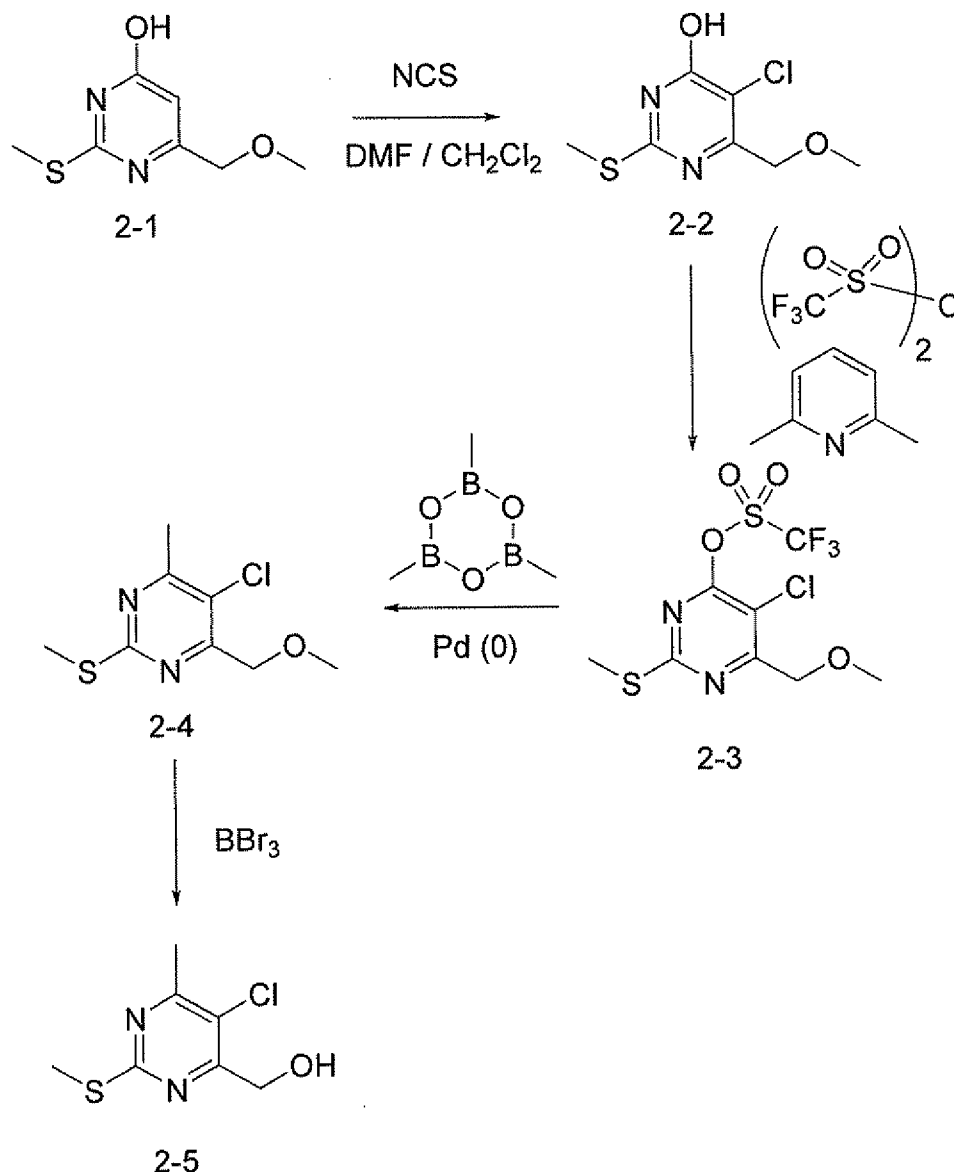


5

Intermediates of the present invention can be prepared as shown in Scheme 1. The aryl halide 1-2 can be obtained by treatment of an appropriately substituted pyridyl amine 1-1, which can be purchased or prepared by known methods, with reagents such as isoamyl nitrite, *n*-pentyl nitrite, *t*-butyl nitrite or the like in the presence of diiodomethane (see for example: Smith et al., *J. Org. Chem.* 55, 2543, (1990) and references cited therein) either neat or in a solvent such as THF or acetonitrile. Alternatively, the pyridyl halide can be prepared first by diazonium formation using isoamyl nitrite, *n*-pentyl nitrite, *t*-butyl nitrite, sodium nitrite in hydrochloric acid, nitrous acid or the like followed by the addition of bromine, iodine or an halo salt such as copper chloride, copper bromide, copper iodide, sodium iodide, potassium iodide, tetrabutylammonium iodide or the like. Heating pyridyl methyl derivative 1-2 with brominating agents such as *N*-bromosuccinimide or the like and a radical initiator such as benzoyl bromide, AIBN or the like in carbon tetrachloride affords the corresponding bromomethyl pyridines 1-3.

15

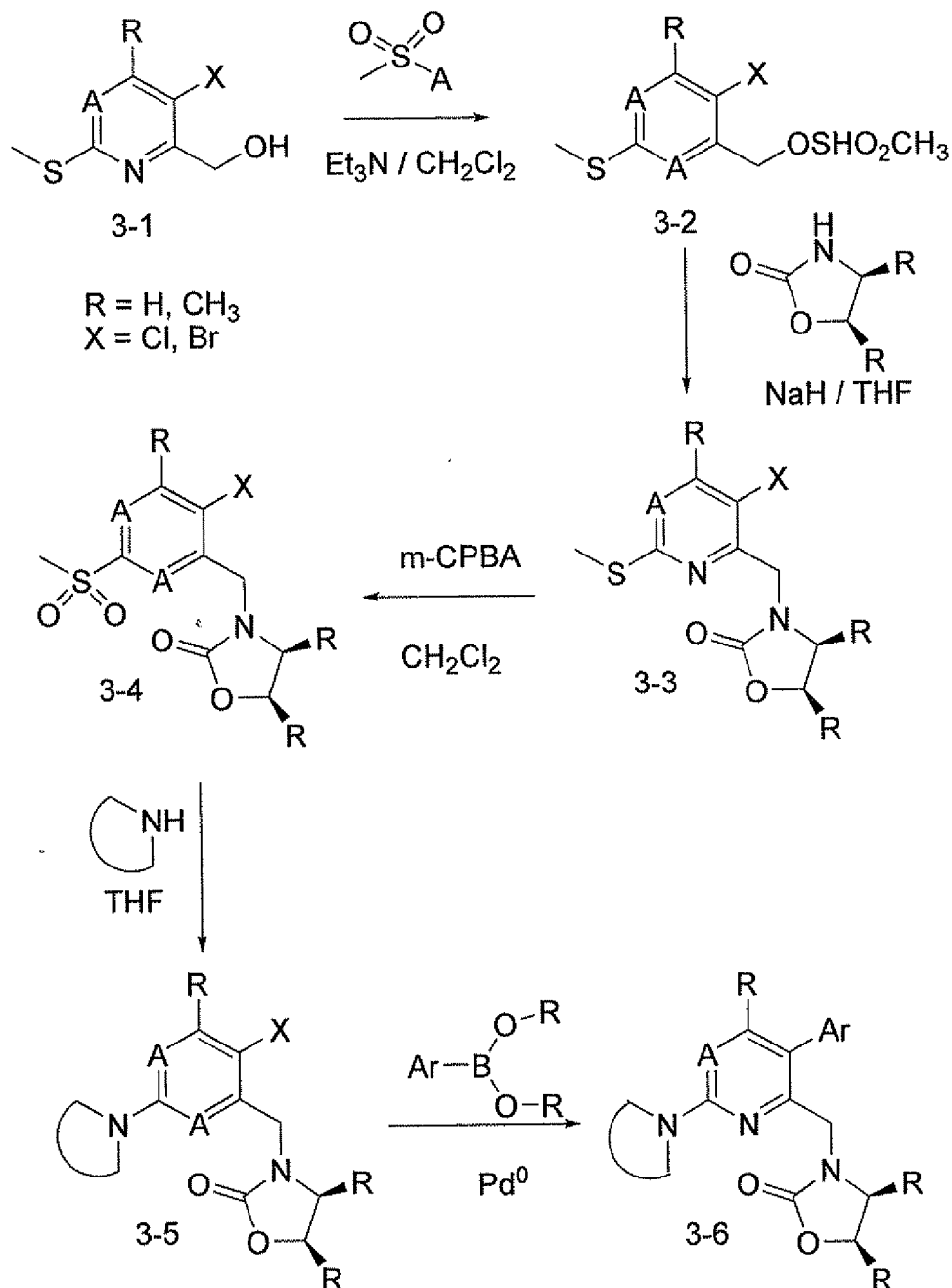
SCHEME 2



5 Intermediates 2-5 of the present invention can be prepared as shown in Scheme 2. Commercially available 2-1 can be halogenated using NCS in dichloromethane to afford Intermediate 2-2. Activation of the hydroxyl group by reaction with trifluoromethanesulfonic anhydride in the presence of a suitable base, such as 2,6-lutidine can afford the corresponding triflate Intermediate 2-3. Intermediate 2-4 can be prepared via an organotransition metal
 10 catalyzed cross-coupling reaction commonly referred to as the Suzuki reaction. In this method, Intermediate 2-3 can be reacted with trimethylboroxine in the presence of a suitable palladium catalyst, such as [1,1'-bis(diphenylphosphino)ferrocene]dichloropalladium(II) or

tetrakis(triphenylphosphine)-palladium(0) or the like, and a base such as aqueous sodium carbonate or aqueous tribasic sodium phosphate or the like (Pure Appl. Chem. 1991, 63, 419-422). The reaction is usually performed in an inert organic solvent such as a toluene-EtOH mixture or dioxane, at temperatures above room temperature, for a period of 3-24 h. Recent
5 advancements in the Suzuki reaction have allowed this type of transformation to be conducted in many cases at room temperature (for example, see: J. Am. Chem. Soc. 2000, 122, 4020-4028 and references cited therein. The methoxymethyl ether intermediate 2-4 can be de-alkylated via reaction with boron tribromide in dichloromethane to afford intermediates of the present invention 2-5.

SCHEME 3

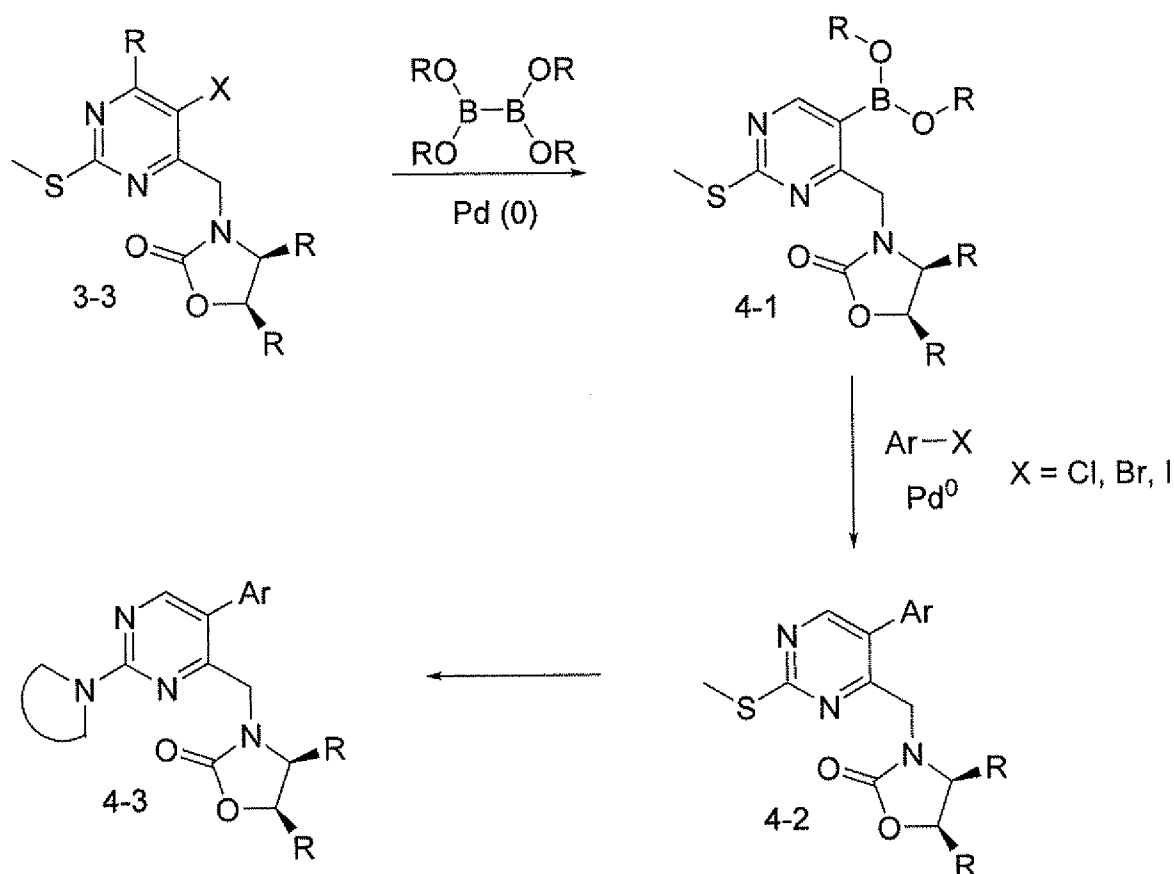


- 5 Compounds of the present invention can be prepared as shown in Scheme 3.
- Intermediates 3-1 can be obtained as shown in Scheme 2 or by reduction of the carboxylic acid group of commercially available pyrimidine or pyridine carboxylic acids. The transformation may be effected first by formation of the corresponding acid chloride, as by treatment with oxalyl chloride in dichloromethane in the presence of catalytic DMF, and subsequent reduction with sodium borohydride or the like. Activation of the hydroxyl group as by preparation of the corresponding methanesulfonate by treatment with methanesulfonyl chloride in an aprotic solvent
- 10

such as dichloromethane in the presence of a base such as triethylamine affords intermediate 3-2. Appropriately substituted oxazolidinones, prepared as shown in Scheme 5 can be alkylated by 3-2 using bases such as sodium hexamethyldisilazide or sodium hydride in solvents like tetrahydrofuran, dimethoxyethane, diethyl ether or the like to afford Intermediates 3-3.

- 5 Treatment of 3-3 with a suitable oxidizing agent such as m-CPBA, OXONE®, or the like in dichloromethane affords the methyl sulfone intermediate 3-4. Subsequent treatment of intermediate 3-4 with an appropriately substituted amine, neat or in an aprotic solvent such as THF or the like, affords aminopyrimidine 3-5. Compounds of the present invention, 3-6, can be prepared via an organotransition metal catalyzed cross-coupling reaction commonly referred to as
- 10 the Suzuki reaction. In this method, Intermediate 3-5 is reacted with a boronic acid or boronate coupling partner in the presence of a suitable palladium catalyst, such as [1,1'-bis(diphenylphosphino)ferrocene]dichloropalladium(II) or tetrakis(triphenylphosphine)palladium(0) or the like, and a base such as aqueous sodium carbonate or aqueous tribasic sodium phosphate or the like (Pure Appl. Chem. 1991, 63, 419-422). The reaction is usually
- 15 performed in an inert organic solvent such as a toluene-EtOH mixture or dioxane, at temperatures above room temperature, for a period of 3-24 h. Recent advancements in the Suzuki reaction have allowed this type of transformation to be conducted in many cases at room temperature (for example, see: J. Am. Chem. Soc. 2000, 122, 4020-4028 and references cited therein).

SCHEME 4



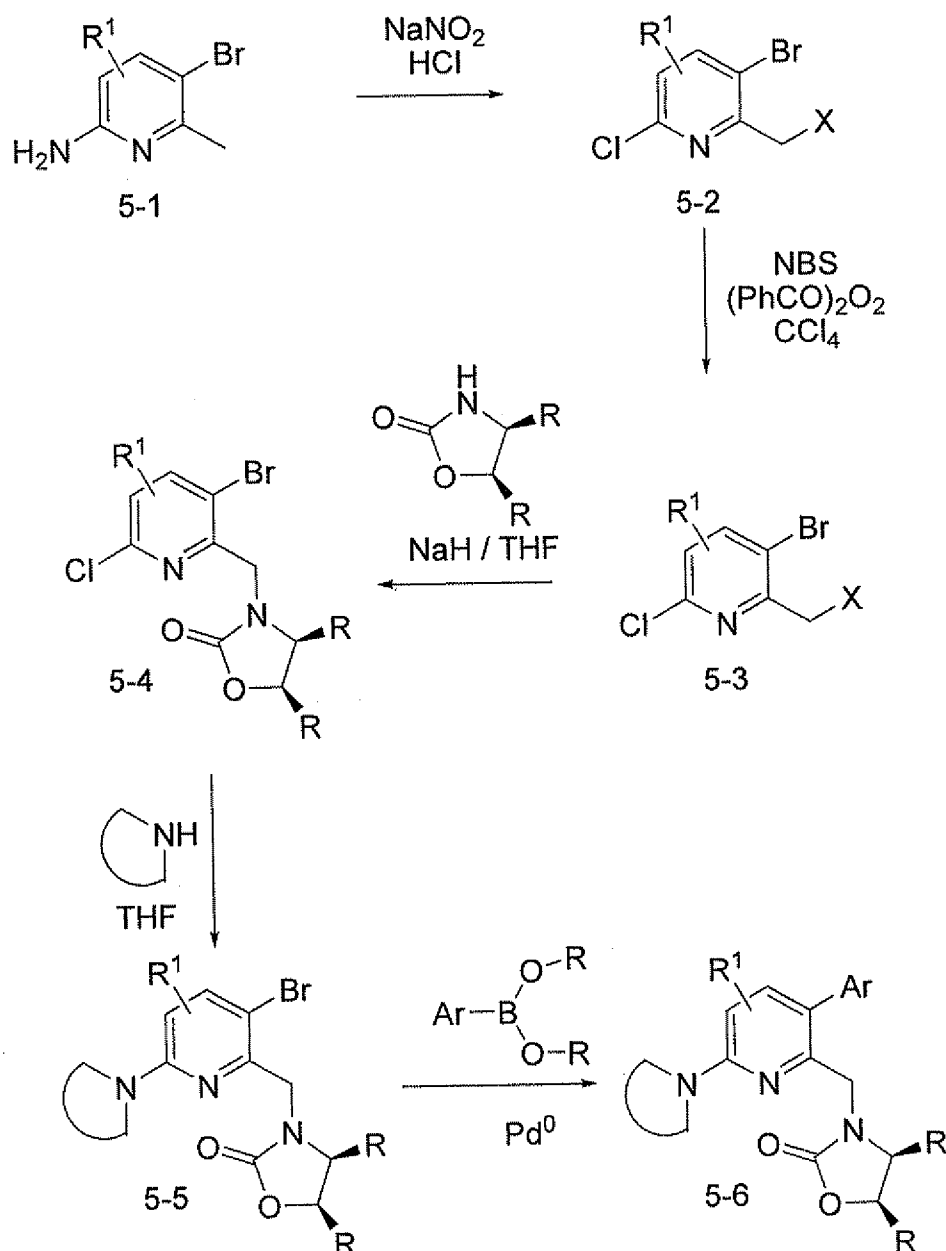
Compounds of the present invention can be prepared as shown in Scheme 4.

- 5 Intermediate 4-1 can be prepared by treatment of 3-3 with a suitable diboron reagent such as bis(hexylene)glycolato diboron, bis(pinacolato) diboron, bis(neopentylglycolato) diboron and the like in the presence of a Pd(0) catalyst such as palladium tetrakis(triphenylphosphine), 1,1'-bis(diphenylphosphino)ferrocene-palladium(II)dichloride dichloromethane complex, or the like in a solvent such as 1,4-dioxane, THF, cyclopentyl methyl ether or the like and in the presence of
- 10 added ligands and salts such as tricyclohexylphosphine and potassium acetate, with or without heating, to give the corresponding pyrimidineboronic acid. Intermediates 4-2 can be prepared via an organotransition metal catalyzed cross-coupling reaction commonly referred to as the Suzuki reaction. In this method, Intermediate 3-1 can be reacted with an aryl- or heteroaryl-halide coupling partner in the presence of a suitable palladium catalyst, such as [1,1'-bis(diphenylphosphino)ferrocene]dichloropalladium(II) or tetrakis(triphenylphosphine)-
- 15 palladium(0) or the like, and a base such as aqueous sodium carbonate or aqueous tribasic sodium phosphate or the like (Pure Appl. Chem. 1991, 63, 419-422). The reaction is usually performed in an inert organic solvent such as a toluene-EtOH mixture or dioxane, at

temperatures above room temperature, for a period of 3-24 h. Recent advancements in the Suzuki reaction have allowed this type of transformation to be conducted in many cases at room temperature (for example, see: J. Am. Chem. Soc. 2000, 122, 4020-4028 and references cited therein). Compounds 3-3 of the present invention are then prepared by oxidation of the sulfide
5 with a suitable oxidizing agent such as m-CPBA, oxone or the like in dichloromethane, followed by displacement with an appropriately substituted amine, neat or in a solvent such as THF, 2-methyl THF or the like. Alternatively, an amine salt may be used along with the addition of an appropriate scavenger base such as triethylamine, diisopropylethylamine of the like.

10

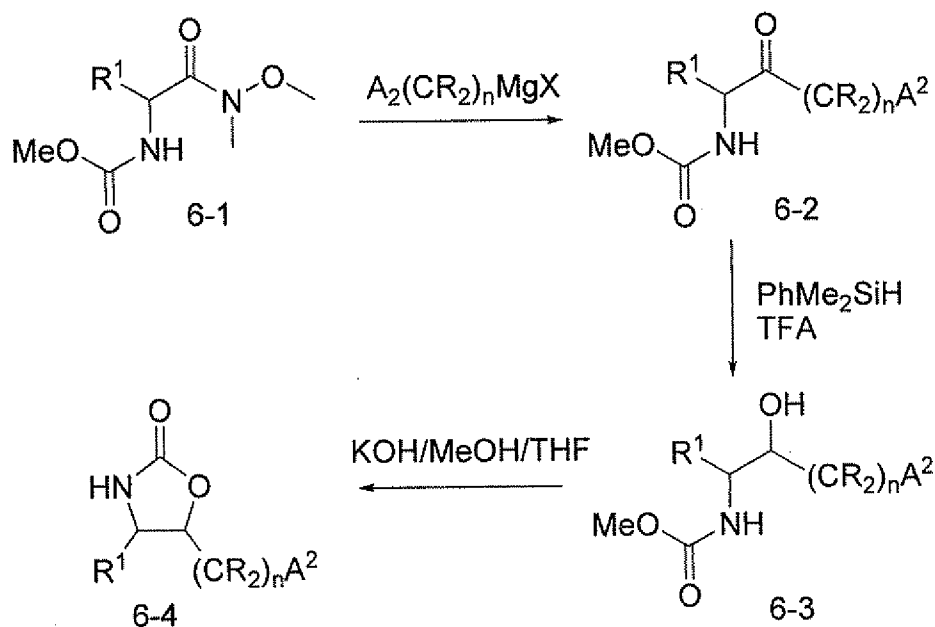
SCHEME 5



Compounds of the present invention can be prepared as shown in Scheme 5. The 2-
 5 halopyridine 5-2 can be obtained by treatment of an appropriately substituted pyridyl amine 5-1,
 which can be purchased or prepared by known methods, with reagents such as isoamyl nitrite, *n*-
 pentyl nitrite, *t*-butyl nitrite or the like in the presence of diiodomethane (see for example: Smith
 et al., *J. Org. Chem.* 55, 2543, (1990) and references cited therein) either neat or in a solvent such
 as THF or acetonitrile. Alternatively, the pyridyl halide can be prepared first by diazonium
 10 formation using isoamyl nitrite, *n*-pentyl nitrite, *t*-butyl nitrite, sodium nitrite in hydrochloric

acid, nitrous acid or the like followed by the addition of bromine iodine or an halo salt such as copper chloride, copper bromide, copper iodide, sodium iodide, potassium iodide, tetrabutylammonium iodide or the like. Heating pyridyl methyl derivative 5-2 with brominating agents such as *N*-bromosuccinimide or the like and a radical initiator such as benzoyl bromide, AIBN or the like in carbon tetrachloride affords the corresponding bromomethyl pyridines 5-3. Appropriately substituted oxazolidinones, prepared as shown in Scheme 5 can be alkylated with aryl methyl bromides 5-3 using bases such as sodium hexamethyldisilazide or sodium hydride in solvents like tetrahydrofuran, dimethoxyethane, diethyl ether or the like to afford Intermediates 5-4. Treatment of Intermediates 5-4 with appropriately substituted amines, neat or in a solvent such as THF, 2-methyl THF or the like, affords Intermediates 5-5. Alternatively, an amine salt may be used along with the addition of an appropriate scavenger base such as triethylamine, diisopropylethylamine or the like. Compounds 5-6 of the present invention can be prepared via an organotransition metal catalyzed cross-coupling reaction commonly referred to as the Suzuki reaction. In this method, Intermediate 5-5, is reacted with a boronic acid or boronate coupling partner in the presence of a suitable palladium catalyst, such as [1,1'-bis(diphenylphosphino)ferrocene]dichloropalladium(II) or tetrakis(triphenylphosphine)palladium(0) or the like, and a base such as aqueous sodium carbonate or aqueous tribasic sodium phosphate or the like (Pure Appl. Chem. 1991, 63, 419-422). The reaction is usually performed in an inert organic solvent such as a toluene-EtOH mixture or dioxane, at temperatures above room temperature, for a period of 3-24 h. Recent advancements in the Suzuki reaction have allowed this type of transformation to be conducted in many cases at room temperature (for example, see: J. Am. Chem. Soc. 2000, 122, 4020-4028 and references cited therein).

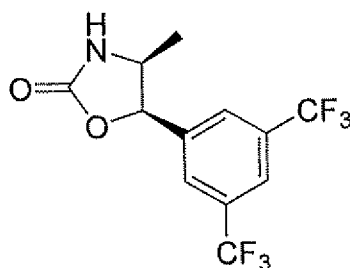
SCHEME 6



- 5 Intermediates 6-4 of the present invention can be prepared as shown in Scheme 6. Treatment of
 an *N*-carbamoyl-(*N*-methoxy-*N*-methyl)amide of an amino acid 6-1, which can be purchased or
 prepared by known methods, with a Grignard or other organometallic reagent such as an
 organolithium affords the corresponding ketone 6-2. Reduction of the ketone with sodium
 borohydride or zinc borohydride in alcoholic solvents or THF or the like or with other reducing
 10 agents such as phenyldimethyl silane in trifluoroacetic acid affords alcohol 6-3 which can be
 cyclized to oxazolidinone 6-4 upon treatment with base such as KOH in solvents such as MeOH,
 EtOH or the like and THF, dioxane, dimethoxyethane or the like.

15

INTERMEDIATE 1



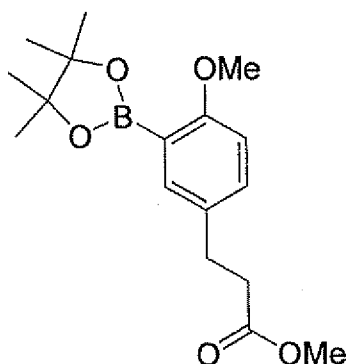
20

(4*S*,5*R*)-5-[3,5-bis(trifluoromethyl)phenyl]-4-methyl-1,3-oxazolidin-2-one

The synthesis of INTERMEDIATE 1 has been described previously. See, for example, INTERMEDIATE 1 of WO2007081569.

INTERMEDIATE 2

5



Methyl 3-[4-methoxy-3-(4,4,5,5-tetramethyl-1,3,2-dioxaborolan-2-yl)phenyl]propanoate

Step A: Methyl 3-(3-iodo-4-methoxyphenyl)propanoate

10 To a solution of methyl 3-(4-methoxyphenyl)propanoate (5 g, 25.7 mmol) in MeOH (75 mL) was added Ag_2SO_4 (8.03 g, 25.7 mmol) followed by I_2 (6.53 g, 25.7 mmol). The reaction was stirred vigorously at room temperature for 1 hour and then the solids were removed by filtration through Celite®. The filtrate was concentrated and the residue was taken up in EtOAc (150 mL), and washed with water (50 mL), aq. NaHSO_3 (2 x 50 mL), and brine (50 mL). The organic layer was
15 dried over Na_2SO_4 , filtered, and concentrated. Purification of the residue by flash chromatography on silica gel afforded methyl 3-(3-iodo-4-methoxyphenyl)propanoate. ^1H NMR (500 MHz, CDCl_3) δ 7.61 (d, $J = 2.0$ Hz, 1H), 7.14 (dd, $J = 8.2, 2.0$ Hz, 1H), 6.74 (d, $J = 8.5$ Hz, 1H), 3.85 (s, 3H), 3.67 (s, 3H), 2.85 (t, $J = 7.8$ Hz, 2H), 2.59 (t, $J = 7.8$ Hz, 2H).

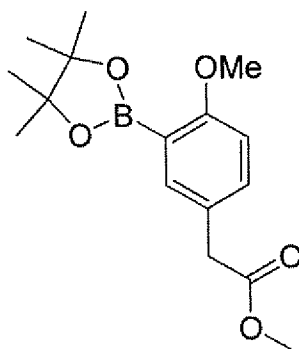
Step B: Methyl 3-[4-methoxy-3-(4,4,5,5-tetramethyl-1,3,2-dioxaborolan-2-yl)phenyl]propanoate.

20 A roundbottom flask was charged with methyl 3-(3-iodo-4-methoxyphenyl)propanoate (3 g, 9.37 mmol), bis(pinacolato)diboron (2.97 g, 11.71 mmol), $\text{PdCl}_2(\text{dppf})\cdot\text{CH}_2\text{Cl}_2$ (765 mg, 0.937 mmol), KOAc (1.84 g, 18.74 mmol), dioxane (20 mL), and DMSO (80 mL). The reaction was degassed with N_2 and heated at 50 °C for 1 hour, and then 80 °C for 16 hours. The reaction was then
25 cooled to r.t., diluted with EtOAc (200 mL), and washed with water (4 x 50 mL) and brine (50 mL). The organic layer was filtered through a plug of silica gel and concentrated. Purification of the residue by flash chromatography on silica gel (0 to 100% EtOAc/hexanes) afforded methyl 3-[4-methoxy-3-(4,4,5,5-tetramethyl-1,3,2-dioxaborolan-2-yl)phenyl]propanoate. ^1H NMR

(CDCl₃, 500 MHz) δ 7.48 (d, J = 2.5 Hz, 1H), 7.21 (dd, J = 8.4, 2.3 Hz, 1H), 6.78 (d, J = 8.5 Hz, 1H), 3.80 (s, 3H), 3.66 (s, 3H), 2.88 (t, J = 7.8 Hz, 2H), 2.59 (t, J = 7.8 Hz, 2H), 1.35 (s, 12H).

INTERMEDIATE 3

5



Methyl [4-methoxy-3-(4,4,5,5-tetramethyl-1,3,2-dioxaborolan-2-yl)phenyl]acetate

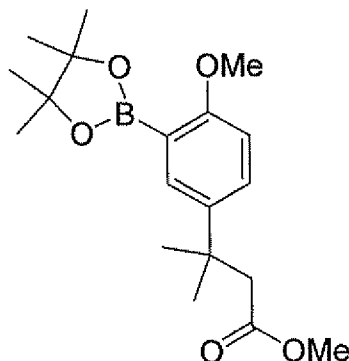
Step A: Methyl (3-iodo-4-methoxyphenyl)acetate

- 10 To a solution of methyl (4-methoxyphenyl)acetate (1 mL, 6.3 mmol) in MeOH (40 mL) was added Ag₂SO₄ (1.96 g, 6.3 mmol) followed by I₂ (1.6 g, 6.3 mmol). The reaction was stirred vigorously at room temperature for 1 hour and then the solids were removed by filtration. The filtrate was diluted with EtOAc (200 mL), and washed with aq. NaHSO₃ (2 x 50 mL) and brine (2 x 50 mL). The organic layer was dried over Na₂SO₄, filtered, and concentrated to afford
- 15 methyl (3-iodo-4-methoxyphenyl)acetate. R_f = 0.27 (15% EtOAc/hexanes). ¹H NMR (500 MHz, CDCl₃) δ 7.68 (d, J = 2.0 Hz, 1H), 7.21 (dd, J = 8.2, 1.8 Hz, 1H), 6.76 (d, J = 8.4 Hz, 1H), 3.85 (s, 3H), 3.68 (s, 3H), 3.52 (s, 2H).

Step B: Methyl [4-methoxy-3-(4,4,5,5-tetramethyl-1,3,2-dioxaborolan-2-yl)phenyl]acetate

- 20 A roundbottom flask was charged with methyl (3-iodo-4-methoxyphenyl)acetate (503 mg, 1.64 mmol), bis(pinacolato)diboron (521 mg, 2.05 mmol), PdCl₂(dppf)·CH₂Cl₂ (134 mg, 0.164 mmol), KOAc (322 mg, 3.28 mmol), and DMSO (23 mL). The reaction was degassed with N₂ and heated at 40 °C for 1 hour, 60 °C for 1 hour, and then 80 °C for 12 hours. The reaction was diluted with EtOAc (50 mL) and washed with water (3 x 25 mL) and brine (25 mL). The organic
- 25 layer was dried over Na₂SO₄, filtered, and concentrated. Purification of the residue by flash chromatography on silica gel (0 to 80% EtOAc/hexanes) afforded methyl [4-methoxy-3-(4,4,5,5-tetramethyl-1,3,2-dioxaborolan-2-yl)phenyl]acetate. ¹H NMR (CDCl₃, 500 MHz) δ 7.55 (d, J = 2.3 Hz, 1H), 7.32 (dd, J = 8.5, 2.3 Hz, 1H), 6.82 (d, J = 8.4 Hz, 1H), 3.82 (s, 3H), 3.67 (s, 3H), 3.56 (s, 2H), 1.35 (s, 12H).

INTERMEDIATE 4



Methyl 3-[4-methoxy-3-(4,4,5,5-tetramethyl-1,3,2-dioxaborolan-2-yl)phenyl]-3-methylbutanoate

Step A: 3-(4-Methoxyphenyl)-3-methylbutanoic acid

In a dry flask was placed 3,3-dimethylacrylic acid (2.064 ml, 19.98 mmol). Dichloromethane (20 ml) and anisole (4.36 ml, 40.0 mmol) were added. Aluminum chloride (10.65 g, 80 mmol) was added in a single portion. After stirring at room temperature for 10 minutes, the reaction was heated to 65 °C. After 2 hours, the reaction was cooled to room temperature and poured carefully onto 150 g of ice and 50 mL of concentrated HCl. The aqueous layer was extracted with CHCl₃ (3 x 50 mL). The combined organics were extracted with water (150 mL) and saturated NaHCO₃ (3 x 75 mL). These aqueous extracts were combined and acidified with 1N HCl. The acidified aqueous solution was extracted with 4 x 75 mL of Et₂O. The Et₂O extracts were dried over Mg₂SO₄, filtered, and concentrated. The residue was purified by flash chromatography on silica gel with 0 to 100% EtOAc/hexanes to afford 3-(4-methoxyphenyl)-3-methylbutanoic acid. ¹H NMR (CDCl₃, 500 MHz) δ 7.28 (d, *J* = 8.8 Hz, 2H), 6.85 (d, *J* = 8.8 Hz, 2H), 3.79 (s, 3H), 2.62 (s, 2H), 1.45 (s, 6H).

Step B: Methyl 3-(4-methoxyphenyl)-3-methylbutanoate

3-(4-methoxyphenyl)-3-methylbutanoic acid (513 mg, 2.463 mmol) was dissolved in toluene (13.3 ml) and methanol (2 ml). TMS-diazomethane (1.848 ml, 3.70 mmol) was added dropwise. Evolution of gas was observed, and a yellow color persisted. After 45 minutes, the reaction was quenched with acetic acid (200 uL, 3.5 mmol). The reaction was concentrated, and the residue was purified by flash chromatography on silica gel with 0 to 75% EtOAc/hexanes to afford methyl 3-(4-methoxyphenyl)-3-methylbutanoate. ¹H NMR (CDCl₃, 500 MHz) δ 7.28 (d, *J* = 8.8 Hz, 2H), 6.85 (d, *J* = 8.8 Hz, 2H), 3.79 (s, 3H), 3.54 (s, 3H), 2.59 (s, 2H), 1.43 (s, 6H).

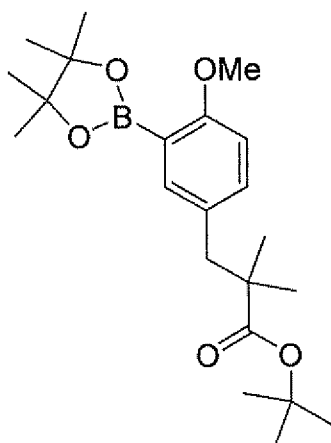
Step C: Methyl 3-(3-iodo-4-methoxyphenyl)-3-methylbutanoate

Methyl 3-(4-methoxyphenyl)-3-methylbutanoate (475 mg, 2.137 mmol) was dissolved in ethanol (20 mL). Iodine (542 mg, 2.137 mmol) and silver sulfate (666mg, 2.137 mmol) were added and the reaction was stirred vigorously at room temperature, protected from light, for 1 hr. The reaction was then diluted with ethyl acetate (40 mL) and filtered. The filtrate was washed with sodium bisulfite (2 x 50 mL), water (50 mL), and brine (50 mL). The organic layer was dried over sodium sulfate, filtered, and concentrated. The residue was purified by flash chromatography on silica gel with 0 to 50% ethyl acetate/hexanes to afford methyl 3-(3-iodo-4-methoxyphenyl)-3-methylbutanoate. ¹H NMR (CDCl₃, 500 MHz) δ 7.73 (d, *J* = 2.5 Hz, 1H), 7.29 (dd, *J* = 8.6, 2.5 Hz, 1H), 6.75 (d, *J* = 8.4 Hz, 1H), 3.86 (s, 3H), 3.55 (s, 3H), 2.57 (s, 2H), 1.41 (s, 6H).

Step D: Methyl 3-[4-methoxy-3-(4,4,5,5-tetramethyl-1,3,2-dioxaborolan-2-yl)phenyl]-3-methylbutanoate

An oven-dried flask was charged with methyl 3-(3-iodo-4-methoxyphenyl)-3-methylbutanoate (250 mg, 0.718 mmol), bis(pinacolato)diboron (228 mg, 0.898 mmol), PdCl₂(dppf)CH₂Cl₂ (58.6 mg, 0.072 mmol), potassium acetate (141 mg, 1.436 mmol), DMSO (5 mL), and dioxane (1 mL). The reaction was degassed with nitrogen and heated to 80 °C for 16 hours. The reaction was then cooled, diluted with ethyl acetate (25 mL), and washed with 1N NaOH (10mL), water (2 x 10 mL), and brine (10 mL). The organic layer was dried over sodium sulfate, filtered, and concentrated. Purification of the residue by flash chromatography on silica gel (0 to 75% ethyl acetate/hexanes) afforded methyl 3-[4-methoxy-3-(4,4,5,5-tetramethyl-1,3,2-dioxaborolan-2-yl)phenyl]-3-methylbutanoate. ¹H NMR (CDCl₃, 500 MHz) δ 7.63 (d, *J* = 2.8 Hz, 1H), 7.38 (dd, *J* = 8.7, 2.8 Hz, 1H), 6.79 (d, *J* = 8.7 Hz, 1H), 3.81 (s, 3H), 3.55 (s, 3H), 2.59 (s, 2H), 1.44 (s, 6H), 1.35 (s, 12H).

INTERMEDIATE 5



tert-Butyl 3-[4-methoxy-3-(4,4,5,5-tetramethyl-1,3,2-dioxaborolan-2-yl)phenyl]-2,2-dimethylpropanoate

5 Step A: tert-Butyl 3-(4-methoxyphenyl)propanoate

[Reference: Wright, Hageman, Wright, and McClure, "Convenient Preparations of t-butyl esters and ethers from t-butanol" *Tetrahedron Letters*, Vol. 38, No. 42., pp. 7345-7348, 1997.]

10 To a fast stirring suspension of anhydrous magnesium sulfate (4.81 g, 40.0 mmol) in dichloromethane (40 ml) was added sulfuric acid (0.55 ml, 10.32 mmol). The reaction was vigorously stirred for 15 minutes at room temperature and then 3-(4-methoxyphenyl)propionic acid (1.8 g, 9.99 mmol) and tert-butanol (4.78 ml, 50.0 mmol) were added. The reaction was sealed and stirred at room temperature overnight. The reaction was quenched with 75 mL of saturated sodium bicarbonate solution and washed with water (2 x 50 mL) and brine (1 x 50 mL).

15 The organic layer was dried over sodium sulfate, filtered, concentrated, and purified by flash chromatography on silica gel (0 to 80% ethyl acetate/hexanes) to afford *tert*-butyl 3-(4-methoxyphenyl)propanoate. ¹H NMR (CDCl₃, 500 MHz) δ 7.11 (d, *J* = 8.7 Hz, 2H), 6.82 (d, *J* = 8.7 Hz, 2H), 3.78 (s, 3H), 2.85 (t, *J* = 7.7 Hz, 2H), 2.50 (t, *J* = 7.7 Hz, 2H), 1.42 (s, 9H).

20 Step B: tert-Butyl 3-(4-methoxyphenyl)-2-methylpropanoate

An oven dried flask was charged with THF (40 mL) under nitrogen and cooled to -78 °C and 2M LDA in THF (7.62 mL, 15.23 mmol) was added dropwise followed by DMPU (8 mL, 6.09 mmol). *Tert*-butyl 3-(4-methoxyphenyl)propanoate (1.44 g, 6.09 mmol) was added by cannula in THF (4 x 5 mL), and the reaction was stirred at -78 °C for 1 hr. Methyl iodide (1.143 mL, 18.28 mmol) was added dropwise, and the reaction was stirred 30 minutes at -78 °C and then warmed to room temperature for 1 hr. The reaction was then quenched with water (40 mL) and extracted with ethyl acetate (50 mL). The organic layer was washed with 1N HCl (2 x 30 mL) and brine (2 x 30 mL), dried over sodium sulfate, filtered, and concentrated. Purification of the residue by

25

flash chromatography on silica gel (0 to 60% ethyl acetate/hexanes) afforded of *tert*-butyl 3-(4-methoxyphenyl)-2-methylpropanoate. ¹H NMR (CDCl₃, 500 MHz) δ 7.09 (d, *J* = 8.5 Hz, 2H), 6.81 (d, *J* = 8.5 Hz, 2H), 3.78 (s, 3H), 2.89 (multiplet, 1H), 2.57 (multiplet, 2H), 1.38 (s, 9H), 1.10 (d, *J* = 6.4 Hz, 3H).

5

Step C: *tert*-Butyl 3-(4-methoxyphenyl)-2,2-dimethylpropanoate

An oven dried flask was charged with THF (40 mL) under nitrogen and cooled to -78 °C and 2M LDA in THF (7.19 mL, 14.38 mmol) was added dropwise followed by DMPU (8 mL, 5.75 mmol). *Tert*-butyl 3-(4-methoxyphenyl)-2-methylpropanoate (1.44 g, 5.75 mmol) was added by
10 cannula in THF (4 x 5 mL), and the reaction was stirred at -78 °C for 1 hr. Methyl iodide (1.079 mL, 17.26 mmol) was added dropwise, and the reaction was stirred 30 minutes at -78 °C and then warmed to room temperature for 1 hr. The reaction was quenched with water (40 mL) and extracted with ethyl acetate (50 mL). The organic layer was washed with 1N HCl (2 x 30 mL) and brine (2 x 30 mL), dried over sodium sulfate, filtered, and concentrated. Purification of
15 the residue by flash chromatography on silica gel (0 to 60% ethyl acetate/hexanes) afforded *tert*-butyl 3-(4-methoxyphenyl)-2,2-dimethylpropanoate. ¹H NMR (CDCl₃, 500 MHz) δ 7.07 (d, *J* = 8.5 Hz, 2H), 6.79 (d, *J* = 8.7 Hz, 2H), 3.78 (s, 3H), 2.76 (s, 2H), 1.43 (s, 9H), 1.11 (s, 6H).

Step D: *tert*-Butyl 3-(3-iodo-4-methoxyphenyl)-2,2-dimethylpropanoate

Tert-butyl 3-(4-methoxyphenyl)-2,2-dimethylpropanoate (1.45 g, 5.48 mmol) was dissolved in ethanol (55 mL). Iodine (1.392 g, 5.48 mmol) and silver sulfate (1.710 g, 5.48 mmol) were added, and the reaction was stirred vigorously at room temperature, protected from light, for 1 hr. The reaction was diluted with ethyl acetate (100 mL) and filtered. The filtrate was washed with sodium bisulfite (2 x 60 mL), water (70 mL), and brine (70 mL). The organic layer was dried
25 over sodium sulfate, filtered, and concentrated. The residue was purified by flash chromatography on silica gel with 0 to 50% ethyl acetate/hexanes to afford *tert*-butyl 3-(3-iodo-4-methoxyphenyl)-2,2-dimethylpropanoate. ¹H NMR (CDCl₃, 500 MHz) δ 7.58 (d, *J* = 1.8 Hz, 1H), 7.08 (dd, *J* = 8.4, 1.9 Hz, 1H), 6.71 (d, *J* = 8.4 Hz, 1H), 3.85 (s, 3H), 2.71 (s, 2H), 1.44 (s, 9H), 1.11 (s, 6H).

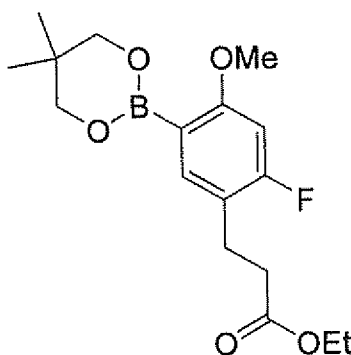
30

Step E: *tert*-Butyl 3-[4-methoxy-3-(4,4,5,5-tetramethyl-1,3,2-dioxaborolan-2-yl)phenyl]-2,2-dimethylpropanoate

An oven-dried flask was charged with *tert*-butyl 3-(3-iodo-4-methoxyphenyl)-2,2-dimethylpropanoate (1.9 g, 4.87 mmol), bis(pinacolato)diboron (1.545 g, 6.09 mmol),
35 PdCl₂(dppf)CH₂Cl₂ (398 mg, 0.487 mmol), potassium acetate (956 mg, 9.74 mmol), DMSO (35 mL), and dioxane (10 mL). The reaction was degassed with nitrogen and heated to 80 °C for 16 hours. The reaction was then cooled to r.t., diluted with ethyl acetate (100 mL), and washed with

1N NaOH (2 x 75 mL), water (2 x 100 mL), and brine (100 mL). The organic layer was dried over sodium sulfate, filtered, and concentrated. Purification of the residue by flash chromatography on silica gel (0 to 75% ethyl acetate/hexanes) afforded *tert*-butyl 3-[4-methoxy-3-(4,4,5,5-tetramethyl-1,3,2-dioxaborolan-2-yl)phenyl]-2,2-dimethylpropanoate. ¹H NMR (CDCl₃, 500 MHz) δ 7.47 (d, *J* = 2.3 Hz, 1H), 7.16 (dd, *J* = 8.5, 2.4 Hz, 1H), 6.74 (d, *J* = 8.5 Hz, 1H), 3.80 (s, 3H), 2.76 (s, 2H), 1.44 (s, 9H), 1.33 (s, 12H), 1.12 (s, 6H).

INTERMEDIATE 6

Ethyl 3-[5-(5,5-dimethyl-1,3,2-dioxaborinan-2-yl)-2-fluoro-4-methoxyphenyl]propanoateStep A: Ethyl 3-(2-fluoro-4-methoxyphenyl)propanoate

An oven dried flask was charged with sodium hydride (60 %) (389 mg, 9.73 mmol) and THF (25 mL) and cooled to 0 °C. Triethyl phosphonoacetate (1.948 mL, 9.73 mmol) was added dropwise and the reaction was heated to 50 °C for 1hr. The reaction was then cooled to 0 °C, and 2-fluoro-4-methoxy-benzaldehyde (1000 mg, 6.49 mmol) was added via cannula in THF (4 x 5 mL). The reaction was then heated at reflux for 16 hours. Next, the reaction was cooled to room temperature and diluted with ethyl acetate (75 mL). The organic layer was washed with water (2 x 75 mL) and brine (75 mL), dried over sodium sulfate, filtered, and concentrated. The residue was dissolved in ethanol (20 mL) and 10% palladium on carbon (100 mg) was added. The reaction was placed under an atmosphere of H₂ (balloon) and stirred for 4 hours. The reaction was then filtered and concentrated. Purification of the residue via flash chromatography on silica gel (0 to 40% ethyl acetate/hexanes) afforded ethyl 3-(2-fluoro-4-methoxyphenyl)propanoate. ¹H NMR (CDCl₃, 500 MHz) δ 7.09 (t, *J* = 8.5 Hz, 1H), 6.60 (m, 2H), 4.12 (q, *J* = 7.2 Hz, 2H), 3.77 (s, 3H), 2.90 (t, *J* = 7.6 Hz, 2H), 2.58 (t, *J* = 7.7 Hz, 2H), 1.23 (t, *J* = 7.2 Hz, 3H).

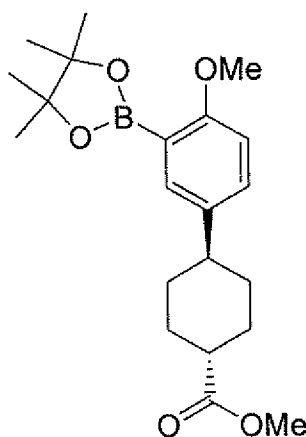
Step B: Ethyl 3-(2-fluoro-5-iodo-4-methoxyphenyl)propanoate

Ethyl 3-(2-fluoro-4-methoxyphenyl)propanoate (1480 mg, 6.54 mmol) was dissolved in ethanol (60 mL). Iodine (1660 mg, 6.54 mmol) and silver sulfate (2040 mg, 6.54 mmol) were added and the reaction was stirred vigorously at room temperature, protected from light, for 1 hr. The reaction was then diluted with ethyl acetate (100 mL) and filtered. The filtrate was washed with sodium bisulfite (2 x 60 mL), water (70 mL), and brine (70 mL). The organic layer was dried over sodium sulfate, filtered, and concentrated. The residue was purified by flash chromatography on silica gel with 0 to 50% ethyl acetate/hexanes to afford ethyl 3-(2-fluoro-5-iodo-4-methoxyphenyl)propanoate. ¹H NMR (CDCl₃, 500 MHz) δ 7.59 (d, *J* = 8.4 Hz, 1H), 6.55 (d, *J* = 11.6 Hz, 1H), 4.13 (q, *J* = 7.1 Hz, 2H), 3.84 (s, 3H), 2.87 (t, *J* = 7.6 Hz, 2H), 2.57 (t, *J* = 7.6 Hz, 2H), 1.24 (t, *J* = 7.1 Hz, 3H).

Step C: Ethyl 3-[5-(5,5-dimethyl-1,3,2-dioxaborinan-2-yl)-2-fluoro-4-methoxyphenyl]propanoate

An oven dried flask was charged with ethyl 3-(2-fluoro-5-iodo-4-methoxyphenyl)propanoate (2.05 g, 5.82 mmol), bis(neopentyl glycolato)diboron (1.578 g, 6.99 mmol), 1,1'-bis(diphenylphosphino)ferrocene-palladium(II)dichloride dichloromethane complex (0.143 g, 0.175 mmol), potassium acetate (1.714 g, 17.46 mmol), and DMSO (50 mL). The reaction was degassed with nitrogen and heated at 60 °C for 2 hr. The reaction was then poured into ice water and extracted with ethyl acetate (2 x 75 mL). The combined extracts were washed with water (2 x 50 mL) and brine (2 x 50 mL), dried over sodium sulfate, filtered, and concentrated. The residue was purified via flash chromatography on silica gel (0 to 60% ethyl acetate/hexanes) to afford semi-pure ethyl 3-[5-(5,5-dimethyl-1,3,2-dioxaborinan-2-yl)-2-fluoro-4-methoxyphenyl]propanoate. ¹H NMR (CDCl₃, 500 MHz) δ 7.50 (d, *J* = 9.8 Hz, 1H), 6.54 (d, *J* = 12.6 Hz, 1H), 4.12 (q, *J* = 7.1 Hz, 2H), 3.79 (s, 3H), 3.77 (s, 4H), 2.91 (multiplet, 2H), 2.58 (multiplet, 2H), 1.23 (multiplet, 3H), 1.02 (s, 6H).

INTERMEDIATE 7



Methyl *trans*-4-[4-methoxy-3-(4,4,5,5-tetramethyl-1,3,2-dioxaborolan-2-yl)phenyl]cyclohexanecarboxylate

Step A: 4-(4-Methoxyphenyl)cyclohexanone

- 5 To a solution of 4-(4-hydroxyphenyl)cyclohexanone (1 g, 5.26 mmol) in DMF (50 ml) was added cesium carbonate (3.00 g, 9.20 mmol) followed by methyl iodide (0.411 ml, 6.57 mmol). The reaction was stirred at room temperature for 1 hour and then diluted with ethyl acetate (100 mL), washed with water (3 x 50 mL), and brine (50 mL). The organic layer was dried over Na₂SO₄, filtered, and concentrated. Purification of the residue by flash chromatography on silica gel with
10 0 to 100% EtOAc/hexanes afforded 4-(4-methoxyphenyl)cyclohexanone. ¹H NMR (CDCl₃, 500 MHz) δ 7.16 (d, *J* = 8.4 Hz, 2H), 6.87 (d, *J* = 8.7 Hz, 2H), 3.80 (s, 3H), 2.99 (m, 1H), 2.45-2.55 (m, 4H), 2.16-2.23 (m, 2H), 1.86-1.96 (m, 2H).

Step B: *trans*-4-(4-Methoxyphenyl)cyclohexanecarbaldehyde

- 15 A suspension of (methoxymethyl)triphenylphosphonium chloride (4632 mg, 13.51 mmol) in THF (60 mL) was cooled to 0 °C. Potassium hexamethyldisilazide (22.52 ml, 11.26 mmol) was added dropwise via syringe and the solution turned dark red. After the reaction was stirred at 0 °C for 15 minutes, 4-(4-methoxyphenyl)cyclohexanone (920 mg, 4.50 mmol) was added as a solution in THF (15 mL). The reaction was warmed to r.t. and stirred at r.t. for 2 hours. Next, 5
20 mL of concentrated HCl was added to 10 mL of water and this solution was added to the reaction dropwise via addition funnel. The reaction was allowed to stir for 16 hours at room temperature. The reaction was then diluted with EtOAc (150 mL). The organic layer was washed with H₂O (3 x 50 mL), saturated NaHCO₃ (50 mL), and brine (50 mL). The organic layer was dried over Na₂SO₄, filtered, and concentrated. Purification of the residue by flash chromatography on silica
25 gel with 0 to 50% EtOAc/hexanes and isolation of the major product afforded *trans*-4-(4-methoxyphenyl)cyclohexanecarbaldehyde. ¹H NMR (CDCl₃, 500 MHz) δ 9.67 (s, 1H), 7.12 (d, *J* = 8.4 Hz, 2H), 6.85 (d, *J* = 8.7 Hz, 2H), 3.79 (s, 3H), 2.45 (m, 1H), 2.27 (m, 1H), 1.98-2.14 (m, 4H), 1.36-1.53 (m, 4H).

30 Step C: Methyl *trans*-4-(4-methoxyphenyl)cyclohexanecarboxylate

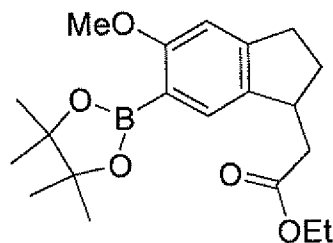
- Trans*-4-(4-methoxyphenyl)cyclohexanecarbaldehyde (774 mg, 3.55 mmol) was dissolved in tetrahydrofuran (7.2 ml) and *t*-BuOH (18 ml) was added followed by 2-methyl-2-butene (7.2 ml, 68.0 mmol). To this solution was added sodium dihydrogen phosphate, hydrate (1072 mg, 7.80 mmol) as a solution in water (4.1 mL). Finally, sodium chlorite (882 mg, 7.80 mmol) was added
35 as a solution in water (4.1 mL). The reaction was stirred at room temperature for 2 hours and then diluted with EtOAc (100 mL) and washed with water (25 mL) and brine (25 mL). The aqueous washes were combined, acidified with 1N HCl and extracted with EtOAc (50 mL). The

two EtOAc extracts (before and after acidification) were combined, dried over Na₂SO₄, filtered, and concentrated. The residue was taken up in toluene (20 ml) and MeOH (3 ml). TMS-diazomethane (2.82 ml, 5.64 mmol) was added dropwise. Evolution of gas was observed, and a yellow color persisted. After 45 minutes, the reaction was quenched with HOAc, diluted with EtOAc (75 mL), and washed with saturated NaHCO₃ and brine (20 mL each). The organic layer was dried over Na₂SO₄, filtered, and concentrated. Purification of the residue by flash chromatography on silica gel with 0 to 40% EtOAc/hexanes afforded methyl *trans*-4-(4-methoxyphenyl)cyclohexanecarboxylate. ¹H NMR (CDCl₃, 500 MHz) δ 7.12 (d, *J* = 8.7 Hz, 2H), 6.84 (d, *J* = 8.5 Hz, 2H), 3.79 (s, 3H), 3.69 (s, 3H), 2.47 (m 1H), 2.35 (m, 1H), 1.92-2.12 (m, 4H), 1.53-1.63 (m, 2H), 1.40-1.49 (m, 2H).

Steps 4 and 5: Methyl *trans*-4-[4-methoxy-3-(4,4,5,5-tetramethyl-1,3,2-dioxaborolan-2-yl)phenyl]cyclohexanecarboxylate

Methyl *trans*-4-(4-methoxyphenyl)cyclohexanecarboxylate was converted into methyl *trans*-4-[4-methoxy-3-(4,4,5,5-tetramethyl-1,3,2-dioxaborolan-2-yl)phenyl]cyclohexanecarboxylate via the intermediate iodide as in the examples above. See, for example, steps 1 and 2 in the synthesis of INTERMEDIATE 2.

INTERMEDIATE 8



Ethyl [5-methoxy-6-(4,4,5,5-tetramethyl-1,3,2-dioxaborolan-2-yl)-2,3-dihydro-1H-inden-1-yl]acetate

Step A: Ethyl (5-methoxy-2,3-dihydro-1H-inden-1-yl)acetate

An oven dried flask was charged with sodium hydride (60wt%) (173 mg, 4.32 mmol) and THF (15 mL) and cooled to 0°C. Triethyl phosphonoacetate (0.864 mL, 4.32 mmol) was added dropwise and the reaction was then heated to 50°C for 1hr. The reaction was then cooled to 0 °C, and 5-methoxy-1-indanone (500 mg, 3.08 mmol) was added via cannula in THF (3 x 5 mL). The reaction was then refluxed for 17 hours. Next, the reaction was cooled to room temperature and diluted with ethyl acetate (50 mL). The organic layer was washed with water (2 x 50 mL) and brine (50 mL), dried over sodium sulfate, filtered, and concentrated. The residue was dissolved

in ethanol (15 mL) and 10% palladium on carbon (150 mg) was added. The reaction was stirred at room temperature under an atmosphere of hydrogen (balloon) for 17 hours. At this point, the catalyst was removed by filtration, and the filtrate was concentrated. Purification of the residue via flash chromatography on silica gel (0 to 40% ethyl acetate/hexanes) afforded ethyl (5-methoxy-2,3-dihydro-1*H*-inden-1-yl)acetate. ¹H NMR (CDCl₃, 500 MHz) δ 7.07 (d, *J* = 8.5 Hz, 1H), 6.78 (s, 1H), 6.71 (dd, *J* = 8.2, 2.3 Hz, 1H), 4.18 (m, 2H), 3.78 (s, 3H), 3.53 (m, 1H), 2.95-2.65 (m, 3H), 2.45-2.30 (m, 2H), 1.76 (m, 1H), 1.28 (t, *J* = 7.2 Hz, 3H).

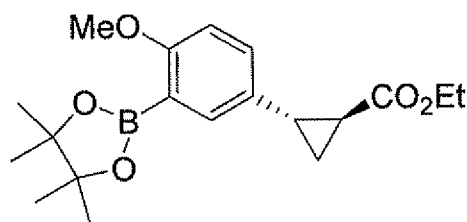
Step B: Ethyl (6-iodo-5-methoxy-2,3-dihydro-1*H*-inden-1-yl)acetate

Ethyl (5-methoxy-2,3-dihydro-1*H*-inden-1-yl)acetate (472 mg, 2.015 mmol) was dissolved in ethanol (20 mL). Iodine (511 mg, 2.015 mmol) and silver sulfate (628 mg, 2.015 mmol) were added and the reaction was stirred vigorously at room temperature, protected from light, for 1 hour. The reaction was diluted with ethyl acetate (75 mL) and filtered to remove solids. The filtrate was washed with sodium bisulfite (2 x 50 mL), water (70 mL), and brine (70 mL). The organic layer was dried over sodium sulfate, filtered, and concentrated. The residue was purified by flash chromatography on silica gel with 0 to 50% ethyl acetate/hexanes. Further purification by SFC on a chiral AD column with 15% IPA/heptanes removed a minor regioisomer and separated the two enantiomers of ethyl (6-iodo-5-methoxy-2,3-dihydro-1*H*-inden-1-yl)acetate. ¹H NMR (CDCl₃, 500 MHz) δ 7.55 (s, 1H), 6.72 (s, 1H), 4.17 (m, 2H), 3.85 (s, 3H), 3.53 (m, 1H), 2.95-2.65 (m, 3H), 2.60-2.42 (m, 2H), 1.78 (m, 1H), 1.28 (t, *J* = 7.1 Hz, 3H).

Step C: Ethyl [5-methoxy-6-(4,4,5,5-tetramethyl-1,3,2-dioxaborolan-2-yl)-2,3-dihydro-1*H*-inden-1-yl]acetate

The two enantiomers of ethyl (6-iodo-5-methoxy-2,3-dihydro-1*H*-inden-1-yl)acetate were converted into the two enantiomers of ethyl [5-methoxy-6-(4,4,5,5-tetramethyl-1,3,2-dioxaborolan-2-yl)-2,3-dihydro-1*H*-inden-1-yl]acetate as in the examples above. See, for example, Step B in the synthesis of INTERMEDIATE 2.

INTERMEDIATE 9



Ethyl(1*S*,2*S*)-2-[4-methoxy-3-(4,4,5,5-tetramethyl-1,3,2-dioxaborolan-2-yl)phenyl]cyclopropanecarboxylate

Step A: Ethyl (1*S*,2*S*)-2-(4-methoxyphenyl)cyclopropanecarboxylate and ethyl (1*S*,2*R*)-2-(4-methoxyphenyl)cyclopropanecarboxylate

A solution of bis(copper(I) trifluoromethanesulfonate), benzene complex (0.049 g, 0.088 mmol) and (*R,R*)-(-)-2,2'-isopropylidenebis(4-*tert*-butyl-2-oxazoline) (0.103 g, 0.351 mmol) in dry ClCH₂CH₂Cl (10 mL) was stirred at room temperature for 30 min. 4-Methoxystyrene (11.8 mL, 88 mmol) was added and the solution was stirred for 30 min. The solution was cooled to -15 °C and a solution of ethyl diazoacetate (2.17 mL, 17.53 mmol) in dry ClCH₂CH₂Cl (15 mL) was added via syringe pump over 14 h. The reaction was aged a total of 18 h. This reaction mixture was purified by flash chromatography (Biotage Horizon, 65i, Si, ~60-70 mL/min, 100% hexanes for 360 mL, gradient to 20% EtOAc in hexanes over 4536 mL, gradient to 40% EtOAc in hexanes over 2448 mL) to afford in order of elution *trans*-1*S*,2*S* isomer (94% e.e., chiral HPLC AD column), and *cis*-1*S*,2*R* isomer (95% e.e., chiral HPLC OJ column), as colorless oils. *trans*-1*S*,2*S* isomer: *R*_f = 0.64 (20% EtOAc/hexanes). ¹H NMR (600 MHz, CDCl₃): δ 7.02 (d, *J* = 8.4 Hz, 2 H); 6.81 (d, *J* = 8.5 Hz, 2 H); 4.16 (q, *J* = 7.2 Hz, 2 H); 3.77 (s, 3 H); 2.49-2.44 (m, 1 H); 1.83-1.78 (m, 1 H); 1.56-1.51 (m, 1 H); 1.27 (t, *J* = 7.1 Hz, 3 H); 1.26-1.22 (m, 1 H). *cis*-1*S*,2*R* isomer: *R*_f = 0.56 (20% EtOAc/hexanes). ¹H NMR (600 MHz, CHCl₃-*d*): δ 7.18 (d, *J* = 8.4 Hz, 2 H); 6.80 (d, *J* = 8.5 Hz, 2 H); 3.89 (q, *J* = 7.1 Hz, 2 H); 3.77 (s, 3 H); 2.51 (q, *J* = 8.4 Hz, 1 H); 2.05-2.00 (m, 1 H); 1.67-1.63 (m, 1 H); 1.33-1.27 (m, 1 H); 1.01 (t, *J* = 7.1 Hz, 3 H).

Step B: Ethyl (1*S*,2*S*)-2-(3-iodo-4-methoxyphenyl)cyclopropanecarboxylate

Silver sulfate (3.47 g, 11.12 mmol) and iodine (0.576 mL, 11.12 mmol) were added successively to a solution of ethyl (1*S*,2*S*)-2-(4-methoxyphenyl)cyclopropanecarboxylate (2.45 g, 11.12 mmol) in EtOH (55.6 mL) at 25 °C and the reaction was stirred vigorously for 4 h. After this time the reaction mixture was filtered through a plug of Celite®. The filtrate was diluted with EtOAc (100 mL), washed with water (2 x 25 mL), aq. NaHSO₃ (2 x 25 mL), and brine (25 mL), dried (MgSO₄) and concentrated *in vacuo* to give the crude product. This was purified by flash chromatography (Biotage Horizon, 40M, Si, ~30 mL/min, 100% hexanes for 360 mL, gradient to 20% EtOAc in hexanes over 2088 mL) to afford ethyl (1*S*,2*S*)-2-(3-iodo-4-methoxyphenyl)cyclopropanecarboxylate, as a colorless oil. *R*_f = 0.61 (20% EtOAc/hexanes). ¹H NMR (600 MHz, CDCl₃): δ 7.50 (d, *J* = 2.3 Hz, 1 H); 7.04 (dd, *J* = 8.5, 2.3 Hz, 1 H); 6.71 (d, *J* = 8.5 Hz, 1 H); 4.15 (q, *J* = 7.2 Hz, 2 H); 3.83 (s, 3 H); 2.44-2.39 (m, 1 H); 1.82-1.78 (m, 1 H); 1.55-1.50 (m, 1 H); 1.27 (t, *J* = 7.2 Hz, 3 H); 1.25-1.19 (m, 1 H).

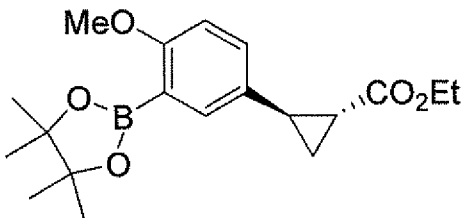
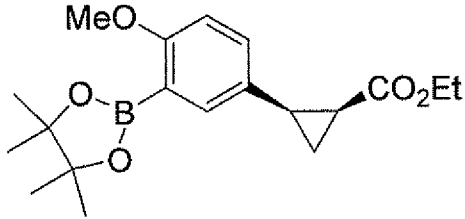
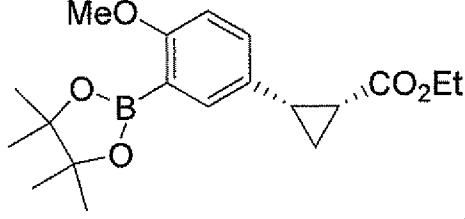
Step C: Ethyl(1*S*,2*S*)-2-[4-methoxy-3-(4,4,5,5-tetramethyl-1,3,2-dioxaborolan-2-yl)phenyl]cyclopropanecarboxylate

Dioxane (19.75 mL) and DMSO (79 mL) were added to sequentially to a mixture of ethyl (1*S*,2*S*)-2-(3-iodo-4-methoxyphenyl)cyclopropanecarboxylate (3.76 g, 10.86 mmol),

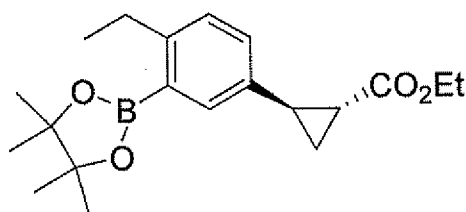
bis(pinacolato)diboron (3.45 g, 13.58 mmol), potassium acetate (2.132 g, 21.72 mmol) and 1,1'-bis(diphenylphosphino)ferrocene-palladium(ii)dichloride dichloromethane complex (0.887 g, 1.086 mmol) and the resulting solution was degassed with N₂. The reaction was heated at 50 °C for 1 h and then to 80 °C overnight. The reaction mixture was diluted with EtOAc (150 mL), washed with aq. 0.5N HCl (2 x 80 mL) and brine (2 x 40 mL), dried (Na₂SO₄) and concentrated *in vacuo* to give the crude product. This was purified by flash chromatography (Biotage Horizon, 40M, Si, ~30 mL/min, 100% hexanes for 360 mL, gradient to 30% EtOAc in hexanes over 4536 mL) to afford ethyl(1*S*,2*S*)-2-[4-methoxy-3-(4,4,5,5-tetramethyl-1,3,2-dioxaborolan-2-yl)phenyl]cyclopropanecarboxylate. *R*_f = 0.34 (20% EtOAc/hexanes). LCMS calc. = 347.20; found = 347.06 (M+H)⁺. ¹H NMR (600 MHz, CDCl₃): δ 7.41 (d, *J* = 2.5 Hz, 1 H); 7.11 (dd, *J* = 8.5, 2.5 Hz, 1 H); 6.76 (d, *J* = 8.5 Hz, 1 H); 4.14 (t, *J* = 5.4 Hz, 2 H); 3.79 (s, 3 H); 2.50-2.45 (m, 1 H); 1.83-1.80 (m, 1 H); 1.34 (s, 12 H); 1.30-1.23 (m, 4 H).

The following boronic esters (Table 1) were synthesized using methods analogous to those described for INTERMEDIATE 9 from commercially available materials.

TABLE 1

Intermediate	Structure
10	
11	
12	

INTERMEDIATE 13



Ethyl (1R,2R)-2-[4-ethyl-3-(4,4,5,5-tetramethyl-1,3,2-dioxaborolan-2-yl)phenyl]cyclopropanecarboxylate

5 Step A: 4-Ethyl-3-iodobenzaldehyde

Iodine (0.245 mL, 4.73 mmol) and sodium metaperiodate (0.340 g, 1.59 mmol) were added slowly portionwise successively to stirred 95% H₂SO₄ (30.0 mL) at 25 °C and the mixture was stirred for 30 min to afford a dark brown iodinating solution. The iodinating solution was added dropwise to a stirred suspension of 4-ethylbenzaldehyde (1.34 g, 10 mmol) in 95% H₂SO₄ (10.0 mL) over 45 min while maintaining the temperature at 25-30 °C. Stirring was continued for a further 15 min and the reaction was quenched by slowly pouring into stirred ice-water (300 mL). The precipitate was collected by filtration, washed with water and dried under vacuum to afford 4-ethyl-3-iodobenzaldehyde, as a colorless solid. ¹H NMR (600 MHz, CDCl₃): δ 9.87 (s, 1 H); 8.28 (d, *J* = 1.7 Hz, 1 H); 7.77 (dd, *J* = 7.8, 1.6 Hz, 1 H); 7.36 (d, *J* = 7.8 Hz, 1 H); 2.78 (q, *J* = 7.6 Hz, 2 H); 1.23 (t, *J* = 7.6 Hz, 4 H).

Step B: 4-Ethenyl-1-ethyl-2-iodobenzene

Potassium hexamethyldisilazide (0.5 M in THF) (46.1 mL, 23.07 mmol) was added dropwise to a stirred suspension of methyltriphenylphosphonium bromide (8.24 g, 23.1 mmol) in dry THF (62 mL) at 0 °C and the mixture was stirred for 20 min. A solution of 4-ethyl-3-iodobenzaldehyde (2.40 g, 9.23 mmol) in dry THF (31 mL) was added *via cannula*. The reaction mixture was allowed to warm to room temperature and stirred overnight. The reaction was quenched with satd NH₄Cl (50 mL) and the resulting mixture was extracted with EtOAc (3 x 50 mL). The combined extracts were dried (MgSO₄) and concentrated *in vacuo* to give the crude product. This was purified by flash chromatography (Biotage Horizon, 40M, Si, ~30 mL/min, 100% hexanes for 2448 mL) to afford 4-ethenyl-1-ethyl-2-iodobenzene, as a colorless oil. *R_f* = 0.79 (hexanes). ¹H NMR (500 MHz, CDCl₃): δ 7.37 (d, *J* = 1.8 Hz, 1 H); 6.83 (dd, *J* = 7.9, 1.8 Hz, 1 H); 6.68 (d, *J* = 7.9 Hz, 1 H); 6.11 (dd, *J* = 17.6, 10.9 Hz, 1 H); 5.21 (d, *J* = 17.6 Hz, 1 H); 4.72 (d, *J* = 9.7 Hz, 1 H); 2.23 (q, *J* = 7.5 Hz, 2 H); 0.72 (t, *J* = 7.5 Hz, 3 H).

Step C: Ethyl (1R,2R)-2-(4-ethyl-3-iodophenyl)cyclopropanecarboxylate and ethyl (1R,2S)-2-(4-ethyl-3-iodophenyl)cyclopropanecarboxylate

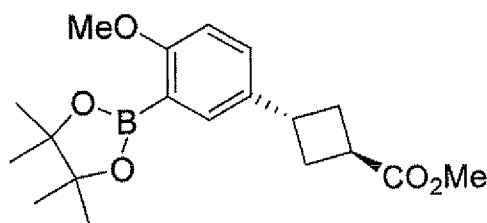
A solution of bis(copper(I) trifluoromethanesulfonate), benzene complex (4.78 mg, 8.55 μmol) and (S,S)-(-)-2,2'-isopropylidenebis(4-*tert*-butyl-2-oxazoline) (10.07 mg, 0.034 mmol) in dry

ClCH₂CH₂Cl (487 μ L) was stirred at room temperature for 30 min. A solution of 4-ethenyl-1-ethyl-2-iodobenzene (2207 mg, 8.55 mmol) in dry ClCH₂CH₂Cl (487 μ L) was added and the solution was stirred for 30 min. The solution was cooled to -15 °C and a solution of ethyl diazoacetate (212 μ L, 1.71 mmol) in dry ClCH₂CH₂Cl (1462 μ L) was added *via* syringe pump over ~17 h. The reaction was aged a total of 24 h. This reaction mixture was purified by flash chromatography (Biotage Horizon, 40M, Si, ~30 mL/min, 100% hexanes for 360 mL, gradient to 15% EtOAc in hexanes over 4536 mL) to afford in order of elution recovered starting styrene, ethyl (1*R*,2*R*)-2-(4-ethyl-3-iodophenyl)cyclopropanecarboxylate and ethyl (1*R*,2*S*)-2-(4-ethyl-3-iodophenyl)cyclopropanecarboxylate, as colorless oils. 1*R*,2*R* isomer: *R_f* = 0.57 (10% EtOAc/hexanes). ¹H NMR (600 MHz, CHCl₃-*d*): δ 7.55 (d, *J* = 1.9 Hz, 1 H); 7.11 (d, *J* = 7.9 Hz, 1 H); 7.01 (dd, *J* = 7.8, 1.9 Hz, 1 H); 4.17 (q, *J* = 7.1 Hz, 2 H); 2.69 (q, *J* = 7.5 Hz, 2 H); 2.45-2.40 (m, 1 H); 1.89-1.83 (m, 1 H); 1.57 (dt, *J* = 9.2, 5.0 Hz, 1 H); 1.30-1.23 (m, 4 H); 1.18 (t, *J* = 7.5 Hz, 3 H). 1*R*,2*S* isomer: *R_f* = 0.48 (10% EtOAc/hexanes). LCMS calc. = 345.04; found = 344.94 (M+H)⁺. ¹H NMR (600 MHz, CHCl₃-*d*): δ 7.72 (s, 1 H); 7.17 (dd, *J* = 7.9, 1.8 Hz, 1 H); 7.10 (d, *J* = 7.8 Hz, 1 H); 3.92 (q, *J* = 7.1 Hz, 2 H); 2.68 (q, *J* = 7.5 Hz, 2 H); 2.48 (q, *J* = 8.4 Hz, 1 H); 2.08-2.01 (m, 1 H); 1.67-1.62 (m, 1 H); 1.33-1.26 (m, 1 H); 1.17 (t, *J* = 7.5 Hz, 3 H); 1.02 (t, *J* = 7.1 Hz, 3 H).

Step D: Ethyl (1*R*,2*R*)-2-[4-ethyl-3-(4,4,5,5-tetramethyl-1,3,2-dioxaborolan-2-yl)phenyl]cyclopropanecarboxylate

Dioxane (0.94 mL) and DMSO (3.8 mL) were added to sequentially to a mixture of ethyl (1*R*,2*R*)-2-(4-ethyl-3-iodophenyl)cyclopropanecarboxylate (0.1783 g, 0.518 mmol), bis(pinacolato)diboron (0.164 g, 0.648 mmol), potassium acetate (0.102 g, 1.036 mmol) and 1,1'-bis(diphenylphosphino)ferrocene-palladium(II)dichloride dichloromethane complex (0.042 g, 0.052 mmol) and the resulting solution was degassed with N₂. The reaction was heated at 50 °C for 1 h and then to 80 °C overnight. The reaction mixture was diluted with EtOAc (40 mL), washed with aq. 0.5 N HCl (2 x 40 mL) and brine (2 x 20 mL), dried (Na₂SO₄) and concentrated *in vacuo* to give the crude product. This was purified by flash chromatography (Biotage Horizon, 25M, Si, ~20 mL/min, 100% hexanes for 144 mL, gradient to 30% EtOAc in hexanes over 2394 mL) to afford ethyl (1*R*,2*R*)-2-[4-ethyl-3-(4,4,5,5-tetramethyl-1,3,2-dioxaborolan-2-yl)phenyl]cyclopropanecarboxylate. *R_f* = 0.73 (20% EtOAc/hexanes). LCMS calc. = 345.22; found = 345.06 (M+H)⁺. ¹H NMR (600 MHz, CHCl₃-*d*): δ 7.57 (s, 1 H); 7.13 (d, *J* = 8.0 Hz, 1 H); 7.08 (dd, *J* = 8.0, 2.1 Hz, 1 H); 4.18 (q, *J* = 7.2 Hz, 2 H); 2.91 (q, *J* = 7.6 Hz, 2 H); 2.57-2.52 (m, 1 H); 1.93-1.88 (m, 1 H); 1.61-1.56 (m, 1 H); 1.45-1.25 (m, 13 H); 1.30 (t, *J* = 7.2 Hz, 3 H); 1.20 (t, *J* = 7.6 Hz, 3 H).

INTERMEDIATE 14



Methyl trans-3-[4-methoxy-3-(4,4,5,5-tetramethyl-1,3,2-dioxaborolan-2-yl)phenyl]cyclobutanecarboxylate

Step A: 3-Methylenecyclobutanecarboxylic acid

3-Methylenecyclobutanecarbonitrile (244 g; 2.62 mol) was added to a solution of potassium hydroxide (85 wt-% pellets; 750 g; 11.4 mol) in a mixture of water (2.7 L) and EtOH (2.7 L). The mixture was heated to obtain a gentle reflux. The reaction was complete, after approximately 2 h, when a moist pH paper did not color blue at the top of the reflux condenser, i.e. ammonia evolution had ceased. The mixture was cooled and was subsequently extracted with toluene (2 x 0.5 L) and Et₂O (4 x 0.5 L). The combined organic phases were dried over Na₂SO₄. After removal of the drying agent, the resulting solution was concentrated under reduced pressure yielding an oily residue. ¹³C NMR (CDCl₃): δ 179.3; 146.2; 107.5; 36.7; 34.8.

Step B: 3-Oxocyclobutanecarboxylic acid

To a solution of crude 3-methylenecyclobutane-carboxylic acid (280 g, 2.25 mol), water (5.5 L), THF (2.5 L) and potassium osmate dihydrate (2.11 g; 5.7 mmol), was charged portion-wise sodium periodate (1.1 kg, 5.14 mol) over a 1.5 h period. The inner temperature was kept below 28 °C. To complete conversion additional potassium osmate dihydrate (0.5 g; 1.35 mmol) and sodium periodate (0.45 kg; 2.1 mol) were added. After 2 h stirring, the solids were removed via filtration and were subsequently washed with THF (1 L). The resulting filtrate was extracted with CH₂Cl₂ (7 x 1.5 L and 5 x 2 L) and EtOAc (9 x 2 L). The first 1.5 L CH₂Cl₂ extract was set aside because of the relative large amount of by-product present. The other organic phases were combined and concentrated under reduced pressure. The solid material (approximately 140 g) was redissolved in CH₂Cl₂ and was treated with charcoal (7 g). The charcoal was removed by filtration over Celite® and the resulting filtrate was concentrated under reduced pressure, yielding a crystalline mass. This material was redissolved in toluene (150 mL) and to the solution was dosed hexane (150 mL). This yielded 52 g light yellowish/brown crystals, which darkened upon standing. Concentration of the mother liquor and recrystallization of the solid mass (70 g) from toluene (150 mL) yielded 48 g yellowish/brown material. The first CH₂Cl₂ extract which was set aside, was concentrated yielding 70 g of residue. To the residue CH₂Cl₂ (30 mL) was added and the remaining solution was stored at -15°C, which initiated crystallization. From this slurry, 55 g of dark grey/black needle-like crystals were recovered. All crystalline material was

combined and was dissolved in EtOAc (750 mL) upon heating, charcoal (7.5 g) was added and the mixture was stirred for 1 h at ambient temperature. The charcoal was removed by filtration over Celite®. Approximately 500 mL of EtOAc were removed under reduced pressure. At that point the product started to crystallize and severe foaming was observed. Hexane (500 mL) was added and the mixture was rotated on the rotary evaporator for 1 h. Filtration of the crystalline mass yielded pure product. Anal. Calcd. for C₅H₆O₃: C, 52.63; H, 5.30. Found: C, 52.67; H, 5.31. MS (FIA/ES; negative ionization mode): *m/e* 430 [M-H]⁻. ¹H NMR (CDCl₃): δ 11.47 (br s, 1 H); 3.2-3.5 (m, 5 H). ¹³C NMR (CDCl₃): δ 203.1; 180.1; 51.5; 27.2.

Step C: Methyl 3-oxocyclobutanecarboxylate

Trimethylsilyldiazomethane (21.0 mL of a 2 M solution in hexanes, 42.1 mmol) was added to a stirred solution of 3-oxocyclobutanecarboxylic acid (3.00 g, 26.3 mmol) in dry MeOH (11.1 mL) and dry CH₂Cl₂ (100 mL) at 25 °C under N₂. The reaction was stirred at 25 °C for 2 h. The reaction mixture was concentrated *in vacuo* to afford methyl 3-oxocyclobutanecarboxylate, as an oil. ¹H NMR (500 MHz, CHCl₃): δ 3.75 (s, 3 H); 3.44-3.37 (m, 2 H); 3.31-3.17 (m, 3 H).

Step D: Methyl 3-hydroxy-3-(4-methoxyphenyl)cyclobutanecarboxylate

4-Anisylmagnesium bromide (15.6 mL of 0.5 M solution in THF, 7.80 mmol) was added dropwise over 1 h to a stirred solution of methyl 3-oxocyclobutanecarboxylate (1.00 g, 7.80 mmol) in dry Et₂O (71.0 mL) at -78 °C under N₂. The reaction mixture was allowed to warm to room temperature and was stirred for 1 h. Satd aq. Na₂SO₄ was added and the mixture was stirred until a clear solution resulted. This mixture was extracted with Et₂O (3 x 50 mL). The combined extracts were dried (MgSO₄) and concentrated *in vacuo* to give the crude product. This was purified by flash chromatography (Biotage Horizon, 40M, Si, ~30 mL/min, 100% hexanes for 360 mL, gradient to 20% EtOAc in hexanes over 2088 mL, gradient to 40% EtOAc in hexanes over 2448 mL) to afford methyl 3-hydroxy-3-(4-methoxyphenyl)cyclobutanecarboxylate. R_f = 0.18 (20% EtOAc/hexanes). LCMS calc. = 259.10; found = 259.01 (M+Na)⁺. ¹H NMR (500 MHz, CHCl₃): δ 3.75 (s, 3 H); 3.44-3.37 (m, 2 H); 3.32-3.18 (m, 3 H).

Step E: Methyl *trans*-3-(4-methoxyphenyl)cyclobutanecarboxylate and methyl *cis*-3-(4-methoxyphenyl)cyclobutanecarboxylate

Diphenylchlorosilane (0.806 mL, 3.71 mmol) was added to a mixture of indium(III) chloride (0.021 g, 0.093 mmol) and methyl 3-hydroxy-3-(4-methoxyphenyl)cyclobutanecarboxylate (0.438 g, 1.85 mmol) in dry ClCH₂CH₂Cl (3.71 mL) under N₂. The reaction mixture was stirred at 25 °C for 15 min. The reaction mixture was diluted with water (20 mL) and extracted with Et₂O (3 x 20 mL). The combined extracts were dried (MgSO₄) and concentrated *in vacuo* to give

the crude product. This was purified by flash chromatography (Biotage Horizon, 25M, Si, ~20 mL/min, 100% hexanes for 144 mL, gradient to 20% EtOAc in hexanes over 2394 mL) to afford a mixture of diastereoisomers (0.37 g, 91 % yield). The sample was resolved by chiral HPLC (OJ, 20 x 250 mm, 9 mL/min, 5% *i*-PrOH in heptanes) to afford in order of elution methyl *trans*-

3-(4-methoxyphenyl)cyclobutanecarboxylate and methyl *cis*-3-(4-

methoxyphenyl)cyclobutanecarboxylate. *trans*-diastereoisomer: $R_f = 0.54$ (20% EtOAc/hexanes). LCMS calc. = 221.12; found = 221.15 (M+H)⁺. ¹H NMR (600 MHz, CHCl₃):

δ 7.66 (d, $J = 8.4$ Hz, 2 H); 7.37 (d, $J = 8.4$ Hz, 2 H); 4.29 (s, 3 H); 4.25 (s, 3 H); 4.24-4.15 (m, 1 H); 3.67-3.61 (m, 1 H); 3.20-3.14 (m, 2 H); 2.93-2.87 (m, 2 H). *cis*-diastereoisomer: R_f

= 0.54 (20% EtOAc/hexanes). ¹H NMR (600 MHz, CHCl₃): δ 7.68 (d, $J = 8.4$ Hz, 2 H); 7.36 (d, $J = 8.3$ Hz, 2 H); 4.28 (s, 3 H); 4.20 (s, 3 H); 3.93-3.84 (m, 1 H); 3.63-3.54 (m, 1 H); 3.12-3.06 (m, 2 H); 2.94-2.86 (m, 2 H).

Step F: Methyl *trans*-3-(3-iodo-4-methoxyphenyl)cyclobutanecarboxylate

Silver sulfate (0.671 g, 2.15 mmol) and iodine (0.11 mL, 2.15 mmol) were added successively to a solution of methyl *trans*-3-(4-methoxyphenyl)cyclobutanecarboxylate (0.474 g, 2.15 mmol) in MeOH (10.8 mL) at 25 °C and the reaction was stirred vigorously for 4 h. After this time the reaction mixture was filtered through a plug of Celite®. The filtrate was diluted with EtOAc (50 mL), washed with water (2 x 10 mL), aq. Na₂SO₃ (2 x 10 mL), and brine (10 mL), dried

(Na₂SO₄) and concentrated *in vacuo* to give the crude product. This was purified by flash chromatography (Biotage Horizon, 25M, Si, ~20 mL/min, 100% hexanes for 144 mL, gradient to 20% EtOAc in hexanes over 2394 mL) to afford methyl *trans*-3-(3-iodo-4-methoxyphenyl)cyclobutanecarboxylate, as a colorless oil. $R_f = 0.54$ (20% EtOAc/hexanes). LCMS calc. = 347.01; found = 347.02 (M+H)⁺. ¹H NMR (500 MHz, CHCl₃): δ 7.58 (d, $J = 2.2$

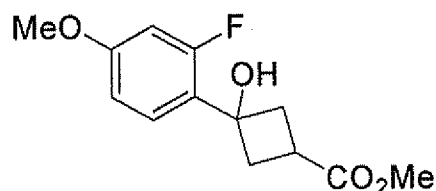
Hz, 1 H); 7.08 (dd, $J = 8.4, 2.2$ Hz, 1 H); 6.69 (d, $J = 8.4$ Hz, 1 H); 3.76 (s, 3 H); 3.67 (s, 3 H); 3.65-3.54 (m, 1 H); 3.07-3.00 (m, 1 H); 2.61-2.55 (m, 2 H); 2.32-2.25 (m, 2 H).

Step G: Methyl *trans*-3-[4-methoxy-3-(4,4,5,5-tetramethyl-1,3,2-dioxaborolan-2-yl)phenyl]cyclobutanecarboxylate

Dioxane (3.60 mL) and DMSO (14.4 mL) were added to sequentially to a mixture of methyl *trans*-3-(3-iodo-4-methoxyphenyl)cyclobutanecarboxylate (0.686 g, 1.98 mmol), bis(pinacolato)diboron (0.629 g, 2.48 mmol), potassium acetate (0.389 g, 3.96 mmol) and 1,1'-bis(diphenylphosphino)ferrocene-palladium(II)dichloride dichloromethane complex (0.162 g, 0.198 mmol) and the resulting solution was degassed with N₂. The reaction was heated at 50 °C for 1 h and then to 80 °C overnight. The reaction mixture was diluted with EtOAc (70 mL), washed with aq. 0.5 N HCl (2 x 40 mL) and brine (2 x 20 mL), dried (Na₂SO₄) and concentrated *in vacuo* to give the crude product. This was purified by flash chromatography (Biotage Horizon,

25M, Si, ~20 mL/min, 100% hexanes for 144 mL, gradient to 30% EtOAc in hexanes over 2394 mL) to afford methyl *trans*-3-[4-methoxy-3-(4,4,5,5-tetramethyl-1,3,2-dioxaborolan-2-yl)phenyl]cyclobutanecarboxylate. $R_f = 0.27$ (20% EtOAc/hexanes). LCMS calc. = 347.20; found = 347.08 (M+H)⁺. ¹H NMR (600 MHz, CHCl₃): δ 8.01 (d, $J = 2.4$ Hz, 1 H); 7.77-7.74 (m, 1 H); 7.31 (dd, $J = 8.5, 0.8$ Hz, 1 H); 4.30 (s, 3 H); 4.23 (s, 3 H); 4.22-4.15 (m, 1 H); 3.66-3.60 (m, 1 H); 3.17-3.11 (m, 2 H); 2.94-2.87 (m, 2 H); 1.85 (s, 12 H).

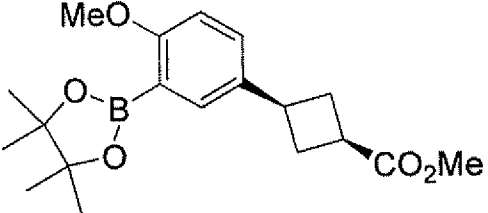
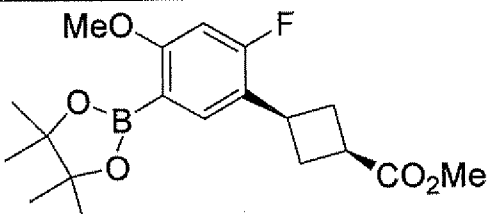
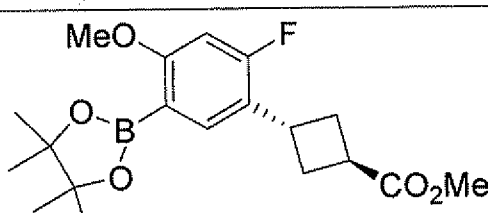
INTERMEDIATE 15

Methyl 3-(2-fluoro-4-methoxyphenyl)-3-hydroxycyclobutanecarboxylate

To a dry and N₂ flashed flask was added 4-bromo-3-fluoroanisole (1.04 g, 5.07 mmol) in THF (6 mL) under N₂. This was cooled to -78 °C, and *n*-BuLi (1.72 mL, 4.29 mmol) was added. The reaction was stirred at -78 °C for 30 min. The mixture above was added *via cannula* to a stirred solution of methyl 3-oxocyclobutane carboxylate (500 mg, 3.90 mmol) in dry Et₂O (35 mL) at -78 °C under N₂. The reaction mixture was allowed to warm to room temperature and was stirred for 1 h. Satd aq. NH₄Cl was added and the mixture was stirred until a clear solution resulted. This mixture was extracted with Et₂O (3 x). The combined extracts were dried (MgSO₄) and concentrated *in vacuo* to give the crude product, which was purified by flash chromatography (Biotage Horizon, 40M, Si, ~30 mL/min, 100% hexanes for 260 mL, gradient to 40% EtOAc in hexanes over 5184 mL) to afford methyl 3-(2-fluoro-4-methoxyphenyl)-3-hydroxycyclobutanecarboxylate (450 mg, 45 %). ¹H NMR (500 MHz, CDCl₃): δ 7.32 (t, $J = 8.9$ Hz, 1 H); 6.69-6.63 (m, 2 H); 3.80 (s, 3 H); 3.74 (s, 3 H); 3.40 (s, 1 H); 3.03-2.93 (m, 2 H); 2.90-2.82 (m, 1 H); 2.67-2.61 (m, 2 H).

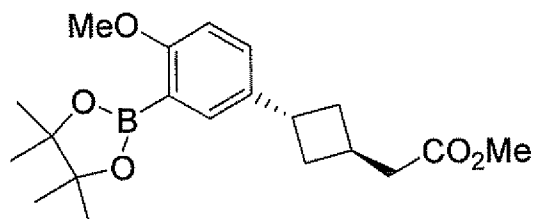
The following boronic esters (Table 2) were synthesized using methods analogous to those described for INTERMEDIATE 14 from INTERMEDIATE 15 and commercially available materials.

TABLE 2

Intermediate	Molecular Structure
16	
17	
18	

INTERMEDIATE 19

5



Methyl {trans-3-[4-methoxy-3-(4,4,5,5-tetramethyl-1,3,2-dioxaborolan-2-yl)phenyl]cyclobutyl} acetate

10 Step A: Methyl [trans-3-(4-methoxyphenyl)cyclobutyl]acetate

A solution of *n*-butyllithium (1.25 mL of a 2.5 M soln in hexanes, 3.12 mmol) was added to a stirred solution of 2,2,6,6-tetramethylpiperidine (0.56 mL, 3.33 mmol) in dry THF (4.37 mL) at 0 °C under N₂. Separately, a mixture of methyl *trans*-3-(4-methoxyphenyl)cyclobutanecarboxylate (INTERMEDIATE 14, Step E) (0.200 g, 0.908 mmol) and dibromomethane (0.22 mL, 3.12 mmol) in dry THF (4.37 mL) was cooled to -78 °C under N₂. After 30 min, the LiTMP solution was cooled to -78 °C and added to the ester/CH₂Br₂ solution dropwise *via cannula*. After 15 min a cold (-78 °C) solution of lithium bis(trimethylsilyl)amide (3.12 mL of a 1 M soln in THF, 3.12 mmol) was added dropwise *via cannula*. The mixture was allowed to warm to -20 °C and then

recooled to -78 °C, and a solution of sec-butyllithium (3.39 mL of a 1.4 M soln in cyclohexane, 4.74 mmol) was added dropwise. The mixture was then warmed to -20 °C and a solution of *n*-butyllithium (1.13 mL of a 2.5 M soln in hexanes, 2.82 mmol) was added. The mixture was warmed to room temperature, stirred for 1 h and then quenched over a 20 min period into a stirred solution of acidic methanol at 0 °C (prepared by slow addition of acetyl chloride (2.01 mL, 28.3 mmol) to ice-cooled dry MeOH (10.2 mL). The mixture was diluted with Et₂O (40 mL) and washed with satd sq. NaHCO₃. The aqueous phase was re-extracted with Et₂O (2 x 40 mL) and the combined organic extracts were dried (MgSO₄) and concentrated *in vacuo* to give the crude product. This was purified by flash chromatography (Biotage Horizon, 25M, Si, ~20 mL/min, 100% hexanes for 144 mL, gradient to 20% EtOAc in hexanes over 2394 mL) to afford methyl [*trans*-3-(4-methoxyphenyl)cyclobutyl]acetate, as a colorless oil. *R_f* = 0.55 (20% EtOAc/hexanes). ¹H NMR (500 MHz, CDCl₃): δ 7.18 (d, *J* = 8.4 Hz, 2 H); 6.87 (d, *J* = 8.4 Hz, 2 H); 3.80 (s, 3 H); 3.69 (s, 3 H); 3.59-3.54 (m, 1 H); 2.74-2.71 (m, 1 H); 2.62 (d, *J* = 7.9 Hz, 2 H); 2.38-2.31 (m, 2 H); 2.19-2.13 (m, 2 H).

Step B: Methyl [*trans*-3-(3-iodo-4-methoxyphenyl)cyclobutyl]acetate

Silver sulfate (0.149 g, 0.478 mmol) and iodine (0.025 mL, 0.478 mmol) were added successively to a solution of methyl [*trans*-3-(4-methoxyphenyl)cyclobutyl]acetate (0.1119 g, 0.478 mmol) in MeOH (2.4 mL) at 25 °C and the reaction was stirred vigorously for 4 h. After this time the reaction mixture was filtered through a plug of Celite®. The filtrate was diluted with EtOAc (50 mL), washed with water (2 x 10 mL), aq. Na₂SO₃ (2 x 10 mL), and brine (10 mL), dried (Na₂SO₄) and concentrated *in vacuo* to give the crude product. This was purified by flash chromatography (Biotage Horizon, 25M, Si, ~20 mL/min, 100% hexanes for 144 mL, gradient to 20% EtOAc in hexanes over 2394 mL) to afford methyl [*trans*-3-(3-iodo-4-methoxyphenyl)cyclobutyl]acetate, as a colorless oil. *R_f* = 0.45 (20% EtOAc/hexanes). LCMS calc. = 383.01; found = 382.92 (M+Na)⁺. ¹H NMR (500 MHz, CDCl₃): δ 7.64 (d, *J* = 2.2 Hz, 1 H); 7.16 (dd, *J* = 8.4, 2.2 Hz, 1 H); 6.76 (d, *J* = 8.4 Hz, 1 H); 3.85 (s, 3 H); 3.68 (s, 3 H); 3.56-3.46 (m, 1 H); 2.74-2.66 (m, 1 H); 2.60 (d, *J* = 7.9 Hz, 2 H); 2.35-2.27 (m, 2 H); 2.17-2.10 (m, 2 H).

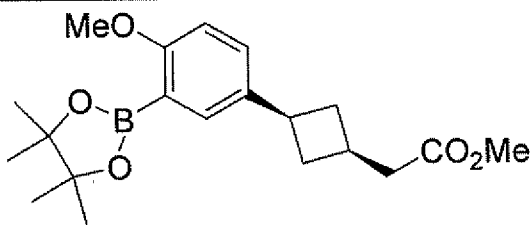
Step C: Methyl {*trans*-3-[4-methoxy-3-(4,4,5,5-tetramethyl-1,3,2-dioxaborolan-2-yl)phenyl]cyclobutyl}acetate

Dioxane (0.71 mL) and DMSO (2.8 mL) were added to sequentially to a mixture of methyl [*trans*-3-(3-iodo-4-methoxyphenyl)cyclobutyl]acetate (0.1406 g, 0.390 mmol), bis(pinacolato)diboron (0.124 g, 0.488 mmol), potassium acetate (0.077 g, 0.781 mmol) and 1,1'-bis(diphenylphosphino)ferrocene-palladium(II)dichloride dichloromethane complex (0.032 g, 0.039 mmol) and the resulting solution was degassed with N₂. The reaction was heated at 50 °C

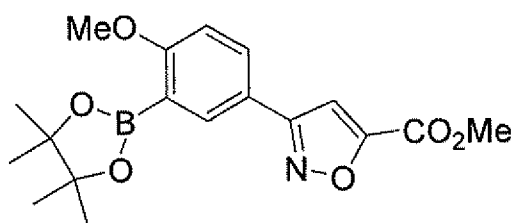
for 1 h and then to 80 °C overnight. The reaction mixture was diluted with EtOAc (70 mL), washed with aq. 0.5 N HCl (2 x 40 mL) and brine (2 x 20 mL), dried (Na₂SO₄) and concentrated *in vacuo* to give the crude product. This was purified by flash chromatography (Biotage Horizon, 25M, Si, ~20 mL/min, 100% hexanes for 144 mL, gradient to 30% EtOAc in hexanes over 2394 mL) to afford methyl {*trans*-3-[4-methoxy-3-(4,4,5,5-tetramethyl-1,3,2-dioxaborolan-2-yl)phenyl]cyclobutyl}acetate. *R*_f = 0.34 (20% EtOAc/hexanes). LCMS calc. = 361.22; found = 361.11 (M+H)⁺. ¹H NMR (600 MHz, CDCl₃): δ 7.71 (d, *J* = 2.5 Hz, 1 H); 7.31 (dd, *J* = 8.5, 2.5 Hz, 1 H); 6.87 (d, *J* = 8.5 Hz, 1 H); 3.90 (s, 3 H); 3.67 (s, 3 H); 3.62-3.52 (m, 1 H); 2.75-2.67 (m, 1 H); 2.61 (d, *J* = 7.7 Hz, 2 H); 2.38-2.32 (m, 2 H); 2.18-2.10 (m, 2 H); 1.35 (s, 12 H).

The following boronic esters (Table 3) were synthesized using methods analogous to those described for INTERMEDIATE 19 from commercially available materials.

TABLE 3

Intermediate	Molecular Structure
20	

INTERMEDIATE 21



Methyl 3-[4-methoxy-3-(4,4,5,5-tetramethyl-1,3,2-dioxaborolan-2-yl)phenyl]isoxazole-5-carboxylate

Step A: Methyl 3-(4-methoxyphenyl)isoxazole-5-carboxylate

Trimethylsilyldiazomethane (3.50 mL of a 2 M soln in Et₂O, 7.01 mmol) was added to a stirred solution of 3-(4-methoxyphenyl)-5-isoxazolecarboxylic acid (0.96 g, 4.38 mmol) in dry MeOH (4.38 mL) and dry CH₂Cl₂ (39 mL) at 25 °C under N₂. The reaction was stirred at 25 °C for 2 h. The reaction mixture was concentrated *in vacuo* to afford methyl 3-(4-methoxyphenyl)isoxazole-5-carboxylate, as a colorless solid. LCMS calc. = 234.08; found = 233.98 (M+H)⁺. ¹H NMR

(600 MHz, CDCl₃): δ 7.76 (d, J = 8.4 Hz, 2 H); 7.19 (s, 1 H); 6.98 (d, J = 8.4 Hz, 2 H); 3.99 (s, 3 H); 3.86 (s, 3 H).

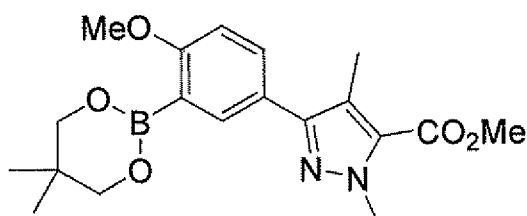
Step B: Methyl 3-(3-iodo-4-methoxyphenyl)isoxazole-5-carboxylate

5 Iodine (0.147 mL, 2.85 mmol) and [bis(trifluoroacetoxy)iodo]benzene (1.224 g, 2.85 mmol) were added successively to a solution of methyl 3-(4-methoxyphenyl)isoxazole-5-carboxylate (1.021 g, 4.38 mmol) in CH₂Cl₂ (13.2 mL) at 25 °C and the reaction was stirred overnight. After this time the solvent was removed *in vacuo* to give the crude product. This was purified by flash chromatography (Biotage Horizon, 40M, Si, ~30 mL/min, 100% hexanes for 360 mL, gradient to 20% EtOAc in hexanes over 2088 mL, gradient to 40% EtOAc in hexanes over 2448 mL) to afford methyl 3-(3-iodo-4-methoxyphenyl)isoxazole-5-carboxylate, as a colorless oil. LCMS calc. = 359.97; found = 359.81 (M+H)⁺. ¹H NMR (600 MHz, CDCl₃): δ 8.24 (d, J = 2.1 Hz, 1 H); 7.78 (dd, J = 8.5, 2.2 Hz, 1 H); 7.19 (s, 1 H); 6.89 (d, J = 8.5 Hz, 1 H); 3.99 (s, 3 H); 3.93 (s, 3H).

Step C: Methyl 3-[4-methoxy-3-(4,4,5,5-tetramethyl-1,3,2-dioxaborolan-2-yl)phenyl]isoxazole-5-carboxylate

Dioxane (1.0 mL) and DMSO (4.0 mL) were added to sequentially to a mixture of methyl 3-(3-iodo-4-methoxyphenyl)isoxazole-5-carboxylate (0.200 g, 0.557 mmol), bis(pinacolato)diboron (0.177 g, 0.696 mmol), potassium acetate (0.109 g, 1.114 mmol) and 1,1'-bis(diphenylphosphino)ferrocene-palladium(II)dichloride dichloromethane complex (0.045 g, 0.056 mmol) and the resulting solution was degassed with N₂. The reaction was heated at 50 °C for 1 h and then to 80 °C overnight. The reaction mixture was diluted with EtOAc (70 mL), washed with aq. 0.5 N HCl (2 x 40 mL) and brine (2 x 20 mL), dried (Na₂SO₄) and concentrated *in vacuo* to give the crude product. This was purified by flash chromatography (Biotage Horizon, 25M, Si, ~20 mL/min, 100% hexanes for 144 mL, gradient to 30% EtOAc in hexanes over 2538 mL) to afford methyl 3-[4-methoxy-3-(4,4,5,5-tetramethyl-1,3,2-dioxaborolan-2-yl)phenyl]isoxazole-5-carboxylate. R_f = 0.20 (20% EtOAc/hexanes). LCMS calc. = 360.16; found = 360.07 (M+H)⁺. ¹H NMR (600 MHz, CDCl₃): δ 8.05 (d, J = 2.4 Hz, 1 H); 7.88 (dd, J = 8.6, 2.4 Hz, 1 H); 7.24 (s, 1 H); 6.90 (d, J = 8.7 Hz, 1 H); 3.94 (s, 3 H); 3.84 (s, 3 H); 1.18 (s, 12 H).

INTERMEDIATE 22



Methyl 3-[3-(5,5-dimethyl-1,3,2-dioxaborinan-2-yl)-4-methoxyphenyl]-1,4-dimethyl-1H-pyrazole-5-carboxylate

Step A: Methyl 3-(4-methoxyphenyl)-1-methyl-1H-pyrazole-5-carboxylate

Trimethylsilyldiazomethane (1.75 mL of a 2 M soln in Et₂O, 3.49 mmol) was added to a stirred solution of 3-(4-methoxyphenyl)-1-methyl-1H-pyrazole-5-carboxylic acid (0.507 g, 2.182 mmol) in dry MeOH (2.2 mL) and dry CH₂Cl₂ (19.6 mL) at 25 °C under N₂. The reaction was stirred at 25 °C for 2 h. The reaction mixture was concentrated *in vacuo* to afford methyl 3-(4-methoxyphenyl)-1-methyl-1H-pyrazole-5-carboxylate, as a colorless solid. LCMS calc. = 247.11; found = 247.03 (M+H)⁺. ¹H NMR (600 MHz, CDCl₃): δ 7.71 (d, *J* = 8.5 Hz, 2 H); 7.04 (s, 1 H); 6.93 (d, *J* = 8.5 Hz, 2 H); 4.21 (s, 3 H); 3.90 (s, 3 H); 3.83 (s, 3 H).

Step B: Methyl 4-iodo-3-(4-methoxyphenyl)-1-methyl-1H-pyrazole-5-carboxylate

Silver sulfate (640 mg, 2.053 mmol) and iodine (0.106 mL, 2.053 mmol) were added successively to a solution of methyl 3-(4-methoxyphenyl)-1-methyl-1H-pyrazole-5-carboxylate (405.8 mg, 1.648 mmol) in EtOH (20.0 mL) at 25 °C and the reaction was stirred vigorously for 4 h. The reaction mixture was filtered through a plug of Celite®. The filtrate was diluted with EtOAc (20 mL) and washed with satd Na₂SO₃ (10 mL). The organic layer was dried (Na₂SO₄) and concentrated *in vacuo* to give the crude product. This was purified by flash chromatography (Biotage Horizon, 25M, Si, ~20 mL/min, 100% hexanes for 144 mL, gradient to 20% EtOAc in hexanes over 2394 mL) to afford methyl 4-iodo-3-(4-methoxyphenyl)-1-methyl-1H-pyrazole-5-carboxylate, as a colorless solid. *R*_f = 0.33 (20% EtOAc/hexanes). LCMS calc. = 373.01; found = 372.89 (M+H)⁺. ¹H NMR (600 MHz, CDCl₃): δ 7.68 (d, *J* = 8.6 Hz, 2 H); 6.97 (d, *J* = 8.6 Hz, 2 H); 4.22 (s, 3 H); 3.96 (s, 3 H); 3.85 (s, 3 H).

Step C: Methyl 3-(4-methoxyphenyl)-1,4-dimethyl-1H-pyrazole-5-carboxylate

A solution of methyl 4-iodo-3-(4-methoxyphenyl)-1-methyl-1H-pyrazole-5-carboxylate (587.8 mg, 1.579 mmol), trimethylboroxine (883 μL, 6.32 mmol) and 1,1'-bis(di-*tert*-butylphosphino)ferrocene palladium dichloride (103 mg, 0.158 mmol) in THF (2.6 mL) was degassed by bubbling N₂ through the solution. 1N K₂CO₃ (2.6 mL) was added and N₂ was bubbled through the mixture for 30 s. The mixture was heated in a sealed tube at 60 °C overnight. Another 4 eq. of trimethylboroxine was added and the reaction was subjected to

microwave irradiation (120 °C, 30 min). The reaction mixture was filtered through a plug of silica, eluted with EtOAc and the filtrate was washed with 1N aq. NaOH (2 x 30 mL), dried (Na₂SO₄) and concentrated *in vacuo* to afford the crude product. This was purified by flash chromatography (Biotage Horizon, 25M, Si, ~20 mL/min, 100% hexanes for 144 mL, gradient to 20% EtOAc in hexanes over 2394 mL) to afford methyl 3-(4-methoxyphenyl)-1,4-dimethyl-1H-pyrazole-5-carboxylate, as a colorless solid. R_f = 0.33 (20% EtOAc/hexanes). LCMS calc. = 261.03; found = 261.12 (M+H)⁺. ¹H NMR (600 MHz, CDCl₃): δ 7.51 (d, J = 8.5 Hz, 2 H); 6.96 (d, J = 8.5 Hz, 2 H); 4.16 (s, 3 H); 3.92 (s, 3 H); 3.83 (s, 3 H); 2.36 (s, 3 H).

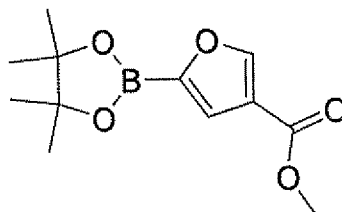
10 Step D: Methyl 3-(3-iodo-4-methoxyphenyl)-1,4-dimethyl-1H-pyrazole-5-carboxylate

Silver sulfate (261 mg, 0.837 mmol) and iodine (212 mg, 0.837 mmol) were added successively to a solution of methyl 3-(4-methoxyphenyl)-1,4-dimethyl-1H-pyrazole-5-carboxylate (217.8 mg, 0.837 mmol) in EtOH (8.4 mL) at 25 °C and the reaction was stirred vigorously overnight. The reaction mixture was filtered through a plug of Celite®. The filtrate was diluted with EtOAc (80 mL) and washed with satd Na₂SO₃ (30 mL). The organic layer was washed with brine (2 x 30 mL), dried (Na₂SO₄) and concentrated *in vacuo* to give the crude product. This was purified by flash chromatography (Biotage Horizon, 25M, Si, ~20 mL/min, 100% hexanes for 144 mL, gradient to 20% EtOAc in hexanes over 1125 mL) to afford methyl 3-(3-iodo-4-methoxyphenyl)-1,4-dimethyl-1H-pyrazole-5-carboxylate, as a colorless solid. R_f = 0.31 (20% EtOAc/hexanes). LCMS calc. = 387.02; found = 386.91 (M+H)⁺. ¹H NMR (600 MHz, CDCl₃): δ 7.99 (d, J = 2.1 Hz, 1 H); 7.48 (dd, J = 8.5, 2.2 Hz, 1 H); 6.82 (d, J = 8.5 Hz, 1 H); 4.12 (s, 3 H); 3.89 (s, 3 H); 3.86 (s, 3 H); 2.31 (s, 3 H).

25 Step E: Methyl 3-[3-(5,5-dimethyl-1,3,2-dioxaborinan-2-yl)-4-methoxyphenyl]-1,4-dimethyl-1H-pyrazole-5-carboxylate

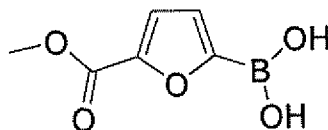
Dry DMSO (2094 μ L) was added to a mixture of 1,1'-bis(diphenylphosphino)ferrocene-palladium(II)dichloride dichloromethane complex (6.41 mg, 7.85 μ mol), potassium acetate (77 mg, 0.785 mmol), bis(neopentyl glycolato)diboron (71.0 mg, 0.314 mmol), and methyl 3-(3-iodo-4-methoxyphenyl)-1,4-dimethyl-1H-pyrazole-5-carboxylate (101.1 mg, 0.262 mmol) and the resulting solution was degassed with N₂. The reaction was heated at 50 °C for 1 h then 80 °C for 2 h. The reaction mixture was poured into ice-water and extracted with EtOAc (3 x 40 mL). The combined extracts were washed with brine (2 x 40 mL), dried (Na₂SO₄) and concentrated *in vacuo* to afford methyl 3-[3-(5,5-dimethyl-1,3,2-dioxaborinan-2-yl)-4-methoxyphenyl]-1,4-dimethyl-1H-pyrazole-5-carboxylate. ¹H NMR (500 MHz, CDCl₃): δ 7.87 (d, J = 2.4 Hz, 1 H); 7.54 (dd, J = 8.5, 2.4 Hz, 1 H); 6.91 (d, J = 8.5 Hz, 1 H); 4.16 (s, 3 H); 3.91 (s, 3 H); 3.86 (s, 3 H); 3.78 (s, 4 H); 2.34 (s, 3 H); 1.03 (s, 6 H).

INTERMEDIATE 23

5 Methyl 5-(4,4,5,5-tetramethyl-1,3,2-dioxaborolan-2-yl)-3-furoate

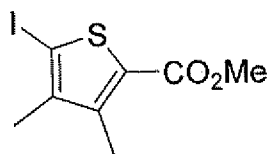
4-Carboxyfuran-2-boronic acid pinacol ester (200 mg, 0.840 mmol) was dissolved in CH_2Cl_2 (4 mL) and MeOH (0.444 mL). Trimethylsilyldiazomethane (0.840 mL, 1.680 mmol) was added dropwise. After 45 min, the reaction was quenched with AcOH dropwise until the yellow color disappeared. The reaction was concentrated *in vacuo* to give methyl 5-(4,4,5,5-tetramethyl-1,3,2-dioxaborolan-2-yl)-3-furoate. ^1H NMR (500 MHz, CDCl_3): δ 8.20 (s, 1 H); 7.37 (s, 1 H); 3.84 (s, 3 H); 1.36 (s, 12 H).

INTERMEDIATE 24

15 [5-(Methoxycarbonyl)-2-furyl]boronic acid

5-(Dihydroxyboryl)-2-furoic acid (200 mg, 1.283 mmol) was dissolved in CH_2Cl_2 (5 mL) and MeOH (0.556 mL). Trimethylsilyldiazomethane (1.283 mL, 2.57 mmol) was added dropwise. After 45 min, the reaction was quenched with AcOH dropwise until the yellow color disappeared. The reaction was concentrated *in vacuo* to give [5-(methoxycarbonyl)-2-furyl]boronic acid. ^1H NMR (500 MHz, CD_3OD): δ 7.20 (d, $J = 3.5$ Hz, 1 H); 7.05 (d, $J = 3.6$ Hz, 1 H); 3.87 (s, 3 H).

25 INTERMEDIATE 25



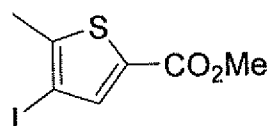
Methyl 5-iodo-3,4-dimethylthiophene-2-carboxylateStep A: Methyl 3,4-dimethylthiophene-2-carboxylate

A solution of methyl 3-iodo-4-methylthiophene-2-carboxylate (400 mg, 1.418 mmol), trimethylboroxine (793 μ L, 5.67 mmol) and 1,1'-bis(di-*tert*-butylphosphino)ferrocene palladium dichloride (92 mg, 0.142 mmol) in THF (2363 μ L) was degassed by bubbling N₂ through the solution. 1N aq. K₂CO₃ (2363 μ L) was added and N₂ was bubbled through the mixture for 30 s. The mixture was subjected to microwave irradiation in a sealed tube at 120 °C for 30 min. The reaction mixture was filtered through a plug of silica, eluted with EtOAc and the filtrate was washed with 1N aq. NaOH (2 x), dried (Na₂SO₄) and concentrated in *vacuo* to afford the crude product. This was purified by flash chromatography (Biotage Horizon, 25M, Si, ~20 mL/min, 100% hexanes for 144 mL, gradient to 10% EtOAc in hexanes over 1140 mL) to afford methyl 3,4-dimethylthiophene-2-carboxylate.

Step B: Methyl 5-iodo-3,4-dimethylthiophene-2-carboxylate

To a solution of methyl 3,4-dimethylthiophene-2-carboxylate (80 mg, 0.470 mmol) in MeOH, was added silver sulfate (176 mg, 0.564 mmol) and I₂ (143 mg, 0.564 mmol). The mixture was stirred at room temperature. under N₂ overnight. The reaction was quenched with sat. Na₂SO₃. The aqueous layer was extracted with EtOAc (3 x). The combined organic layers were washed with brine (1 x), dried (Na₂SO₄) and concentrated in *vacuo*. The residue was purified by preparative TLC (1000 μ m, hexanes/EtOAc (9:1)) to give methyl 5-iodo-3,4-dimethylthiophene-2-carboxylate. ¹H NMR (500 MHz, CDCl₃): δ 3.86 (s, 3 H); 2.54 (s, 3 H); 2.18 (s, 3 H).

INTERMEDIATE 26

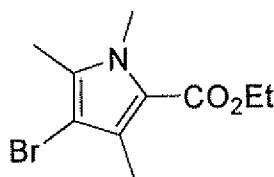
Methyl 4-iodo-5-methylthiophene-2-carboxylate

To a solution of methyl 5-methylthiophene-2-carboxylate (287 mg, 1.837 mmol) in MeOH (7 mL), was added silver sulfate (687 mg, 2.205 mmol) and I₂ (513 mg, 2.021 mmol). The mixture was stirred at room temperature under N₂ overnight. The reaction was quenched with sat. Na₂SO₃. The aqueous layer was extracted with EtOAc (3 x). The combined organic layers were washed with brine (1 x), dried (Na₂SO₄) and concentrated in *vacuo*. This was purified by flash chromatography (Biotage Horizon, 25M, Si, ~20 mL/min, 100% hexanes for 144 mL, gradient to

10% EtOAc in hexanes over 1140 mL) to afford in order of elution methyl 4-iodo-5-methylthiophene-2-carboxylate. LCMS calc. = 207.1; found = 206.9 (M+Na)⁺. ¹H NMR (500 MHz, CDCl₃): δ 7.67 (s, 1 H); 3.87 (s, 3 H); 2.46 (s, 3 H).

5

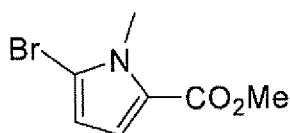
INTERMEDIATE 27

Ethyl 4-bromo-1,3,5-trimethyl-1H-pyrrole-2-carboxylate

10 To a solution of ethyl 4-bromo-3,5-dimethyl-1H-pyrrole-2-carboxylate (0.050 mL, 0.610 mmol) in THF (3 mL), was added NaH (36.6 mg, 0.914 mmol). The mixture was stirred for 10 min and then MeI (0.046 mL, 0.731 mmol) was added dropwise. The resulting mixture was stirred overnight. The reaction was quenched with sat. NH₄Cl. The aqueous layer was extracted with EtOAc (3 x). The combined organic layers were washed with brine (1 x), dried (Na₂SO₄) and
 15 concentrated *in vacuo*. The residue was purified by flash chromatography (Biotage Horizon, 12M, Si, ~10 mL/min, 100% hexanes for 36 mL, gradient to 20% EtOAc in hexanes over 1032 mL) to afford ethyl 4-bromo-1,3,5-trimethyl-1H-pyrrole-2-carboxylate. ¹H NMR (500 MHz, CDCl₃): δ 4.31 (q, *J* = 7.1 Hz, 2 H); 3.82 (s, 3 H); 2.31 (s, 3 H); 2.26 (s, 3 H); 1.38 (t, *J* = 7.1 Hz, 3 H).

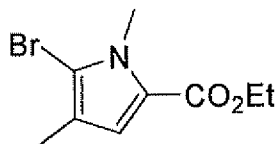
20

INTERMEDIATE 28

Methyl 5-bromo-1-methyl-1H-pyrrole-2-carboxylate

25 To a solution of methyl 1-methyl-1H-pyrrole-2-carboxylate (100 mg, 0.719 mmol) in CHCl₃ (5 mL) at 0 °C was added *N*-bromosuccinimide (128 mg, 0.719 mmol). The reaction was stirred at 0 °C for 5 min. The reaction was allowed to warm to room temperature and stirred overnight. The reaction mixture was filtered and concentrated *in vacuo*. The residue was purified by preparative
 30 TLC (1000 μm, hexanes/EtOAc (9:1)) to give methyl 5-bromo-1-methyl-1H-pyrrole-2-carboxylate. ¹H NMR (500 MHz, CDCl₃): δ 6.94 (d, *J* = 4.2 Hz, 1 H); 6.21 (d, *J* = 4.1 Hz, 1 H); 3.94 (s, 3 H); 3.82 (s, 3 H).

INTERMEDIATE 29

5 Ethyl 5-bromo-1,4-dimethyl-1H-pyrrole-2-carboxylateStep A: Ethyl 1,4-dimethyl-1H-pyrrole-2-carboxylate

To a solution of 4-methyl-2-pyrrolecarboxylic acid ethyl ester (100 mg, 0.653 mmol) in THF (2.5 mL), was added NaH (31.3 mg, 0.783 mmol). The mixture was stirred for 10 min and then MeI (0.061 mL, 0.979 mmol) was added dropwise. The resulting mixture was stirred overnight. The reaction was quenched with sat. NH₄Cl. The aqueous layer was extracted with EtOAc (3 x). The combined organic layers were washed with brine (1 x), dried (Na₂SO₄) and concentrated *in vacuo*. The residue was purified by preparative TLC (1000 μm, hexanes/EtOAc (9:1)) to give ethyl 1,4-dimethyl-1H-pyrrole-2-carboxylate. ¹H NMR (500 MHz, CDCl₃): δ 6.77 (s, 1 H); 6.58 (s, 1 H); 4.28 (q, *J* = 7.1 Hz, 2 H); 3.88 (s, 3 H); 2.08 (s, 3 H); 1.35 (t, *J* = 7.1 Hz, 3 H).

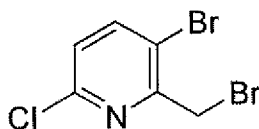
15

Step B: Ethyl 5-bromo-1,4-dimethyl-1H-pyrrole-2-carboxylate

To a solution of ethyl 1,4-dimethyl-1H-pyrrole-2-carboxylate (63 mg, 0.377 mmol) in CHCl₃ (3.5 mL) at 0 °C was added *N*-bromosuccinimide (67.1 mg, 0.377 mmol). The reaction was stirred at 0 °C for 15 min. The reaction was warmed to room temperature and stirred overnight. The reaction mixture was filtered and the filtrate was concentrated *in vacuo*. The residue was purified by preparative TLC (1000 μm, hexanes/EtOAc (9:1)) to give ethyl 5-bromo-1,4-dimethyl-1H-pyrrole-2-carboxylate. LCMS calc. = 245.0; found = 245.9 (M+H)⁺. ¹H NMR (500 MHz, CDCl₃): δ 6.83 (s, 1 H); 4.27 (q, *J* = 7.1 Hz, 2 H); 3.91 (s, 3 H); 2.05-2.02 (m, 3 H); 1.34 (t, *J* = 7.1 Hz, 3 H).

25

INTERMEDIATE 30

30 3-Bromo-2-(bromomethyl)-6-chloropyridineStep A: 3-Bromo-6-chloro-2-methylpyridine

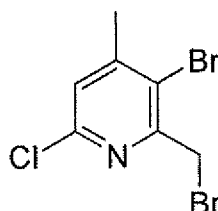
A solution of 6-amino-3-bromo-2-methylpyridine (239 g, 1278 mmol) in concentrated HCl (1.0 L) was cooled to -5 °C. A solution of sodium nitrite (238 g, 3450 mmol) in water (1.0 L) was

added dropwise over 1 hour while maintaining the temperature of the reaction between -5 and 5 °C. After the addition was complete, the reaction was stirred for 1 hour, and then the cooling bath was removed and the reaction was warmed to r.t. and stirred for 16 hours. The reaction was then poured onto ice and 5N NaOH (1.7 L) was added to adjust the pH of the solution to 13. The mixture was extracted 3 times with EtOAc (3 L and 2 x 2L). The combined organic layers were dried over Na₂SO₄, filtered, and concentrated. Purification of the residue by flash chromatography on silica gel with 100% methylene chloride afforded 3-bromo-6-chloro-2-methylpyridine. ¹H NMR (CDCl₃, 500 MHz) δ 7.76 (d, *J* = 8.2 Hz, 1H), 7.07 (d, *J* = 8.1 Hz, 1H), 2.66 (s, 3H).

Step B: 3-Bromo-2-(bromomethyl)-6-chloropyridine

To a stirred solution of 3-bromo-6-chloro-2-methylpyridine (105 g, 509 mmol) in CCl₄ (2 L) was added N-bromosuccinimide (95 g, 534 mmol) followed by AIBN (8.35 g, 50.9 mmol). The reaction was brought to reflux for 24 hours and then cooled to r.t., filtered, and concentrated. Purification of the residue by flash chromatography on silica gel with 60% methylene chloride/heptanes afforded semi-pure product. Further purification by SFC on a Chiralpak AD-H column with 20% IPA/CO₂ [the conditions of the preparative separation were as follows: column Chiralpak AD-H (2.1x25 cm, 5 μm particle size) (Chiral Technologies, West Chester, PA, USA); mobile phase 20% 2-propanol/CO₂; elution mode isocratic pump-mixed; flow rate 50 mL/min; pressure 100 bar.] gave 3-bromo-2-(bromomethyl)-6-chloropyridine. LCMS = 285.7 (M+H)⁺ ¹H NMR (CDCl₃, 500 MHz) δ 7.81 (d, *J* = 8.4 Hz, 1H), 7.15 (d, *J* = 8.3 Hz, 1H), 4.63 (s, 2H).

INTERMEDIATE 31



3-Bromo-2-(bromomethyl)-6-chloro-4-methylpyridine

Step A: 3-Bromo-6-chloro-2,4-dimethylpyridine

A stirred solution of 2-amino-5-bromo-4,6-dimethylpyridine (65 g, 323 mmol) in 37% hydrochloric acid (780 ml) was cooled to -10 °C. Sodium nitrite (66.9 g, 970 mmol) was added in small portions over 10 min. The reaction was stirred for 15 min at -10 °C and then warmed to room temperature. After stirring for 1 hour at r.t., the reaction was quenched by pouring into ice/water (4L). The mixture was stirred for 5 minutes and then extracted with EtOAc (4L). The

organic extract was washed with water (4L) and brine (2L). The organic layer was dried over Na_2SO_4 , filtered, and concentrated. The resulting white solid was dissolved in CH_2Cl_2 (200 mL) and heptanes (700 mL) were added. The solution was stirred for 20 minutes and then filtered to remove solids. The filtrate was concentrated and the residue was purified by flash chromatography on silica gel with 0 to 15% EtOAc/heptanes to afford 3-bromo-6-chloro-2,4-dimethylpyridine. LCMS = 219.9 and 221.9 ($\text{M}+\text{H}^+$) ^1H NMR (CDCl_3 , 500 MHz) δ 7.05 (s, 1H), 2.65 (s, 3H), 2.39 (s, 3H).

Step B: 3-Bromo-6-chloro-2,4-dimethylpyridine 1-oxide

A suspension of urea hydrogen peroxide (33.9g, 360 mmol) in CH_2Cl_2 (1.985 L) was cooled to 0 °C. Trifluoroacetic anhydride (25.4 mL, 180 mmol) was added and the reaction was warmed to r.t. and stirred for 10 minutes. Next, 3-bromo-6-chloro-2,4-dimethylpyridine (39.7 g, 180 mmol) was added as a solution in CH_2Cl_2 (198 mL). The reaction was stirred for 2.5 hours at room temperature and then dimethyl sulfide (170 mL, 2305 mmol) was added and stirring was continued for an additional 30 minutes. Next, water (2L) was added, and the mixture was stirred for 10 minutes. The layers were separated and the aqueous layer was extracted with CH_2Cl_2 (3 x 500 mL). The combined organic layers were dried over Na_2SO_4 , filtered, and concentrated. Purification of the residue by flash chromatography on silica gel with 0 to 75% EtOAc/heptanes afforded 3-bromo-6-chloro-2,4-dimethylpyridine 1-oxide. LCMS = 235.9 and 237.9 ($\text{M}+\text{H}^+$) ^1H NMR (CDCl_3 , 500 MHz) δ 7.29 (s, 1H), 2.79 (s, 3H), 2.40 (s, 3H).

Step C: (3-Bromo-6-chloro-4-methylpyridin-2-yl)methanol

To a solution of 3-bromo-6-chloro-2,4-dimethylpyridine 1-oxide (28.7 g, 121 mmol) in CH_2Cl_2 (240 mL) was added trifluoroacetic anhydride (240 mL, 1699 mmol). The reaction was stirred for 3 hours at room temperature and then concentrated. The residue was dissolved in MeOH (1.7 L) and cooled to 0 °C. 1M K_2CO_3 (360 mL, 360 mmol) was added dropwise, and the reaction was stirred for 10 minutes at 0 °C and then warmed to r.t. for 1 hour. The reaction was then concentrated to a volume of 300 mL and diluted with EtOAc (1L). Water (1L) was added and the layers were separated. The aqueous layer was extracted with additional EtOAc (2 x 1L). The organic layers were combined, washed with brine (1L), dried over Na_2SO_4 , filtered, and concentrated. Purification of the residue by flash chromatography on silica gel with 0 to 75% EtOAc/heptanes afforded (3-bromo-6-chloro-4-methylpyridin-2-yl)methanol. LCMS = 236.1 and 238.1 ($\text{M}+\text{H}^+$) ^1H NMR (CDCl_3 , 500 MHz) δ 7.17 (s, 1H), 4.73 (s, 2H), 2.42 (s, 3H).

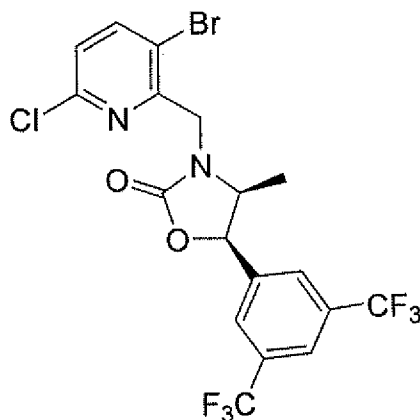
Step D: 3-Bromo-2-(bromomethyl)-6-chloro-4-methylpyridine

A solution of (3-bromo-6-chloro-4-methylpyridin-2-yl)methanol (22.9 g, 97 mmol) in CH_2Cl_2 (1.5 L) was cooled to 0 °C. CBr_4 (48.2 g, 145 mmol) was added, followed by Ph_3P (38.1 g, 145

mmol). The reaction was stirred at 0 °C for 20 minutes and then warmed to r.t. for 16 hours. The reaction was then concentrated and the residue was purified by flash chromatography on silica gel with 0 to 10% EtOAc/heptanes to afford of 3-bromo-2-(bromomethyl)-6-chloro-4-methylpyridine. ¹H NMR (CDCl₃, 500 MHz) δ 7.16 (s, 1H), 4.67 (s, 2H), 2.43 (s, 3H).

5

INTERMEDIATE 32



10 (4S,5R)-5-[3,5-Bis(trifluoromethyl)phenyl]-3-[(3-bromo-6-chloropyridin-2-yl)methyl]-4-methyl-1,3-oxazolidin-2-one

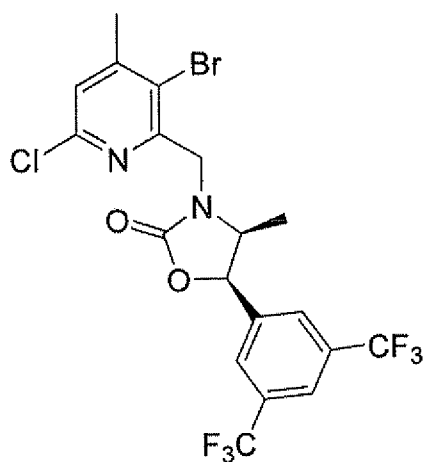
To a solution of (4S,5R)-5-[3,5-bis(trifluoromethyl)phenyl]-4-methyl-1,3-oxazolidin-2-one (4.94 g, 15.77 mmol) in THF (75 mL) was added NaH (60% dispersion in mineral oil) (0.526 g, 13.14 mmol). After stirring the reaction at room temperature for 10 minutes, 3-bromo-2-

15 (bromomethyl)-6-chloropyridine (3.0 g, 10.51 mmol) was added as a solution in THF (20 mL).

The reaction was stirred at room temperature for 16 hours and then quenched with saturated NH₄Cl (40 mL). The mixture was diluted with EtOAc (100 mL) and hexanes (50 mL). The organic layer was washed with water (2 x 100 mL) and brine (50 mL), dried over Na₂SO₄, filtered, and concentrated. Purification of the residue by flash chromatography on silica gel with
 20 0 to 50% EtOAc/hexanes afforded (4S,5R)-5-[3,5-bis(trifluoromethyl)phenyl]-3-[(3-bromo-6-chloropyridin-2-yl)methyl]-4-methyl-1,3-oxazolidin-2-one. LCMS = 518.8 (M+H)⁺ ¹H NMR (CDCl₃, 500 MHz) δ 7.90 (s, 1H), 7.81-7.83 (m, 3H), 7.18 (d, J = 8.5 Hz, 1H), 5.87 (d, J = 8.5 Hz, 1H), 5.02 (d, J = 17.2 Hz, 1H), 4.42 (m, 1H), 4.32 (d, J = 17.1 Hz, 1H), 0.80 (d, J = 6.6 Hz, 3H).

25

INTERMEDIATE 33

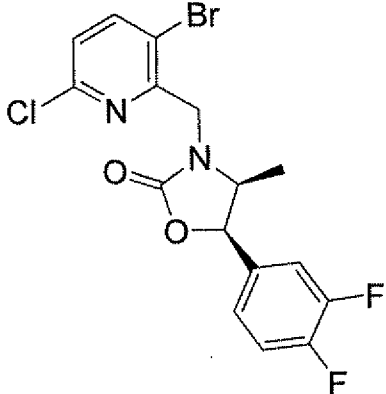


(4S,5R)-5-[3,5-Bis(trifluoromethyl)phenyl]-3-[(3-bromo-6-chloro-4-methylpyridin-2-yl)methyl]-4-methyl-1,3-oxazolidin-2-one

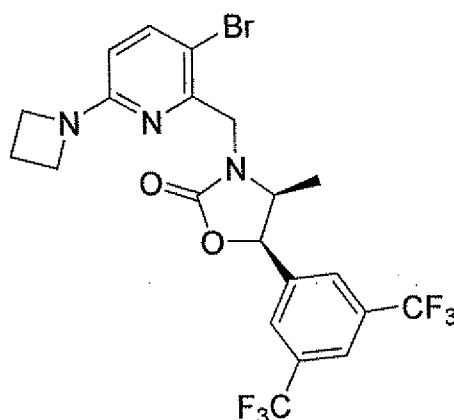
- 5 To a solution of (4S,5R)-5-[3,5-bis(trifluoromethyl)phenyl]-4-methyl-1,3-oxazolidin-2-one (30.6 g, 98 mmol) in THF (800 mL) was added NaH (60% dispersion in mineral oil) (3.35 g, 84 mmol). After stirring the reaction at room temperature for 10 minutes, 3-bromo-2-(bromomethyl)-6-chloro-4-methylpyridine (16.7 g, 55.8 mmol) was added as a solution in THF (300 mL). The reaction was stirred at room temperature for 16 hours and then quenched with
- 10 saturated NH₄Cl (200 mL). The mixture was diluted with EtOAc (1 L). The organic layer was separated, washed with water (500 mL) and brine (500 mL), dried over Na₂SO₄, filtered, and concentrated. Purification of the residue by flash chromatography on silica gel with 0 to 50% EtOAc/heptanes afforded (4S,5R)-5-[3,5-bis(trifluoromethyl)phenyl]-3-[(3-bromo-6-chloro-4-methylpyridin-2-yl)methyl]-4-methyl-1,3-oxazolidin-2-one. LCMS = 530.8, 532.8 (M+H)⁺ ¹H
- 15 NMR (CDCl₃, 500 MHz) δ 7.89 (s, 1H), 7.81 (s, 2H), 7.18 (s, 1H), 5.87 (d, *J* = 8.3 Hz, 1H), 5.04 (d, *J* = 17.2 Hz, 1H), 4.42 (m, 1H), 4.32 (d, *J* = 17.3 Hz, 1H), 2.43 (s, 3H), 0.80 (d, *J* = 6.6 Hz, 3H).

- The following intermediates (Table 4) were synthesized using methods analogous to those
- 20 described for INTERMEDIATE 32 and 33 from commercially available materials or intermediates whose syntheses are described above.

TABLE 4

Intermediate	Molecular structure	LCMS (M+H) ⁺
34		416.8, 418.8

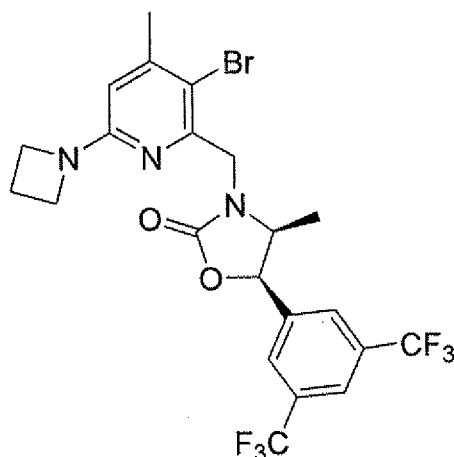
INTERMEDIATE 35



(4S,5R)-3-[(6-Azetidin-1-yl-3-bromopyridin-2-yl)methyl]-5-[3,5-bis(trifluoromethyl)phenyl]-4-methyl-1,3-oxazolidin-2-one

- 10 To a microwave tube containing (4S,5R)-5-[3,5-bis(trifluoromethyl)phenyl]-3-[(3-bromo-6-chloropyridin-2-yl)methyl]-4-methyl-1,3-oxazolidin-2-one (330 mg, 0.637 mmol) was added a 2M solution of azetidine in THF (4 mL, 8 mmol). The tube was sealed and the reaction was heated at 150°C for 30 minutes in the microwave. The reaction was cooled and concentrated. The residue was purified via flash chromatography on silica gel (0 to 75% ethyl acetate/ hexanes) to
- 15 afford (4S,5R)-3-[(6-azetidin-1-yl-3-bromopyridin-2-yl)methyl]-5-[3,5-bis(trifluoromethyl)phenyl]-4-methyl-1,3-oxazolidin-2-one. LCMS = 537.9 and 539.8 (M+H)⁺. ¹H NMR (CDCl₃, 500 MHz) δ 7.88 (s, 1H), 7.78 (s, 2H), 7.51 (d, J = 8.6 Hz, 1H), 6.10 (d, J = 8.7 Hz, 1H), 5.77 (d, J = 8.6 Hz, 1H), 4.86 (d, J = 17.0 Hz, 1H), 4.35 (m, 1H), 4.20 (d, J = 16.9 Hz, 1H), 4.01 (m, 4H), 2.40 (m, 2H), 0.78 (d, J = 6.7 Hz, 3H).

INTERMEDIATE 36



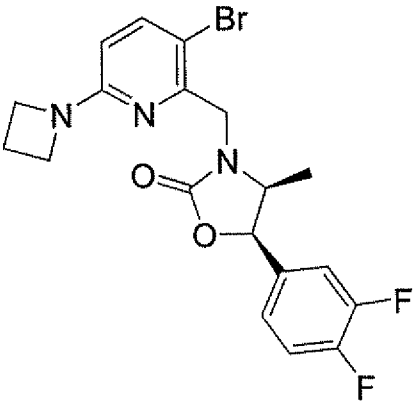
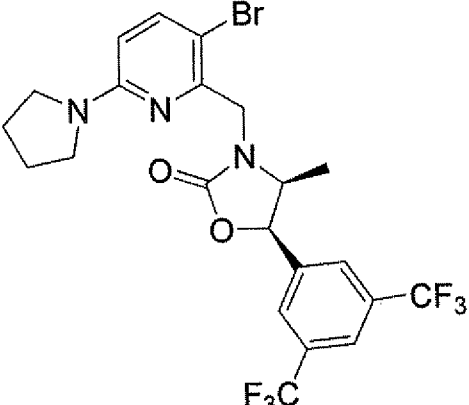
5

(4*S*,5*R*)-3-[(6-Azetidin-1-yl-3-bromo-4-methylpyridin-2-yl)methyl]-5-[3,5-bis(trifluoromethyl)phenyl]-4-methyl-1,3-oxazolidin-2-one

In a microwave tube, (4*S*,5*R*)-5-[3,5-bis(trifluoromethyl)phenyl]-3-[(3-bromo-6-chloro-4-methylpyridin-2-yl)methyl]-4-methyl-1,3-oxazolidin-2-one (500 mg, 0.940 mmol) was dissolved
 10 in a 2M solution of azetidine in THF (8 mL, 16.0 mmol). The tube was sealed and the reaction was heated to 150°C for 2hr in the microwave. The reaction was then cooled and concentrated. The residue was purified via flash chromatography on silica gel (0 to 75% ethyl acetate/ hexanes) to afford (4*S*,5*R*)-3-[(6-azetidin-1-yl-3-bromo-4-methylpyridin-2-yl)methyl]-5-[3,5-bis(trifluoromethyl)phenyl]-4-methyl-1,3-oxazolidin-2-one. LCMS = 551.9 and 553.9 (M+H)⁺.
 15 ¹H NMR (CDCl₃, 500 MHz) δ 7.87 (s, 1H), 7.77 (s, 2H), 6.09 (s, 1H), 5.77 (d, *J* = 8.7 Hz, 1H), 4.87 (d, *J* = 17.2 Hz, 1H), 4.37 (m, 1H), 4.21 (d, *J* = 16.9 Hz, 1H), 3.99 (m, 4H), 2.38 (m, 2H), 2.30 (s, 3H), 0.77 (d, *J* = 6.7 Hz, 3H).

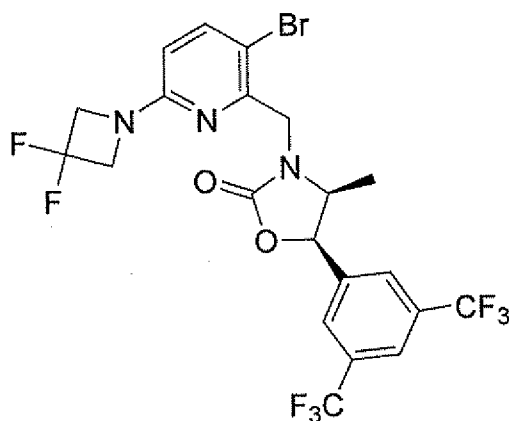
The following intermediates (Table 5) were synthesized using methods analogous to those
 20 described for INTERMEDIATE 35 and 36 from commercially available materials or intermediates whose syntheses are described above.

TABLE 5

Intermediate	Molecular structure	LCMS (M+H) ⁺
37		437.9, 439.9
38		551.9, 553.9

INTERMEDIATE 39

5

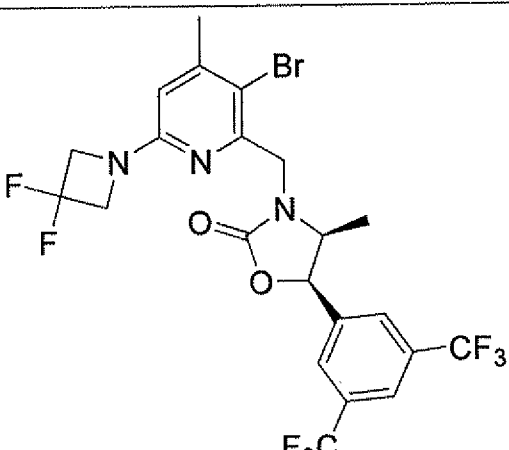


(4S,5R)-5-[3,5-Bis(trifluoromethyl)phenyl]-3-{[3-bromo-6-(3,3-difluoroazetidin-1-yl)pyridin-2-yl]methyl}-4-methyl-1,3-oxazolidin-2-one

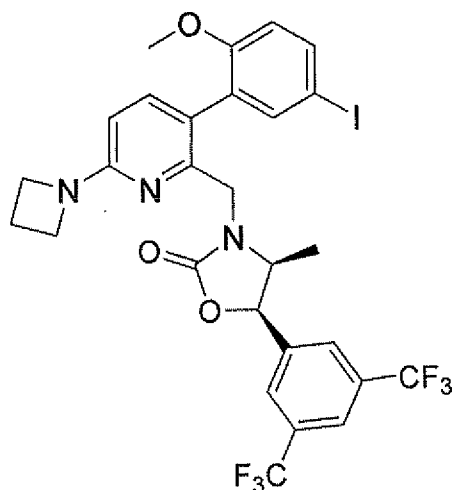
A reaction vessel was charged with (4*S*,5*R*)-5-[3,5-bis(trifluoromethyl)phenyl]-3-[(3-bromo-6-chloropyridin-2-yl)methyl]-4-methyl-1,3-oxazolidin-2-one (50 mg, 0.097 mmol), 3,3-difluoroazetidine hydrochloride (125 mg, 0.966 mmol) and sodium bicarbonate (162 mg, 1.932 mmol). DMSO (2 mL) was added. The reaction was heated to 150 °C under an atmosphere of N₂. After 16 hours, the reaction was cooled to r.t., diluted with EtOAc (40 mL), and washed with water and brine (10 mL each). The organic layer was dried over Na₂SO₄, filtered, and concentrated. Purification of the residue by flash chromatography on silica gel with 0 to 80% EtOAc/hexanes afforded (4*S*,5*R*)-5-[3,5-bis(trifluoromethyl)phenyl]-3-{[3-bromo-6-(3,3-difluoroazetidin-1-yl)pyridin-2-yl]methyl}-4-methyl-1,3-oxazolidin-2-one contaminated with a minor impurity. This material was used in subsequent reactions without further purification. LCMS = 575.9 (M+H)⁺ ¹H NMR (CDCl₃, 500 MHz) δ 7.89 (s, 1H), 7.78 (s, 2H), 7.63 (d, *J* = 8.7 Hz, 1H), 6.24 (d, *J* = 8.7 Hz, 1H), 5.75 (d, *J* = 8.4 Hz, 1H), 4.87 (d, *J* = 17.1 Hz, 1H), 4.23-4.40 (m, 6H), 0.79 (d, *J* = 7.6 Hz, 3H).

The following intermediates (Table 6) were synthesized using methods analogous to those described for INTERMEDIATE 39 from commercially available materials or intermediates whose syntheses are described above.

TABLE 6

Intermediate	Molecular structure	LCMS (M+H) ⁺
40		590.0

INTERMEDIATE 41



(4S,5R)-3-([6-Azetidin-1-yl-3-(5-iodo-2-methoxyphenyl)pyridin-2-yl]methyl)-5-[3,5-bis(trifluoromethyl)phenyl]-4-methyl-1,3-oxazolidin-2-one

5 Step A: 2-(2-Methoxy-5-nitrophenyl)-5,5-dimethyl-1,3,2-dioxaborinane

Dry DMSO (35 mL) was added to a mixture of PdCl₂(dppf)-CH₂Cl₂ adduct (0.106 g, 0.129 mmol), potassium acetate (1.269 g, 12.93 mmol), bis(neopentyl glycolato)diboron (1.168 g, 5.17 mmol) and 2-bromo-4-nitroanisole (1 g, 4.31 mmol) and the resulting solution was degassed with N₂. The reaction was heated at 50 °C for 1 h then 80 °C for 2 h. The reaction mixture was
 10 poured into ice-water and extracted with EtOAc (3 x). The combined extracts were washed with brine (2 x), dried (Na₂SO₄) and concentrated *in vacuo* to give the crude product 2-(2-methoxy-5-nitrophenyl)-5,5-dimethyl-1,3,2-dioxaborinane, which was used in the next step without further purification. ¹H NMR (500 MHz, CDCl₃): δ 8.56 (d, *J* = 3.0 Hz, 1 H); 8.27 (d, *J* = 9.3 Hz, 1 H); 6.92 (d, *J* = 9.1 Hz, 1 H); 3.95 (s, 3 H); 3.82 (s, 4 H); 1.07 (s, 6 H).

15 Step B: (4S,5R)-3-([6-azetidin-1-yl-3-(2-methoxy-5-nitrophenyl)pyridin-2-yl]methyl)-5-[3,5-bis(trifluoromethyl)phenyl]-4-methyl-1,3-oxazolidin-2-one

A solution of (4S,5R)-3-([6-azetidin-1-yl-3-bromopyridin-2-yl]methyl)-5-[3,5-bis(trifluoromethyl)phenyl]-4-methyl-1,3-oxazolidin-2-one (1.2 g, 2.229 mmol) and 2-(2-methoxy-5-nitrophenyl)-5,5-dimethyl-1,3,2-dioxaborinane in THF (20 mL) was degassed with N₂ at 25 °C. 1N K₂CO₃ (20 mL) was added followed by 1,1-bis(di-*tert*-butylphosphino)ferrocene palladium dichloride (0.073 g, 0.111 mmol) and the reaction was stirred vigorously at 25 °C under N₂ for 4 h. The reaction was diluted with water (50 mL) and extracted with EtOAc (3 x 30 mL). The combined extracts were dried (Na₂SO₄) and concentrated
 20 *in vacuo* to afford the crude product. This was purified by flash chromatography (Biotage Horizon, 40M, Si, ~30 mL/min, 100% hexanes for 260 mL, gradient to 40% EtOAc in hexanes over 2240 mL) to give (4S,5R)-3-([6-azetidin-1-yl-3-(2-methoxy-5-nitrophenyl)pyridin-2-
 25

yl)methyl}-5-[3,5-bis(trifluoromethyl)phenyl]-4-methyl-1,3-oxazolidin-2-one. LCMS calc. = 610.2, found = 611.1 (M+H)⁺.

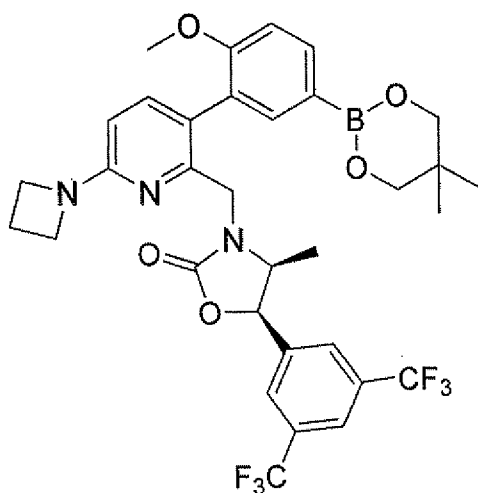
Step C: (4S,5R)-3-{[3-(5-Amino-2-methoxyphenyl)-6-azetidin-1-ylpyridin-2-yl]methyl}-5-[3,5-bis(trifluoromethyl)phenyl]-4-methyl-1,3-oxazolidin-2-one

To a solution of (4S,5R)-3-{[6-azetidin-1-yl-3-(2-methoxy-5-nitrophenyl)pyridin-2-yl]methyl}-5-[3,5-bis(trifluoromethyl)phenyl]-4-methyl-1,3-oxazolidin-2-one (1.26 g, 2.064 mmol) in EtOH (80 mL) was added Pd-C (10%) (0.220 g, 0.206 mmol). The mixture was subjected to hydrogenation by using a H₂ balloon for 6.5 h. The mixture was filtered through Celite® and the filtrate was concentrated *in vacuo*. This was purified by flash chromatography (Biotage Horizon, 40M, Si, ~30 mL/min, 100% hexanes for 260 mL, gradient to 50% EtOAc in hexanes over 2240 mL) to afford (4S,5R)-3-{[3-(5-amino-2-methoxyphenyl)-6-azetidin-1-ylpyridin-2-yl]methyl}-5-[3,5-bis(trifluoromethyl)phenyl]-4-methyl-1,3-oxazolidin-2-one. LCMS calc. = 580.2, found = 581.1 (M+H)⁺. ¹H NMR (500 MHz, CDCl₃): δ 7.86 (s, 1 H); 7.75 (s, 2 H); 7.32 (d, *J* = 8.3 Hz, 1 H); 6.79 (d, *J* = 8.6 Hz, 1 H); 6.68 (dd, *J* = 8.6, 2.9 Hz, 1 H); 6.54 (d, 2.9 Hz, 1 H); 6.27 (d, *J* = 8.3 Hz, 1 H); 5.61 (d, *J* = 8.5 Hz, 1 H); 4.93-4.30 (m, 1H); 4.18-4.01 (m, 6 H); 3.70 (s, 3 H); 3.51 (s, br, 2 H); 2.46-2.37 (m, 2 H); 0.68 (s, br, 3 H).

Step D: (4S,5R)-3-{[6-Azetidin-1-yl-3-(5-iodo-2-methoxyphenyl)pyridin-2-yl]methyl}-5-[3,5-bis(trifluoromethyl)phenyl]-4-methyl-1,3-oxazolidin-2-one

A solution of (4S,5R)-3-{[3-(5-amino-2-methoxyphenyl)-6-azetidin-1-ylpyridin-2-yl]methyl}-5-[3,5-bis(trifluoromethyl)phenyl]-4-methyl-1,3-oxazolidin-2-one (460 mg, 0.792 mmol) in toluene (7 mL) and diiodomethane (2 mL, 24.79 mmol) was added isoamyl nitrite (0.213 mL, 1.585 mmol) dropwise at room temperature. The mixture was stirred at 25 °C for 15 min. Then the mixture was heated at 80 °C for 45 min. The reaction mixture was loaded on a silica column directly and was purified by flash chromatography (Biotage Horizon, 25M, Si, ~20 mL/min, 100% hexanes for 270 mL, gradient to 35% EtOAc in hexanes over 972 mL) to afford (4S,5R)-3-{[6-azetidin-1-yl-3-(5-iodo-2-methoxyphenyl)pyridin-2-yl]methyl}-5-[3,5-bis(trifluoromethyl)phenyl]-4-methyl-1,3-oxazolidin-2-one. LCMS calc. = 691.1, found = 692.0 (M+H)⁺. ¹H NMR (500 MHz, CDCl₃): δ 7.87 (s, 1 H); 7.75 (s, 2 H); 7.62 (dd, *J* = 8.7, 2.2 Hz, 1 H); 7.54-7.38 (m, 1 H); 7.29 (d, *J* = 8.3 Hz, 1 H); 6.74 (d, *J* = 8.7 Hz, 1 H); 6.28 (d, *J* = 8.3 Hz, 1 H); 5.75-5.30 (m, 1H); 4.81 (d, *J* = 16.3 Hz, 1 H); 4.21-4.00 (m, 6 H); 3.79 (s, 3 H); 2.48-2.38 (m, 2 H); 0.67 (s, br, 3 H).

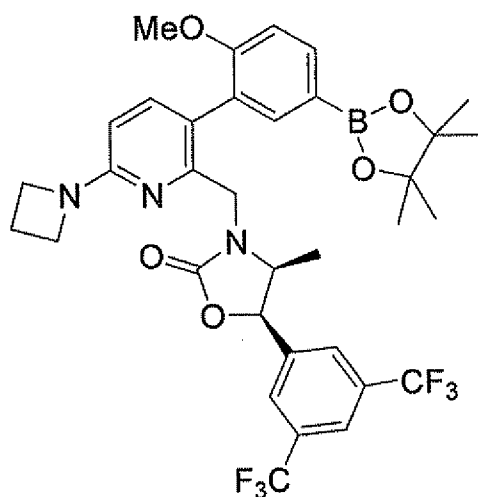
INTERMEDIATE 42



(4S,5R)-3-({6-Azetidin-1-yl-3-[5-(5,5-dimethyl-1,3,2-dioxaborinan-2-yl)-2-methoxyphenyl]pyridin-2-yl}methyl)-5-[3,5-bis(trifluoromethyl)phenyl]-4-methyl-1,3-oxazolidin-2-one

Dry DMSO (3.6 mL) was added to a mixture of PdCl₂(dppf)-CH₂Cl₂ adduct (9.39 mg, 0.011 mmol), potassium acetate (113 mg, 1.150 mmol), bis(neopentyl glycolato)diboron (104 mg, 0.460 mmol) and (4S,5R)-3-{{6-azetidin-1-yl-3-(5-iodo-2-methoxyphenyl)pyridin-2-yl}methyl}-5-[3,5-bis(trifluoromethyl)phenyl]-4-methyl-1,3-oxazolidin-2-one (265 mg, 0.383 mmol) and the resulting solution was degassed with N₂. The reaction was heated at 50 °C for 2.5 h. The reaction mixture was poured into ice-water and extracted with EtOAc (3 x). The combined extracts were washed with brine (2 x), dried (Na₂SO₄) and concentrated *in vacuo* to give the crude product (4S,5R)-3-({6-azetidin-1-yl-3-[5-(5,5-dimethyl-1,3,2-dioxaborinan-2-yl)-2-methoxyphenyl]pyridin-2-yl}methyl)-5-[3,5-bis(trifluoromethyl)phenyl]-4-methyl-1,3-oxazolidin-2-one. This product was used without further purification. ¹H NMR (500 MHz, CDCl₃): δ 7.85 (s, br, 1 H); 7.79 (d, *J* = 7.0 Hz, 1 H); 7.76-7.67 (m, 2 H); 7.66-7.53 (m, 1 H); 7.37 (d, *J* = 8.5 Hz, 1 H); 6.96 (dd, *J* = 8.3 Hz, 1 H); 6.29 (d, *J* = 8.3 Hz, 1 H); 5.77-5.09 (m, 1 H); 4.99-4.71 (m, 1 H); 4.19-4.03 (m, 6 H); 3.84 (s, 3 H); 3.75 (s, 4 H); 2.46-2.37 (m, 2 H); 0.71-0.48 (m, 3 H).

INTERMEDIATE 43



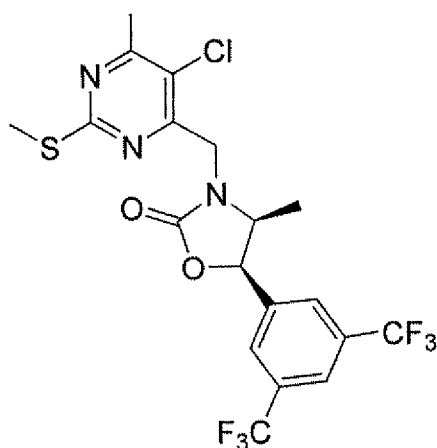
(4S,5R)-3-({6-(Azetidin-1-yl)-3-[2-methoxy-5-(4,4,5,5-tetramethyl-1,3,2-dioxaborolan-2-yl)phenyl]pyridin-2-yl}methyl)-5-[3,5-bis(trifluoromethyl)phenyl]-4-methyl-1,3-oxazolidin-2-one

5 one

A solution of palladium (II) acetate (6.4 mg, 0.28 mmol) and dicyclohexyl[2',4',6'-tri(propan-2-yl)biphenyl-2-yl]phosphane (29.8 mg, 0.62 mmol) in cyclopropyl methyl ether (3.5 mL) was heated in a sealed tube at 85 °C under N₂ for 1 h. The resulting dark brown opaque solution was transferred to a mixture of (4S,5R)-3-{{6-(azetidin-1-yl)-3-(5-chloro-2-methoxyphenyl)pyridin-2-yl}methyl}-5-[3,5-bis(trifluoromethyl)phenyl]-4-methyl-1,3-oxazolidin-2-one (EXAMPLE 22) (851 mg, 1.42 mmol), potassium acetate (278 mg, 2.84 mmol) and bis(pinacolato)diboron (540 mg, 2.13 mmol) and the resulting mixture was heated in a sealed tube at 85 °C under N₂ for 20 h. The reaction mixture was diluted with EtOAc, washed with water and brine, dried (Na₂SO₄) and concentrated *in vacuo* to afford (4S,5R)-3-({6-(azetidin-1-yl)-3-[2-methoxy-5-(4,4,5,5-tetramethyl-1,3,2-dioxaborolan-2-yl)phenyl]pyridin-2-yl}methyl)-5-[3,5-bis(trifluoromethyl)phenyl]-4-methyl-1,3-oxazolidin-2-one. This was used without further purification. LCMS calc. = 692.3; found = 692.1 (M+H)⁺. ¹H NMR (500 MHz, CDCl₃): δ 7.87-7.77 (m, 2 H); 7.81-7.65 (m, 2 H); 7.71-7.51 (m, 1 H); 7.45-7.24 (m, 1 H); 7.07-6.93 (m, 1 H); 6.28 (d, *J* = 8.2 Hz, 1 H); 5.77-5.20 (m, 1 H); 4.92-4.77 (m, 1 H); 4.28-3.95 (m, 7 H); 3.85 (s, 3 H); 2.46-2.37 (m, 2 H); 1.28 (s, 12 H); 0.72-0.52 (m, 3 H).

20

INTERMEDIATE 44



(4S,5R)-5-[3,5-bis(trifluoromethyl)phenyl]-3-{[5-chloro-6-methyl-2-(methylsulfanyl)pyrimidin-4-yl]methyl}-4-methyl-1,3-oxazolidin-2-one

5 Step A: 5-Chloro-6-(methoxymethyl)-2-(methylsulfanyl)pyrimidin-4-ol

The mixture of 4-hydroxy-6-methoxymethyl-2-(methylthio) pyrimidine (10.0 g, 53.7 mmol), NCS (14.34 g, 107 mmol), DMF (10 mL) and CH₂Cl₂ (200 mL) was stirred at room temperature for 4 h. TLC (EtOAc/hexane 40:60) showed no starting material left. The solvent was removed. The final product was recrystallized from EtOAc. The mother liquid was purified by column chromatography on silica gel using EtOAc/hexane= 40:60 as the eluent.
 10 ¹H NMR (CDCl₃, 500 MHz) δ 4.58 (s, 2H), 3.55 (s, 3H), 2.62 (s, 3H).

Step B: 5-chloro-6-(methoxymethyl)-2-(methylsulfanyl)pyrimidin-4-yl trifluoromethanesulfonate

A solution of the title compound from Step A (3.0 g, 13.59 mmol) in CH₂Cl₂ (20 mL) was cooled at 0 °C. Trifluoromethanesulfonic anhydride (Tf₂O) (5.75 g, 20.39 mmol) and 2,6-lutidine (2.91 g, 27.2 mmol) were added. The mixture was stirred at 0 °C and then room temperature for 2 h. Water (10 mL) was added and the mixture was extracted with CH₂Cl₂ (3x30 mL). The combined organic fractions were washed with brine (10 mL), dried over Na₂SO₄, filtered and the solvent was evaporated under reduced pressure. The residue was purified by column chromatography on silica gel Biotage 40M, eluting with EtOAc/hexane (1/9) to give the title compound as a light brown oil.
 15 ¹H NMR (CDCl₃, 500 MHz) δ 4.68 (s, 2H), 3.58 (s, 3H), 2.60 (s, 3H).

Step C: 5-chloro-4-(methoxymethyl)-6-methyl-2-(methylsulfanyl)pyrimidine

A mixture of the title compound from Step B (1.00 g, 2.83 mmol), trimethyl boroxine (1.78 g, 14.18 mmol), Cs₂CO₃ (0.92 g, 2.83 mmol), and catalytic amount Pd(PPh₃)₄ was stirred at 140 °C under microwave for 1h. The solvent was removed. CH₂Cl₂ and water were added. The organic was extracted with CH₂Cl₂ (3 x 10 mL), washed with brine and dried over Na₂SO₄. The residue was purified by column chromatography on silica gel Biotage 40M, eluting with EtOAc/hexane
 25

(1/9) to give as a colorless oil. ¹H NMR (CDCl₃, 500 MHz) δ 4.61 (s, 2H), 3.55 (s, 3H), 2.60 (s, 3H), 2.58 (s, 3H).

Step D: [5-chloro-6-methyl-2-(methylsulfanyl)pyrimidin-4-yl]methanol

5 1M BBr₃ in CH₂Cl₂ (9.5 ml, 9.5 mmol) was added to a solution of the title compound from Step C (0.52 g, 2.78 mmol) in CH₂Cl₂ (5 mL) at 0 °C. The mixture was stirred at 0 °C for 1h. Water (1 mL) was added. The mixture was extracted with CH₂Cl₂ (3 x 10 mL), and dried over Na₂SO₄. The solvent was removed. The residue was purified by column chromatography on silica gel Biotage 40S, eluting with EtOAc/hexane (3/7) to give the title compound as a colorless gum. ¹H
10 NMR (CDCl₃, 500 MHz) δ 4.76 (d, *J* = 4.5 Hz, 1H), 3.88 (m, 1H), 2.61 (s, 3H), 2.59 (s, 3H).

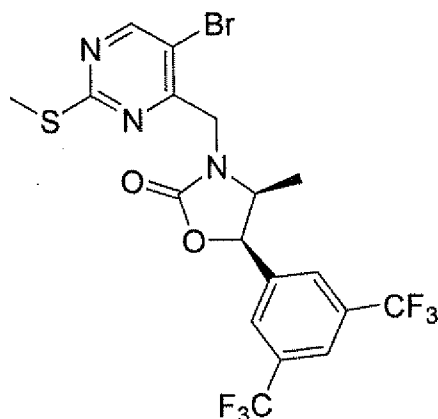
Step E: 5-chloro-4-methyl-2-(methylsulfanyl)-6-[(methylsulfonyl)methyl]pyrimidine

MsCl (248 mg, 2.169 mmol) was added to a stirred, cooled 0 °C mixture of the title compound from Step D (370 mg, 1.808 mmol) in CH₂Cl₂ (10 mL), followed by addition of Et₃N (274 mg, 2.71 mmol). The mixture was stirred at 0 °C for 30 min. TLC showed no starting material left.
15 The mixture was quenched with water (5 mL) and the mixture was washed with more water (10 mL). The organic fraction were washed with brine (saturated, 10 mL), dried (Na₂SO₄), filtered and the solvent was evaporated under reduced pressure. The residue was purified by column chromatography on silica gel Biotage 40S, eluting with EtOAc/hexane (2/8) to give the title
20 compound as a colorless solid. ¹H NMR (CDCl₃, 500 MHz) δ 5.40 (s, 2H), 3.20 (s, 3H), 2.61 (s, 3H), 2.59 (s, 3H).

Step F: (4*S*,5*R*)-5-[3,5-bis(trifluoromethyl)phenyl]-3-{[5-chloro-6-methyl-2-(methylsulfanyl)pyrimidin-4-yl]methyl}-4-methyl-1,3-oxazolidin-2-one

25 A solution of (4*S*,5*R*)-5-[3,5-bis(trifluoromethyl)phenyl]-4-methyl-1,3-oxazolidin-2-one (614 mg, 1.961 mmol) in THF (20 mL) was cooled to 0 °C. NaH (58.8 mg, 2.451 mmol) was added. The mixture was stirred at 0 °C for 30 min. The title compound from Step E (462 mg, 1.63 mmol) in THF (30 mL) was added. The mixture was stirred at 0 °C and then room temperature for 4 h. Saturated NH₄Cl (10 mL) was added. The mixture was extracted with ethyl
30 acetate (3 x 10 mL). The combined organic fractions were washed with brine (saturated, 10 mL), dried (Na₂SO₄), filtered and the solvent was evaporated under reduced pressure. The residue was purified by column chromatography on silica gel Biotage 40S, eluting with EtOAc/hexane (30/70) to give the title compound as a colorless solid. ¹H NMR (CDCl₃, 500 MHz) δ 7.94 (s, 1H), 7.82 (s, 2H), 5.85 (d, *J* = 8.5 Hz, 1H), 5.00 (d, *J* = 17.5 Hz, 1H), 4.46 (m, 1H), 4.31 (d, *J* =
35 18.0 Hz, 1H), 2.60 (s, 6H), 0.83 (d, *J* = 7.0 Hz, 3H).

INTERMEDIATE 45



(4S,5R)-5-[3,5-bis(trifluoromethyl)phenyl]-3-{[5-bromo-2-(methylsulfanyl)pyrimidin-4-yl]methyl}-4-methyl-1,3-oxazolidin-2-one

Step A: 5-Bromo-2-(methylsulfanyl)-4-[(methylsulfonyl)methyl]pyrimidine

MsCl (5.85 g, 51.0 mmol) was added to a stirred, cooled 0 °C mixture of 2-methylthio-5-bromo-3-methylhydroxy pyrimidine (10 g, 42.5 mmol) in CH₂Cl₂ (200 mL), followed by addition of Et₃N (6.46 g, 63.8 mmol). The mixture was stirred at 0 °C for 30 min. TLC showed no starting material left. The mixture was quenched with water (30 mL) and the mixture was washed with more water (50 mL). The organic fraction were washed with brine (saturated, 50 mL), dried (Na₂SO₄), filtered and the solvent was evaporated under reduced pressure. The residue was purified by column chromatography on silica gel Biotage 65i, eluting with EtOAc/hexane (3/7) to give the title compound as a colorless solid. ¹H NMR (CDCl₃, 500 MHz) δ 8.61 (s, 1H), 5.38 (s, 2H), 3.21 (s, 3H), 2.60 (s, 3H).

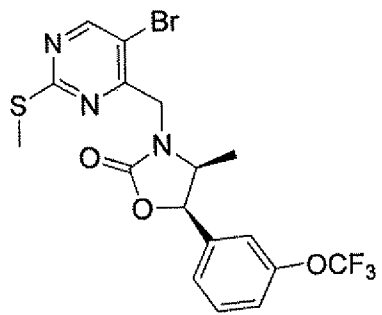
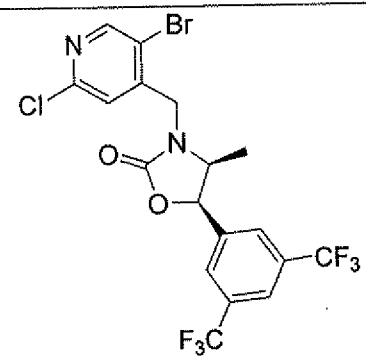
Step B: (4S,5R)-5-[3,5-bis(trifluoromethyl)phenyl]-3-{[5-bromo-2-(methylsulfanyl)pyrimidin-4-yl]methyl}-4-methyl-1,3-oxazolidin-2-one

A solution of (4S,5R)-5-[3,5-bis(trifluoromethyl)phenyl]-4-methyl-1,3-oxazolidin-2-one (12.00 g, 38.3 mmol) in THF (200 mL) was cooled to 0 °C. NaH (0.919 g, 38.3 mmol) was added. The mixture was stirred at 0 °C for 30 min. The title compound from Step A (10.0 g, 31.9 mmol) in THF (30 mL) was added. The mixture was stirred at 0 °C and then room temperature for 4 h. Saturated NH₄Cl (10 mL) was added. The mixture was extracted with ethyl acetate (3 x 100 mL). The combined organic fractions were washed with brine (saturated, 20 mL), dried (Na₂SO₄), filtered and the solvent was evaporated under reduced pressure. The residue was purified by column chromatography on silica gel Biotage 65i, eluting with EtOAc/hexane (20/80) to give the title compound as a colorless solid. ¹H NMR (CDCl₃, 500 MHz) δ 8.57 (s, 1H), 7.94 (s, 1H), 7.82 (s, 2H), 5.86 (d, *J* = 8.5 Hz, 1H), 4.97 (d, *J* = 18.0 Hz, 1H), 4.46 (m, 1H), 4.28 (d, *J* = 17.5 Hz, 1H), 2.60 (s, 3H), 0.83 (d, *J* = 6.5 Hz, 3H).

The following intermediates (Table X) were synthesized using methods analogous to those described for INTERMEDIATE 45 from commercially available materials or intermediates whose syntheses are described above.

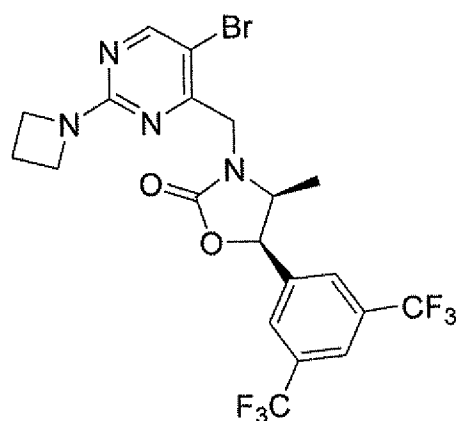
5

TABLE 6A

Intermediate	Molecular structure	LCMS (M+H) ⁺
45(a)		480.1
45(b)		517.0, 519.0

10

INTERMEDIATE 46



(4*S*,5*R*)-3-{[2-(azetidin-1-yl)-5-bromopyrimidin-4-yl]methyl}-5-[3,5-bis(trifluoromethyl)phenyl]-4-methyl-1,3-oxazolidin-2-one

Step A: (4*S*,5*R*)-5-[3,5-bis(trifluoromethyl)phenyl]-3-{[5-bromo-2-(methylsulfonyl)pyrimidin-4-yl]methyl}-4-methyl-1,3-oxazolidin-2-one

- 5 The mixture of the intermediate 45 (2.1 g, 3.96 mmol) and mCPBA (1.50 g, 8.71 mmol) in CH₂Cl₂ (20 mL) was stirred at 25 °C for 4 h. The solution was washed with Na₂S₂O₃ (5 mL), brine and dried (Na₂SO₄), filtered and the solvent was evaporated under reduced pressure. The residue was purified by column chromatography on silica gel Biotage 40M, eluting with
- 10 EtOAc/hexane (1:1) to give the title compound as a colorless gum. ¹H NMR (CDCl₃, 500 MHz) δ 8.99 (s, 1H), 7.94 (s, 1H), 7.84 (s, 2H), 6.03 (d, *J* = 8.0 Hz, 1H), 5.16 (d, *J* = 18.5 Hz, 1H), 4.57 (m, 1H), 4.42 (d, *J* = 18.5 Hz, 1H), 3.40 (s, 3H), 0.86 (d, *J* = 7.0 Hz, 3H).

Step B: (4*S*,5*R*)-3-{[2-(azetidin-1-yl)-5-bromopyrimidin-4-yl]methyl}-5-[3,5-bis(trifluoromethyl)phenyl]-4-methyl-1,3-oxazolidin-2-one

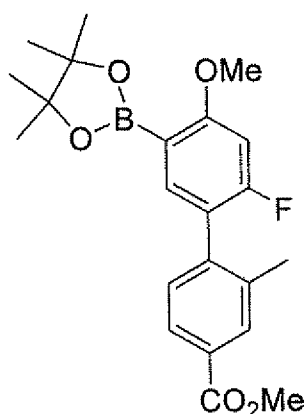
- 15 A mixture of the title compound from Step A (300 mg, 0.534 mmol) and azetidine (152 mg, 2.67 mmol) in THF (5 mL) was stirred at 25 °C overnight. The solvent was removed. The residue was purified by column chromatography on silica gel Biotage 40M, eluting with EtOAc/hexane to give the title compound as a colorless gum. ¹H NMR (CDCl₃, 500 MHz) δ 8.29 (s, 1H), 7.93
- 20 (s, 1H), 7.81 (s, 2H), 5.82 (d, *J* = 8.5 Hz, 1H), 4.81 (d, *J* = 18.0 Hz, 1H), 4.43 (m, 1H), 4.16 (m, 5H), 2.43 (m, 2H), 0.82 (d, *J* = 6.5 Hz, 3H).

- The following intermediates (Table 7) were synthesized using methods analogous to those described for INTERMEDIATE 46 from commercially available materials or intermediates
- 25 whose syntheses are described above.

TABLE 7

Intermediate	Molecular structure	LCMS (M+H) ⁺
47	 <chem>BrC1=NC(=C(N1CNC2(C)C(c3cc(C(F)(F)F)cc3)OC2=O)C4CC(F)C4)N=C5C=CC(=C5)</chem>	558.9
48	 <chem>COC1CC(C1)N2C(=O)O[C@H](C)[C@H](C3=CC(=CC(=C3)C(F)(F)F)C(F)(F)F)N2C4=CC=CC(=C4)C(F)(F)F</chem>	553.9
49	 <chem>Fc1cc(F)cc1N2C(=O)O[C@H](C)[C@H](C3=CC(=CC(=C3)C(F)(F)F)C(F)(F)F)N2C4=CC=CC(=C4)C(F)(F)F</chem>	575.1

INTERMEDIATE 50



Methyl 2'-fluoro-4'-methoxy-2-methyl-5'-(4,4,5,5-tetramethyl-1,3,2-dioxaborolan-2-yl)biphenyl-4-carboxylate

5 Step A: Methyl 2'-fluoro-4'-methoxy-2-methylbiphenyl-4-carboxylate

A mixture of 4-bromo-3-fluoro anisole (2.0 g, 9.75 mmol), methyl 3-methyl-4-(4,4,5,5-tetramethyl-1,3,2-dioxaborolan-2-yl)benzoate (2.8 g, 10.14 mmol), Cs_2CO_3 (6.99 g, 21.46 mmol) and catalytic amount of $\text{Pd}(\text{PPh}_3)_4$ (1.13 g, 0.975 mmol) in dioxane (50 mL) was stirred at 80 °C overnight. The solvent was removed. Water was added. The mixture was extracted with CH_2Cl_2 (3 x 20 mL). Washed with brine and dried over Na_2SO_4 . The residue was purified by column chromatography on silica gel Biotage 40M, eluting with EtOAc/hexane (1:9) to give the title compound as a colorless solid.

Step B: Methyl 2'-fluoro-5'-iodo-4'-methoxy-2-methylbiphenyl-4-carboxylate

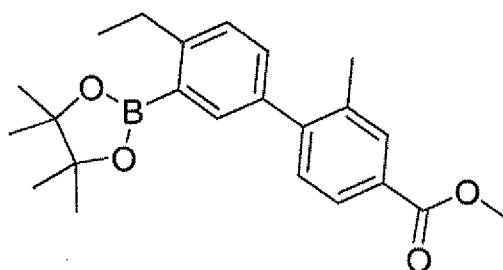
15 To a mixture of Ag_2SO_4 (2.56 g, 8.22 mmol) and I_2 (2.088 g, 8.22 mmol) in MeOH (30 mL), a solution of the title compound from Step A (1.88 g, 6.85 mmol) in MeOH (30 mL) was added. The mixture was stirred at 25 °C overnight. The progression of reaction was monitored by crude ^1H NMR. Roughly in 24 h, the reaction was over. The mixture was filtered. The solvent was removed. The residue was purified by column chromatography on silica gel Biotage 40M, eluting with EtOAc/hexane (1:9) to give the title compound as a colorless solid. ^1H NMR (CDCl_3 , 500 MHz) δ 7.99 (s, 1H), 7.93 (d, $J = 7.0$ Hz, 1H), 7.68 (d, $J = 8.5$ Hz, 1H), 7.29 (d, $J = 9$ Hz, 1H), 6.70 (d, $J = 11.5$ Hz, 1H), 4.00 (s, 6H), 2.30 (s, 3H).

Step C: Methyl 2'-fluoro-4'-methoxy-2-methyl-5'-(4,4,5,5-tetramethyl-1,3,2-dioxaborolan-2-yl)biphenyl-4-carboxylate

25 A mixture of the title compound from Step B (2.00 g, 5.00 mmol), bis(pinacolato)diboron (1.523 g, 6.00 mmol), $\text{PdCl}_2(\text{PPh}_3)_2$ (0.702 g, 1.000 mmol) and KOAc (1.030 g, 10.50 mmol) in dioxane (20 mL) was divided into 4 parts. Each part was heated at 140 °C on microwave for 2 h. LC/MS showed no starting material. All parts were combined and the solvent was removed. Water (50

mL) was added and the mixture was extracted with CH_2Cl_2 (3 x 40 mL). The combined layers were washed with brine and dried over Na_2SO_4 . The solvent was removed and the residue was purified via reverse phase HPLC to give the title compound as a brown solid. ^1H NMR (CDCl_3 , 500 MHz) δ 8.00 (m, 2H), 7.60 (d, $J = 7.0$ Hz, 1H), 7.29 (d, $J = 9$ Hz, 1H), 6.70 (d, $J = 11.5$ Hz, 1H), 4.00 (s, 3H), 3.90 (s, 3H), 2.30 (s, 3H), 1.50 (s, 12H).

INTERMEDIATE 51



Methyl 4'-ethyl-2-methyl-3'-(4,4,5,5-tetramethyl-1,3,2-dioxaborolan-2-yl)biphenyl-4-carboxylate

Step A: 4-Chloro-1-ethenyl-2-nitrobenzene.

Bromo-4-chloro-2-nitrobenzene (3 g, 12.69 mmol), potassium vinyltrifluoroborate (2.039 g, 15.23 mmol), [1,1'-bis(diphenylphosphino)ferrocene]dichloropalladium(II) (1.857 g, 2.54 mmol), cesium carbonate (8.27 g, 25.4 mmol) and THF (50 mL) were heated in an 80 °C oil bath overnight. Volatiles were removed under reduced pressure. The pot residue was worked up with brine, extracted with ethyl acetate, dried over Na_2SO_4 , filtered and evaporated to afford a dark mixture. The resulting crude mixture was purified by flash chromatography (SiO_2 , Biotage 65i cartridge). The column was eluted by an EtOAc/hexane mixture (0% to 10%). Related fractions were pooled and evaporated to afford a yellow solid as the titled compound. ^1H -NMR (CDCl_3 , 600 MHz) δ 7.94 (d, $J = 2.4$ Hz, 1H), 7.60 – 7.54 (m, 2H), 7.12 (dd, $J = 17.4, 10.8$ Hz, 1H), 5.75 (d, $J = 16.8$ Hz, 1H), 5.52 (d, $J = 10.8$ Hz).

Step B: Methyl 4'-ethenyl-2-methyl-3'-nitrobiphenyl-4-carboxylate.

4-Chloro-1-ethenyl-2-nitrobenzene (1.1406 g, 6.21 mmol), methyl 3-methyl-4-(4,4,5,5-tetramethyl-1,3,2-dioxaborolan-2-yl)benzoate (2.059 g, 7.46 mmol), 1,1 bis(di-tert-butylphosphino)ferrocene palladium dichloride (0.422 g, 0.621 mmol), cesium carbonate (4.25 g, 13.05 mmol) and THF (30 mL) were heated in an 80 °C oil bath overnight. Volatiles were removed under reduced pressure. The pot residue was taken up by dichloromethane and filtered. The filtrate was concentrated *in vacuo* to afford a dark solid. The resulting solid was purified by flash chromatography (SiO_2 , Biotage SNAP cartridge, silica gel, 100 g cartridge). The column was eluted by an EtOAc/hexanes mixture (0% to 40%). Related fractions were pooled and

evaporated a light orange solid as the titled compound. LCMS calc. = 297.10; found = 298.10 (M+H)⁺.

Step C: Methyl 3'-amino-4'-ethyl-2-methylbiphenyl-4-carboxylate.

5 Methyl 4'-ethenyl-2-methyl-3'-nitrobiphenyl-4-carboxylate (1.6206 g, 5.45 mmol), palladium on carbon (0.290 g, 0.273 mmol) and MeOH (50 mL) were stirred under a balloon atmosphere of H₂ at room temperature overnight. The reaction crude was filtered and concentrated *in vacuo* to afford a light yellow oil. The resulting oil was purified by flash chromatography (SiO₂, Biotage SNAP Cartridge, silica gel 100 g cartridge). The column was eluted by an EtOAc/hexanes
10 mixture (0% to 40%). Related fractions were pooled and evaporated to afford a light yellow oil as the titled compound. LCMS calc. = 269.14; found = 270.30 (M+H)⁺.

Step D: Methyl 4'-ethyl-3'-iodo-2-methylbiphenyl-4-carboxylate.

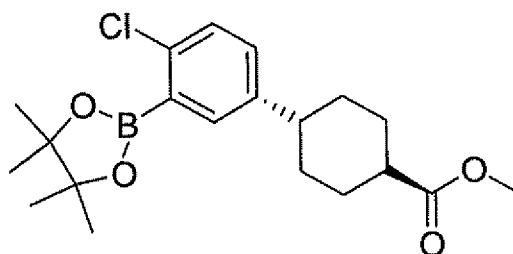
15 Methyl 3'-amino-4'-ethyl-2-methylbiphenyl-4-carboxylate (1.1263 g, 4.18 mmol) and iodine (0.258 ml, 5.02 mmol) were mixed in chloroform (40 mL) and immersed in a preheated oil bath (90 °C when immersed). To this hot mixture was added n-amyl nitrite (0.668 ml, 5.02 mmol). The reaction mixture was heated in an 80 °C oil bath for 2 hours then allowed to cool to ambient temperature overnight. The crude was stirred with a Na₂S₂O₃ solution. Volatiles were removed under reduced pressure. The pot residue was worked up with brine, extracted with ethyl acetate,
20 dried over Na₂SO₄, filtered and evaporated. The resulting mixture was purified by flash chromatography (SiO₂, Isolute Flash Si; 100 g). The column was eluted by an EtOAc/hexane mixture (0% to 30%). Related fractions were pooled and evaporated to afford a light yellow solid as the titled compound. LCMS calc. = 380.03; found = 381.09 (M+H)⁺.

25 Step E: Methyl 4'-ethyl-2-methyl-3'-(4,4,5,5-tetramethyl-1,3,2-dioxaborolan-2-yl)biphenyl-4-carboxylate.

Methyl 4'-ethyl-3'-iodo-2-methylbiphenyl-4-carboxylate (1.11 g, 2.92 mmol), 1,1'-bis(diphenylphosphino)ferrocene-palladium(ii)dichloride dichloromethane complex (0.238 g, 0.292 mmol), bis(pinacolato)diboron (0.890 g, 3.50 mmol), potassium acetate (0.430 g, 4.38
30 mmol), 1,4-dioxane (3.24 ml) and DMSO (11.35 mL) were sealed in a microwave reaction vessel and subject to microwave irradiation at 140 °C for 20 min. LCMS indicated complete consumption of the starting material and formation of the desired product. The crude was combined with the reaction crude from an identical probe reaction (38.5 mg scale) and purified by flash chromatography (SiO₂, Biotage SNAP Cartridge, silica gel, KP-Sil, 100 g cartridge).
35 The column was eluted by an EtOAc/hexane mixture (0% to 10%). Related fractions were pooled and evaporated to afford a light purple gum. This purple gum was further purified by flash chromatography (SiO₂, Biotage SNAP Cartridge, silica gel, KP-Sil, 50 g cartridge). The

column was eluted by an EtOAc/hexane mixture (0% to 10%). Related fractions were pooled and evaporated to afford a thick clear oil as the titled compound. LCMS calc. = 380.22; found = 381.28 (M+H)⁺. ¹H NMR (CDCl₃, 500 MHz) δ 7.93 (s, 1H), 7.87 (dd, *J* = 8.0, 2.0 Hz, 1H), 7.70 (d, *J* = 2.0 Hz, 1H), 7.32 – 7.30 (m, 1H), 7.30 – 7.28 (m, 1H), 7.26 – 7.24 (m, 1H), 3.93 (s, 3H), 2.96 (q, *J* = 7.5 Hz, 2H), 2.31 (s, 3H), 1.34 (s, 12H), 1.25 (t, *J* = 7.5 Hz, 3H).

INTERMEDIATE 52



Methyl *trans*-4-[4-chloro-3-(4,4,5,5-tetramethyl-1,3,2-dioxaborolan-2-yl)phenyl]cyclohexanecarboxylate

Step A: Methyl *trans*-4-(4-chlorophenyl)cyclohexanecarboxylate.

Trimethylsilyldiazomethane (15.71 ml, 31.4 mmol) was slowly added into a solution of (e)-4-(4-chlorophenyl)cyclohexanecarboxylic acid (3 g, 12.57 mmol) in MeOH (75 mL) at room temperature. LCMS indicated complete conversion in 1 hr. Added a few drops of TFA to quench the reaction. Volatiles were removed under reduced pressure. The resulting pot residue was purified by flash chromatography (SiO₂, Biotage 65i cartridge). The column was eluted by an EtOAc/hexanes mixture (0% to 20%). Related fractions were pooled and evaporated to afford a white solid as the titled compound. LCMS calc. = 252.09; found = 253.20 (M+H)⁺.

Step B: Methyl *trans*-4-(4-chloro-3-iodophenyl)cyclohexanecarboxylate.

Sulfuric acid (0.708 mL, 13.29 mmol) was added into a cold (ice bath) mixture of methyl *trans*-4-(4-chlorophenyl)cyclohexanecarboxylate (3.3588 g, 13.29 mmol) and *n*-iodosuccinimide (2.99 g, 13.29 mmol) in acetic acid (0.798 g, 13.29 mmol). The reaction mixture was stirred in an ice bath and was allowed to warm to ambient temperature overnight. The reaction crude was poured into an ice water and extracted with EtOAc. The separated organic phase was dried over Na₂SO₄, filtered and evaporated to afford a dark mixture. The resulting crude mixture was purified by flash chromatography (SiO₂, Biotage 65i cartridge). The column was eluted by a

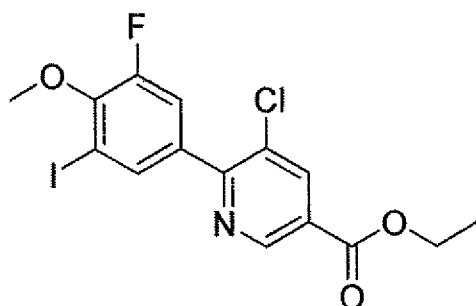
EtOAc/hexanes mixture (0% to 10%). Related fractions were pooled and evaporated to afford a crystalline solid as the titled compound. LCMS calc. = 377.99; found = 379.00 (M+H)⁺.

Step C: Methyl *trans*-4-[4-chloro-3-(4,4,5,5-tetramethyl-1,3,2-dioxaborolan-2-yl)phenyl]cyclohexanecarboxylate.

- 5 Methyl *trans*-4-(4-chloro-3-iodophenyl)cyclohexanecarboxylate (488.8 mg, 1.291 mmol), 1,1'-bis(diphenylphosphino)ferrocene-palladium(II)dichloride dichloromethane complex (211 mg, 0.258 mmol), potassium acetate (266 mg, 2.71 mmol), bis(pinacolato)diboron (393 mg, 1.549 mmol) and 1,4-dioxane (1.200 mL) were sealed in a microwave vessel and stirred in an 80 °C oil bath overnight. Volatiles were removed under reduced pressure. The pot residue was worked up
- 10 with brine, extracted with ethyl acetate, dried over Na₂SO₄, filtered and evaporated to afford a dark mixture. The resulting mixture was purified by flash chromatography (SiO₂, Biotage SNAP Cartridge, silica gel, KP-Sil, 50 g cartridge). The column was eluted by an EtOAc/hexane mixture (0% to 40%). Related fractions were pooled and evaporated to afford a light green crystalline solid as the titled compound. LCMS calc. = 378.18; found = 379.20 (M+H)⁺. ¹H
- 15 NMR (CDCl₃, 500 MHz) δ 7.49 (d, *J* = 2.0 Hz, 1H), 7.28 – 7.25 (m, 1H), 7.17 (dd, *J* = 8.3, 2.5 Hz, 1H), 3.69 (s, 3H), 2.51 (m, 1H), 2.36 (m, 1H), 2.14 – 2.06 (m, 1H), 1.98 – 1.92 (m, 1H), 1.64 – 1.52 (m, 1H), 1.52 – 1.40 (m, 1H), 1.27 (s, 12H).

INTERMEDIATE 53

20



Ethyl 5-chloro-6-(3-fluoro-5-iodo-4-methoxyphenyl)pyridine-3-carboxylate

Step A: Ethyl 5-chloro-6-(3-fluoro-4-methoxyphenyl)pyridine-3-carboxylate.

- 25 Ethyl 5,6-dichloronicotinate (1 g, 4.54 mmol), 3-fluoro-4-methoxyphenylboronic acid (0.965 g, 5.68 mmol), 1,1'-bis(diphenylphosphino)ferrocene-palladium(II)dichloride dichloromethane complex (0.371 g, 0.454 mmol), cesium carbonate (3.26 g, 10.00 mmol) and THF (30 mL) were refluxed in an 80 °C oil bath under N₂ for 2.5 hrs. Volatiles were removed under reduced pressure. The pot residue was worked up with brine, extracted with ethyl acetate, dried over
- 30 Na₂SO₄, filtered and evaporated to afford a dark mixture. The resulting crude mixture was

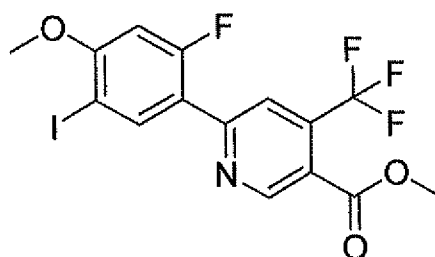
purified by flash chromatography (SiO₂, Biotage 65i cartridge). The column was eluted by an EtOAc/hexanes mixture (0% to 40%). Related fractions were pooled and evaporated to afford a white fluffy solid as the titled compound. LCMS calc. = 309.06; found = 310.01 (M+H)⁺.

5 Step B: Ethyl 5-chloro-6-(3-fluoro-5-iodo-4-methoxyphenyl)pyridine-3-carboxylate.

Sulfuric acid (2.5 mL) was added into a cold (ice bath) mixture of ethyl 5-chloro-6-(3-fluoro-4-methoxyphenyl)pyridine-3-carboxylate (500 mg, 1.614 mmol) and 1-iodopyrrolidine-2,5-dione (400 mg, 1.776 mmol) in acetic acid (7.5 mL). The reaction mixture was stirred in an ice bath and warmed up to room temperature in one hour before placed in a 55 °C oil bath overnight. The
10 crude was combined with the crude from an identical probe reaction (33 mg scale). The combined crude was poured into an ice/water mixture and neutralized by NaHCO₃. The resulting mixture was extracted with EtOAc. The separated organic phase was dried over Na₂SO₄, filtered and evaporated to afford a dark mixture. This dark crude mixture was purified by flash chromatography (SiO₂, Biotage SNAP Cartridge, silica gel, KP-Sil, 100 g cartridge). The
15 column was eluted by an EtOAc/hexanes mixture (0% to 30%). Related fractions were pooled and evaporated to afford a white solid as the titled compound. LCMS calc. = 434.95; found = 435.77 (M+H)⁺. ¹H NMR (CDCl₃, 500 MHz) δ 9.13 (d, *J* = 2.0 Hz, 1H), 8.38 (d, *J* = 1.5 Hz, 1H), 8.02 (s, 1H), 7.60 (dd, *J* = 12.5, 2.0 Hz, 1H), 4.45 (q, *J* = 7.0 Hz, 2H), 4.03 (s, 3H), 1.44 (t, *J* = 7.0 Hz, 3H).

20

INTERMEDIATE 54



25 Methyl 6-(2-fluoro-5-iodo-4-methoxyphenyl)-4-(trifluoromethyl)pyridine-3-carboxylate

Step A: Methyl 6-(2-fluoro-4-methoxyphenyl)-4-(trifluoromethyl)pyridine-3-carboxylate.

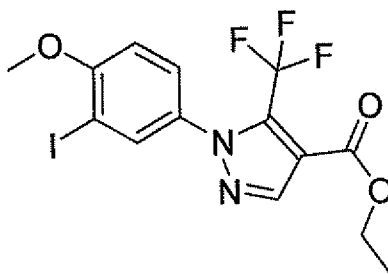
Methyl 6-chloro-4-(trifluoromethyl)nicotinate (963.6 mg, 4.02 mmol), 2-fluoro-4-methoxybenzeneboronic acid (854 mg, 5.03 mmol), cesium carbonate (2883 mg, 8.85 mmol), PdCl₂(dppf)-CH₂Cl₂ adduct (328 mg, 0.402 mmol) and THF (30 mL) were refluxed in a 80 °C oil
30 bath overnight. LCMS trace of the reaction aliquot indicated completion of reaction. The reaction crude was filtered through a bed of Celite® 521. The filtrate was concentrated *in vacuo* and purified by flash chromatography (SiO₂, Biotage SNAP Cartridge, silica gel, KP-Sil, 100 g

cartridge). The column was eluted by an EtOAc/hexanes mixture (0% to 20%). Related fractions were pooled and evaporated to afford a colorless oil as the titled compound. LCMS calc. = 329.07; found = 330.17 (M+H)⁺.

- 5 Step B: Methyl 6-(2-fluoro-5-iodo-4-methoxyphenyl)-4-(trifluoromethyl)pyridine-3-carboxylate.
Methyl 6-(2-fluoro-4-methoxyphenyl)-4-(trifluoromethyl)pyridine-3-carboxylate (750 mg, 2.278 mmol), iodine (578 mg, 2.278 mmol), silver sulfate (710 mg, 2.278 mmol) and MeOH (20 mL) were stirred in a 70 °C oil bath and monitored by LCMS. The dark color disappeared and LCMS indicated >50% conversion when reaction time = 1 hr. Additional I₂ (280 mg, 0.788 mmol) and
10 Ag₂SO₄ (355 mg, 1.074 mmol) were added and resumed stirring/heating for 30 min. The reaction was cooled and quenched by adding Na₂S₂O₃ (sat.). Volatiles were removed under reduced pressure. The pot residue was worked up with brine, extracted with ethyl acetate, dried over Na₂SO₄, filtered and evaporated *in vacuo*. The resulting mixture was purified by flash chromatography (SiO₂, Biotage SNAP Cartridge, silica gel, KP-Sil, 100 g cartridge). The
15 column was eluted by an EtOAc/hexanes mixture (0% to 40%). Pure fractions were pooled and evaporated to afford a white solid as the titled compound. LCMS calc. = 454.96; found = 456.03 (M+H)⁺. ¹H NMR (CDCl₃, 600 MHz) δ 9.15 (s, 1H), 8.61 (d, *J* = 9.0 Hz, 1H), 8.11 (s, 1H), 6.68 (d, *J* = 11.0, 1H), 4.00 (s, 3H), 3.96 (s, 3H).

20

INTERMEDIATE 55



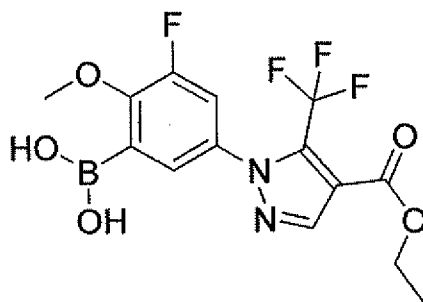
- 25 Ethyl 1-(3-iodo-4-methoxyphenyl)-5-(trifluoromethyl)-1H-pyrazole-4-carboxylate
Step A: Ethyl 1-(4-methoxyphenyl)-5-(trifluoromethyl)-1H-pyrazole-4-carboxylate.
4-Methoxy phenylhydrazine (1g, 7.24 mmol) and ethyl 2-(ethoxymethylene)-4,4,4-trifluoro-3-oxobutyrates (1.408 ml, 7.24 mmol) were stirred in acetonitrile (40 mL) at room temperature. To this mixture was added triethylamine (1.0 mL, 7.24 mmol). LCMS trace of aliquot taken immediately after the addition indicated completion of reaction. The crude mixture was further
30 aged for 1 hr. Volatiles were removed under reduce pressure. The resulting crude mixture was purified by flash chromatography (SiO₂, Isolute Flash Si; 100 g). The column was eluted by an

EtOAc/hexanes mixture (0% to 20%). Related fractions were pooled and evaporated to afford a yellow oil of 1.4015 g. This oil was further purified by preparative HPLC (reverse phase, Kromasil® 100-5C18, 100 x 21.1 mm) eluting with acetonitrile/water + 0.1% TFA (30% to 100% organic in 10 min, then to 100% for 2 min, 20 mL/min). Related fractions were pooled and evaporated under reduced pressure to afford an oil as a TFA salt of the titled compound. LCMS calc. = 314.09; found = 315.22 (M+H)⁺.

Step B: Ethyl 1-(3-iodo-4-methoxyphenyl)-5-(trifluoromethyl)-1H-pyrazole-4-carboxylate.

Ethyl 1-(4-methoxyphenyl)-5-(trifluoromethyl)-1H-pyrazole-4-carboxylate (1.1499 g, 3.66 mmol), iodine (0.929 g, 3.66 mmol), silver sulfate (1.141 g, 3.66 mmol) and MeOH (30 mL) were stirred at in a 75 °C oil bath. The reaction progress was followed by LCMS. Additional I₂/Ag₂SO₄ (1.5 eq. each) were added. LCMS indicated some unreacted starting material while de-methylation of the methoxy group was observed. Na₂S₂O₃ (sat., aq) was added to quench the reaction. Volatiles were removed under reduced pressure. The pot residue was taken up by EtOAc followed filtration. The separated aqueous phase was back extracted with EtOAc. The combined extracts were dried over Na₂SO₄, filtered and evaporated *in vacuo*. The resulting pot residue was purified by preparative HPLC (reverse phase, Kromasil® 100-5C18, 100x21.1 mm) eluting with acetonitrile/water + 0.1% TFA (30% to 100% organic in 10 min, then to 100% for 2 min, 20 mL/min). Related fractions were pooled and evaporated under reduced pressure to afford a white solid as a TFA salt of the titled compound. LCMS calc. = 439.98; found = 441.05 (M+H)⁺. ¹H NMR (CDCl₃, 500 MHz) δ 8.09 (s, 1H), 7.85 (d, *J* = 2.0 Hz, 1H), 7.37 (dd, *J* = 8.8, 2.0 Hz, 1H), 6.88 (d, *J* = 8.5 Hz, 1H), 4.37 (q, *J* = 7.0 Hz, 2H), 3.95 (s, 3H), 1.38 (t, *J* = 7.0 Hz, 3H).

INTERMEDIATE 56



{5-[4-(Ethoxycarbonyl)-5-(trifluoromethyl)-1H-pyrazol-1-yl]-3-fluoro-2-methoxyphenyl}boronic acid

Step A: (3-Fluoro-4-methoxyphenyl)hydrazine hydrochloride.

A suspension of 3-fluoro-4-methoxyaniline (1.5871 g, 11.24 mmol) in hydrochloric acid, 37% (14 ml) was diazotized with sodium nitrite (0.776 g, 11.24 mmol) in water (7 mL) and reduced with tin(ii) chloride dihydrate (1.873 mL, 22.49 mmol) in hydrochloric acid, 37% (5 ml) at 0 °C. The reaction was then stirred for 20 min at room temperature. The precipitate was collected by filtration. The cake was triturated with ethanol (50 mL, room temp) followed by filtration to give a pale yellow solid as the titled compound. ¹H NMR (DMSO-d₆, 500 MHz) δ 10.17 (br s, 2H), 8.12 (br s, 1H), 7.10 (dd, *J* = 9.0, 9.0 Hz, 1H), 6.96 (dd, *J* = 13.0, 2.5 Hz, 1H), 6.80 – 6.76 (m, 1H) 3.76 (s, 3H), 3.42 (br s, 1H).

Step B: Ethyl 1-(3-fluoro-4-methoxyphenyl)-5-(trifluoromethyl)-1*H*-pyrazole-4-carboxylate.
(3-Fluoro-4-methoxyphenyl)hydrazine hydrochloride (1.7346 g, 9.01 mmol) and ethyl 2-(ethoxymethylene)-4,4,4-trifluoro-3-oxobutyrates (1.751 mL, 9.01 mmol) were stirred in acetonitrile (50 mL) at room temperature. To this mixture was added triethylamine (1.255 mL, 9.01 mmol). LCMS trace of reaction aliquot at reaction time 30 min indicated completion of reaction. Volatiles were removed under reduce pressure. The crude mixture was combined with the reaction crude from an identical probe reaction (112 mg scale). Volatiles were removed under reduced pressure. The resulting pot residue was purified by flash chromatography (SiO₂, Biotage 65i cartridge). The column was eluted by an EtOAc/hexanes mixture (0% to 25%). Related fractions were pooled and evaporated to afford a light yellow solid as the titled compound. LCMS calc. = 332.08; found = 333.22 (M+H)⁺.

Step C: Ethyl 1-(3-fluoro-5-iodo-4-methoxyphenyl)-5-(trifluoromethyl)-1*H*-pyrazole-4-carboxylate.

Sulfuric acid (3 mL) was added into a cold (ice bath) mixture of ethyl 1-(3-fluoro-4-methoxyphenyl)-5-(trifluoromethyl)-1*H*-pyrazole-4-carboxylate (500 mg, 1.505 mmol) and NIS (339 mg, 1.505 mmol) in acetic acid (10 mL). The resulting mixture was stirred in an ice bath and was allowed to warm to ambient temperature overnight. The reaction was then heated in a 55 °C oil bath for 5 hrs. The crude mixture was combined with the reaction crude from an identical probe reaction (32 mg scale). The combined crude was poured into an ice/water mixture and extracted with EtOAc. The separated organic phase was dried over Na₂SO₄, filtered and evaporated to afford a dark mixture. This dark mixture was purified by flash chromatography (SiO₂, Biotage SNAP Cartridge, silica gel, KP-Sil, 100 g cartridge). The column was eluted by an EtOAc/hexanes mixture (0% to 30%). Related fractions were pooled and evaporated to afford a colorless oil as the titled compound. LCMS calc. = 457.98; found = 459.06 (M+H)⁺.

Step D: {5-[4-(Ethoxycarbonyl)-5-(trifluoromethyl)-1*H*-pyrazol-1-yl]-3-fluoro-2-

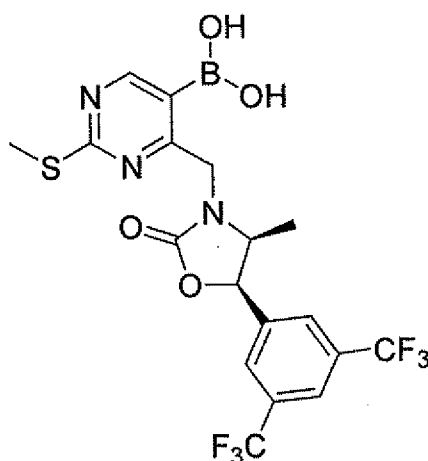
methoxyphenyl}boronic acid.

Ethyl 1-(3-fluoro-5-iodo-4-methoxyphenyl)-5-(trifluoromethyl)-1*h*-pyrazole-4-carboxylate (340 mg, 0.742 mmol), bis(hexyleneglycolato)diboron (283 mg, 1.113 mmol), tricyclohexylphosphine (62.4 mg, 0.223 mmol), potassium acetate (182 mg, 1.855 mmol), 1,1'-

- 5 bis(diphenylphosphino)ferrocene-palladium(II)dichloride dichloromethane complex (121 mg, 0.148 mmol) and 1,4-dioxane (10 mL) were sealed in a microwave vessel and subject to microwave irradiation at 140 °C for a total of 2 hrs (1+1). The crude mixture was combined with the reaction crude from an identical probe reaction (32 mg scale). Volatiles were removed under reduced pressure. The resulting crude mixture was purified by flash chromatography (SiO₂,
10 Biotage SNAP Cartridge, silica gel, KP-Sil, 100 g cartridge). The column was eluted by an EtOAc/hexanes mixture (0% to 40%). Related fractions were pooled and evaporated to afford a brown oil as a mixture of the titled compound and the de-iodinated reduced by-product (step B). LCMS calc. = 376.09; found = 377.18 (M+H)⁺.

15

INTERMEDIATE 57



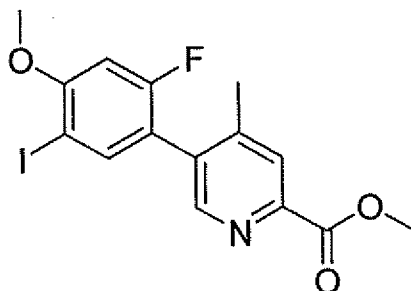
[4-({(4*S*,5*R*)-5-[3,5-bis(trifluoromethyl)phenyl]-4-methyl-2-oxo-1,3-oxazolidin-3-yl}methyl)-2-(methylsulfanyl)pyrimidin-5-yl}boronic acid

- 20 (4*S*,5*R*)-5-[3,5-bis(trifluoromethyl)phenyl]-3-{[5-bromo-2-(methylsulfanyl)pyrimidin-4-yl]methyl}-4-methyl-1,3-oxazolidin-2-one (400 mg, 0.754 mmol), bis(hexyleneglycolato)diboron (249 mg, 0.981 mmol), tricyclohexylphosphine (85 mg, 0.302 mmol), potassium acetate (163 mg, 1.659 mmol), 1,1 bis(di-tert-butylphosphino)ferrocene palladium dichloride (51.3 mg, 0.075
25 mmol) and THF (10 mL) were sealed in a microwave vessel and subject to microwave irradiation at 140 °C for 60 min. LCMS indicated complete consumption of starting material and formation of the desired product. The resulting crude mixture was purified by flash chromatography (SiO₂, Biotage SNAP Cartridge, silica gel, KP-Sil, 50 g cartridge). The column was eluted by an

EtOAc/hexanes mixture (0% to 40%). Related fractions were evaporated into a brown solid foam as the titled compound. LCMS calc. = 495.09; found = 495.91 (M+H)⁺.

INTERMEDIATE 58

5



Methyl 5-(2-fluoro-5-iodo-4-methoxyphenyl)-4-methylpyridine-2-carboxylate

10 Step A: Methyl 5-(2-fluoro-4-methoxyphenyl)-4-methylpyridine-2-carboxylate.

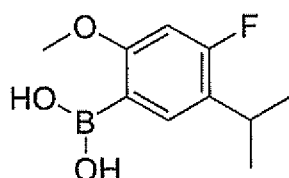
(2-Fluoro-4-methoxyphenyl)boronic acid (177 mg, 1.043 mmol), methyl 5-bromo-4-methylpyridine-2-carboxylate (200 mg, 0.869 mmol), 1,1 bis(di-tert-butylphosphino)ferrocene palladium dichloride (89 mg, 0.130 mmol), cesium carbonate (623 mg, 1.913 mmol) and THF (5 mL) were sealed in a microwave vessel and subject to microwave irradiation at 140 °C for 20 min. The reaction crude was combined with the crude from an identical probe reaction (44.3 mg scale). Volatiles were removed under reduced pressure. The resulting pot residue was purified by preparative HPLC (reverse phase, Kromasil® 100-5C18, 100x21.1 mm) eluting with acetonitrile/water + 0.1% TFA (30% to 100% organic in 10 min, then to 100% for 2 min, 20 mL/min). Related fractions were pooled and evaporated under reduced pressure to afford a dark solid. This solid was further purified by flash chromatography (SiO₂, Biotage SNAP Cartridge, silica gel, KP-Sil, 50 g cartridge). The column was eluted with an EtOAc/hexanes mixture (0% to 100%). Related fractions were pooled and evaporated to afford a light yellow oil as the titled compound. LCMS calc. = 275.10; found = 276.11 (M+H)⁺.

25 Step B: Methyl 5-(2-fluoro-5-iodo-4-methoxyphenyl)-4-methylpyridine-2-carboxylate.

Methyl 5-(2-fluoro-4-methoxyphenyl)-4-methylpyridine-2-carboxylate (190 mg, 0.690 mmol), silver sulfate (430 mg, 1.380 mmol), iodine (0.071 ml, 1.380 mmol) and MeOH (10 mL) were stirred at room temperature overnight. The crude mixture was filtered. The filtrate was concentrated *in vacuo*. The resulting pot residue was purified by flash chromatography (SiO₂, Biotage SNAP Cartridge, silica gel, KP-Sil, 50 g cartridge). The column was eluted by an EtOAc/hexane mixture (0% to 40%). Related fractions were pooled and evaporated to afford a colorless oil as the titled compound. LCMS calc. = 400.99; found = 402.08 (M+H)⁺.

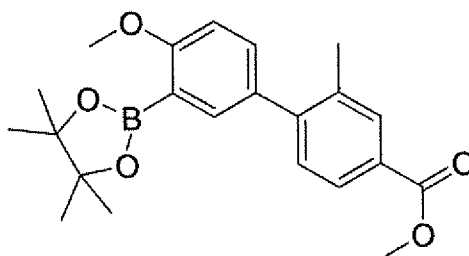
30

INTERMEDIATE 59

5 (4-fluoro-5-isopropyl-2-methoxyphenyl)boronic acid

INTERMEDIATE 59 was previously disclosed as INTERMEDIATE 2 in WO2007081569, and was synthesized by the method disclosed in WO2007081569.

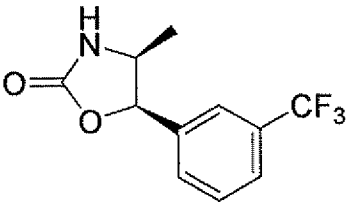
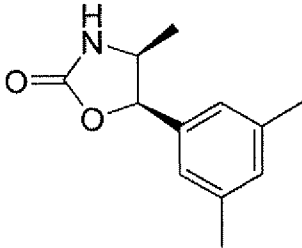
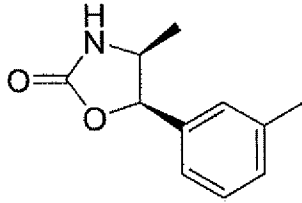
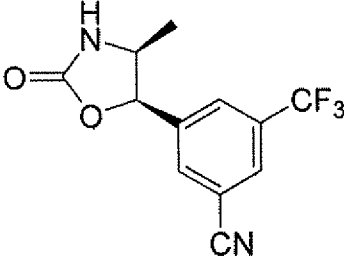
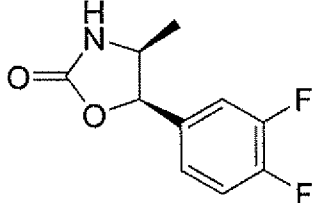
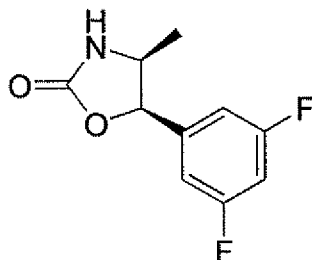
10 INTERMEDIATE 60

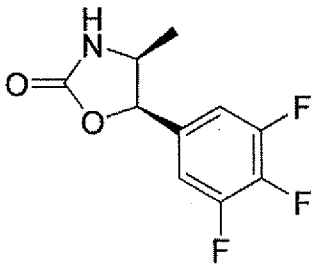
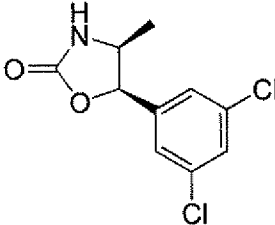
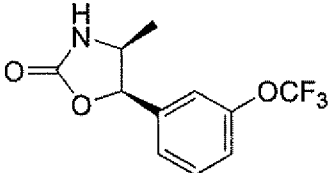
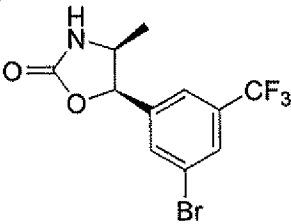


methyl 4'-methoxy-2-methyl-3'-(4,4,5,5-tetramethyl-1,3,2-dioxaborolan-2-yl)biphenyl-4-carboxylate

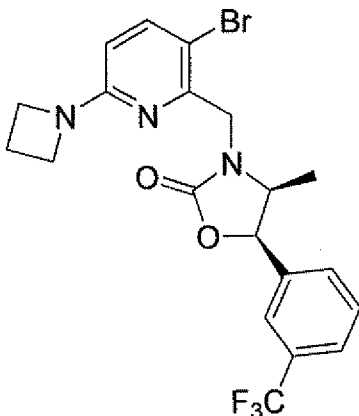
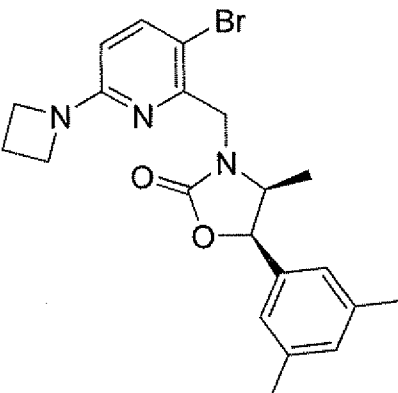
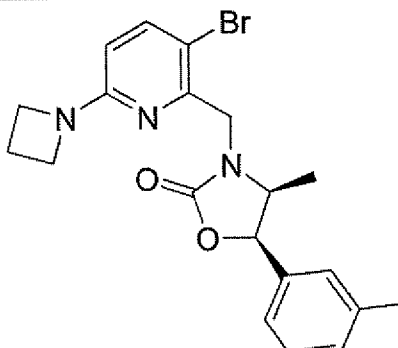
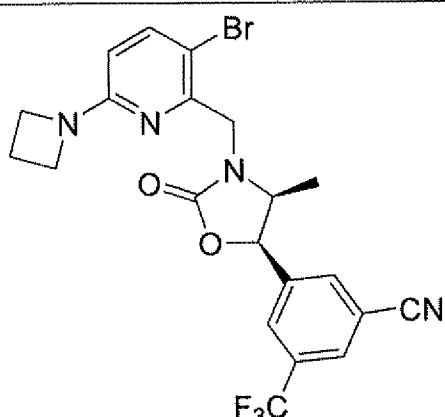
15 Methyl 3'-iodo-4'-methoxy-2-methylbiphenyl-4-carboxylate (500 mg, 1.308 mmol), bis(pinacolato)diboron (353 mg, 1.57 mmol), 1,1'-bis(diphenylphosphino)ferrocene-palladium dichloride dichloromethane adduct (214 mg, 0.262 mmol), potassium acetate (257 mg, 2.616 mmol) and 1,4-dioxane (2.5 mL) were sealed in a microwave vessel. The reaction mixture was irradiated by microwave at 140 °C for 20 minutes, then at 130 °C for 30 minutes. The reaction
20 crude was treated with brine followed by ethyl acetate extractions. The combined extracts were dried over Na₂SO₄ followed by filtration and concentration *in vacuo* to afford a dark oil as the crude mixture of methyl 4'-methoxy-2-methyl-3'-(4,4,5,5-tetramethyl-1,3,2-dioxaborolan-2-yl)biphenyl-4-carboxylate, which was used without further purification for the next coupling step. LCMS calc. = 382.20; found = 383.41 (M+1)⁺.

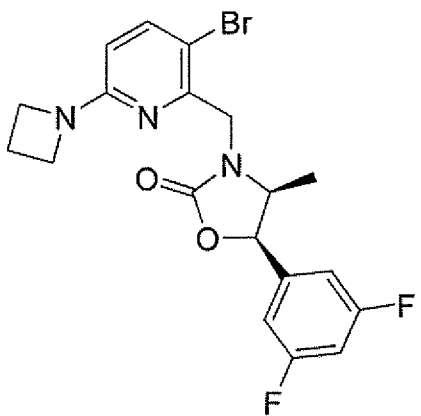
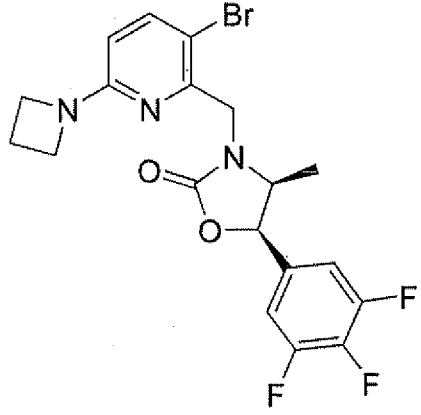
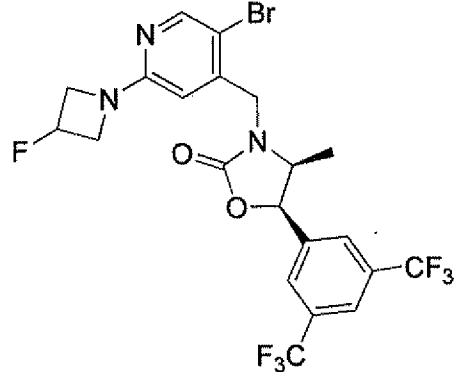
25 The following intermediates (Table 8) were synthesized using commercially available materials by methods analogous to those described for INTERMEDIATE 1 of WO2007081569.

TABLE 8		
Intermediate	Molecular structure	LCMS (M+H) ⁺
61		246.3
62		206.3
63		192.3
64		271.0
65		214.3
66		214.3

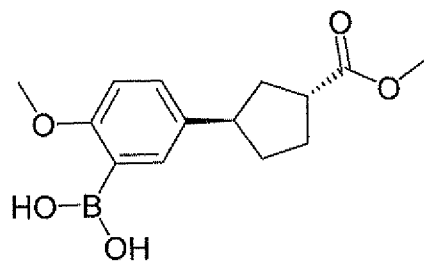
67		232.3
67(a)		246.1
67(b)		262.1
67(c)		324.2, 326.2

The following intermediates (Table 9) were synthesized using methods analogous to those described for INTERMEDIATE 35 from commercially available materials or intermediates whose syntheses are described above.

TABLE 9		
Intermediate	Molecular structure	LCMS (M+H) ⁺
68		470.0, 472.0
69		430.1, 432.1
70		416.1, 418.1
71		495.0, 497.0

72		439.8 (M+3)
73		455.8, 457.8
73(a)		556.2, 558.2

INTERMEDIATE 74



Step A: 2-iodo-4-(4-methoxyphenyl)cyclohexanone

To a solution of 4-(4-methoxyphenyl)cyclohexanone (INTERMEDIATE 7, Step A) (219.6 mg, 1.075 mmol) in DCM (5 ml), under nitrogen at 0 °C, was added hexamethyldisilazane (0.272 ml, 1.290 mmol) followed by dropwise addition of iodotrimethylsilane (0.161 ml, 1.183 mmol). A solution of sodium iodide (161 mg, 1.075 mmol) in THF (3.3 ml) was then added, followed by addition of a cloudy mixture of *m*-CPBA (318 mg, 1.290 mmol) in DCM (3 ml). At 10 minutes, added ethyl acetate and washed with 1M aqueous hydrochloric acid (added brine to help break emulsion). The aqueous layer was extracted with EtOAc and the combined organics were washed with saturated aqueous sodium thiosulfate, followed by saturated aqueous sodium bicarbonate, and brine. The organic layer was dried over sodium sulfate, filtered, and the solvent was evaporated under reduced pressure. The residue was purified by flash column chromatography on silica gel, eluting with EtOAc in hexanes to afford each diastereomer of the titled compound. Either one can be used on Step B. ¹H NMR (500 MHz, CDCl₃) (*trans*): δ 7.19-7.14 (m, 2 H); 6.90-6.85 (m, 2 H); 4.73-4.71 (m, 1 H); 3.80 (s, 3 H); 3.54 (td, J = 14.6, 6.2 Hz, 1 H); 3.46-3.40 (m, 1 H); 2.42-2.37 (m, 1 H); 2.30-2.25 (m, 1 H); 2.23-2.09 (m, 2 H); 1.93 (qd, J = 13.3, 4.2 Hz, 1 H). ¹H NMR (500 MHz, CDCl₃) (*cis*): δ 7.16-7.11 (m, 2 H); 6.88-6.83 (m, 2 H); 5.05 (dd, J = 13.5, 5.9 Hz, 1 H); 3.78 (s, 3 H); 3.12-3.08 (m, 1 H); 2.88-2.77 (m, 2 H); 2.68 (dd, J = 14.1, 6.1 Hz, 1 H); 2.48 (q, J = 12.9 Hz, 1 H); 2.29-2.25 (m, 1 H); 1.98 (dd, J = 13.2, 4.4 Hz, 1 H).

Step B: methyl *trans*-3-(4-methoxyphenyl)cyclopentanecarboxylate

To a 0 °C solution of 2-iodo-4-(4-methoxyphenyl)cyclohexanone (Step A) (363 mg, 1.099 mmol) in diethyl ether (3 ml), under nitrogen, was added sodium methoxide (77 mg, 1.429 mmol) and the resulting mixture was stirred at RT for 30 minutes. Water was added and extracted 2 times with ethyl acetate. The combined organic layers were washed with brine, dried over sodium sulfate, filtered, and the solvent was evaporated under reduced pressure. The residue was purified by flash column chromatography on silica gel, eluting with EtOAc in hexanes to afford the titled compound. ¹H NMR (500 MHz, CDCl₃): δ 7.15 (d, J = 8.6 Hz, 1 H); 6.84 (d, J = 8.6 Hz, 1 H); 3.79 (s, 3 H); 3.70 (s, 3 H); 3.17 (p, J = 8.6 Hz, 1 H); 3.06-2.91 (m, 1 H); 2.34 (ddd, J = 13.2, 8.1, 4.7 Hz, 1 H); 2.19-2.06 (m, 2 H); 2.03-1.80 (m, 2 H); 1.70-1.58 (m, 1 H).

Step C: methyl *trans*-3-(3-iodo-4-methoxyphenyl)cyclopentanecarboxylate

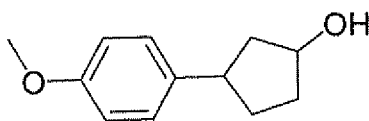
To a solution of methyl *trans*-3-(4-methoxyphenyl)cyclopentanecarboxylate (Step B) 60 mg, 0.256 mmol) in MeOH (2 ml), under nitrogen at RT, was added silver sulfate (80 mg, 0.256 mmol) followed by iodine (65.0 mg, 0.256 mmol). The resulting mixture was stirred at room temperature for 1 hour, then, filtered solids washing with MeOH and concentrated filtrate. The residue was purified by flash column chromatography on silica gel, eluting with EtOAc in hexanes to afford the titled compound. ¹H NMR (500 MHz, CDCl₃): δ 7.63 (d, J = 2.2 Hz, 1 H);

7.15 (dd, $J = 8.4, 2.2$ Hz, 1 H); 6.75 (d, $J = 8.4$ Hz, 1 H); 3.85 (s, 3 H); 3.70 (s, 3 H); 3.12 (m, 1 H); 3.00 (m, 1 H); 2.33 (ddd, $J = 13.2, 8.0, 4.6$ Hz, 1 H); 2.17-2.10 (m, 2 H); 1.94 (m, 1 H); 1.83 (m, 1 H); 1.61 (m, 1 H).

5 Step D: {2-methoxy-5-[*trans*-3-(methoxycarbonyl)cyclopentyl]phenyl}boronic acid

A mixture of methyl *trans*-3-(3-iodo-4-methoxyphenyl)cyclopentanecarboxylate (Step C) (64 mg, 0.178 mmol), bis(neopentyl glycolato)diboron (48.2 mg, 0.213 mmol), potassium acetate (100 mg, 1.019 mmol), and 1,1'-bis(diphenylphosphino)ferrocene-palladium(II)dichloride dichloromethane complex (10 mg, 0.012 mmol) in DMSO (3 ml) was degassed flushing with
 10 nitrogen and heated at 80 °C for 1 hour. Then, added ethyl acetate and washed with water followed by brine, dried over sodium sulfate, filtered, and the solvent was evaporated under reduced pressure. The residue was purified by flash column chromatography on silica gel, eluting with EtOAc in hexanes to afford the titled compound. ¹H NMR (500 MHz, CDCl₃): δ 7.71 (d, $J = 2.5$ Hz, 1 H); 7.29 (m, 1 H); 6.85 (m, 1 H); 6.10 (s, 2 H); 3.90 (s, 3 H); 3.70 (s, 3 H); 3.19 (m, 1
 15 H); 3.02 (m, 1 H); 2.35 (ddd, $J = 13.3, 8.0, 4.6$ Hz, 1 H); 2.19-2.11 (m, 2 H); 2.01-1.85 (m, 2 H); 1.72-1.63 (m, 1 H).

INTERMEDIATE 75



20 3-(4-methoxyphenyl)cyclopentanol

Step A: 3-(4-methoxyphenyl)cyclopent-2-en-1-one

To a 0 °C solution of 4-methoxyphenylmagnesium bromide (1M in THF) (30 ml, 30.0 mmol) was added dropwise 3-ethoxycyclopent-2-en-1-one (3.56 ml, 30.0 mmol). The reaction mixture was stirred at RT overnight. 1M aqueous hydrochloric acid and EtOAc were added. There was emulsion. The biphasic mixture was filtered through a Celite® pad. Extracted filtrate three times with EtOAc. The combined organics were washed with brine, dried over sodium sulfate, filtered, and the solvent was evaporated under reduced pressure. The Celite®/filtered solids were stirred
 30 in EtOAc/combined aqueous layers. The solids were filtered, separated filtrate layers, and extracted aqueous once more with EtOAc. The combined organics were washed with brine, dried over sodium sulfate, filtered, and the solvent was evaporated under reduced pressure. The two crude product batches were combined and purified by flash column chromatography on silica gel, eluting with EtOAc in hexanes to afford the title compound. Mass spectrum (ESI) 189.3 (M+1).

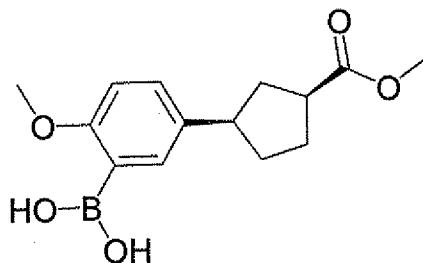
35 Step B: 3-(4-methoxyphenyl)cyclopentanone

To a RT solution of 3-(4-methoxyphenyl)cyclopent-2-en-1-one (Step A) (4.68 g, 24.86 mmol) in EtOAc (100 ml) was added Pd/C (Degussa E101 NE/W, 10% dry weight, 50% water) (2.65 g, 1.243 mmol). The reaction mixture was degassed and flushed with nitrogen, then, degassed and flushed with hydrogen using a balloon. After 2 hours filtered reaction through a pad of Celite® washing with EtOAc. The filtrate was and purified by flash column chromatography on silica gel, eluting EtOAc in hexanes to afford the title compound as a racemic mixture. ¹H NMR (500 MHz, CDCl₃): δ 7.18 (d, J = 8.5 Hz, 1 H); 6.88 (d, J = 8.6 Hz, 1 H); 3.80 (s, 3 H); 3.42-3.32 (m, 1 H); 2.65 (dd, J = 18.1, 7.4 Hz, 1 H); 2.48-2.36 (m, 2 H); 2.34-2.23 (m, 2 H); 2.00-1.90 (m, 1 H).

Step C: 3-(4-methoxyphenyl)cyclopentanol

To a RT solution of 3-(4-methoxyphenyl)cyclopentanone (Step B) (482.5 mg, 2.54 mmol) in MeOH (5 ml) was added sodium borohydride (96 mg, 2.54 mmol). The reaction mixture was stirred under nitrogen for 30 minutes, then, concentrated, added water and extracted with ethyl acetate. The organic layer was washed with brine, dried over sodium sulfate, filtered, and the solvent was evaporated under reduced pressure to afford the title compound as a mixture of diastereomers that was used without further purification. Mass spectrum (ESI) 175.3 (M+1 minus 18).

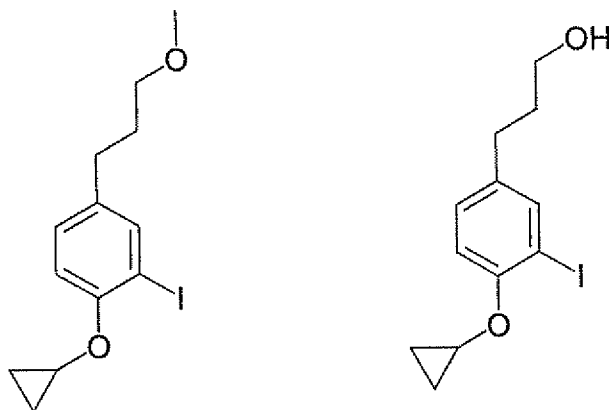
INTERMEDIATE 76



{2-methoxy-5-[cis-3-(methoxycarbonyl)cyclopentyl]phenyl}boronic acid

The title compound was synthesized from 3-(4-methoxyphenyl)cyclopentanone (INTERMEDIATE 75, Step B) and commercially available starting materials using an analogous method to that described for INTERMEDIATE 7. Bis(neopentyl glycolato)diboron was used instead of BISPIN to afford a mixture of the titled compound and methyl (1*S*,3*R*)-3-[3-(5,5-dimethyl-1,3,2-dioxaborinan-2-yl)-4-methoxyphenyl]cyclopentanecarboxylate. The mixture was used without further purification.

INTERMEDIATES 77 and 78



1-(cyclopropyloxy)-2-iodo-4-(3-methoxypropyl)benzene (INTERMEDIATE 77)

and 3-[4-(cyclopropyloxy)-3-iodophenyl]propan-1-ol (INTERMEDIATE 78)

5 Step A: 4-(3-hydroxypropyl)-2-iodophenol

To a solution of 4-(3-hydroxypropyl)phenol (2.00 g, 13.14 mmol) in MeOH (10 ml) under nitrogen at RT was added silver sulfate (4.10 g, 13.14 mmol) followed by iodine (3.34 g, 13.14 mmol). The resulting mixture was stirred at room temperature for 30 minutes, then, the solids were filtered washing with MeOH. The filtrate was concentrated and purified by flash column chromatography on silica gel, eluting with EtOAc in hexanes to afford the title compound. ¹H NMR (500 MHz, CD₃OD): δ 7.51 (d, J = 2.1 Hz, 1 H); 7.02-6.97 (m, 1 H); 6.73 (d, J = 8.2 Hz, 1 H); 3.53 (t, J = 6.5 Hz, 2 H); 2.59-2.51 (m, 2 H); 1.80-1.71 (m, 2 H).

15 Step B: 3-[4-(2-chloroethoxy)-3-iodophenyl]propan-1-ol

A mixture of 4-(3-hydroxypropyl)-2-iodophenol (Step A) (2.94 g, 10.57 mmol), 2-chloroethyl p-toluenesulfonate (2.88 ml, 15.86 mmol), and potassium carbonate (3.65 g, 26.4 mmol) in DMF (11 ml) was heated at 50 °C under nitrogen overnight. EtOAc was added and the mixture was washed 2 times with water, followed by brine. The organic layer was dried over sodium sulfate, filtered, and the solvent was evaporated under reduced pressure. The residue was purified by flash column chromatography on silica gel, eluting with EtOAc in hexanes to afford the title compound. ¹H NMR (500 MHz, CD₃OD): δ 7.62 (d, J = 2.1 Hz, 1 H); 7.18-7.13 (m, 1 H); 6.85 (d, J = 8.3 Hz, 1 H); 4.24 (t, J = 5.5 Hz, 2 H); 3.86 (t, J = 5.5 Hz, 2 H); 3.54 (t, J = 6.4 Hz, 2 H); 2.59 (t, J = 7.7 Hz, 2 H); 1.77 (p, J = 7.2 Hz, 2 H).

25 Step C: 3-[3-iodo-4-(vinylloxy)phenyl]propan-1-ol

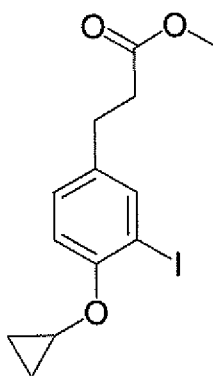
To a 0 °C solution of 3-[4-(2-chloroethoxy)-3-iodophenyl]propan-1-ol (Step B) (1.00 g, 2.94 mmol) in THF (10 ml) was added potassium *tert*-butoxide (1M in THF) (6.61 ml, 6.61 mmol). The resulting solution was warmed to RT (turned cloudy) and stirred under nitrogen for 3 hours. Dilute HCl was added to the mixture and extracted 2 times with ethyl acetate. The combined

organics were washed with brine and the solvent was evaporated under reduced pressure. The residue was purified by flash column chromatography on silica gel, eluting with EtOAc in hexanes to afford the title compound. ¹H NMR (500 MHz, CD₃OD): δ 7.66 (s, 1 H); 7.23-7.13 (m, 1 H); 6.96-6.88 (m, 1 H); 6.66 (ddd, J = 28.0, 13.7, 6.2 Hz, 1 H); 4.64-4.60 (m, 1 H); 4.43 (dd, J = 6.1, 1.6 Hz, 1 H); 3.54 (t, J = 6.4 Hz, 2 H); 2.62 (t, J = 7.6 Hz, 3 H); 1.81-1.74 (m, 3 H).

Step D: 1-(cyclopropyloxy)-2-iodo-4-(3-methoxypropyl)benzene (INTERMEDIATE 77) and 3-[4-(cyclopropyloxy)-3-iodophenyl]propan-1-ol (INTERMEDIATE 78)

To a 0 °C solution of 3-[3-iodo-4-(vinylloxy)phenyl]propan-1-ol (Step C) (786 mg, 2.58 mmol) in chloriodomethane (0.600 ml, 8.27 mmol) and 1,2-dichloroethane (5 ml) was added slowly diethylzinc (0.424 ml, 4.14 mmol). The reaction was stirred at RT for 1 hour, then, added saturated aqueous ammonium chloride and tried to extract with dichloromethane. The organic layer was not clear. Separated layers and concentrated the organic layer. It was then combined with the aqueous layer from above and extracted three times with EtOAc. The combined organics were dried over sodium sulfate, filtered, and the solvent was evaporated under reduced pressure. The residue was purified by flash column chromatography on silica gel, eluting with EtOAc in hexanes to afford the title compounds. INTERMEDIATE 77: ¹H NMR (500 MHz, CD₃OD): δ 7.55 (s, 1 H); 7.14 (s, 2 H); 3.81 (m, 1 H); 3.36 (t, J = 6.4 Hz, 2 H); 3.31 (s, 3 H); 2.56 (t, J = 7.7 Hz, 2 H); 1.80 (m, 2 H); 0.78 (m, 2 H); 0.71 (m, 2 H). INTERMEDIATE 78: ¹H NMR (500 MHz, CD₃OD): δ 7.57 (s, 1 H); 7.14 (m, 2 H); 3.81 (m, 1 H); 3.54 (t, J = 6.4 Hz, 2 H); 2.58 (t, J = 7.8 Hz, 2 H); 1.77 (m, 2 H); 0.78 (m, 2 H); 0.71 (m, 2 H).

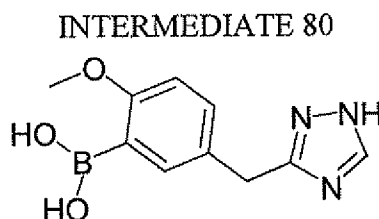
INTERMEDIATE 79



methyl 3-[4-(cyclopropyloxy)-3-iodophenyl]propanoate

The title compound was synthesized from methyl 3-(4-hydroxyphenyl)propanoate using an analogous method to that described for INTERMEDIATE 78. ¹H NMR (500 MHz, CDCl₃): δ

7.58 (s, 1 H); 7.13 (d, $J = 8.5$ Hz, 1 H); 7.08 (d, $J = 8.4$ Hz, 1 H); 3.77 (m, 1 H); 3.67 (s, 3 H); 2.85 (t, $J = 7.8$ Hz, 2 H); 2.59 (t, $J = 7.8$ Hz, 2 H); 0.84-0.78 (m, 4 H).



5

[2-methoxy-5-(1H-1,2,4-triazol-3-ylmethyl)phenyl]boronic acid

Step A: 3-(4-methoxybenzyl)-1H-1,2,4-triazole

A mixture of 2-(4-methoxyphenyl)acetamide (1.51 g, 9.14 mmol) and N,N-dimethylformamide dimethyl acetal (6 ml, 45.0 mmol) in a r.b.f. equipped with a Dean-Stark trap was placed in a 120 °C bath (turned to solution once heated) for 1.5 hours. The reaction was cooled and concentrated, then, added AcOH (18 ml), hydrazine hydrate (0.611 ml, 10.06 mmol), and heated at 90°C for 1.5 hours. After cooling to RT, added 2M aqueous sodium hydroxide and extracted 3 times with ethyl acetate. The combined organics were washed with brine, dried over sodium sulfate, filtered, and the solvent was evaporated under reduced pressure. The residue was purified by flash column chromatography on silica gel, eluting with MeOH in DCM to afford the title compound. Mass spectrum (ESI) 190.3 (M+1).

Step B: 3-(3-iodo-4-methoxybenzyl)-1H-1,2,4-triazole

To a solution of 3-(4-methoxybenzyl)-1H-1,2,4-triazole (335 mg, 1.770 mmol) in MeOH (5 ml) under nitrogen at RT was added silver sulfate (552 mg, 1.770 mmol) followed by iodine (449 mg, 1.770 mmol). Added a second equivalent of silver sulfate and stirred for 3 days. The reaction did not go to completion. The solids were filtered washing with MeOH, the filtrate was concentrated, and the residue was purified by flash column chromatography on silica gel, eluting with MeOH in DCM to afford the title compound contaminated with *ca.* 20% of starting material. Mass spectrum (ESI) 316.1 (M+1).

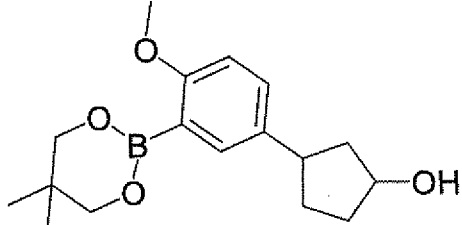
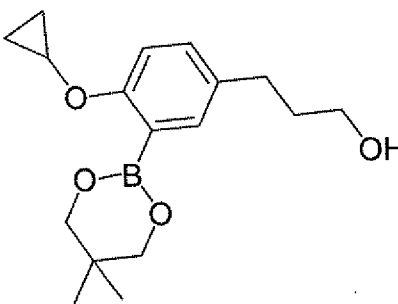
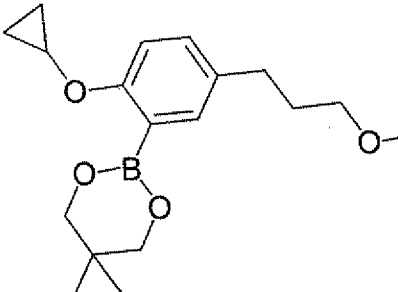
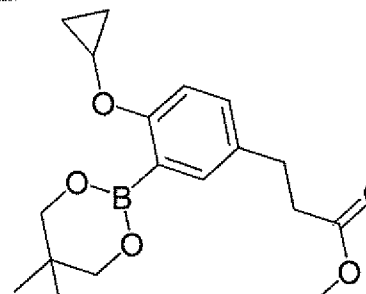
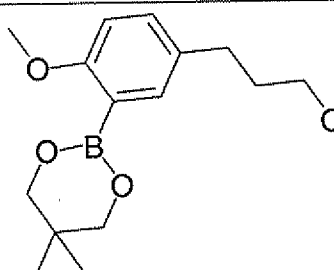
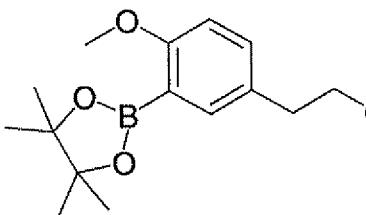
Step C: [2-methoxy-5-(1H-1,2,4-triazol-3-ylmethyl)phenyl]boronic acid

A mixture of 3-(3-iodo-4-methoxybenzyl)-1H-1,2,4-triazole (Step B) (397 mg, 1.260 mmol), bis(neopentyl glycolato)diboron (342 mg, 1.512 mmol), potassium acetate (495 mg, 5.04 mmol), and 1,1'-bis(diphenylphosphino)ferrocene-palladium(II)dichloride dichloromethane complex (51.4 mg, 0.063 mmol) in DMSO (10 ml) was degassed flushing with nitrogen and heated at 80 °C overnight. The reaction was diluted with ethyl acetate and washed with water followed by brine, dried over sodium sulfate, filtered, and the solvent was evaporated under reduced pressure

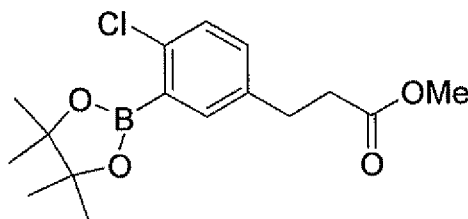
to afford the crude title product that was used without further purification. Mass spectrum (ESI) 234.3 (M+1).

The following intermediates (Table 10) were synthesized using methods analogous to those described for INTERMEDIATE 74, Steps C and D, or INTERMEDIATE 2, from commercially available materials or intermediates whose syntheses are described above. When bis(neopentyl glycolato)diboron was used, the product was a mixture of the borate noted below and the corresponding boronic acid.

TABLE 10

Intermediate	Molecular structure
81	
82	
83	
84	
85	
86	

INTERMEDIATE 87



5 methyl 3-[4-chloro-3-(4,4,5,5-tetramethyl-1,3,2-dioxaborolan-2-yl)phenyl]propanoate

Step A: methyl 3-(4-chlorophenyl)propanoate

10 To a solution of 3-(4-chlorophenyl)propionic acid (2.45 g, 13.27 mmol) in toluene (65 mL) and methanol (10 mL) was added trimethylsilyldiazomethane (2M solution in hexane, 7.63 mL, 15.26 mmol). The mixture was allowed to stir for 1 hour and gas evolution was observed initially. After 1 hour, the mixture became homogeneous and was quenched via addition of 3.5 mL of acetic acid. The mixture was concentrated in vacuo, and purified via column chromatography on a Biotage 65i column eluting with 0% ethyl acetate in hexanes (1CV) followed by a gradient to 50% ethyl acetate in hexanes (over 7 CV) to furnish the desired product. ¹H NMR (CDCl₃, 500 MHz) δ 7.25 (d, J = 8.2 Hz, 2H), 7.13 (d, J = 8.3 Hz, 2H), 3.67 (s, 3H), 2.92 (t, J = 7.7 Hz, 2H), 2.61 (t, J = 7.7 Hz, 2H).

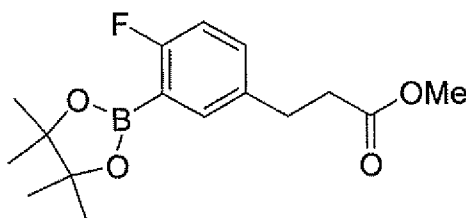
Step B: methyl 3-(4-chloro-3-iodophenyl)propanoate

20 Sodium metaperiodate (0.240 g, 1.121 mmol) was slowly added to a solution of iodine (0.846 g, 3.33 mmol) in sulfuric acid (21.1 mL). This was stirred at room temperature for 30 minutes. This dark brown iodinating solution was then slowly added to a solution of methyl 3-(4-chlorophenyl)propanoate (1.40 g, 7.05 mmol) in sulfuric acid (7.04 mL) (pre-cooled to 0 °C) taking care not to let the temperature rise above 30 °C. This was stirred for 50 min. further, and then the reaction was quenched by pouring onto 100 mL of stirring ice water. This was extracted with ethyl acetate (2 x 100 mL) and the combined organic layers were washed with water (100 mL) and brine (100 mL). The organic layer was dried over sodium sulfate and purified via column chromatography on a Biotage 40M column eluting with hexanes (1CV) followed by a gradient of 0-50% ethyl acetate in hexanes to provide the desired product as a clear colorless liquid. ¹H NMR (CDCl₃, 500 MHz) δ 7.70 (t, J = 1.6 Hz, 1H), 7.34 (d, J = 8.3 Hz, 1H), 7.13 (dd, J = 8.2 Hz, 1.8 Hz, 1H), 3.67 (s, 3H), 2.88 (t, J = 7.7 Hz, 2H), 2.60 (t, J = 7.7 Hz, 2H).

Step C: methyl 3-[4-chloro-3-(4,4,5,5-tetramethyl-1,3,2-dioxaborolan-2-yl)phenyl]propanoate

To a solution of methyl 3-(4-chloro-3-iodophenyl)propanoate (1.0 g, 3.08 mmol) in dioxane (2 ml) and DMSO (9.5 ml) was added potassium acetate (0.605 g, 6.16 mmol), bis(pinacolato)diboron (0.978 g, 3.85 mmol), and 1,1'-bis(diphenylphosphino)ferrocene-palladium(II)dichloride dichloromethane complex (0.377 g, 0.462 mmol). The mixture was degassed, purged with nitrogen, and warmed to 80 °C for 15 hours. The mixture was then diluted with ethyl acetate (50 mL), and washed with water (50 mL) followed by brine (50 mL). The organic layer was dried over sodium sulfate, filtered, concentrated in vacuo, and purified via column chromatography on a Biotage 40M column eluting with 0% ethyl acetate in hexanes (1CV) followed by a gradient to 50% ethyl acetate in hexanes (over 7 CV) to furnish the title compound. ¹H NMR (CDCl₃, 500 MHz) δ 7.51 (d, J = 2.3 Hz, 1H), 7.25 (d, J = 8.2 Hz, 1H), 7.17 (dd, J = 8.3 Hz, 2.3 Hz, 1H), 3.66 (s, 3H), 2.91 (t, J = 7.9 Hz, 2H), 2.60 (t, J = 7.8 Hz, 2H), 1.36 (s, 12 H).

INTERMEDIATE 88



methyl 3-[4-fluoro-3-(4,4,5,5-tetramethyl-1,3,2-dioxaborolan-2-yl)phenyl]propanoate

Step A: methyl 3-(4-fluorophenyl)propanoate

To a solution of 3-(4-fluorophenyl)propionic acid (4.75 g, 28.2 mmol) in toluene (130 mL) and methanol (20 mL) was added trimethylsilyldiazomethane (2M solution in hexane, 16.24 mL, 32.5 mmol). The mixture was allowed to stir for 1 hour and gas evolution was observed initially. After 1 hour, the mixture became homogeneous and was quenched via addition of 3.5 mL of acetic acid. The mixture was concentrated in vacuo, and purified via column chromatography on a Biotage 65i column eluting with 0% ethyl acetate in hexanes (1CV) followed by a gradient to 50% ethyl acetate in hexanes (over 7 CV) to furnish the desired product. ¹H NMR (CDCl₃, 500 MHz) δ 7.16 (dd, J = 8.0 Hz, 5.6 Hz, 2H), 6.97 (t, J = 8.5 Hz, 2H), 3.66 (s, 3H), 2.92 (t, J = 7.5 Hz, 2H), 2.61 (t, J = 7.7 Hz, 2H).

Step B: methyl 3-(4-fluoro-3-iodophenyl)propanoate

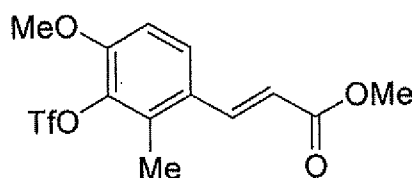
Sodium metaperiodate (0.971 g, 4.54 mmol) was slowly added to a solution of iodine (3.43 g, 13.5 mmol) in sulfuric acid (86 mL). This was stirred at room temperature for 30 minutes. This dark brown iodinating solution was then slowly added to a solution of methyl 3-(4-fluorophenyl)propanoate (5.20 g, 28.5 mmol) in sulfuric acid (28.5 mL) (pre-cooled to 0 °C)

taking care not to let the temperature rise above 30 °C. This was stirred for 50 min. further, and then the reaction was quenched by pouring onto 100 mL of stirring ice water. This was extracted with ethyl acetate (2 x 100 mL) and the combined organic layers were washed with water (100 mL) and brine (100 mL). The organic layer was dried over sodium sulfate and purified via column chromatography on a Biotage 40M column eluting with hexanes (1CV) followed by a gradient of 0-50% ethyl acetate in hexanes to provide the desired product as a clear colorless liquid. ¹H NMR (CDCl₃, 500 MHz) δ 7.58 (dd, J = 5.8 Hz, 1.9 Hz, 1H), 7.13 (m, 1H), 6.96 (t, J = 8.2 Hz, 1H), 3.67 (s, 3H), 2.88 (t, J = 7.7 Hz, 2H), 2.61 (t, J = 7.7 Hz, 2H).

Step C: methyl 3-[4-fluoro-3-(4,4,5,5-tetramethyl-1,3,2-dioxaborolan-2-yl)phenyl]propanoate

To a solution of methyl 3-(4-fluoro-3-iodophenyl)propanoate (2.0 g, 6.49 mmol) in dioxane (4.12 ml) and DMSO (20.10 ml) was added potassium acetate (1.274 g, 12.98 mmol), bis(pinacolato)diboron (2.06 g, 8.11 mmol), and 1,1'-bis(diphenylphosphino)ferrocene-palladium(II)dichloride dichloromethane complex (0.795 g, 0.974 mmol). The mixture was degassed, purged with nitrogen, and warmed to 80 °C for 15 hours. The mixture was then diluted with ethyl acetate (50 mL), and washed with water (50 mL) followed by brine (50 mL). The organic layer was dried over sodium sulfate, filtered, concentrated in vacuo, and purified via column chromatography on a Biotage 40M column eluting with 0% ethyl acetate in hexanes (1CV) followed by a gradient to 50% ethyl acetate in hexanes (over 7 CV) to furnish the title compound. ¹H NMR (CDCl₃, 500 MHz) δ 7.54 (dd, J = 5.6 Hz, 2.4 Hz, 1H), 7.26 (m, 1H), 6.94 (t, J = 8.7 Hz, 1H), 3.67 (s, 3H), 2.92 (t, J = 7.9 Hz, 2H), 2.61 (t, J = 7.8 Hz, 2H), 1.36 (s, 12 H).

INTERMEDIATE 89



methyl (2E)-3-(4-methoxy-2-methyl-3-((trifluoromethyl)sulfonyl)oxy)phenyl)prop-2-enoate

Step A: methyl (2E)-3-(3-hydroxy-2-iodo-4-methoxyphenyl)prop-2-enoate

To a solution of 3-hydroxy-2-iodo-4-methoxybenzaldehyde (2.5 g, 8.99 mmol) in methanol (30 ml) was added potassium carbonate (3.11 g, 22.48 mmol) and methyl diethylphosphonoacetate (1.980 ml, 10.79 mmol). The initial cloudy mixture became clear with the addition of the base (although the base itself was mostly insoluble). The mixture was stirred overnight at 55 °C and

became yellow and cloudy again. The solution was then concentrated in vacuo and the residue was taken up in ethyl acetate (20 mL) and 1M HCl (aq) (20 mL). The organic layer was separated and washed with brine (1 x 20 mL), dried over sodium sulfate, concentrated in vacuo, and purified via column chromatography on a Biotage 65i column eluting with 0% ethyl acetate in hexanes (1CV) followed by a gradient to 50% ethyl acetate in hexanes (over 7 CV) to furnish the desired product as the *E* olefin. ¹H NMR (CDCl₃, 500 MHz) δ 7.95 (d, *J* = 15.9 Hz, 1H), 7.14 (d, *J* = 8.4 Hz, 1H), 6.74 (d, *J* = 8.6 Hz, 1H), 6.27 (d, *J* = 15.8 Hz, 1H), 3.91 (s, 3H), 3.80 (s, 3H), 2.34 (s, 3H).

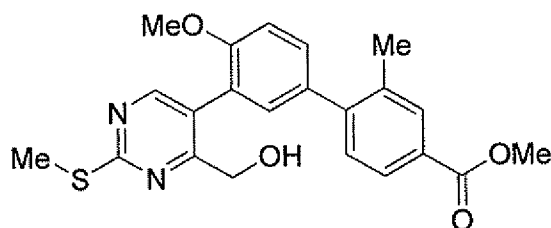
Step B: methyl (2*E*)-3-(3-hydroxy-4-methoxy-2-methylphenyl)prop-2-enoate

To a solution of methyl (2*E*)-3-(3-hydroxy-2-iodo-4-methoxyphenyl)prop-2-enoate (2.0 g, 5.99 mmol) in methanol (30 ml) was added trimethylboroxine (1.683 ml, 11.97 mmol), potassium carbonate (2.482 g, 17.96 mmol) and 1,1'-bis(di-*tert*-butylphosphino)ferrocene palladium dichloride (1.170 g, 1.796 mmol). The mixture was stirred overnight at 90 °C. The solution was then filtered through a plug of silica gel (eluting with ethyl acetate), concentrated in vacuo and the residue was purified via column chromatography on a Biotage 65i column eluting with hexanes (1CV) followed by a gradient of 0-50% ethyl acetate in hexanes (over 6.7 CVs) to furnish the desired compound. ¹H NMR (CDCl₃, 500 MHz) δ 7.95 (d, *J* = 15.9 Hz, 1H), 7.14 (d, *J* = 8.4 Hz, 1H), 6.74 (d, *J* = 8.6 Hz, 1H), 6.27 (d, *J* = 15.8 Hz, 1H), 3.91 (s, 3H), 3.80 (s, 3H), 2.34 (s, 3H).

Step C: methyl (2*E*)-3-(4-methoxy-2-methyl-3-[(trifluoromethyl)sulfonyl]oxy} phenyl)prop-2-enoate

To a solution of methyl (2*E*)-3-(3-hydroxy-4-methoxy-2-methylphenyl)prop-2-enoate (722 mg, 3.25 mmol) in Pyridine (5592 μl) cooled to 0°C was added trifluoromethanesulfonic anhydride (533 μl, 3.25 mmol). (one equivalent first, then warmed to room temperature and another equivalent at rt was added every 15 minutes until complete reaction observed via LC/MS). This ended up being about 5 equivalents (2.66 mL). The reaction mixture was then diluted with ethyl acetate (40 mL), cooled to 0 °C again and any excess reagent was quenched with addition of 40 mL of water. The organic layer was separated and washed with brine (2 x 30 mL), dried over sodium sulfate, concentrated in vacuo, and purified via column chromatography on a Biotage 65i column eluting with 0% ethyl acetate in hexanes (1CV) followed by a gradient to 50% ethyl acetate in hexanes (over 7 CV) provided the desired product ¹H NMR (CDCl₃, 500 MHz) δ 7.86 (d, *J* = 15.9 Hz, 1H), 7.53 (d, *J* = 8.7 Hz, 1H), 6.89 (d, *J* = 8.7 Hz, 1H), 6.29 (d, *J* = 15.8 Hz, 1H), 3.92 (s, 3H), 3.81 (s, 3H), 2.41 (s, 3H).

INTERMEDIATE 90



methyl 3'-[4-(hydroxymethyl)-2-(methylsulfanyl)pyrimidin-5-yl]-4'-methoxy-2-methylbiphenyl-4-carboxylate

Step A: methyl 4-bromo-3-methylbenzoate

Into a 10,000-mL 4-necked round-bottom flask was placed a solution of 4-bromo-3-methylbenzoic acid (500 g, 2.33 mol, 1.00 equiv) in methanol (5000 mL). This was followed by the addition of SOCl_2 (556 g, 4.67 mol, 2.00 equiv) dropwise with stirring at $<10^\circ\text{C}$ over 120 min. The resulting solution was heated to reflux for 5 h in an oil bath. The resulting mixture was cooled and concentrated under vacuum. This resulted in 535 g (crude) of methyl 4-bromo-3-methylbenzoate as a dark red solid.

Step B: methyl 4'-(4-methoxyphenyl)-2-methylbiphenyl-4-carboxylate

Into a 10000-mL 4-necked round-bottom flask purged and maintained with an inert atmosphere of nitrogen was placed a solution of (4-methoxyphenyl)boronic acid (350 g, 2.30 mol, 1.00 equiv) in 1,4-dioxane (3500 mL), methyl 4-bromo-3-methylbenzoate (527 g, 2.30 mol, 1.00 equiv), $\text{Pd}(\text{PPh}_3)_4$ (79.8 g, 69.06 mmol, 0.03 equiv), Cs_2CO_3 (1501 g, 4.60 mol, 2.00 equiv), water (850 mL). The resulting solution was stirred overnight at 100°C in an oil bath. The reaction was then cooled and quenched by the addition of 3000 mL of water. The resulting solution was extracted with 2x2000 mL of ethyl acetate. The organic layers were combined, washed with 1x2000 mL of brine, dried and concentrated under vacuum. The residue was applied onto a silica gel column and eluted with ethyl acetate/petroleum ether (1:50-1:20). This resulted in 471.6 g (crude) of methyl 4-(4-methoxyphenyl)-3-methylbenzoate as a red solid.

Step C: methyl 3'-iodo-4'-methoxy-2-methylbiphenyl-4-carboxylate

Into a 10000-mL 4-necked round-bottom flask was placed methyl 4-(4-methoxyphenyl)-3-methylbenzoate (470 g, 1.83 mol, 1.00 equiv), Ag₂SO₄ (572.8 g, 1.84 mol, 1.00 equiv), iodine (466.3 g, 1.84 mol, 1.00 equiv), methanol (4000 mL), ethyl acetate (1000 mL). The resulting solution was stirred for 3 h at room temperature. The resulting mixture was concentrated under vacuum. The residue was diluted with 3000/1500 mL of EtOAc/brine. The solid was filtered out. The filtrate was extracted with 2x1000 mL of ethyl acetate. The organic layers were combined, dried over anhydrous sodium sulfate and concentrated under vacuum. This resulted in 630 g (crude) of methyl 4-(3-iodo-4-methoxyphenyl)-3-methylbenzoate as a yellow solid.

Step D : [4-methoxy-4'-(methoxycarbonyl)-2'-methylbiphenyl-3-yl]boronic acid

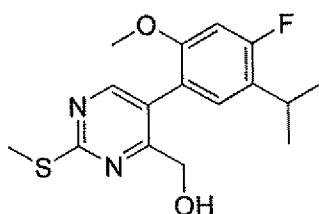
Into a 10000-mL 4-necked round-bottom flask purged and maintained with an inert atmosphere of nitrogen was placed a solution of methyl 4-(3-iodo-4-methoxyphenyl)-3-methylbenzoate (600 g, 1.57 mol, 1.00 equiv) in tetrahydrofuran (5000 mL). This was followed by the addition of isopropyl magnesium chloride (960 mL, 1.20 equiv) dropwise with stirring at <-25°C over 60 min. The reaction was maintained for 1 h at -15°C, followed by addition of trimethyl borate (329.2 g, 3.17 mol, 2.00 equiv) dropwise with stirring at <-20°C over 30 min. The resulting solution was stirred for 60 min at <0°C, then quenched by the addition of 5000 mL of H₃PO₄ (aq. 1M). The bulk of THF was removed under vacuum. The solid was collected by filtration and washed with 2x200 ml of toluene. This resulted in 300 g (crude) of [2-methoxy-5-[4-(methoxycarbonyl)-2-methylphenyl]phenyl]boronic acid as a yellow solid.

Step E: methyl 3'-[4-(hydroxymethyl)-2-(methylsulfanyl)pyrimidin-5-yl]-4'-methoxy-2-methylbiphenyl-4-carboxylate

Into a 3000-mL 4-necked round-bottom flask purged and maintained with an inert atmosphere of nitrogen was placed [5-bromo-2-(methylsulfanyl)pyrimidin-4-yl]methanol (130 g, 560 mmol, 1.00 equiv), [2-methoxy-5-[4-(methoxycarbonyl)-2-methylphenyl]phenyl]boronic acid (87.5 g, 0.5 equiv), Pd(PPh₃)₄ (32.3, 28mmol, 0.05 equiv), Cs₂CO₃ (365.1 g, 2.00 equiv), water (300 mL), 1,4-dioxane (1200 mL). The resulting solution was stirred for 5 hour at 100°C, then added 2nd batch of [2-methoxy-5-[4-(methoxycarbonyl)-2-methylphenyl]phenyl]boronic acid (50 g, 0.3 equiv). The last batch (37 g, 0.2 equiv) was added after 2 hours. The resulting solution was stirred for 3 h at 100°C. The reaction mixture was cooled to room temperature and diluted with 1000 mL of water. The resulting solution was extracted with 2x1000 mL of ethyl acetate. The organic layers were combined, washed with 1x1000 mL of brine, dried over anhydrous sodium

sulfate and concentrated under vacuum. The residue was applied onto a silica gel column and eluted with ethyl acetate/petroleum ether (1:8). This resulted in 81 g (35.7%) of methyl 4-[3-[4-(hydroxymethyl)-2-(methylsulfanyl)pyrimidin-5-yl]-4-methoxyphenyl]-3-methylbenzoate as a yellow solid. LCMS (ES, m/z): 411 $[M+H]^+$. 1H NMR ($CDCl_3$, 300MHz): δ 8.398 (1H, s), 7.976 (1H, s), 7.916 (2H, d), 7.410 (1H, d), 7.284-7.325 (1H, m), 7.066-7.114 (2H, m), 4.583 (2H, s), 3.954 (3H, s), 3.853 (3H, s), 2.663 (3H, s).

INTERMEDIATE 91

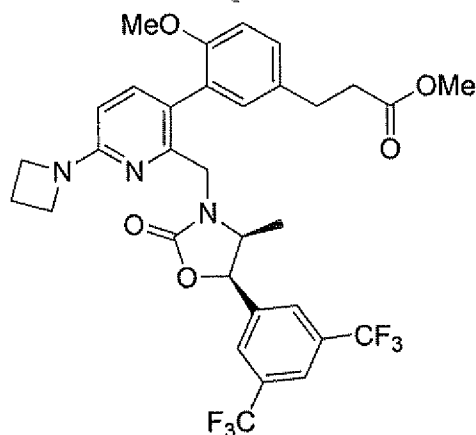


{5-[4-fluoro-2-methoxy-5-(propan-2-yl)phenyl]-2-(methylsulfanyl)pyrimidin-4-yl}methanol

Into a 3000-mL 4-necked round-bottom flask purged and maintained with an inert atmosphere of nitrogen was placed [5-bromo-2-(methylsulfanyl)pyrimidin-4-yl]methanol (115.4 g, 490.85 mmol, 1.00 equiv), water (400 mL), 1,4-dioxane (1000 mL), (5-ethyl-4-fluoro-2-methylphenyl)boronic acid (115 g, 631.87 mmol, 1.20 equiv) and $Pd(PPh_3)_4$ (28.47 g, 24.64 mmol, 0.05 equiv). The resulting solution was stirred for 24 h at 90°C. The reaction mixture was cooled to room temperature, then quenched by the addition of 1000 mL of water. The resulting solution was extracted with 3x1000 mL of ethyl acetate. The organic layers were combined, washed with 2x1000 mL of brine, dried over anhydrous sodium sulfate and concentrated under vacuum. The residue was applied onto a silica gel column and eluted with ethyl acetate/petroleum ether (1:30-1:10). This resulted in 100.3 g (63%) of [5-[4-fluoro-2-methoxy-5-(propan-2-yl)phenyl]-2-(methylsulfanyl)pyrimidin-4-yl]methanol as light yellow oil.

LCMS (ES, m/z): 323 $[M+H]^+$. 1H NMR (300MHz, $CDCl_3$): δ 8.311 (1H, s), 6.954 (1H, d), 6.673 (1H, d), 4.484 (2H, s), 3.736 (3H, s), 3.196 (1H, m), 2.632 (3H, s), 1.249 (6H, m).

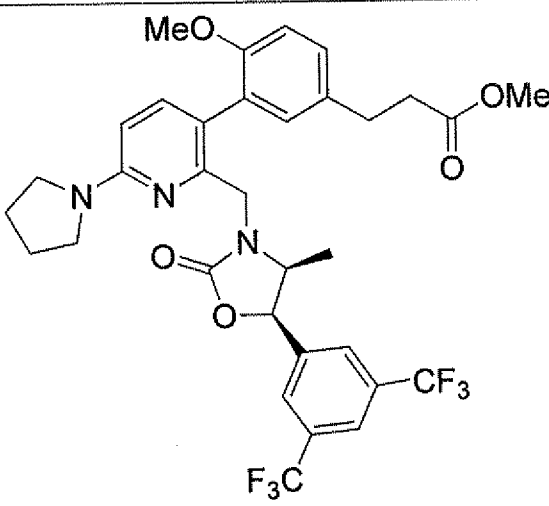
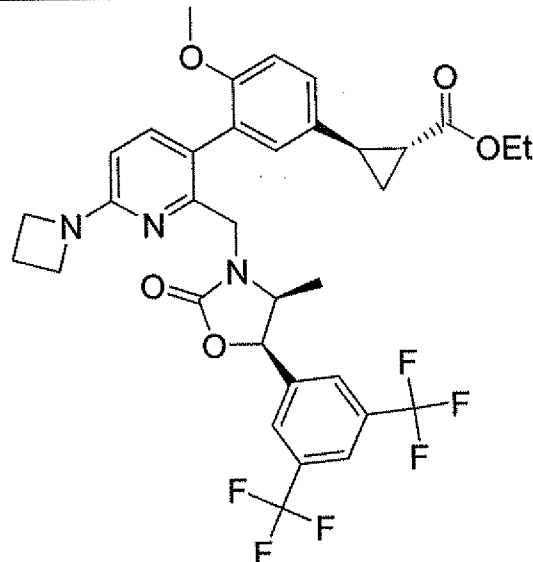
EXAMPLE 1

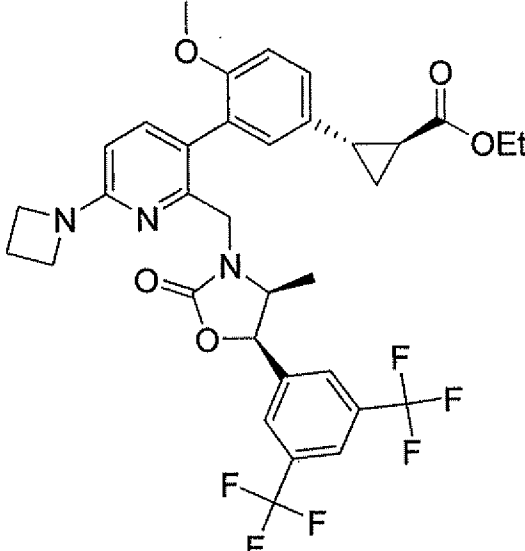
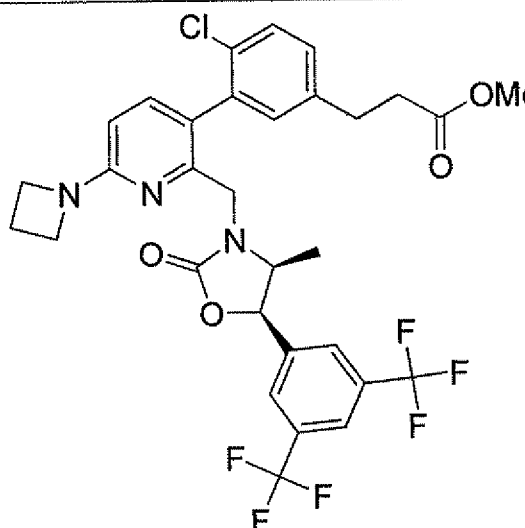
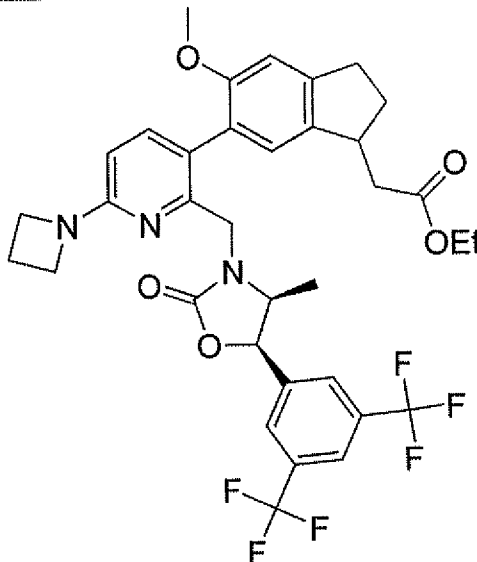


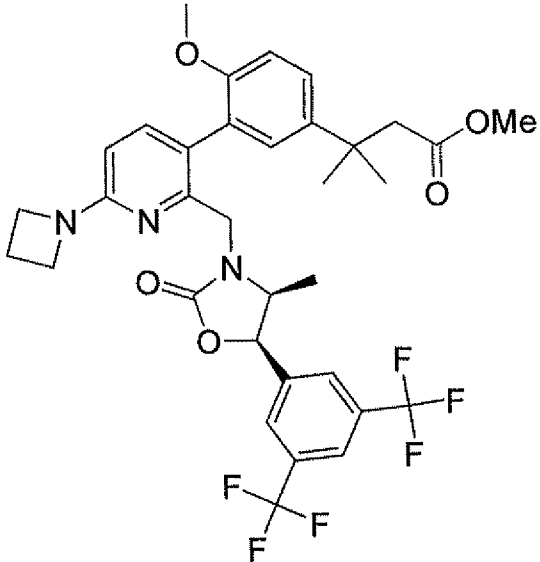
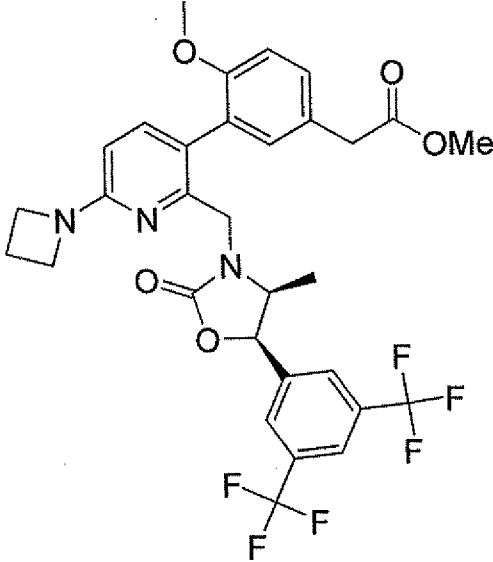
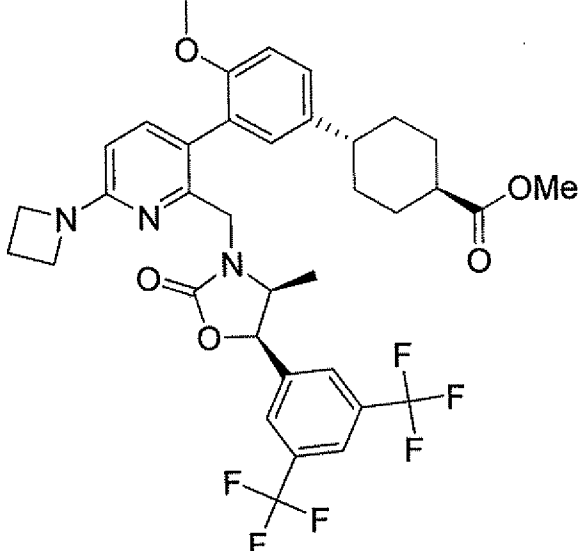
Methyl 3-{3-[6-azetidin-1-yl-2-({(4S, 5R)-5-[3,5-bis(trifluoromethyl)phenyl]-4-methyl-2-oxo-1,3-oxazolidin-3-yl}methyl)pyridin-3-yl]-4-methoxyphenyl}propanoate

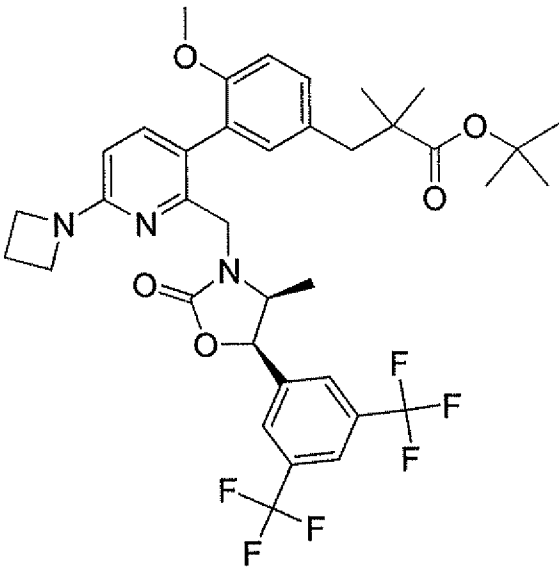
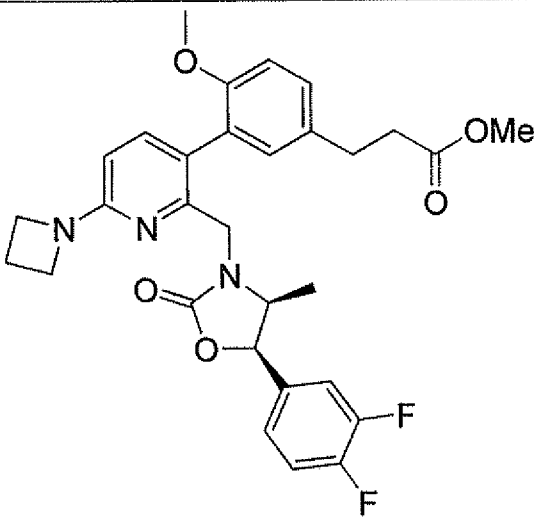
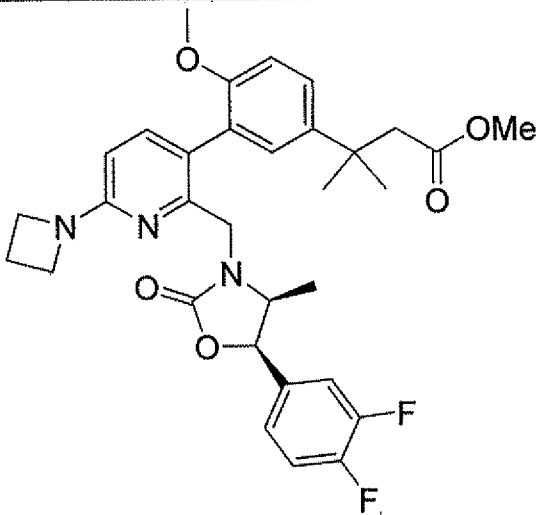
- 5 A flask was charged with (4S,5R)-3-[(6-azetidin-1-yl-3-bromopyridin-2-yl)methyl]-5-[3,5-bis(trifluoromethyl)phenyl]-4-methyl-1,3-oxazolidin-2-one (134 mg, 0.249 mmol), methyl 3-[4-methoxy-3-(4,4,5,5-tetramethyl-1,3,2-dioxaborolan-2-yl)phenyl]propanoate (100mg, 0.312 mmol), 1,1'-bis(di-*t*-butylphosphino)ferrocene palladium dichloride (8.11mg, 0.012 mmol), and THF (3 mL). The reaction was degassed with N₂ then 1M K₂CO₃ (3 mL, 3.00 mmol) was added.
- 10 The reaction was stirred at room temperature for 45 min. The reaction was then diluted with ethyl acetate (20 mL), washed with water (2 x 15 mL) and brine (15 mL), dried over sodium sulfate, filtered, and concentrated. The residue was purified by flash chromatography on silica gel (0 to 100% ethyl acetate/hexanes) to afford methyl 3-{3-[6-azetidin-1-yl-2-({(4S, 5R)-5-[3,5-bis(trifluoromethyl)phenyl]-4-methyl-2-oxo-1,3-oxazolidin-3-yl}methyl)pyridin-3-yl]-4-methoxyphenyl}propanoate. LCMS = 652.2 (M+H)⁺. ¹H NMR (CDCl₃, 500 MHz) δ 7.84 (s, 1H), 7.72 (s, 2H), 7.29 (d, *J* = 8.4 Hz, 1H), 7.15 (dd, *J* = 8.3, 2.2 Hz, 1H), 6.97 (bs, 1H), 6.86 (d, *J* = 8.5 Hz, 1H), 6.26 (d, *J* = 8.4 Hz, 1H), 5.57 (bs, 1H), 4.75 (m, 1H), 4.33-3.95 (m, 6H), 3.75 (s, 3H), 3.64 (s, 3H), 2.91 (m, 2H), 2.62 (m, 2H), 2.40 (m, 2H), 0.66-0.59 (m, 3H).
- 20 The following compounds (Table 11) were synthesized using methods analogous to those described for EXAMPLE 1 from commercially available materials or intermediates whose syntheses are described above.

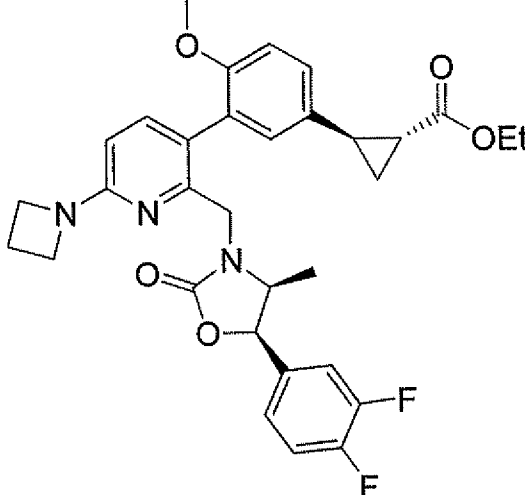
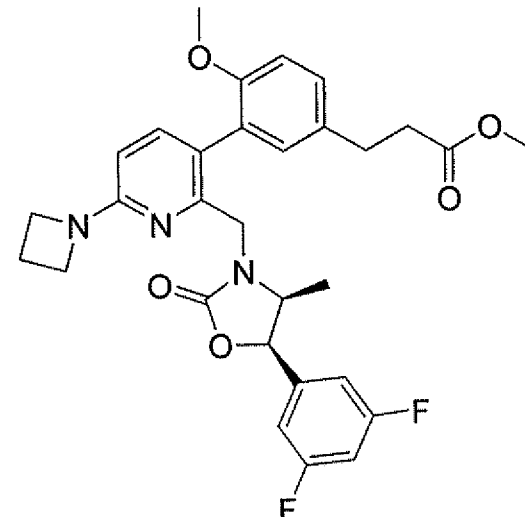
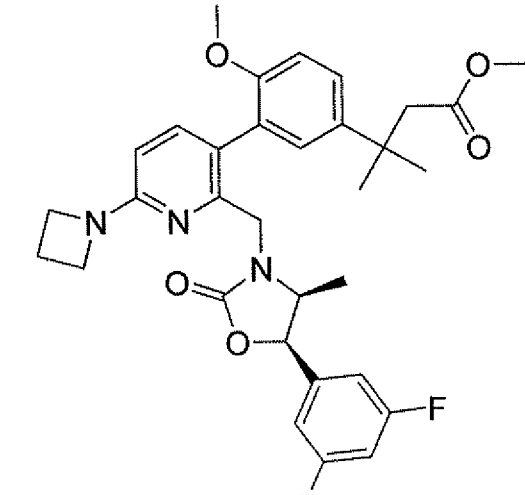
TABLE 11

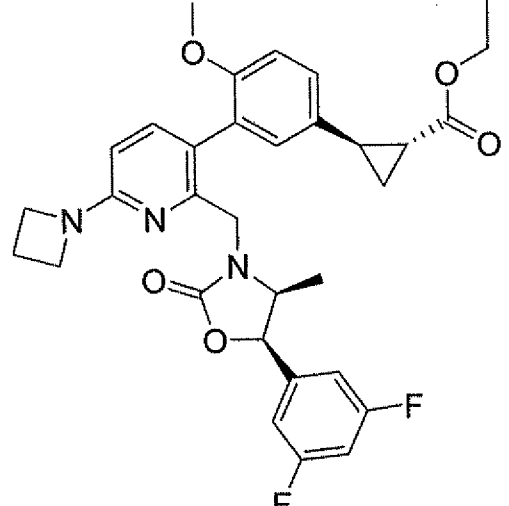
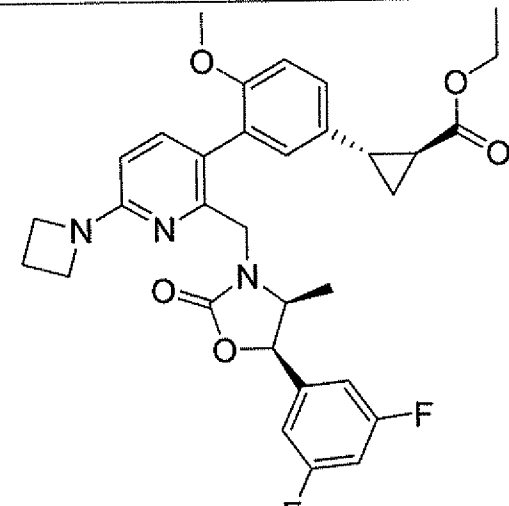
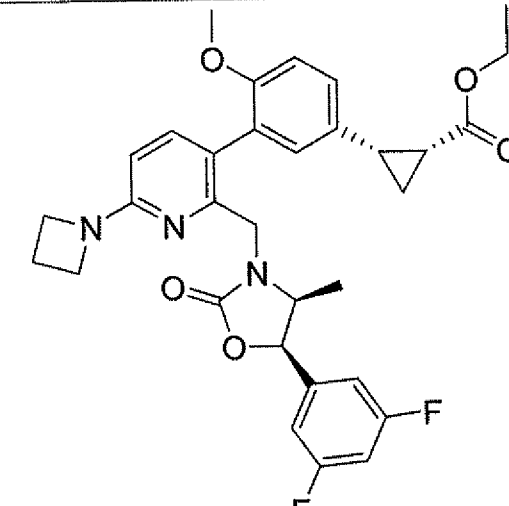
Example	Molecular structure	LCMS (M+H) ⁺
2	 <chem>COc1ccc(cc1)CCC(=O)OCc2ccn(c2)CN3C[C@H](C)[C@@H](C4=CC=C(C(=C4)C(F)(F)F)C(F)(F)F)O3</chem>	666.2
3	 <chem>COc1ccc(cc1)[C@H](C2CC2)C(=O)OCCc3ccn(c3)CN4C[C@H](C)[C@@H](C5=CC=C(C(=C5)C(F)(F)F)C(F)(F)F)O4</chem>	678.2

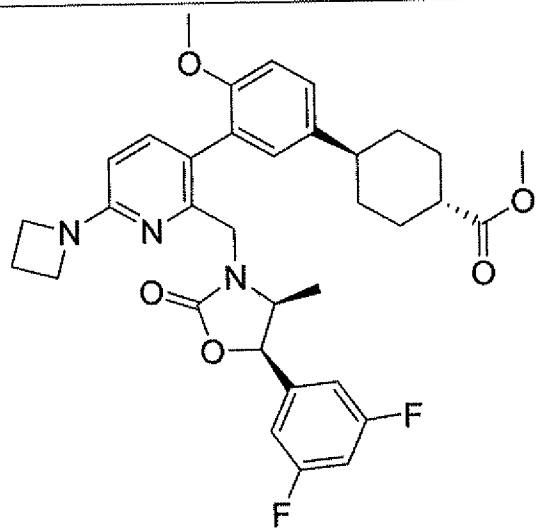
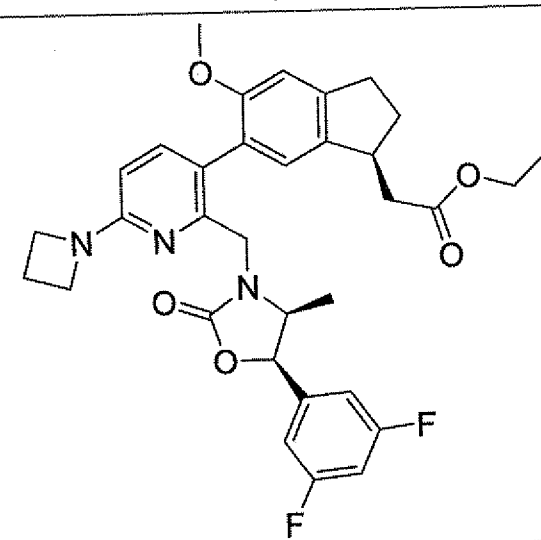
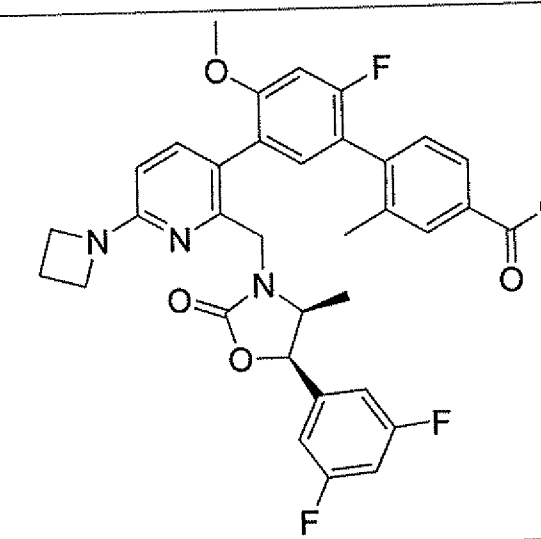
4		678.2
5		656.1
6		692.3

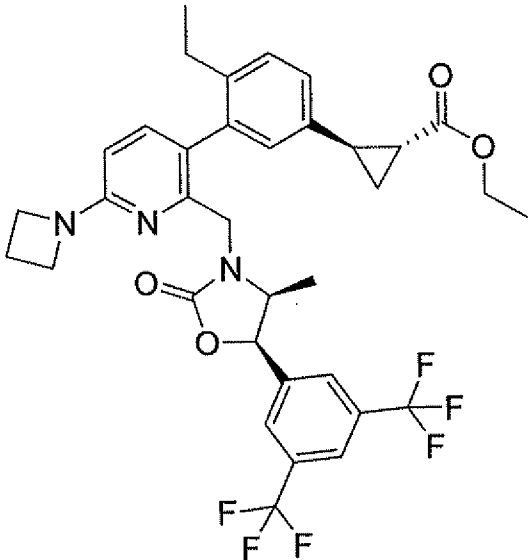
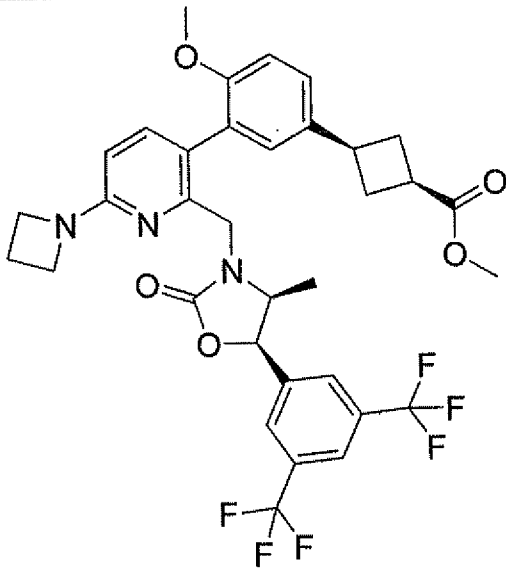
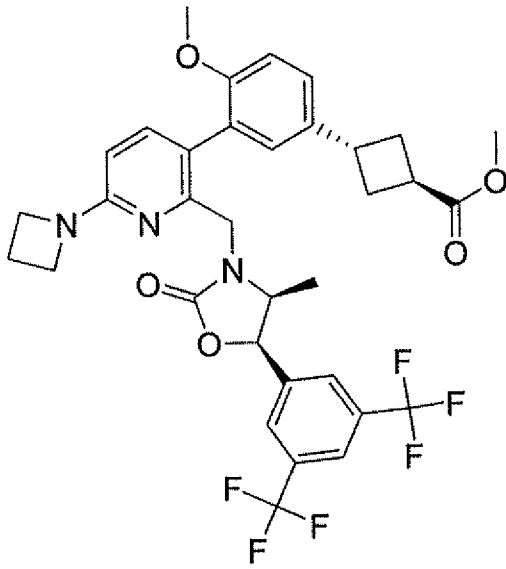
7		680.2
8		638.1
9		706.3

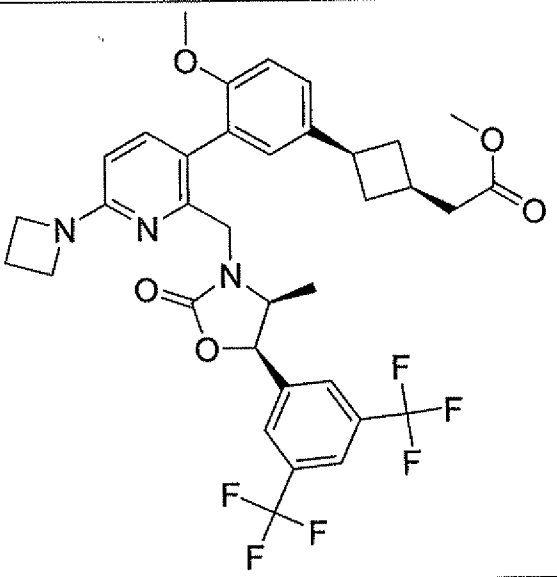
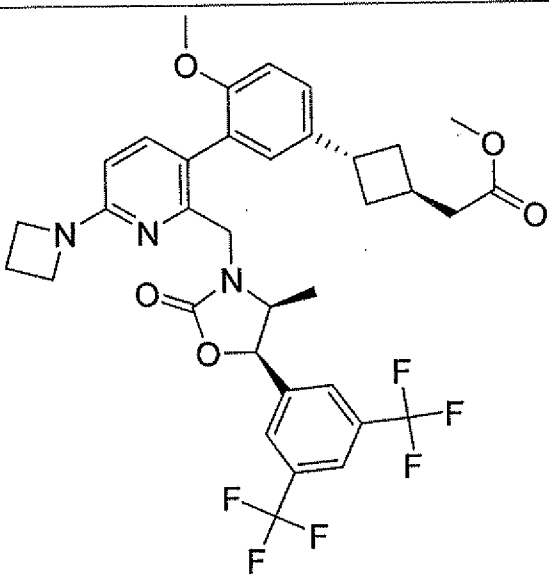
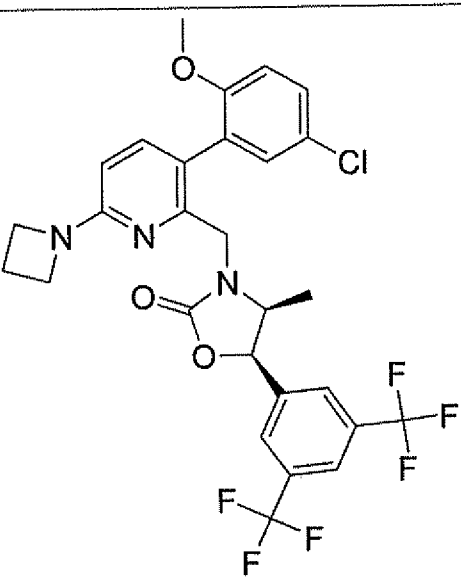
10		722.3
11		552.1
12		580.1

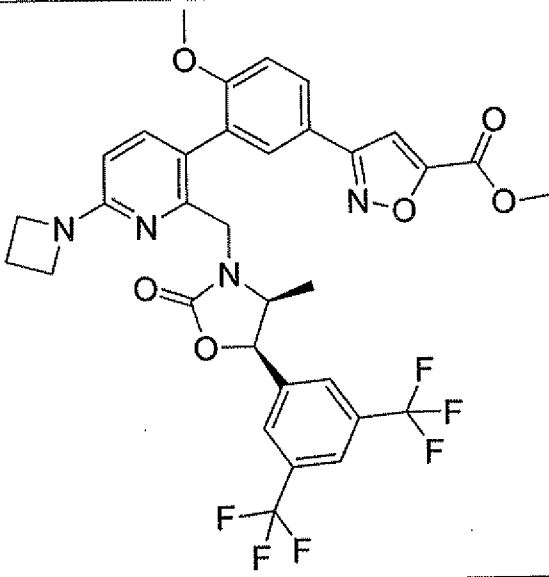
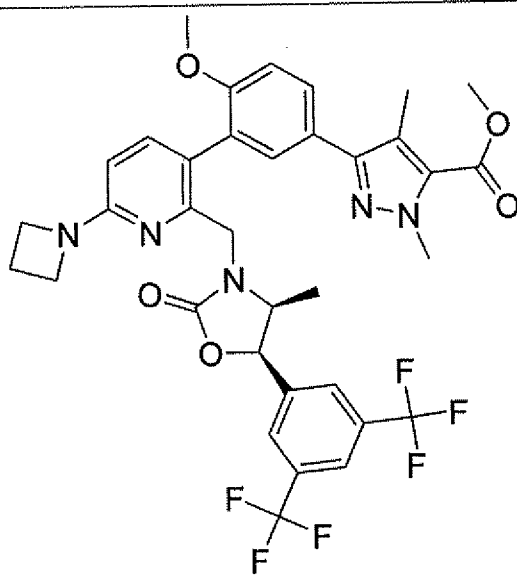
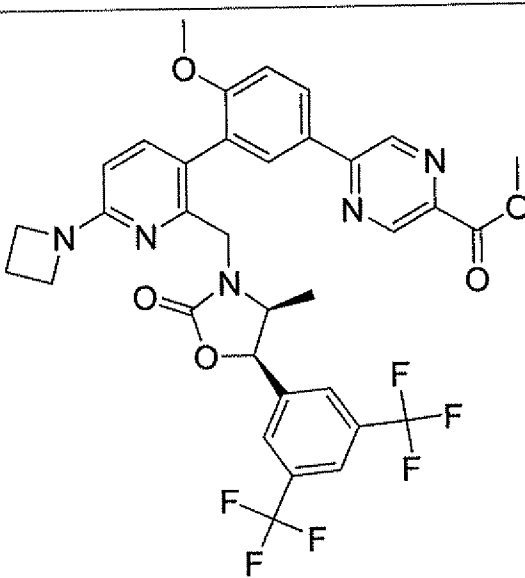
13		578.1
14		552.09
15		580.13

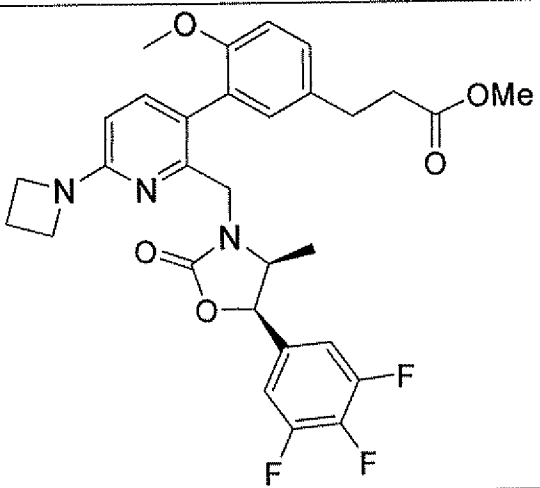
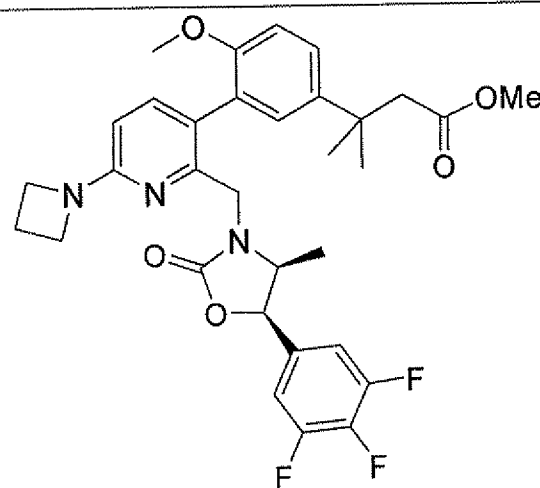
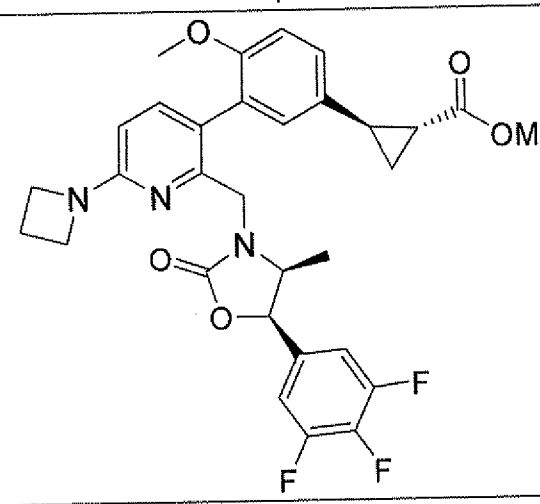
16		578.10
17		578.16
18		578.13

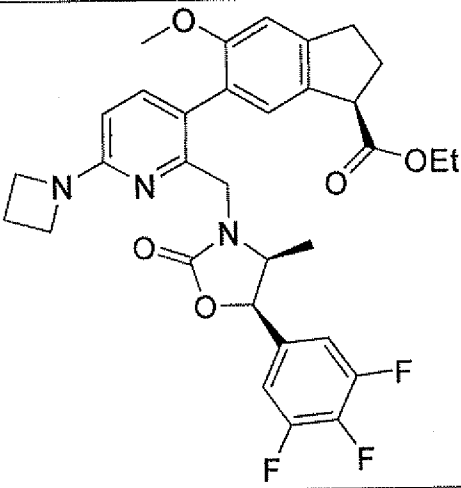
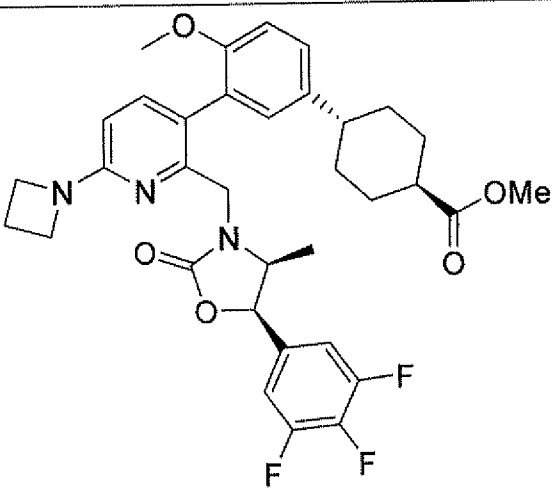
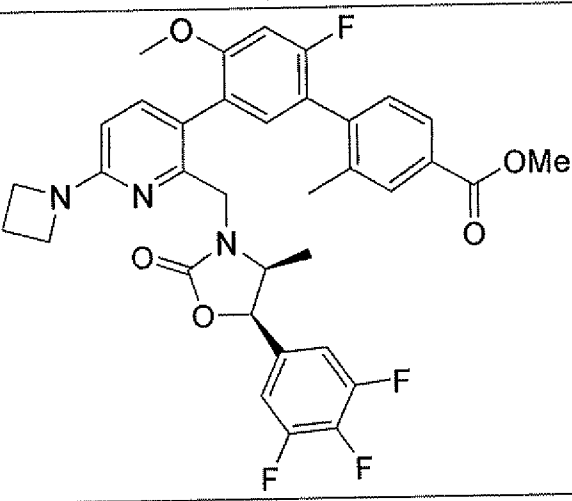
19		606.15
20		592.14
21		632.08

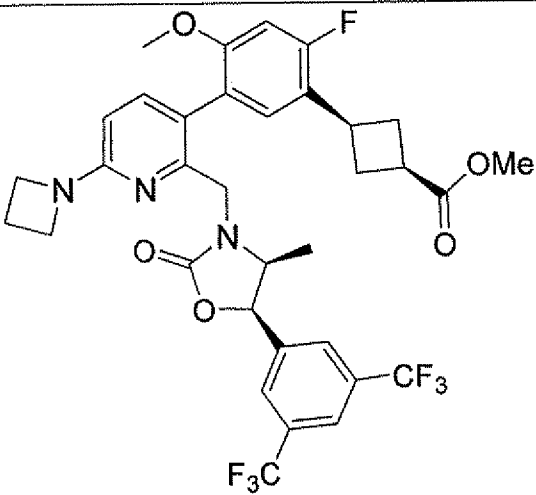
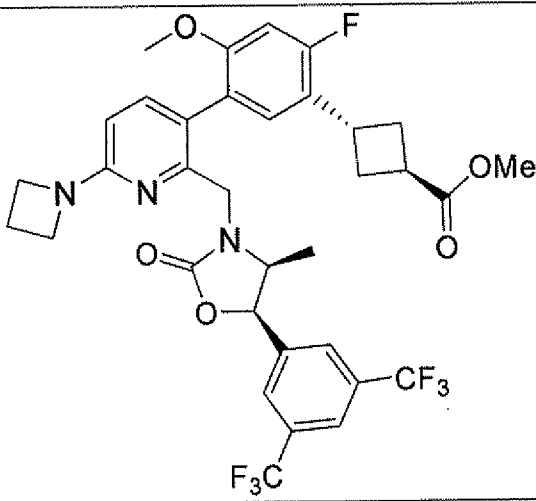
22		676.24
23		678.23
24		678.33

25		692.35
26		692.29
27		600.08

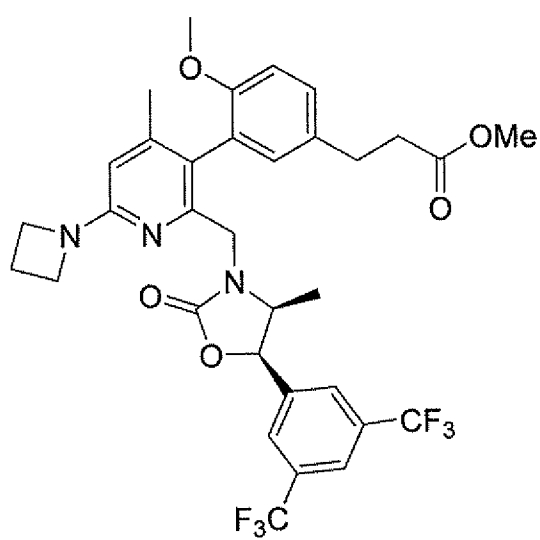
28		691.20
29		718.22
30		702.25

31		570.1
32		598.1
33		596.1

34		610.2
35		624.2
36		650.1

37	 <p>Chemical structure of compound 37: A pyridine ring substituted with a cyclobutyl group at the 2-position and a (4-(4-fluoro-3-methoxyphenyl)-4-methoxybutyl) group at the 3-position. The pyridine ring is also substituted with a (4-(4-(trifluoromethyl)phenyl)-4-methoxybutyl) group at the 4-position. The pyridine ring is also substituted with a (4-(4-(trifluoromethyl)phenyl)-4-methoxybutyl) group at the 5-position. The pyridine ring is also substituted with a (4-(4-(trifluoromethyl)phenyl)-4-methoxybutyl) group at the 6-position.</p>	696.3
38	 <p>Chemical structure of compound 38: A pyridine ring substituted with a cyclobutyl group at the 2-position and a (4-(4-fluoro-3-methoxyphenyl)-4-methoxybutyl) group at the 3-position. The pyridine ring is also substituted with a (4-(4-(trifluoromethyl)phenyl)-4-methoxybutyl) group at the 4-position. The pyridine ring is also substituted with a (4-(4-(trifluoromethyl)phenyl)-4-methoxybutyl) group at the 5-position. The pyridine ring is also substituted with a (4-(4-(trifluoromethyl)phenyl)-4-methoxybutyl) group at the 6-position.</p>	696.3

EXAMPLE 39

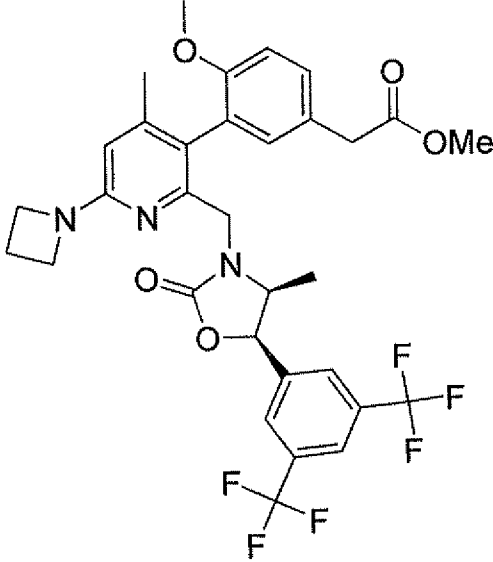
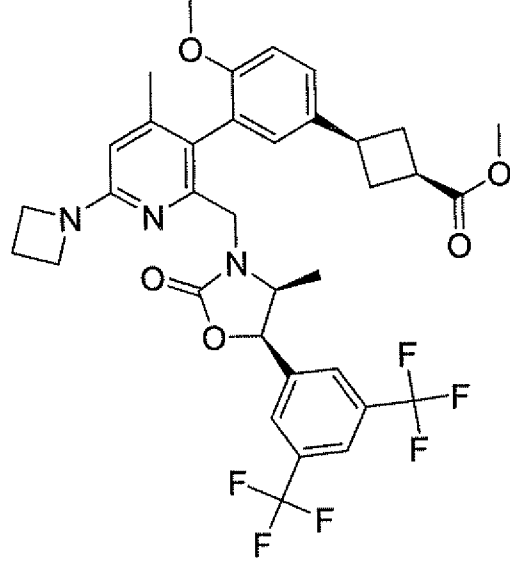



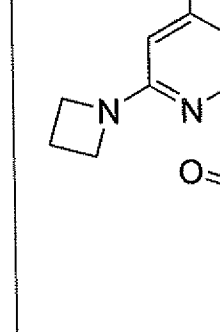
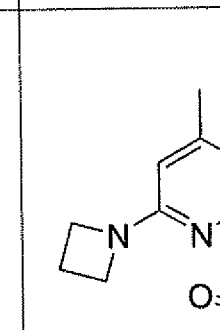
Methyl 3-{3-[6-azetidin-1-yl-2-({(4*S*, 5*R*)-5-[3,5-bis(trifluoromethyl)phenyl]-4-methyl-2-oxo-1,3-oxazolidin-3-yl}methyl)-4-methylpyridin-3-yl]-4-methoxyphenyl}propanoate

A flask was charged with (4*S*,5*R*)-3-[(6-azetidin-1-yl-3-bromo-4-methylpyridin-2-yl)methyl]-5-[3,5-bis(trifluoromethyl)phenyl]-4-methyl-1,3-oxazolidin-2-one (460 mg, 0.833 mmol), methyl
5 3-[4-methoxy-3-(4,4,5,5-tetramethyl-1,3,2-dioxaborolan-2-yl)phenyl]propanoate (347mg, 1.083 mmol), 1,1'-bis(di-*t*-butylphosphino)ferrocene palladium dichloride (27.1mg, 0.042 mmol), and THF (9 mL) under nitrogen. The reaction was degassed with nitrogen for 5 minutes and then 1M potassium carbonate (9 mL, 9.00 mmol) was added via syringe. The reaction was stirred at room temperature for 45 minutes. The reaction was then diluted with ethyl acetate (50 mL), washed
10 with water (2 x 25 mL) and brine (25 mL), dried over sodium sulfate, filtered, and concentrated. The residue was purified by flash chromatography on silica gel (0 to 100% ethyl acetate/hexanes) to afford methyl 3-{3-[6-azetidin-1-yl-2-({(4*S*, 5*R*)-5-[3,5-bis(trifluoromethyl)phenyl]-4-methyl-2-oxo-1,3-oxazolidin-3-yl}methyl)-4-methylpyridin-3-yl]-4-methoxyphenyl}propanoate as a mixture of atropisomers. The atropisomers were separated by SFC on an AD chiral column using
15 20% IPA/CO₂. LCMS = 666.3 (M+H)⁺. For Atropisomer A: ¹H NMR (CDCl₃, 500 MHz) δ 7.84 (s, 1H), 7.73 (s, 2H), 7.17 (dd, *J* = 8.4, 2.0 Hz, 1H), 6.88 (m, 2H), 6.14 (s, 1H), 5.67 (d, *J* = 8.5 Hz, 1H), 4.55 (d, *J* = 16.4 Hz, 1H), 4.38 (m, 1H), 4.04 (m, 4H), 3.72 (m, 1H), 3.69 (s, 3H), 3.65 (s, 3H), 2.91 (m, 2H), 2.62 (m, 2H), 2.39 (m, 2H), 1.93 (s, 3H), 0.63 (d, *J* = 6.6 Hz, 3H). For Atropisomer B: ¹H NMR (CDCl₃, 500 MHz) δ 7.84 (s, 1H), 7.71 (s, 2H), 7.16 (dd, *J* = 8.4, 2.0
20 Hz, 1H), 6.87 (m, 2H), 6.14 (s, 1H), 5.61 (d, *J* = 8.2 Hz, 1H), 4.57 (d, *J* = 16.0 Hz, 1H), 4.28 (m, 1H), 4.04 (m, 4H), 3.76 (m, 1H), 3.75 (s, 3H), 3.61 (s, 3H), 2.89 (m, 2H), 2.60 (m, 2H), 2.38 (m, 2H), 1.94 (s, 3H), 0.65 (d, *J* = 6.6 Hz, 3H).

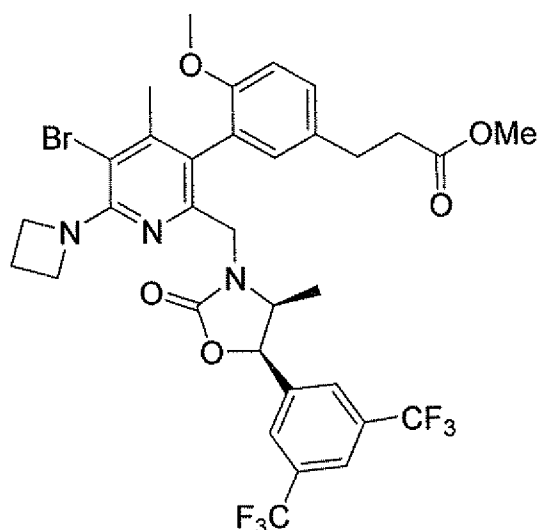
The following compounds (Table 12) were synthesized using methods analogous to those
25 described for EXAMPLE 39 from commercially available materials or intermediates whose syntheses are described above.

TABLE 12

Example	Molecular structure	LCMS (M+H) ⁺
40		652.2
41	 Atropisomer A	692.31

42		692.31
43		692.32
44		692.30

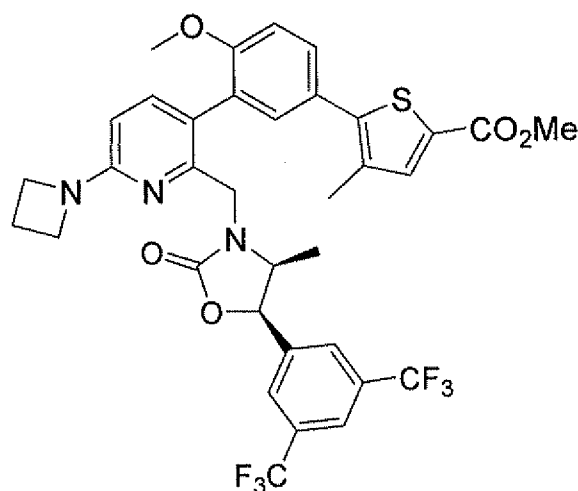
EXAMPLE 45



Methyl 3-{3-[6-azetidin-1-yl-2-({(4*S*,5*R*)-5-[3,5-bis(trifluoromethyl)phenyl]-4-methyl-2-oxo-1,3-oxazolidin-3-yl)methyl]-5-bromo-4-methylpyridin-3-yl]-4-methoxyphenyl}propanoate

An oven dried flask was charged with methyl 3-{3-[6-azetidin-1-yl-2-({(4*S*,5*R*)-5-[3,5-bis(trifluoromethyl)phenyl]-4-methyl-2-oxo-1,3-oxazolidin-3-yl)methyl]-4-methylpyridin-3-yl]-4-methoxyphenyl}propanoate (atropisomer A) (19.1 mg, 0.029 mmol) and CH₂Cl₂ (1 mL) under nitrogen. The solution was cooled to -10 °C. N-bromosuccinimide (5.1 mg, 0.029 mmol) was added. The reaction was stirred for 15 minutes at -10 °C and then loaded directly onto a silica gel column and purified by flash chromatography on silica gel (0 to 100% ethyl acetate/hexanes) to afford methyl 3-{3-[6-azetidin-1-yl-2-({(4*S*,5*R*)-5-[3,5-bis(trifluoromethyl)phenyl]-4-methyl-2-oxo-1,3-oxazolidin-3-yl)methyl]-5-bromo-4-methylpyridin-3-yl]-4-methoxyphenyl}propanoate. LCMS = 744.4 and 746.4 (M+H)⁺. ¹H NMR (CDCl₃, 500 MHz) δ 7.85 (s, 1H), 7.71 (s, 2H), 7.20 (dd, *J* = 8.4 Hz, *J* = 2.0 Hz, 1H), 6.88 (m, 2H), 5.65 (d, *J* = 8.7 Hz, 1H), 4.50 (d, *J* = 16.4 Hz, 1H), 4.41 (m, 2H), 4.32 (m, 1H), 4.18 (m, 2H), 3.69 (s, 3H), 3.67 (m, 1H), 3.66 (s, 3H), 2.91 (t, *J* = 7.5 Hz, 2H), 2.62 (t, *J* = 7.6 Hz, 2H), 2.29 (m, 2H), 2.02 (s, 3H), 0.62 (d, *J* = 6.6 Hz, 3H).

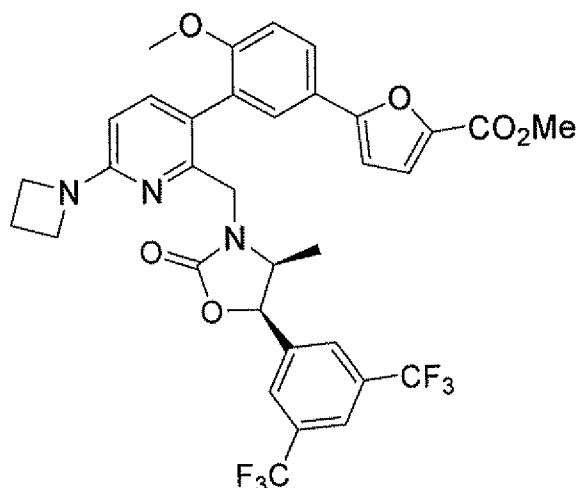
EXAMPLE 46



Methyl 5-{3-[6-azetidin-1-yl-2-((4S, 5R)-5-[3,5-bis(trifluoromethyl)phenyl]-4-methyl-2-oxo-1,3-oxazolidin-3-yl)methyl]pyridin-3-yl}-4-methoxyphenyl}-4-methylthiophene-2-carboxylate

5 A solution of (4S,5R)-3-({6-azetidin-1-yl-3-[5-(5,5-dimethyl-1,3,2-dioxaborinan-2-yl)-2-methoxyphenyl]pyridin-2-yl)methyl}-5-[3,5-bis(trifluoromethyl)phenyl]-4-methyl-1,3-oxazolidin-2-one (27 mg, 0.040 mmol) and methyl 5-bromo-4-methyl-2-thiophene carboxylate (18.74 mg, 0.080 mmol) in THF (0.5 mL) was degassed with N₂ at 25 °C. 1N K₂CO₃ (0.5 mL) was added followed by 1,1-bis(di-*tert*-butylphosphino) ferrocene palladium dichloride (2.60 mg, 3.99 μmol) and the reaction was stirred vigorously at 25 °C under N₂ overnight. The reaction was diluted with water and extracted with EtOAc (3 x). The combined extracts were dried (Na₂SO₄) and concentrated *in vacuo* to afford the crude product. This was purified by preparative TLC (20x20, 1000 μm, hexanes/EtOAc (70/30)) to give methyl 5-{3-[6-azetidin-1-yl-2-((4S,5R)-5-[3,5-bis(trifluoromethyl)phenyl]-4-methyl-2-oxo-1,3-oxazolidin-3-yl)methyl]pyridin-3-yl}-4-methoxyphenyl}-4-methylthiophene-2-carboxylate. LCMS calc. = 719.2, found = 720.2 (M+H)⁺.
 15 ¹H NMR (500 MHz, CDCl₃): δ 7.86 (s, 1 H); 7.73 (s, br, 2 H); 7.62 (s, 1 H); 7.47 (d, *J* = 8.6 Hz, 1 H); 7.35 (d, *J* = 8.6 Hz, 1 H); 7.33-7.23 (m, 1 H); 7.03 (d, *J* = 8.6 Hz, 1 H); 6.31 (d, *J* = 8.3 Hz, 1 H); 5.74-5.31 (m, 1H); 4.87 (d, *J* = 16.2 Hz, 1 H); 4.24 (s, br, 1 H); 4.23-3.97 (m, 5 H); 3.88 (s, 3 H); 3.87 (s, 3 H); 2.47-2.41 (m, 2 H); 2.33 (s, 3 H); 0.75-0.53 (m, 3 H).

EXAMPLE 47

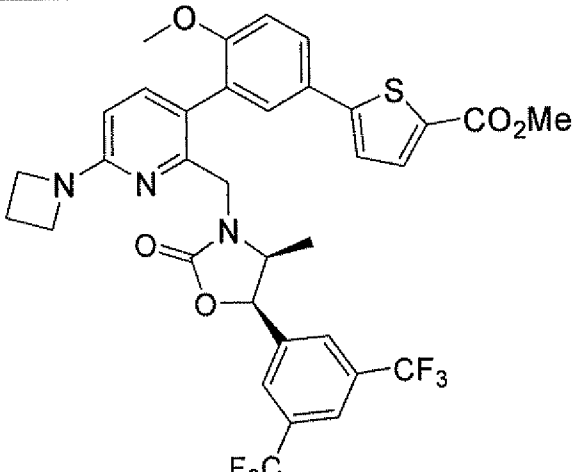
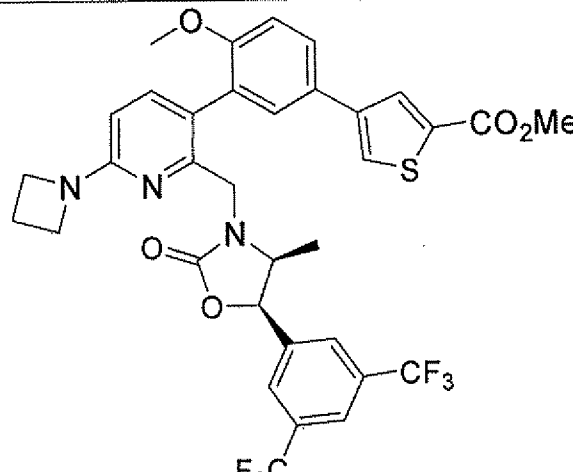
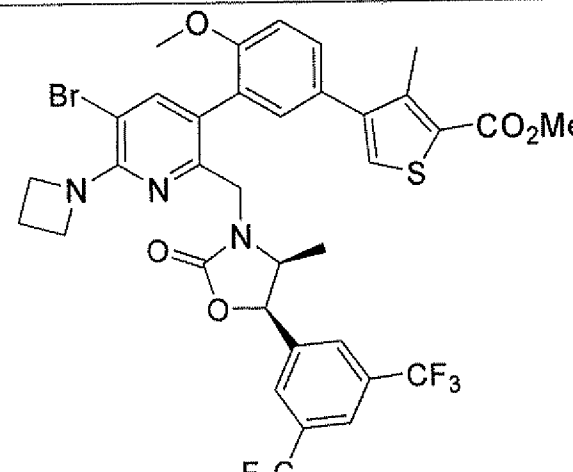


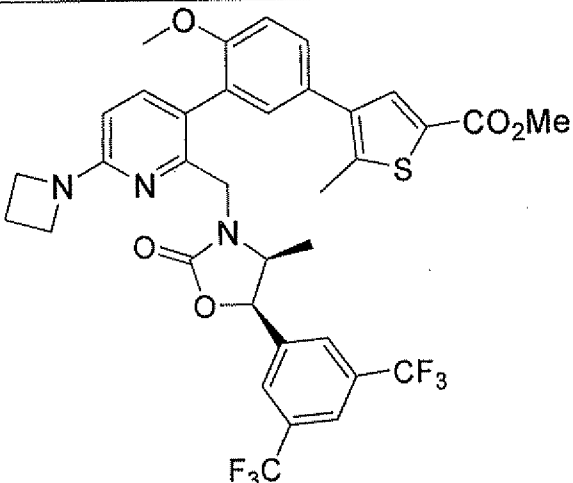
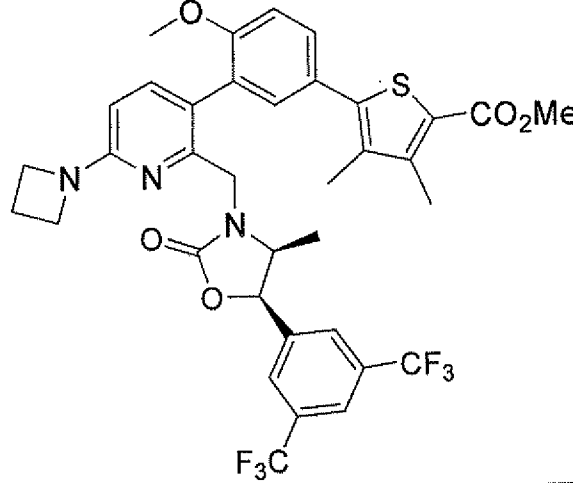
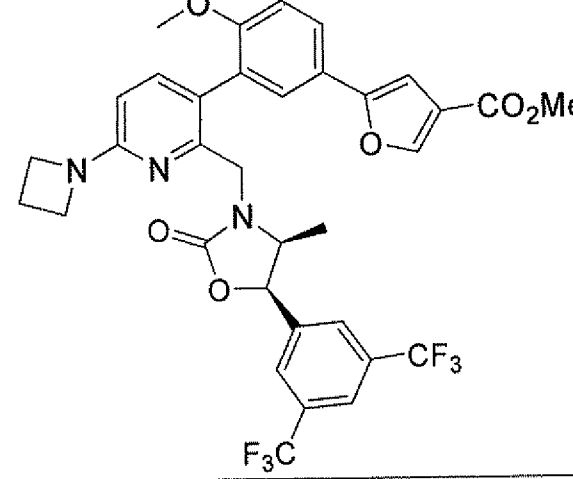
Methyl 5-{3-[6-azetidin-1-yl-2-((4S,5R)-5-[3,5-bis(trifluoromethyl)phenyl]-4-methyl-2-oxo-1,3-oxazolidin-3-yl)methyl]pyridin-3-yl}-4-methoxyphenyl}-2-furoate

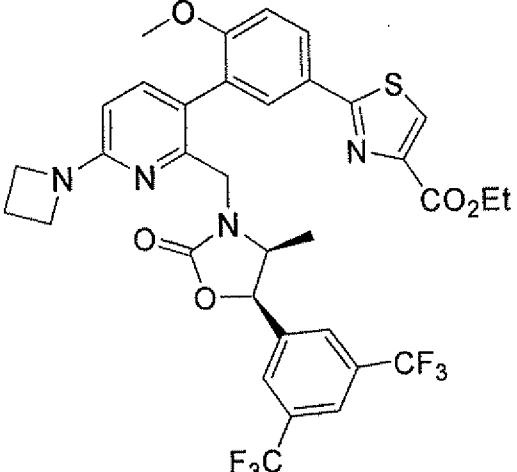
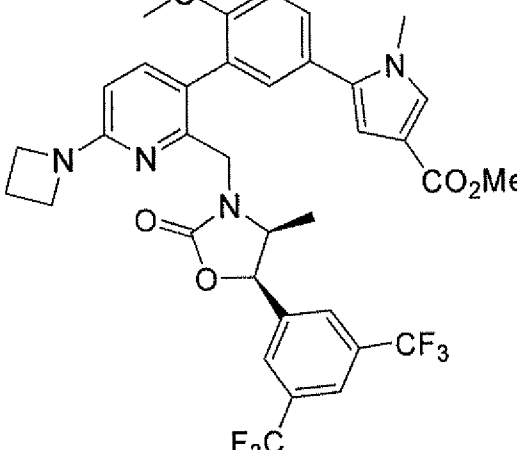
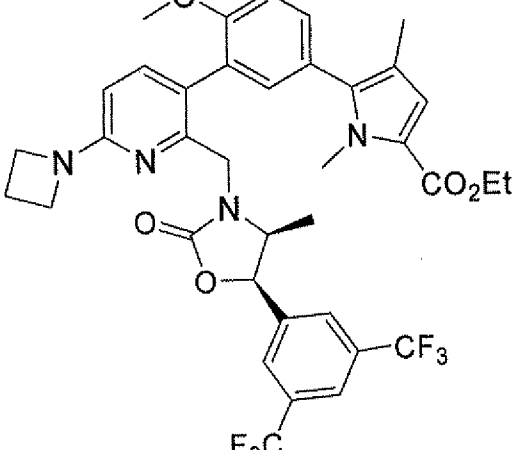
- 5 A solution of (4S,5R)-3-{[6-azetidin-1-yl-3-(5-iodo-2-methoxyphenyl)pyridin-2-yl]methyl}-5-[3,5-bis(trifluoromethyl)phenyl]-4-methyl-1,3-oxazolidin-2-one (20 mg, 0.029 mmol) and [5-(methoxycarbonyl)-2-furyl]boronic acid (14.75 mg, 0.087 mmol) in THF (0.5 mL) was degassed with N₂ at 25 °C. 1N K₂CO₃ (0.5 mL) was added followed by 1,1-bis(di-*tert*-butylphosphino)ferrocene palladium dichloride (1.885 mg, 2.89 μmol) and the reaction was
- 10 stirred vigorously at 25 °C under N₂ overnight. The reaction was diluted with water and extracted with EtOAc (3 x). The combined extracts were dried (Na₂SO₄) and concentrated *in vacuo* to afford the crude product. This was purified by preparative TLC (20x20, 1000 μm, hexanes/EtOAc (70/30)) to give methyl 5-{3-[6-azetidin-1-yl-2-((4S,5R)-5-[3,5-bis(trifluoromethyl)phenyl]-4-methyl-2-oxo-1,3-oxazolidin-3-yl)methyl]pyridin-3-yl}-4-
- 15 methoxyphenyl}-2-furoate. LCMS calc. = 689.2, found = 690.2 (M+H)⁺. ¹H NMR (500 MHz, CDCl₃): δ 7.85 (s, 1 H); 7.81-7.55 (m, 4 H); 7.37 (d, *J* = 8.3 Hz, 1 H); 7.24 (d, *J* = 3.7 Hz, 1 H); 7.02 (d, *J* = 8.6 Hz, 1 H); 6.66 (s, 1 H); 6.31 (d, *J* = 8.3 Hz, 1 H); 5.74-5.36 (m, 1H); 4.84 (d, *J* = 16.1 Hz, 1 H); 4.25 (s, 1 H); 4.18-4.01 (m, 5 H); 3.90 (s, 3 H); 3.87 (s, 3 H); 2.48-2.39 (m, 2 H); 0.75-0.59 (m, 1 H).

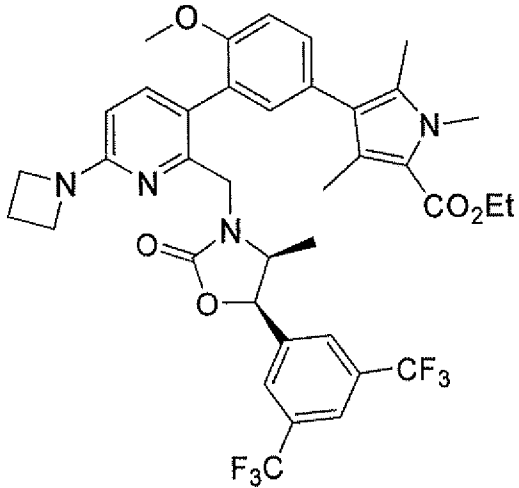
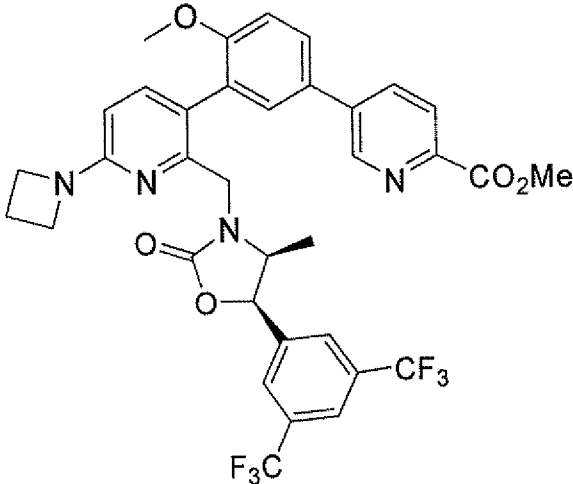
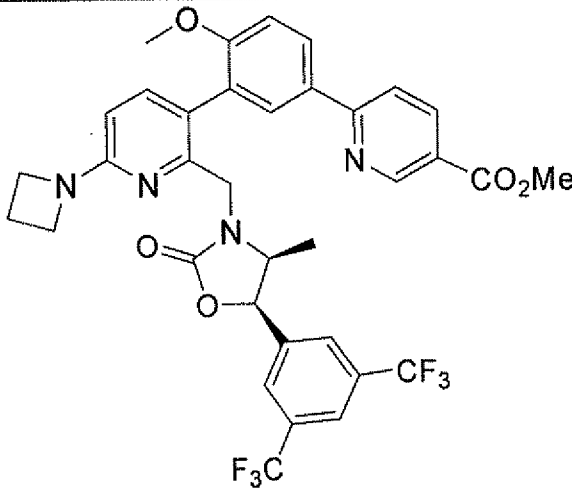
20 The following compounds (Table 13) were synthesized using methods analogous to those described in EXAMPLES 46 and 47 from commercially available materials or intermediates whose syntheses are described above.

TABLE 13

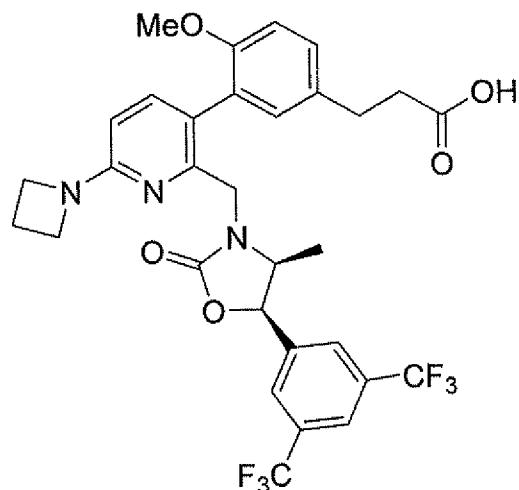
Example	Structure	LCMS (M+H) ⁺
48		706.2
49		706.3
50		798.2

51		720.3
52		734.4
53		690.2

54		721.2
55		703.3
56		731.4

57	 <p>Chemical structure of compound 57: A central oxazolidinone ring is substituted with a 4-(trifluoromethyl)phenyl group, a methyl group, and a (4-methoxyphenyl)(4-(4-ethyl-1-methyl-1H-imidazol-2-yl)phenyl)methyl group. The oxazolidinone nitrogen is also substituted with a (4-(trifluoromethyl)phenyl)methyl group. The pyridine ring is substituted with a cyclobutyl group.</p>	745.4
58	 <p>Chemical structure of compound 58: A central oxazolidinone ring is substituted with a 4-(trifluoromethyl)phenyl group, a methyl group, and a (4-methoxyphenyl)(4-(4-methoxycarbonylphenyl)phenyl)methyl group. The oxazolidinone nitrogen is also substituted with a (4-(trifluoromethyl)phenyl)methyl group. The pyridine ring is substituted with a cyclobutyl group.</p>	701.3
59	 <p>Chemical structure of compound 59: A central oxazolidinone ring is substituted with a 4-(trifluoromethyl)phenyl group, a methyl group, and a (4-methoxyphenyl)(4-(4-methoxycarbonylphenyl)phenyl)methyl group. The oxazolidinone nitrogen is also substituted with a (4-(trifluoromethyl)phenyl)methyl group. The pyridine ring is substituted with a cyclobutyl group.</p>	701.3

EXAMPLE 60

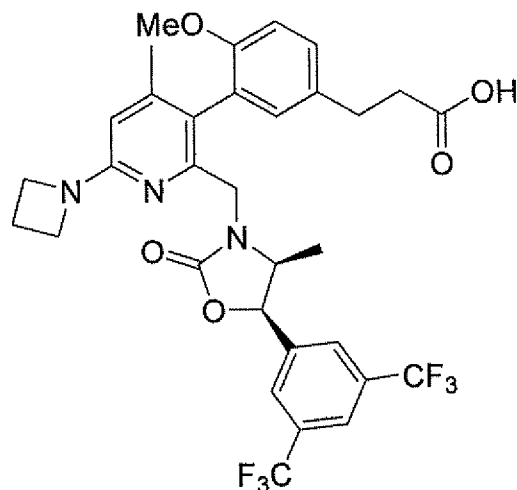


3-{3-[6-Azetidin-1-yl-2-((4S,5R)-5-[3,5-bis(trifluoromethyl)phenyl]-4-methyl-2-oxo-1,3-oxazolidin-3-yl)methylpyridin-3-yl]-4-methoxyphenyl}propanoic acid

- 5 Methyl 3-{3-[6-azetidin-1-yl-2-((4S, 5R)-5-[3,5-bis(trifluoromethyl)phenyl]-4-methyl-2-oxo-1,3-oxazolidin-3-yl)methylpyridin-3-yl]-4-methoxyphenyl}propanoate (93 mg, 0.143 mmol) was dissolved in dioxane (2 mL) and water (0.5 mL). As the solution was stirred vigorously, 1M lithium hydroxide (0.285 mL, 0.285 mmol) was added dropwise. The reaction was stirred at room temperature for 1hr and then quenched with acetic acid (0.020 mL, 0.357 mmol). The
- 10 reaction was diluted with ethyl acetate (15 mL) and washed with water (2 x 10 mL) and brine (10 mL). The organic layer was dried over sodium sulfate, filtered, and concentrated. The residue was redissolved in dichloromethane (2 mL) and heptanes (2 mL) and concentrated again. Purification of the residue by flash chromatography on silica gel (0 to 100% ethyl acetate/hexanes) afforded 3-{3-[6-azetidin-1-yl-2-((4S,5R)-5-[3,5-bis(trifluoromethyl)phenyl]-4-
- 15 methyl-2-oxo-1,3-oxazolidin-3-yl)methylpyridin-3-yl]-4-methoxyphenyl}propanoic acid. LCMS = 638.2 (M+H)⁺. ¹H NMR (CDCl₃, 500 MHz) δ 7.85 (s, 1H), 7.72 (s, 2H), 7.30 (d, J = 8.7 Hz, 1H), 7.17 (dd, J = 8.4, 2.2 Hz, 1H), 7.00 (bs, 1H), 6.87 (d, J = 8.4 Hz, 1H), 6.27 (d, J = 8.3 Hz, 1H), 5.61 (bs, 1H), 4.8-4.4 (m, 2H), 4.07 (m, 4H), 3.85 (m, 1H), 3.75 (s, 3H), 2.92 (m, 2H), 2.64 (m, 2H), 2.41 (m, 2H), 0.75-0.58 (m, 3H).

20

EXAMPLE 61



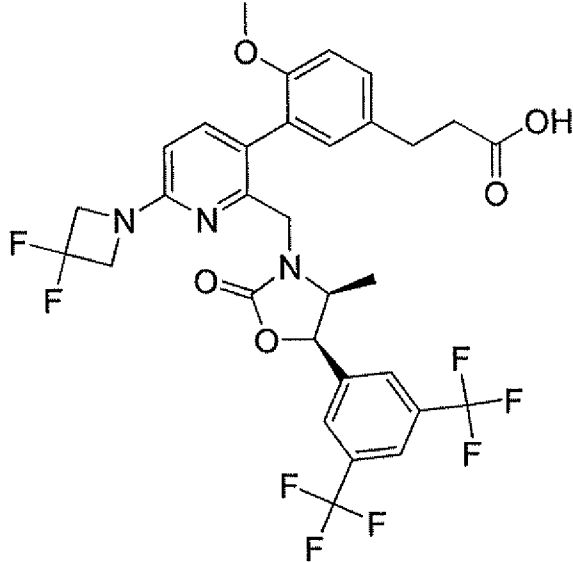
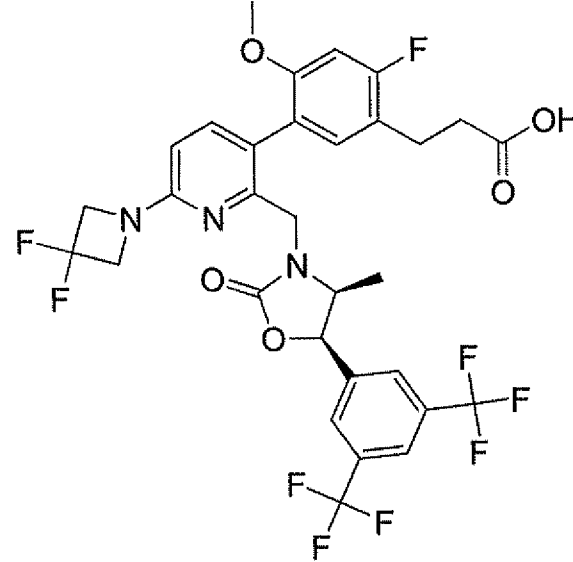
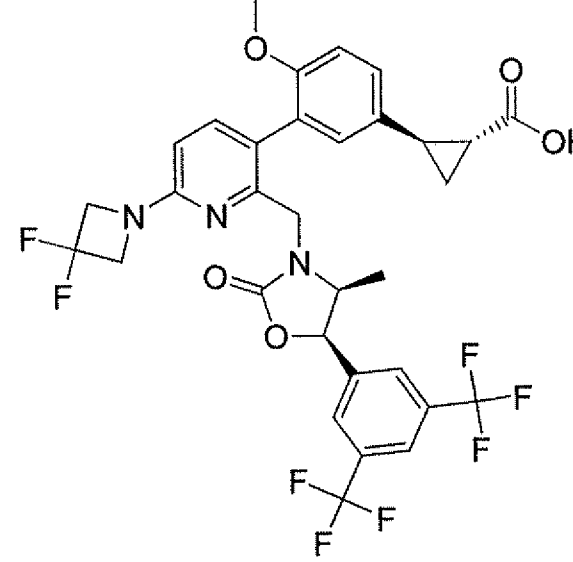
3-{3-[6-Azetidin-1-yl-2-((4S,5R)-5-[3,5-bis(trifluoromethyl)phenyl]-4-methyl-2-oxo-1,3-oxazolidin-3-yl)methyl]-4-methylpyridin-3-yl]-4-methoxyphenyl}propanoic acid

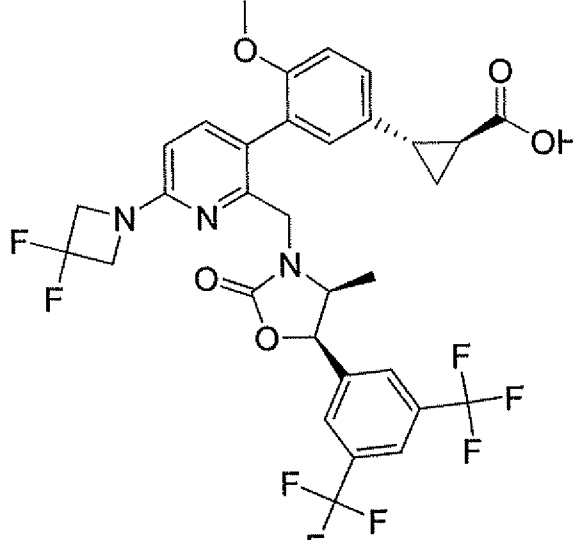
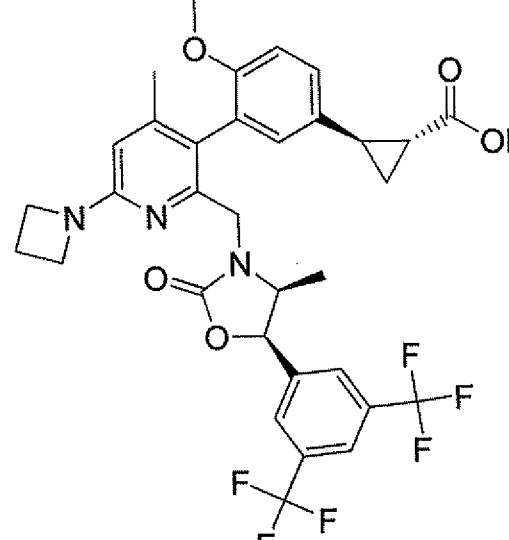
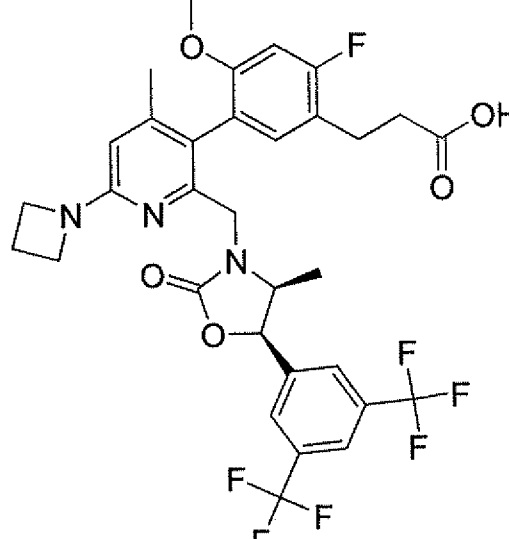
- 5 Methyl 3-{3-[6-azetidin-1-yl-2-((4S, 5R)-5-[3,5-bis(trifluoromethyl)phenyl]-4-methyl-2-oxo-1,3-oxazolidin-3-yl)methyl]-4-methylpyridin-3-yl]-4-methoxyphenyl}propanoate (atropisomer A) (450 mg, 0.676 mmol) was dissolved in dioxane (8 mL) and water (2 mL). As the reaction stirred vigorously, 1M lithium hydroxide (1.352 mL, 1.352 mmol) was added dropwise. The reaction was stirred at room temperature for 1hr and then quenched with acetic acid (0.097 mL, 1.690 mmol). The reaction was diluted with ethyl acetate (50 mL) and washed with water (2 x 25 mL) and brine (25 mL). The organic layer was dried over sodium sulfate, filtered, and concentrated. The residue was redissolved in dichloromethane (3 mL) and heptanes (3 mL) and concentrated again. Purification of the residue by flash chromatography on silica gel (0 to 100% ethyl acetate/hexanes) afforded 3-{3-[6-azetidin-1-yl-2-((4S,5R)-5-[3,5-
- 15 bis(trifluoromethyl)phenyl]-4-methyl-2-oxo-1,3-oxazolidin-3-yl)methyl]-4-methylpyridin-3-yl]-4-methoxyphenyl}propanoic acid as a single atropisomer. LCMS = 652.5 (M+H)⁺. ¹H NMR (CDCl₃, 500 MHz) δ 7.85 (s, 1H), 7.74 (s, 2H), 7.20 (dd, J = 8.2, 2.2 Hz, 1H), 6.96 (bs, 1H), 6.89 (d, J = 8.5 Hz, 1H), 6.15 (s, 1H), 5.76 (d, J = 8.5 Hz, 1H), 4.70-4.50 (m, 2H), 4.08 (m, 4H), 3.70 (s, 3H), 3.67 (m, 1H), 2.94 (m, 2H), 2.70 (m, 1H), 2.58 (m, 1H), 2.41 (m, 2H), 1.95 (s, 3H), 0.67 (d, J = 6.7 Hz, 3H).
- 20

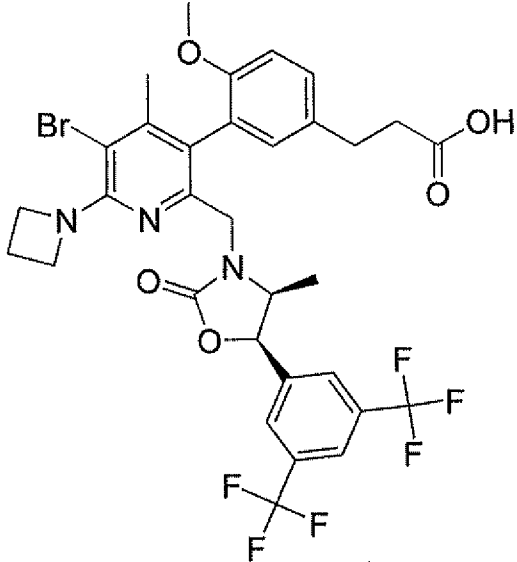
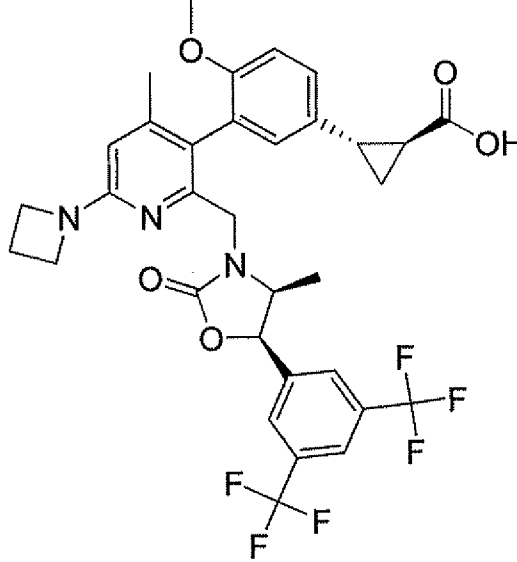
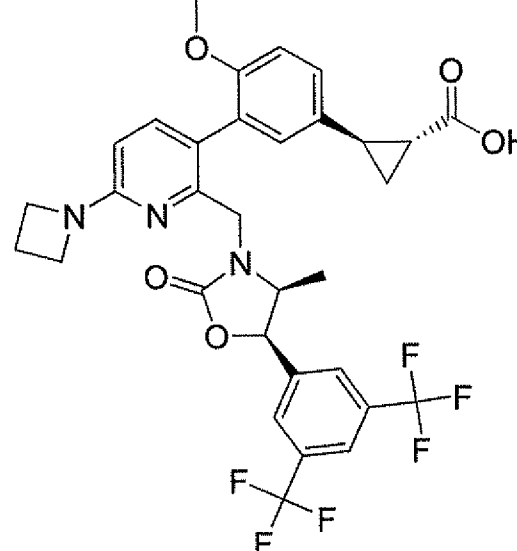
The following compounds (Table 14) were synthesized using methods analogous to those described in EXAMPLES 60 and 61 from commercially available materials or intermediates whose syntheses are described above.

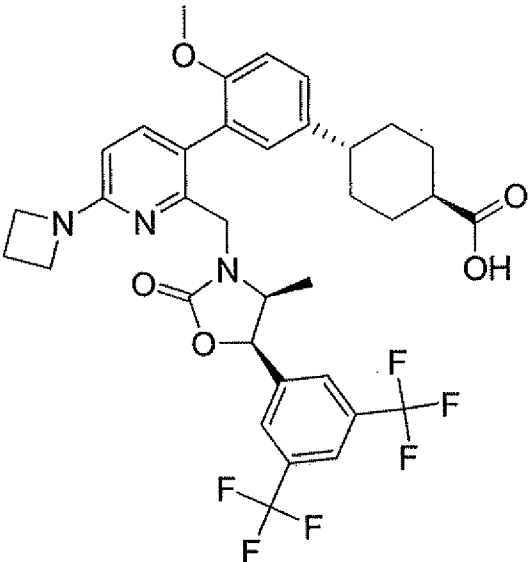
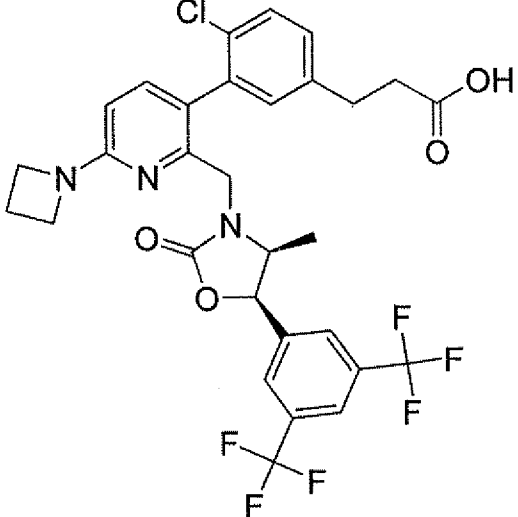
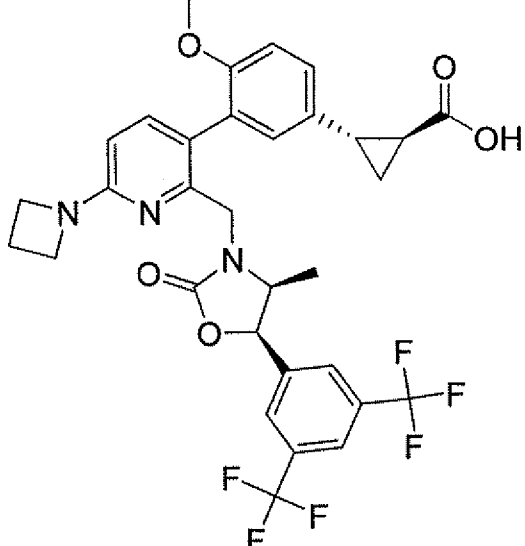
TABLE 14

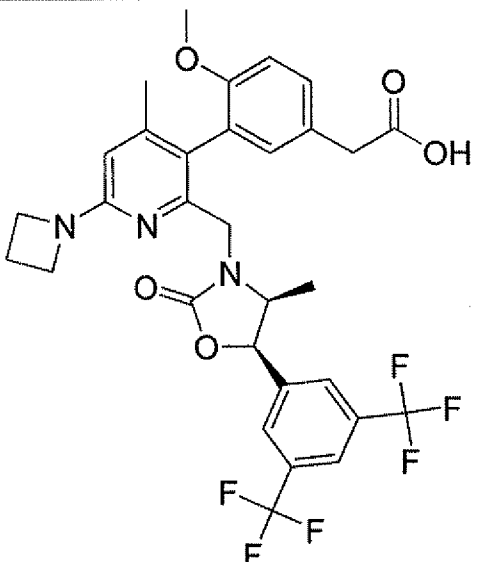
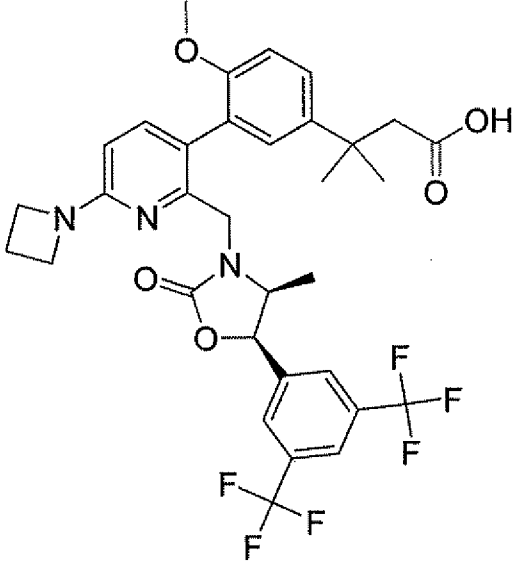
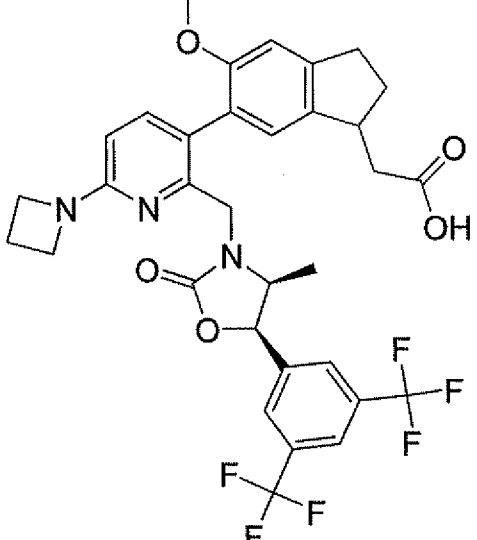
Example	Molecular structure	LCMS (M+H) ⁺
62		652.2
63		688.3

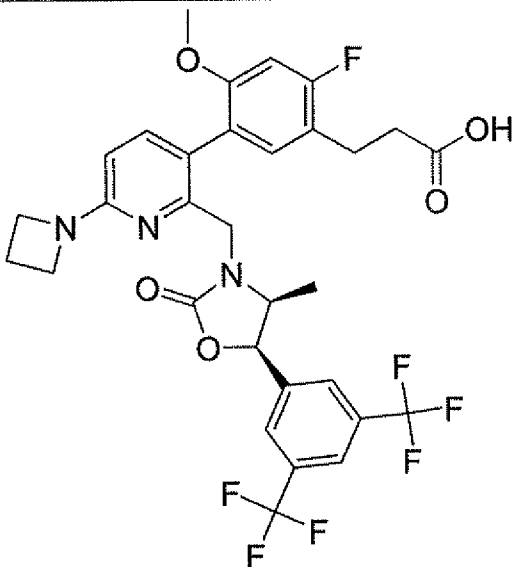
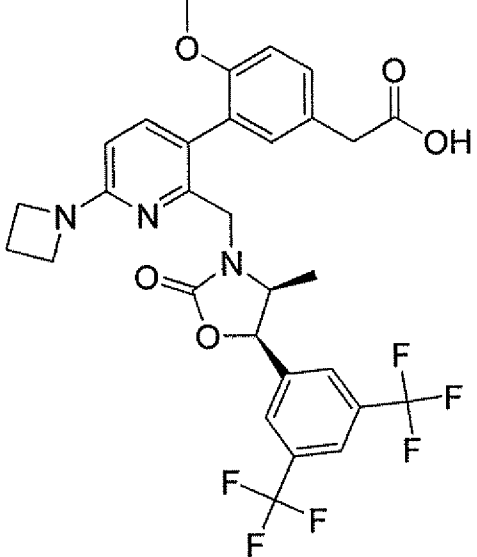
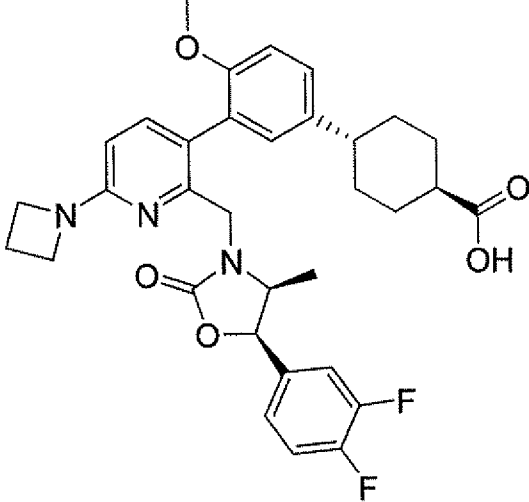
64		674.1
65		692.3
66		686.1

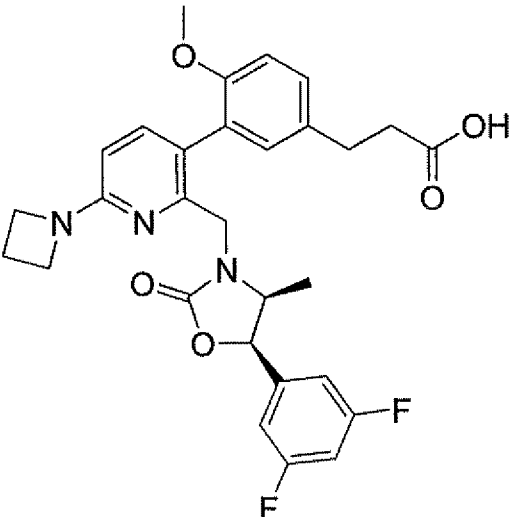
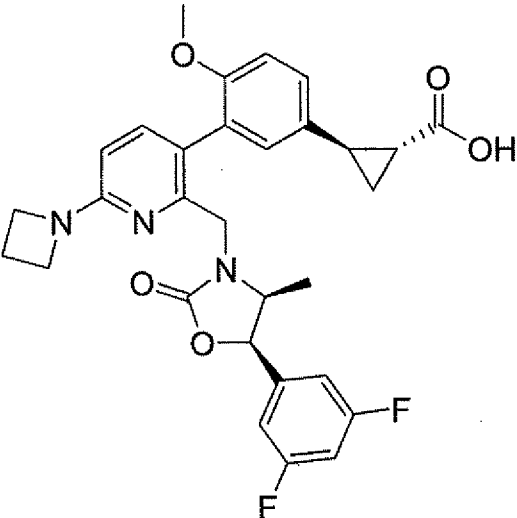
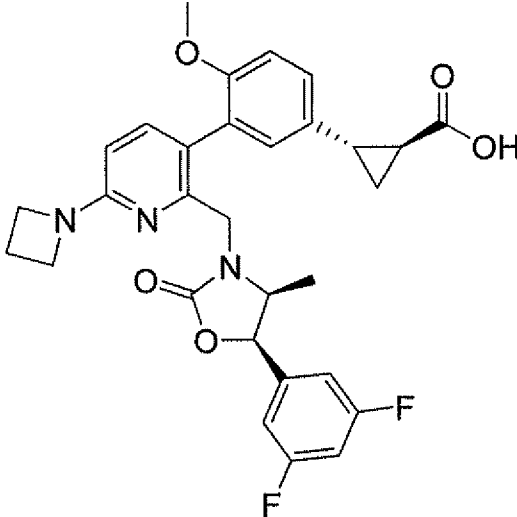
67		686.2
68		664.2
69		670.2

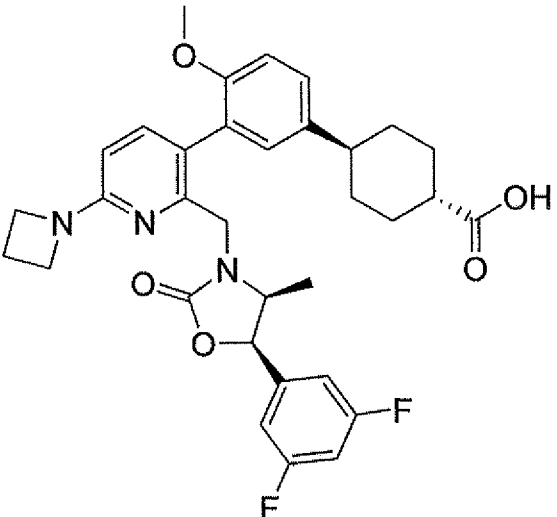
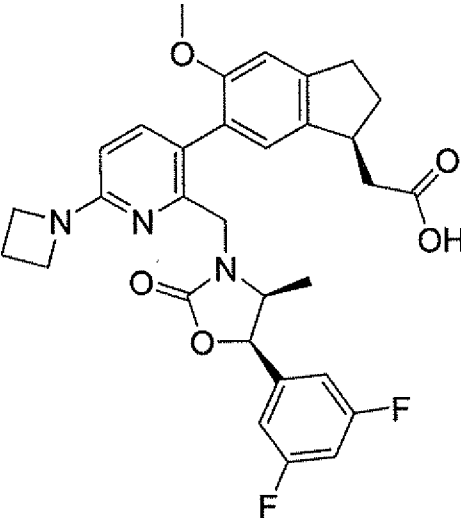
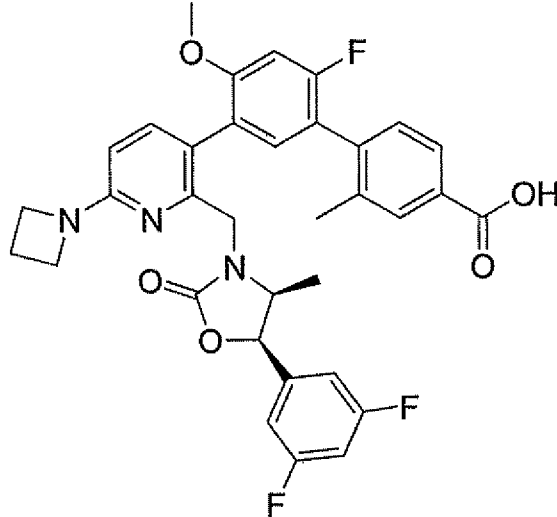
70		730.3, 732.3
71		664.3
72		650.2

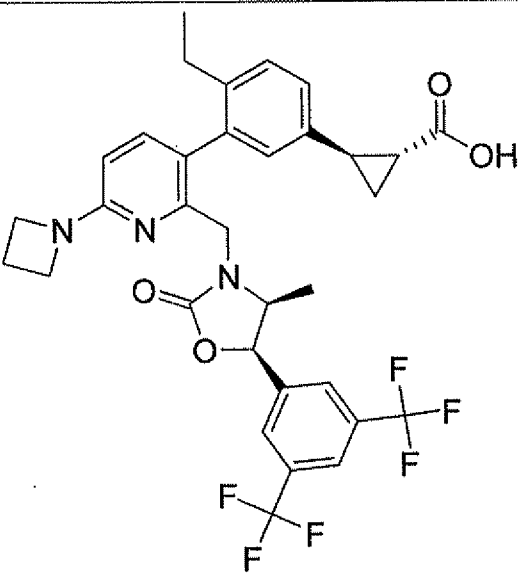
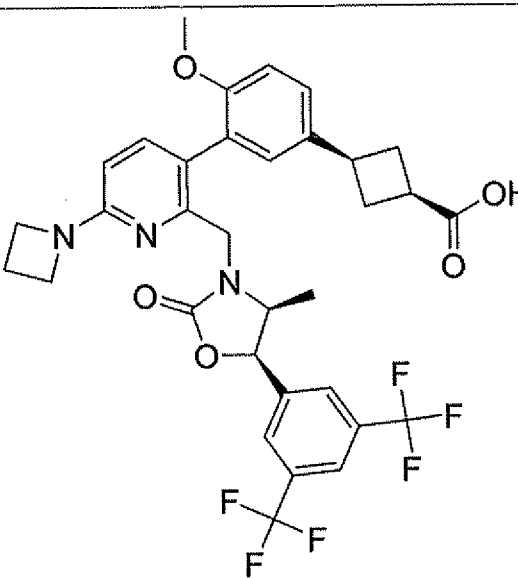
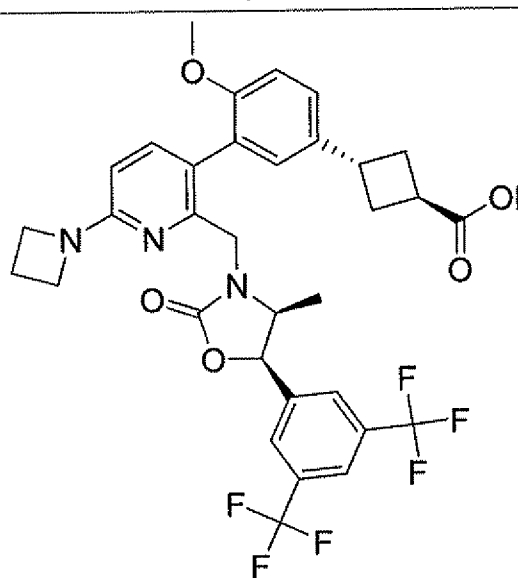
73		692.2
74		642.1
75		650.2

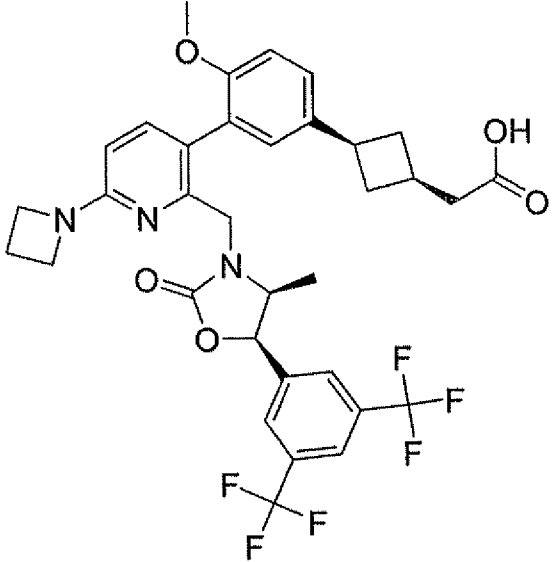
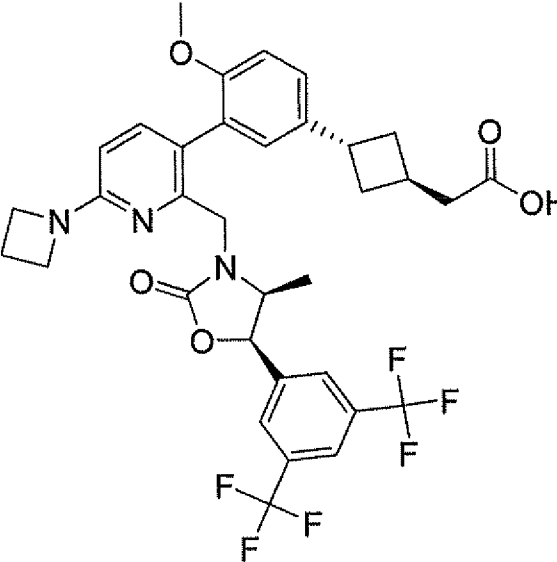
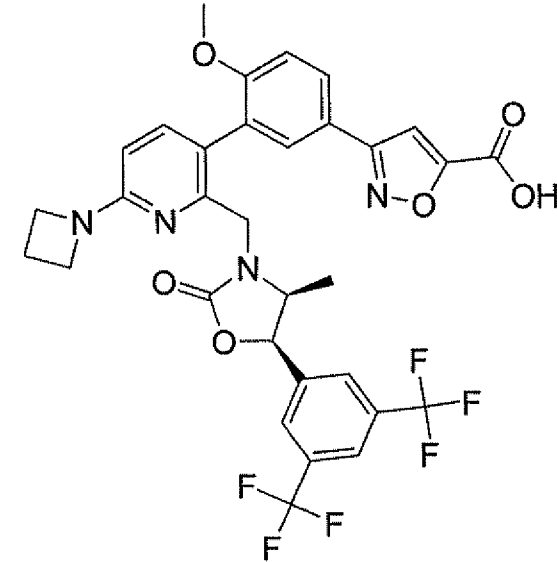
76	 <chem>COc1ccc(cc1Cc2ccn(c2)CN3C4C(C(F)(F)4)OC(=O)N3C)CC(=O)O</chem>	638.2
77	 <chem>CC(C)(C)Cc1ccc(cc1Cc2ccn(c2)CN3C4C(C(F)(F)4)OC(=O)N3C)C(=O)O</chem>	666.2
78	 <chem>COc1ccc2c(c1)Cc3ccn(c3)CN4C5C(C(F)(F)5)OC(=O)N4C2CC(=O)O</chem>	664.2

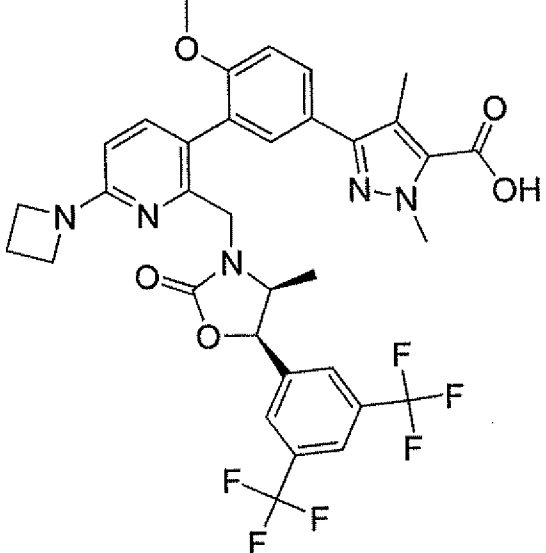
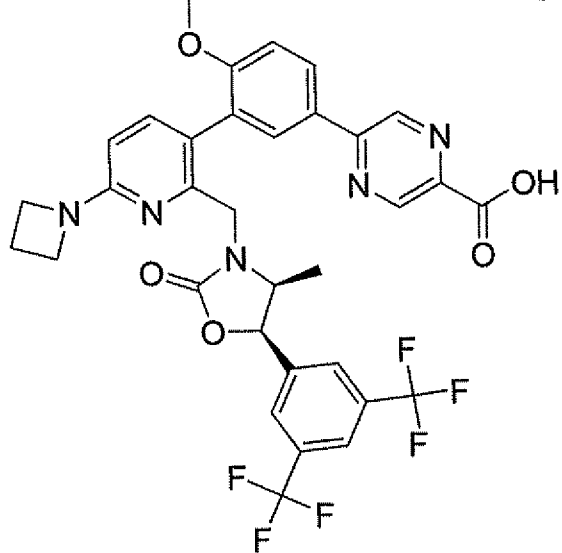
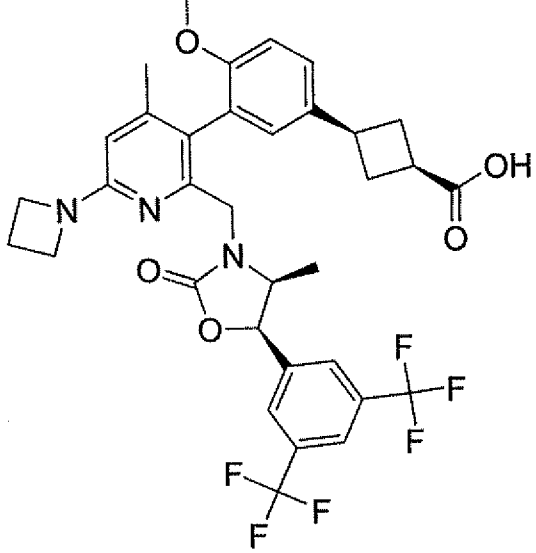
79		656.2
80		624.1
81		592.2

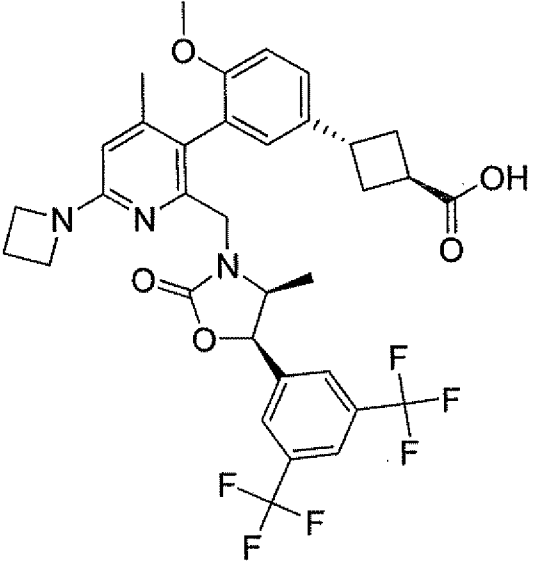
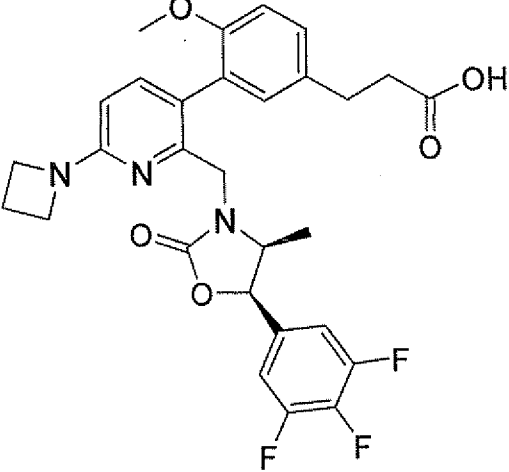
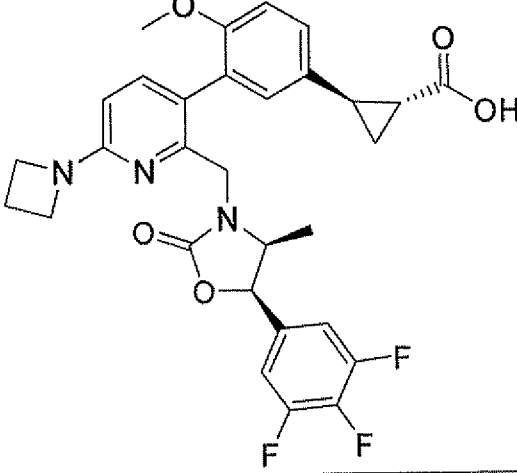
82	 <p>Chemical structure of compound 82: A pyridine ring substituted with a pyrrolidine group at the 3-position and a 4-methoxyphenyl group at the 4-position. The pyridine ring is connected via a methylene group to a 5-membered cyclic carbamate. The carbamate is further substituted with a 2,4-difluorophenyl group and a methyl group. The 4-methoxyphenyl group is connected via a propyl chain to a carboxylic acid group.</p>	538.2
83	 <p>Chemical structure of compound 83: A pyridine ring substituted with a pyrrolidine group at the 3-position and a 4-methoxyphenyl group at the 4-position. The pyridine ring is connected via a methylene group to a 5-membered cyclic carbamate. The carbamate is further substituted with a 2,4-difluorophenyl group and a methyl group. The 4-methoxyphenyl group is connected via a cyclopropyl group to a carboxylic acid group.</p>	550.0
84	 <p>Chemical structure of compound 84: A pyridine ring substituted with a pyrrolidine group at the 3-position and a 4-methoxyphenyl group at the 4-position. The pyridine ring is connected via a methylene group to a 5-membered cyclic carbamate. The carbamate is further substituted with a 2,4-difluorophenyl group and a methyl group. The 4-methoxyphenyl group is connected via a cyclopropyl group to a carboxylic acid group.</p>	550.0

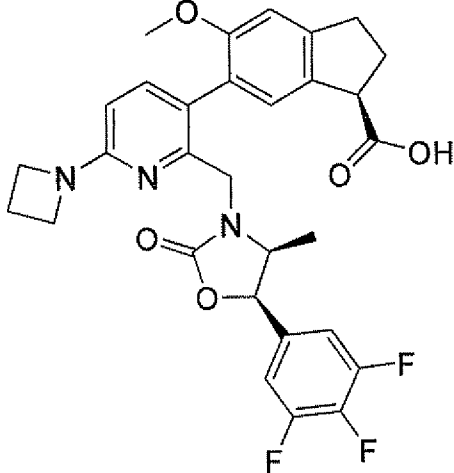
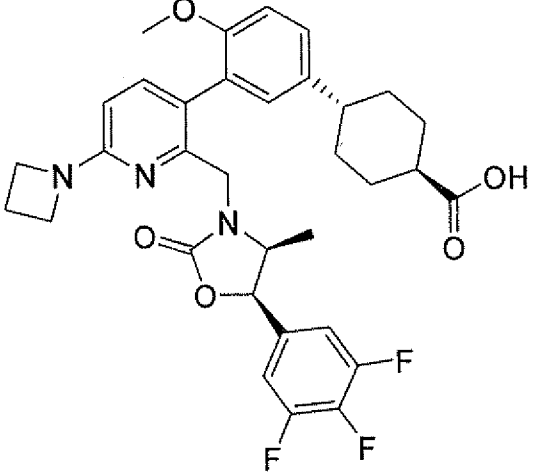
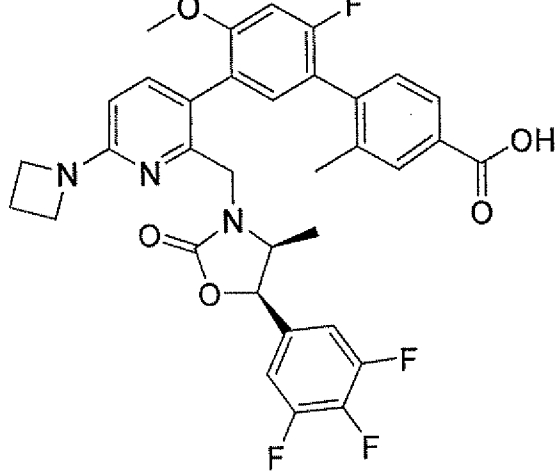
85		592.2
86		564.2
87		618.1

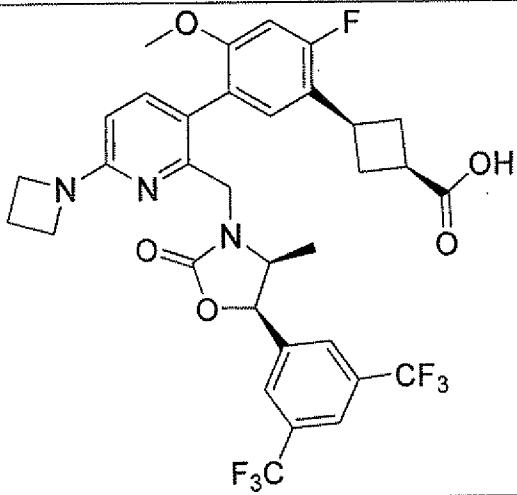
88		648.5
89		664.2
90		664.2

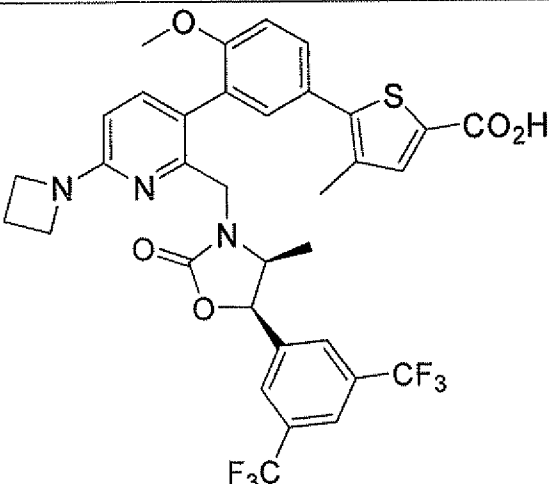
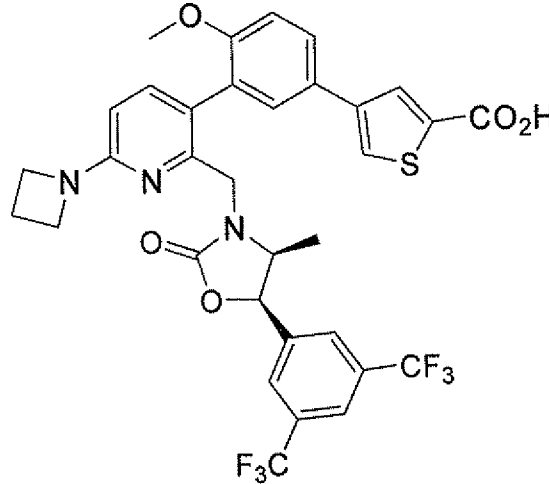
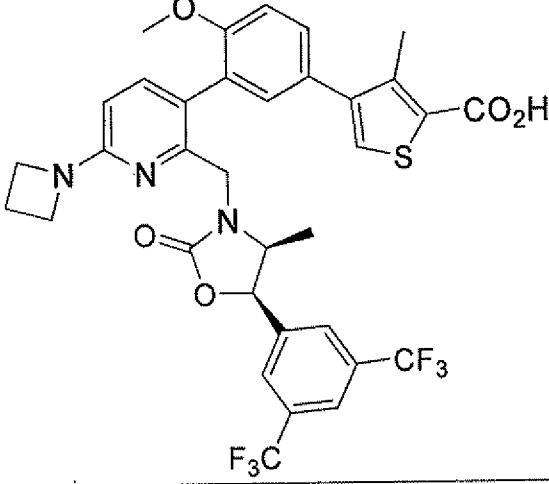
91	 <p>Chemical structure of compound 91: A complex molecule featuring a central pyridine ring substituted with a cyclobutylmethyl group, a 4-methoxyphenyl group, and a 4-(2,2,4,4-tetrafluorophenyl) group. The pyridine ring is also substituted with a 4-(2,2,4,4-tetrafluorophenyl) group. The central pyridine ring is substituted with a cyclobutylmethyl group, a 4-methoxyphenyl group, and a 4-(2,2,4,4-tetrafluorophenyl) group. The pyridine ring is also substituted with a 4-(2,2,4,4-tetrafluorophenyl) group. The central pyridine ring is substituted with a cyclobutylmethyl group, a 4-methoxyphenyl group, and a 4-(2,2,4,4-tetrafluorophenyl) group. The pyridine ring is also substituted with a 4-(2,2,4,4-tetrafluorophenyl) group.</p>	678.3
92	 <p>Chemical structure of compound 92: A complex molecule featuring a central pyridine ring substituted with a cyclobutylmethyl group, a 4-methoxyphenyl group, and a 4-(2,2,4,4-tetrafluorophenyl) group. The pyridine ring is also substituted with a 4-(2,2,4,4-tetrafluorophenyl) group. The central pyridine ring is substituted with a cyclobutylmethyl group, a 4-methoxyphenyl group, and a 4-(2,2,4,4-tetrafluorophenyl) group. The pyridine ring is also substituted with a 4-(2,2,4,4-tetrafluorophenyl) group.</p>	678.3
93	 <p>Chemical structure of compound 93: A complex molecule featuring a central pyridine ring substituted with a cyclobutylmethyl group, a 4-methoxyphenyl group, and a 4-(2,2,4,4-tetrafluorophenyl) group. The pyridine ring is also substituted with a 4-(2,2,4,4-tetrafluorophenyl) group. The central pyridine ring is substituted with a cyclobutylmethyl group, a 4-methoxyphenyl group, and a 4-(2,2,4,4-tetrafluorophenyl) group. The pyridine ring is also substituted with a 4-(2,2,4,4-tetrafluorophenyl) group.</p>	677.2

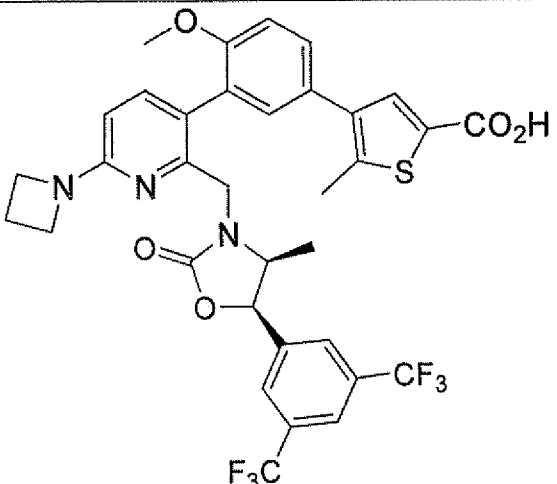
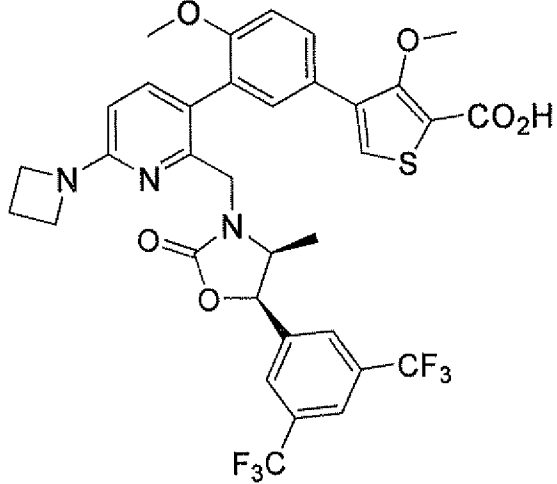
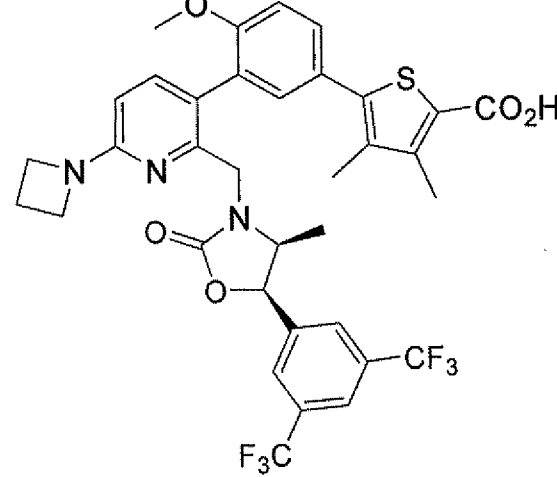
94		704.3
95		688.3
96		678.3

97		678.3
98		556.0
99		368.1

100		582.1
101		610.2
102		636.1

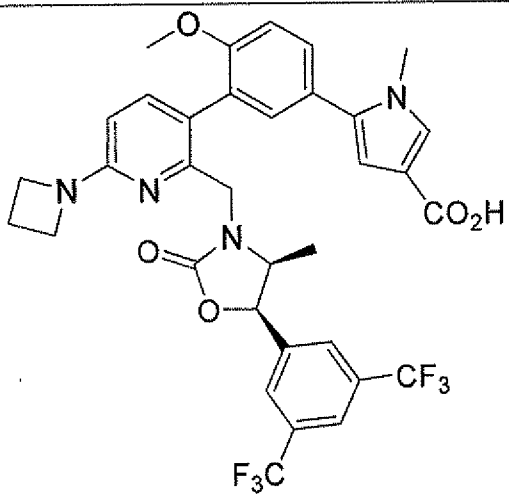
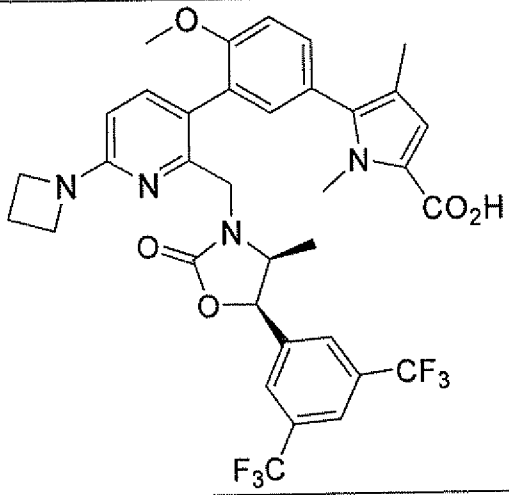
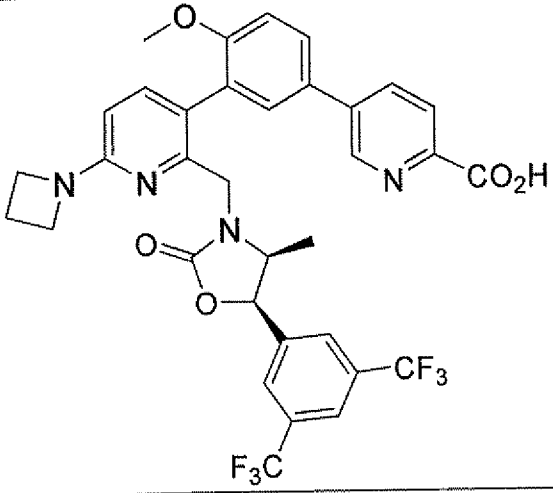
103	 <chem>COc1ccc(F)cc1[C@H](CCCC(=O)O)[C@H]2O[C@@H](C3=CC=C(C(=C3)C(F)(F)F)C(F)(F)F)[C@H](C)[C@@H]2C4=CC=CC(=C4)N5C(=O)O[C@H](C6=CC=C(C(=C6)C(F)(F)F)C(F)(F)F)C(=O)N5C6=CC=CC(=C6)N7C(=O)O[C@H](C8=CC=C(C(=C8)C(F)(F)F)C(F)(F)F)C(=O)N7C8=CC=CC(=C8)N9C(=O)O[C@H](C10=CC=C(C(=C10)C(F)(F)F)C(F)(F)F)C(=O)N9C10=CC=CC(=C10)N11C(=O)O[C@H](C12=CC=C(C(=C12)C(F)(F)F)C(F)(F)F)C(=O)N11C12=CC=CC(=C12)N13C(=O)O[C@H](C14=CC=C(C(=C14)C(F)(F)F)C(F)(F)F)C(=O)N13C14=CC=CC(=C14)N15C(=O)O[C@H](C16=CC=C(C(=C16)C(F)(F)F)C(F)(F)F)C(=O)N15C16=CC=CC(=C16)N17C(=O)O[C@H](C18=CC=C(C(=C18)C(F)(F)F)C(F)(F)F)C(=O)N17C18=CC=CC(=C18)N19C(=O)O[C@H](C20=CC=C(C(=C20)C(F)(F)F)C(F)(F)F)C(=O)N19C20=CC=CC(=C20)N21C(=O)O[C@H](C22=CC=C(C(=C22)C(F)(F)F)C(F)(F)F)C(=O)N21C22=CC=CC(=C22)N23C(=O)O[C@H](C24=CC=C(C(=C24)C(F)(F)F)C(F)(F)F)C(=O)N23C24=CC=CC(=C24)N25C(=O)O[C@H](C26=CC=C(C(=C26)C(F)(F)F)C(F)(F)F)C(=O)N25C26=CC=CC(=C26)N27C(=O)O[C@H](C28=CC=C(C(=C28)C(F)(F)F)C(F)(F)F)C(=O)N27C28=CC=CC(=C28)N29C(=O)O[C@H](C30=CC=C(C(=C30)C(F)(F)F)C(F)(F)F)C(=O)N29C30=CC=CC(=C30)N31C(=O)O[C@H](C32=CC=C(C(=C32)C(F)(F)F)C(F)(F)F)C(=O)N31C32=CC=CC(=C32)N33C(=O)O[C@H](C34=CC=C(C(=C34)C(F)(F)F)C(F)(F)F)C(=O)N33C34=CC=CC(=C34)N35C(=O)O[C@H](C36=CC=C(C(=C36)C(F)(F)F)C(F)(F)F)C(=O)N35C36=CC=CC(=C36)N37C(=O)O[C@H](C38=CC=C(C(=C38)C(F)(F)F)C(F)(F)F)C(=O)N37C38=CC=CC(=C38)N39C(=O)O[C@H](C40=CC=C(C(=C40)C(F)(F)F)C(F)(F)F)C(=O)N39C40=CC=CC(=C40)N41C(=O)O[C@H](C42=CC=C(C(=C42)C(F)(F)F)C(F)(F)F)C(=O)N41C42=CC=CC(=C42)N43C(=O)O[C@H](C44=CC=C(C(=C44)C(F)(F)F)C(F)(F)F)C(=O)N43C44=CC=CC(=C44)N45C(=O)O[C@H](C46=CC=C(C(=C46)C(F)(F)F)C(F)(F)F)C(=O)N45C46=CC=CC(=C46)N47C(=O)O[C@H](C48=CC=C(C(=C48)C(F)(F)F)C(F)(F)F)C(=O)N47C48=CC=CC(=C48)N49C(=O)O[C@H](C50=CC=C(C(=C50)C(F)(F)F)C(F)(F)F)C(=O)N49C50=CC=CC(=C50)N51C(=O)O[C@H](C52=CC=C(C(=C52)C(F)(F)F)C(F)(F)F)C(=O)N51C52=CC=CC(=C52)N53C(=O)O[C@H](C54=CC=C(C(=C54)C(F)(F)F)C(F)(F)F)C(=O)N53C54=CC=CC(=C54)N55C(=O)O[C@H](C56=CC=C(C(=C56)C(F)(F)F)C(F)(F)F)C(=O)N55C56=CC=CC(=C56)N57C(=O)O[C@H](C58=CC=C(C(=C58)C(F)(F)F)C(F)(F)F)C(=O)N57C58=CC=CC(=C58)N59C(=O)O[C@H](C60=CC=C(C(=C60)C(F)(F)F)C(F)(F)F)C(=O)N59C60=CC=CC(=C60)N61C(=O)O[C@H](C62=CC=C(C(=C62)C(F)(F)F)C(F)(F)F)C(=O)N61C62=CC=CC(=C62)N63C(=O)O[C@H](C64=CC=C(C(=C64)C(F)(F)F)C(F)(F)F)C(=O)N63C64=CC=CC(=C64)N65C(=O)O[C@H](C66=CC=C(C(=C66)C(F)(F)F)C(F)(F)F)C(=O)N65C66=CC=CC(=C66)N67C(=O)O[C@H](C68=CC=C(C(=C68)C(F)(F)F)C(F)(F)F)C(=O)N67C68=CC=CC(=C68)N69C(=O)O[C@H](C70=CC=C(C(=C70)C(F)(F)F)C(F)(F)F)C(=O)N69C70=CC=CC(=C70)N71C(=O)O[C@H](C72=CC=C(C(=C72)C(F)(F)F)C(F)(F)F)C(=O)N71C72=CC=CC(=C72)N73C(=O)O[C@H](C74=CC=C(C(=C74)C(F)(F)F)C(F)(F)F)C(=O)N73C74=CC=CC(=C74)N75C(=O)O[C@H](C76=CC=C(C(=C76)C(F)(F)F)C(F)(F)F)C(=O)N75C76=CC=CC(=C76)N77C(=O)O[C@H](C78=CC=C(C(=C78)C(F)(F)F)C(F)(F)F)C(=O)N77C78=CC=CC(=C78)N79C(=O)O[C@H](C80=CC=C(C(=C80)C(F)(F)F)C(F)(F)F)C(=O)N79C80=CC=CC(=C80)N81C(=O)O[C@H](C82=CC=C(C(=C82)C(F)(F)F)C(F)(F)F)C(=O)N81C82=CC=CC(=C82)N83C(=O)O[C@H](C84=CC=C(C(=C84)C(F)(F)F)C(F)(F)F)C(=O)N83C84=CC=CC(=C84)N85C(=O)O[C@H](C86=CC=C(C(=C86)C(F)(F)F)C(F)(F)F)C(=O)N85C86=CC=CC(=C86)N87C(=O)O[C@H](C88=CC=C(C(=C88)C(F)(F)F)C(F)(F)F)C(=O)N87C88=CC=CC(=C88)N89C(=O)O[C@H](C90=CC=C(C(=C90)C(F)(F)F)C(F)(F)F)C(=O)N89C90=CC=CC(=C90)N91C(=O)O[C@H](C92=CC=C(C(=C92)C(F)(F)F)C(F)(F)F)C(=O)N91C92=CC=CC(=C92)N93C(=O)O[C@H](C94=CC=C(C(=C94)C(F)(F)F)C(F)(F)F)C(=O)N93C94=CC=CC(=C94)N95C(=O)O[C@H](C96=CC=C(C(=C96)C(F)(F)F)C(F)(F)F)C(=O)N95C96=CC=CC(=C96)N97C(=O)O[C@H](C98=CC=C(C(=C98)C(F)(F)F)C(F)(F)F)C(=O)N97C98=CC=CC(=C98)N99C(=O)O[C@H](C100=CC=C(C(=C100)C(F)(F)F)C(F)(F)F)C(=O)N99C100=CC=CC(=C100)N101C(=O)O[C@H](C102=CC=C(C(=C102)C(F)(F)F)C(F)(F)F)C(=O)N101C102=CC=CC(=C102)N103C(=O)O[C@H](C104=CC=C(C(=C104)C(F)(F)F)C(F)(F)F)C(=O)N103C104=CC=CC(=C104)N105C(=O)O[C@H](C106=CC=C(C(=C106)C(F)(F)F)C(F)(F)F)C(=O)N105C106=CC=CC(=C106)N107C(=O)O[C@H](C108=CC=C(C(=C108)C(F)(F)F)C(F)(F)F)C(=O)N107C108=CC=CC(=C108)N109C(=O)O[C@H](C110=CC=C(C(=C110)C(F)(F)F)C(F)(F)F)C(=O)N109C110=CC=CC(=C110)N111C(=O)O[C@H](C112=CC=C(C(=C112)C(F)(F)F)C(F)(F)F)C(=O)N111C112=CC=CC(=C112)N113C(=O)O[C@H](C114=CC=C(C(=C114)C(F)(F)F)C(F)(F)F)C(=O)N113C114=CC=CC(=C114)N115C(=O)O[C@H](C116=CC=C(C(=C116)C(F)(F)F)C(F)(F)F)C(=O)N115C116=CC=CC(=C116)N117C(=O)O[C@H](C118=CC=C(C(=C118)C(F)(F)F)C(F)(F)F)C(=O)N117C118=CC=CC(=C118)N119C(=O)O[C@H](C120=CC=C(C(=C120)C(F)(F)F)C(F)(F)F)C(=O)N119C120=CC=CC(=C120)N121C(=O)O[C@H](C122=CC=C(C(=C122)C(F)(F)F)C(F)(F)F)C(=O)N121C122=CC=CC(=C122)N123C(=O)O[C@H](C124=CC=C(C(=C124)C(F)(F)F)C(F)(F)F)C(=O)N123C124=CC=CC(=C124)N125C(=O)O[C@H](C126=CC=C(C(=C126)C(F)(F)F)C(F)(F)F)C(=O)N125C126=CC=CC(=C126)N127C(=O)O[C@H](C128=CC=C(C(=C128)C(F)(F)F)C(F)(F)F)C(=O)N127C128=CC=CC(=C128)N129C(=O)O[C@H](C130=CC=C(C(=C130)C(F)(F)F)C(F)(F)F)C(=O)N129C130=CC=CC(=C130)N131C(=O)O[C@H](C132=CC=C(C(=C132)C(F)(F)F)C(F)(F)F)C(=O)N131C132=CC=CC(=C132)N133C(=O)O[C@H](C134=CC=C(C(=C134)C(F)(F)F)C(F)(F)F)C(=O)N133C134=CC=CC(=C134)N135C(=O)O[C@H](C136=CC=C(C(=C136)C(F)(F)F)C(F)(F)F)C(=O)N135C136=CC=CC(=C136)N137C(=O)O[C@H](C138=CC=C(C(=C138)C(F)(F)F)C(F)(F)F)C(=O)N137C138=CC=CC(=C138)N139C(=O)O[C@H](C140=CC=C(C(=C140)C(F)(F)F)C(F)(F)F)C(=O)N139C140=CC=CC(=C140)N141C(=O)O[C@H](C142=CC=C(C(=C142)C(F)(F)F)C(F)(F)F)C(=O)N141C142=CC=CC(=C142)N143C(=O)O[C@H](C144=CC=C(C(=C144)C(F)(F)F)C(F)(F)F)C(=O)N143C144=CC=CC(=C144)N145C(=O)O[C@H](C146=CC=C(C(=C146)C(F)(F)F)C(F)(F)F)C(=O)N145C146=CC=CC(=C146)N147C(=O)O[C@H](C148=CC=C(C(=C148)C(F)(F)F)C(F)(F)F)C(=O)N147C148=CC=CC(=C148)N149C(=O)O[C@H](C150=CC=C(C(=C150)C(F)(F)F)C(F)(F)F)C(=O)N149C150=CC=CC(=C150)N151C(=O)O[C@H](C152=CC=C(C(=C152)C(F)(F)F)C(F)(F)F)C(=O)N151C152=CC=CC(=C152)N153C(=O)O[C@H](C154=CC=C(C(=C154)C(F)(F)F)C(F)(F)F)C(=O)N153C154=CC=CC(=C154)N155C(=O)O[C@H](C156=CC=C(C(=C156)C(F)(F)F)C(F)(F)F)C(=O)N155C156=CC=CC(=C156)N157C(=O)O[C@H](C158=CC=C(C(=C158)C(F)(F)F)C(F)(F)F)C(=O)N157C158=CC=CC(=C158)N159C(=O)O[C@H](C160=CC=C(C(=C160)C(F)(F)F)C(F)(F)F)C(=O)N159C160=CC=CC(=C160)N161C(=O)O[C@H](C162=CC=C(C(=C162)C(F)(F)F)C(F)(F)F)C(=O)N161C162=CC=CC(=C162)N163C(=O)O[C@H](C164=CC=C(C(=C164)C(F)(F)F)C(F)(F)F)C(=O)N163C164=CC=CC(=C164)N165C(=O)O[C@H](C166=CC=C(C(=C166)C(F)(F)F)C(F)(F)F)C(=O)N165C166=CC=CC(=C166)N167C(=O)O[C@H](C168=CC=C(C(=C168)C(F)(F)F)C(F)(F)F)C(=O)N167C168=CC=CC(=C168)N169C(=O)O[C@H](C170=CC=C(C(=C170)C(F)(F)F)C(F)(F)F)C(=O)N169C170=CC=CC(=C170)N171C(=O)O[C@H](C172=CC=C(C(=C172)C(F)(F)F)C(F)(F)F)C(=O)N171C172=CC=CC(=C172)N173C(=O)O[C@H](C174=CC=C(C(=C174)C(F)(F)F)C(F)(F)F)C(=O)N173C174=CC=CC(=C174)N175C(=O)O[C@H](C176=CC=C(C(=C176)C(F)(F)F)C(F)(F)F)C(=O)N175C176=CC=CC(=C176)N177C(=O)O[C@H](C178=CC=C(C(=C178)C(F)(F)F)C(F)(F)F)C(=O)N177C178=CC=CC(=C178)N179C(=O)O[C@H](C180=CC=C(C(=C180)C(F)(F)F)C(F)(F)F)C(=O)N179C180=CC=CC(=C180)N181C(=O)O[C@H](C182=CC=C(C(=C182)C(F)(F)F)C(F)(F)F)C(=O)N181C182=CC=CC(=C182)N183C(=O)O[C@H](C184=CC=C(C(=C184)C(F)(F)F)C(F)(F)F)C(=O)N183C184=CC=CC(=C184)N185C(=O)O[C@H](C186=CC=C(C(=C186)C(F)(F)F)C(F)(F)F)C(=O)N185C186=CC=CC(=C186)N187C(=O)O[C@H](C188=CC=C(C(=C188)C(F)(F)F)C(F)(F)F)C(=O)N187C188=CC=CC(=C188)N189C(=O)O[C@H](C190=CC=C(C(=C190)C(F)(F)F)C(F)(F)F)C(=O)N189C190=CC=CC(=C190)N191C(=O)O[C@H](C192=CC=C(C(=C192)C(F)(F)F)C(F)(F)F)C(=O)N191C192=CC=CC(=C192)N193C(=O)O[C@H](C194=CC=C(C(=C194)C(F)(F)F)C(F)(F)F)C(=O)N193C194=CC=CC(=C194)N195C(=O)O[C@H](C196=CC=C(C(=C196)C(F)(F)F)C(F)(F)F)C(=O)N195C196=CC=CC(=C196)N197C(=O)O[C@H](C198=CC=C(C(=C198)C(F)(F)F)C(F)(F)F)C(=O)N197C198=CC=CC(=C198)N199C(=O)O[C@H](C200=CC=C(C(=C200)C(F)(F)F)C(F)(F)F)C(=O)N199C200=CC=CC(=C200)N201C(=O)O[C@H](C202=CC=C(C(=C202)C(F)(F)F)C(F)(F)F)C(=O)N201C202=CC=CC(=C202)N203C(=O)O[C@H](C204=CC=C(C(=C204)C(F)(F)F)C(F)(F)F)C(=O)N203C204=CC=CC(=C204)N205C(=O)O[C@H](C206=CC=C(C(=C206)C(F)(F)F)C(F)(F)F)C(=O)N205C206=CC=CC(=C206)N207C(=O)O[C@H](C208=CC=C(C(=C208)C(F)(F)F)C(F)(F)F)C(=O)N207C208=CC=CC(=C208)N209C(=O)O[C@H](C210=CC=C(C(=C210)C(F)(F)F)C(F)(F)F)C(=O)N209C210=CC=CC(=C210)N211C(=O)O[C@H](C212=CC=C(C(=C212)C(F)(F)F)C(F)(F)F)C(=O)N211C212=CC=CC(=C212)N213C(=O)O[C@H](C214=CC=C(C(=C214)C(F)(F)F)C(F)(F)F)C(=O)N213C214=CC=CC(=C214)N215C(=O)O[C@H](C216=CC=C(C(=C216)C(F)(F)F)C(F)(F)F)C(=O)N215C216=CC=CC(=C216)N217C(=O)O[C@H](C218=CC=C(C(=C218)C(F)(F)F)C(F)(F)F)C(=O)N217C218=CC=CC(=C218)N219C(=O)O[C@H](C220=CC=C(C(=C220)C(F)(F)F)C(F)(F)F)C(=O)N219C220=CC=CC(=C220)N221C(=O)O[C@H](C222=CC=C(C(=C222)C(F)(F)F)C(F)(F)F)C(=O)N221C222=CC=CC(=C222)N223C(=O)O[C@H](C224=CC=C(C(=C224)C(F)(F)F)C(F)(F)F)C(=O)N223C224=CC=CC(=C224)N225C(=O)O[C@H](C226=CC=C(C(=C226)C(F)(F)F)C(F)(F)F)C(=O)N225C226=CC=CC(=C226)N227C(=O)O[C@H](C228=CC=C(C(=C228)C(F)(F)F)C(F)(F)F)C(=O)N227C228=CC=CC(=C228)N229C(=O)O[C@H](C230=CC=C(C(=C230)C(F)(F)F)C(F)(F)F)C(=O)N229C230=CC=CC(=C230)N231C(=O)O[C@H](C232=CC=C(C(=C232)C(F)(F)F)C(F)(F)F)C(=O)N231C232=CC=CC(=C232)N233C(=O)O[C@H](C234=CC=C(C(=C234)C(F)(F)F)C(F)(F)F)C(=O)N233C234=CC=CC(=C234)N235C(=O)O[C@H](C236=CC=C(C(=C236)C(F)(F)F)C(F)(F)F)C(=O)N235C236=CC=CC(=C236)N237C(=O)O[C@H](C238=CC=C(C(=C238)C(F)(F)F)C(F)(F)F)C(=O)N237C238=CC=CC(=C238)N239C(=O)O[C@H](C240=CC=C(C(=C240)C(F)(F)F)C(F)(F)F)C(=O)N239C240=CC=CC(=C240)N241C(=O)O[C@H](C242=CC=C(C(=C242)C(F)(F)F)C(F)(F)F)C(=O)N241C242=CC=CC(=C242)N243C(=O)O[C@H](C244=CC=C(C(=C244)C(F)(F)F)C(F)(F)F)C(=O)N243C244=CC=CC(=C244)N245C(=O)O[C@H](C246=CC=C(C(=C246)C(F)(F)F)C(F)(F)F)C(=O)N245C246=CC=CC(=C246)N247C(=O)O[C@H](C248=CC=C(C(=C248)C(F)(F)F)C(F)(F)F)C(=O)N247C248=CC=CC(=C248)N249C(=O)O[C@H](C250=CC=C(C(=C250)C(F)(F)F)C(F)(F)F)C(=O)N249C250=CC=CC(=C250)N251C(=O)O[C@H](C252=CC=C(C(=C252)C(F)(F)F)C(F)(F)F)C(=O)N251C252=CC=CC(=C252)N253C(=O)O[C@H](C254=CC=C(C(=C254)C(F)(F)F)C(F)(F)F)C(=O)N253C254=CC=CC(=C254)N255C(=O)O[C@H](C256=CC=C(C(=C256)C(F)(F)F)C(F)(F)F)C(=O)N255C256=CC=CC(=C256)N257C(=O)O[C@H](C258=CC=C(C(=C258)C(F)(F)F)C(F)(F)F)C(=O)N257C258=CC=CC(=C258)N259C(=O)O[C@H](C260=CC=C(C(=C260)C(F)(F)F)C(F)(F)F)C(=O)N259C260=CC=CC(=C260)N261C(=O)O[C@H](C262=CC=C(C(=C262)C(F)(F)F)C(F)(F)F)C(=O)N261C262=CC=CC(=C262)N263C(=O)O[C@H](C264=CC=C(C(=C264)C(F)(F)F)C(F)(F)F)C(=O)N263C264=CC=CC(=C264)N265C(=O)O[C@H](C266=CC=C(C(=C266)C(F)(F)F)C(F)(F)F)C(=O)N265C266=CC=CC(=C266)N267C(=O)O[C@H](C268=CC=C(C(=C268)C(F)(F)F)C(F)(F)F)C(=O)N267C268=CC=CC(=C268)N269C(=O)O[C@H](C270=CC=C(C(=C270)C(F)(F)F)C(F)(F)F)C(=O)N269C270=CC=CC(=C270)N271C(=O)O[C@H](C272=CC=C(C(=C272)C(F)(F)F)C(F)(F)F)C(=O)N271C272=CC=CC(=C272)N273C(=O)O[C@H](C274=CC=C(C(=C274)C(F)(F)F)C(F)(F)F)C(=O)N273C274=CC=CC(=C274)N275C(=O)O[C@H](C276=CC=C(C(=C276)C(F)(F)F)C(F)(F)F)C(=O)N275C276=CC=CC(=C276)N277C(=O)O[C@H](C278=CC=C(C(=C278)C(F)(F)F)C(F)(F)F)C(=O)N277C278=CC=CC(=C278)N279C(=O)O[C@H](C280=CC=C(C(=C280)C(F)(F)F)C(F)(F)F)C(=O)N279C280=CC=CC(=C280)N281C(=O)O[C@H](C282=CC=C(C(=C282)C(F)(F)F)C(F)(F)F)C(=O)N281C282=CC=CC(=C282)N283C(=O)O[C@H](C284=CC=C(C(=C284)C(F)(F)F)C(F)(F)F)C(=O)N283C284=CC=CC(=C284)N285C(=O)O[C@H](C286=CC=C(C(=C286)C(F)(F)F)C(F)(F)F)C(=O)N285C286=CC=CC(=C286)N287C(=O)O[C@H](C288=CC=C(C(=C288)C(F)(F)F)C(F)(F)F)C(=O)N287C288=CC=CC(=C288)N289C(=O)O[C@H](C290=CC=C(C(=C290)C(F)(F)F)C(F)(F)F)C(=O)N289C290=CC=CC(=C290)N291C(=O)O[C@H](C292=CC=C(C(=C292)C(F)(F)F)C(F)(F)F)C(=O)N291C292=CC=CC(=C292)N293C(=O)O[C@H](C294=CC=C(C(=C294)C(F)(F)F)C(F)(F)F)C(=O)N293C294=CC=CC(=C294)N295C(=O)O[C@H](C296=CC=C(C(=C296)C(F)(F)F)C(F)(F)F)C(=O)N295C296=CC=CC(=C296)N297C(=O)O[C@H](C298=CC=C(C(=C298)C(F)(F)F)C(F)(F)F)C(=O)N297C298=CC=CC(=C298)N299C(=O)O[C@H](C300=CC=C(C(=C300)C(F)(F)F)C(F)(F)F)C(=O)N299C300=CC=CC(=C300)N301C(=O)O[C@H](C302=CC=C(C(=C302)C(F)(F)F)C(F)(F)F)C(=O)N301C302=CC=CC(=C302)N303C(=O)O[C@H](C304=CC=C(C(=C304)C(F)(F)F)C(F)(F)F)C(=O)N303C304=CC=CC(=C304)N305C(=O)O[C@H](C306=CC=C(C(=C306)C(F)(F)F)C(F)(F)F)C(=O)N305C306=CC=CC(=C306)N307C(=O)O[C@H](C308=CC=C(C(=C308)C(F)(F)F)C(F)(F)F)C(=O)N307C308=CC=CC(=C308)N309C(=O)O[C@H](C310=CC=C(C(=C310)C(F)(F)F)C(F)(F)F)C(=O)N309C310=CC=CC(=C310)N311C(=O)O[C@H](C312=CC=C(C(=C312)C(F)(F)F)C(F)(F)F)C(=O)N311C312=CC=CC(=C312)N313C(=O)O[C@H](C314=CC=C(C(=C314)C(F)(F)F)C(F)(F)F)C(=O)N313C314=CC=CC(=C314)N315C(=O)O[C@H](C316=CC=C(C(=C316)C(F)(F)F)C(F)(F)F)C(=O)N315C316=CC=CC(=C316)N317C(=O)O[C@H](C318=CC=C(C(=C318)C(F)(F)F)C(F)(F)F)C(=O)N317C318=CC=CC(=C318)N319C(=O)O[C@H](C320=CC=C(C(=C320)C(F)(F)F)C(F)(F)F)C(=O)N319C320=CC=CC(=C320)N321C(=O)O[C@H](C322=CC=C(C(=C322)C(F)(F)F)C(F)(F)F)C(=O)N321C322=CC=CC(=C322)N323C(=O)O[C@H](C324=CC=C(C(=C324)C(F)(F)F)C(F)(F)F)C(=O)N323C324=CC=CC(=C324)N325C(=O)O[C@H](C326=CC=C(C(=C326)C(F)(F)F)C(F)(F)F)C(=O)N325C326=CC=CC(=C326)N327C(=O)O[C@H](C328=CC=C(C(=C328)C(F)(F)F)C(F)(F)F)C(=O)N327C328=CC=CC(=C328)N329C(=O)O[C@H](C330=CC=C(C(=C330)C(F)(F)F)C(F)(F)F)C(=O)N329C330=CC=CC(=C330)N331C(=O)O[C@H](C332=CC=C(C(=C332)C(F)(F)F)C(F)(F)F)C(=O)N331C332=CC=CC(=C332)N333C(=O)O[C@H](C334=CC=C(C(=C334)C(F)(F)F)C(F)(F)F)C(=O)N333C334=CC=CC(=C334)N335C(=O)O[C@H](C336=CC=C(C(=C336)C(F)(F)F)C(F)(F)F)C(=O)N335C336=CC=CC(=C336)N337C(=O)O[C@H](C338=CC=C(C(=C338)C(F)(F)F)C(F)(F)F)C(=O)N337C338=CC=CC(=C338)N339C(=O)O[C@H](C340=CC=C(C(=C340)C(F)(F)F)C(F)(F)F)C(=O)N339C340=CC=CC(=C340)N341C(=O)O[C@H](C342=CC=C(C(=C342)C(F)(F)F)C(F)(F)F)C(=O)N341C342=CC=CC(=C342)N343C(=O)O[C@H](C344=CC=C(C(=C344)C(F)(F)F)C(F)(F)F)C(=O)N343C344=CC=CC(=C344)N345C(=O)O[C@H](C346=CC=C(C(=C346)C(F)(F)F)C(F)(F)F)C(=O)N345C346=CC=CC(=C346)N347C(=O)O[C@H](C348=CC=C(C(=C348)C(F)(F)F)C(F)(F)F)C(=O)N347C348=CC=CC(=C348)N349C(=O)O[C@H](C350=CC=C(C(=C350)C(F)(F)F)C(F)(F)F)C(=O)N349C350=CC=CC(=C350)N351C(=O)O[C@H](C352=CC=C(C(=C352)C(F)(F)F)C(F)(F)F)C(=O)N351C352=CC=CC(=C352)N353C(=O)O[C@H](C354=CC=C(C(=C354)C(F)(F)F)C(F)(F)F)C(=O)N353C354=CC=CC(=C354)N355C(=O)O[C@H](C356=CC=C(C(=C356)C(F)(F)F)C(F)(F)F)C(=O)N355C356=CC=CC(=C356)N357C(=O)O[C@H](C358=CC=C(C(=C358)C(F)(F)F)C(F)(F)F)C(=O)N357C358=CC=CC(=C358)N359C(=O)O[C@H](C360=CC=C(C(=C360)C(F)(F)F)C(F)(F)F)C(=O)N359C360=CC=CC(=C360)N361C(=O)O[C@H](C362=CC=C(C(=C362)C(F)(F)F)C(F)(F)F)C(=O)N361C362=CC=CC(=C362)N363C(=O)O[C@H](C364=CC=C(C(=C364)C(F)(F)F)C(F)(F)F)C(=O)N363C364=CC=CC(=C364)N365C(=O)O[C@H](C366=CC=C(C(=C366)C(F)(F)F)C(F)(F)F)C(=O)N365C366=CC=CC(=C366)N367C(=O)O[C@H](C368=CC=C(C(=C368)C(F)(F)F)C(F)(F)F)C(=O)N367C368=CC=CC(=C368)N369C(=O)O[C@H](C370=CC=C(C(=C370)C(F)(F)F)C(F)(F)F)C(=O)N369C370=CC=CC(=C370)N371C(=O)O[C@H](C372=CC=C(C(=C372)C(F)(F)F)C(F)(</chem>
-----	--

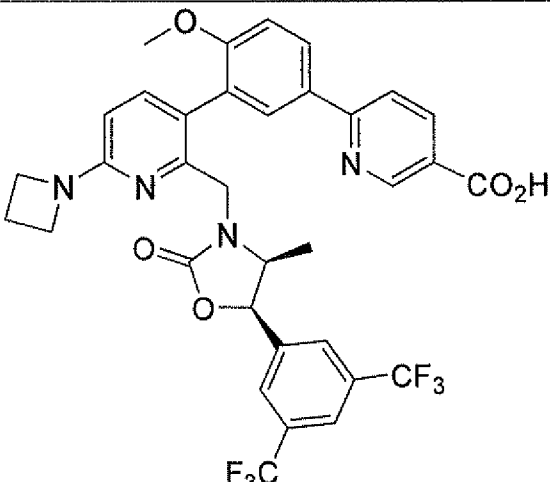
106		706.3
107		692.2
108		706.3

109	 <chem>COc1ccc(cc1Cc2cc3cc(C(=O)O)sc3cc2C[C@H](C)[C@@H](c4ccc(C(F)(F)F)cc4)OC(=O)N5CCNCC5)c6cc(C(F)(F)F)cc(F)(F)F6</chem>	706.3
110	 <chem>COc1ccc(cc1Cc2cc3cc(C(=O)O)sc3cc2C[C@H](C)[C@@H](c4ccc(C(F)(F)F)cc4)OC(=O)N5CCNCC5)c6cc(C(F)(F)F)cc(F)(F)F6</chem>	722.3
111	 <chem>COc1ccc(cc1Cc2cc3cc(C(=O)O)sc3cc2C[C@H](C)[C@@H](c4ccc(C(F)(F)F)cc4)OC(=O)N5CCNCC5)c6cc(C(F)(F)F)cc(F)(F)F6</chem>	720.3

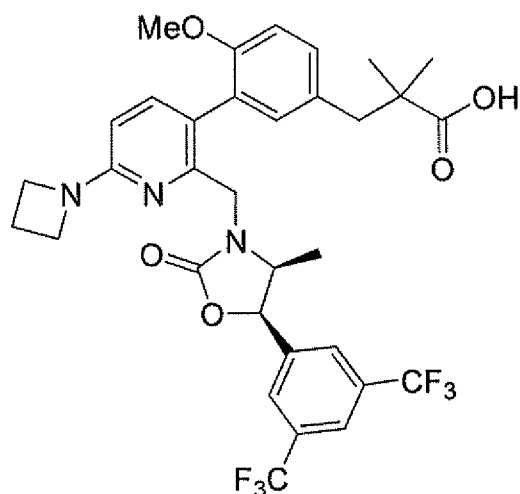
112		676.2
113		676.2
114		693.3

115		693.1
116		707.3
117		690.3

118		689.3
119		703.3
120		687.3

121		687.4
-----	--	-------

EXAMPLE 122



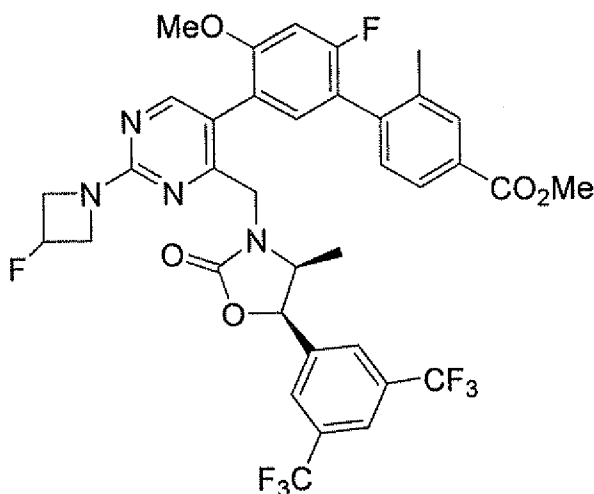
5

3-{3-[6-Azetidin-1-yl-2-((4S,5R)-5-[3,5-bis(trifluoromethyl)phenyl]-4-methyl-2-oxo-1,3-oxazolidin-3-yl)methyl)pyridin-3-yl]-4-methoxyphenyl}-2,2-dimethylpropanoic acid

Tert-butyl 3-{3-[6-azetidin-1-yl-2-((4S,5R)-5-[3,5-bis(trifluoromethyl)phenyl]-4-methyl-2-oxo-1,3-oxazolidin-3-yl)methyl)pyridin-3-yl]-4-methoxyphenyl}-2,2-dimethylpropanoate (48 mg, 0.067 mmol) was dissolved in dichloromethane (1 mL). TFA (0.1 mL, 1.298 mmol) was added and the reaction was stirred at room temperature for 4 hours. The reaction was then concentrated and the residue was dissolved in methanol (1 mL). 4M KOH (0.333 mL, 1.330 mmol) was added, and the reaction was stirred for 10 min. at room temperature. Next, acetic acid (0.076 mL, 1.330 mmol) was added. The reaction was diluted with ethyl acetate (10 mL), washed with water (2 x 8 mL) and brine (8 mL), dried over sodium sulfate, filtered, and concentrated. The residue was purified by PTLC (50% ethyl acetate/hexanes) to afford 3-{3-[6-azetidin-1-yl-2-((4S,5R)-5-[3,5-bis(trifluoromethyl)phenyl]-4-methyl-2-oxo-1,3-oxazolidin-3-yl)methyl)pyridin-3-yl]-4-

methoxyphenyl}-2,2-dimethylpropanoic acid. LCMS = 666.2 (M+H)⁺. ¹H NMR (CDCl₃, 500 MHz) δ 7.85 (s, 1H), 7.74 (s, 2H), 7.29 (d, *J* = 7.6 Hz, 1H), 7.12 (dd, *J* = 8.3, 2.2 Hz, 1H), 7.10-6.90 (m, 1H), 6.85 (d, *J* = 8.5 Hz, 1H), 6.25 (d, *J* = 8.2 Hz, 1H), 5.80-5.55 (m, 1H), 4.76 (m, 2H), 4.20-3.80 (m, 5H), 3.73 (s, 3H), 2.82 (m, 2H), 2.42 (bs, 2H), 1.35-1.15 (m, 6H), 0.75-0.58 (m, 3H).

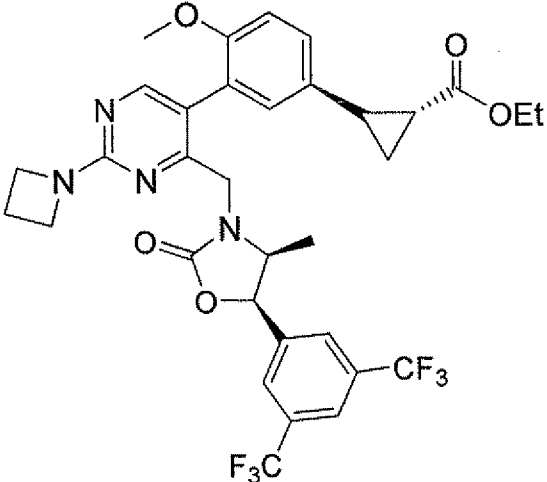
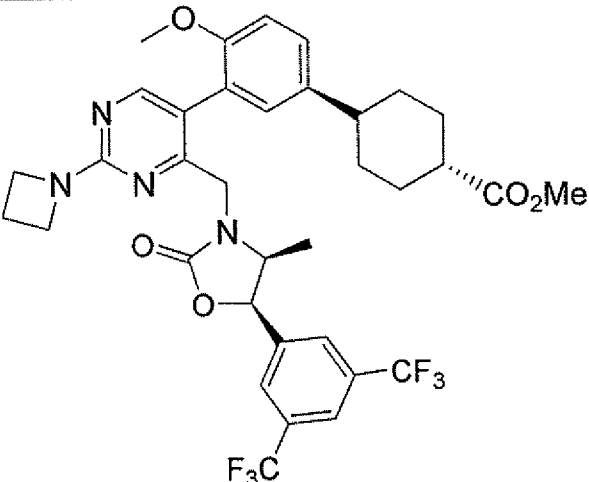
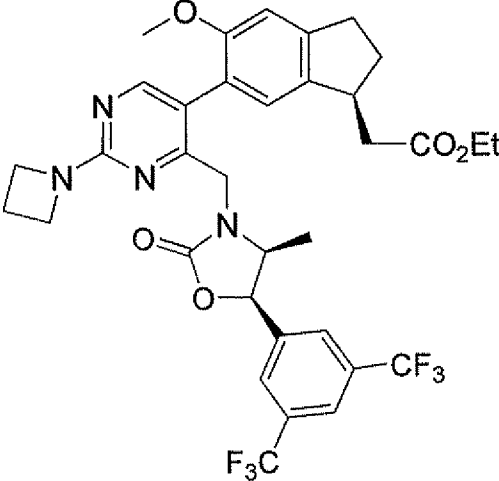
EXAMPLE 123

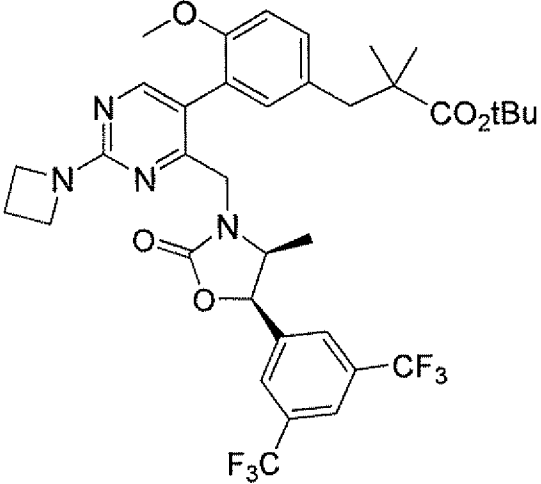
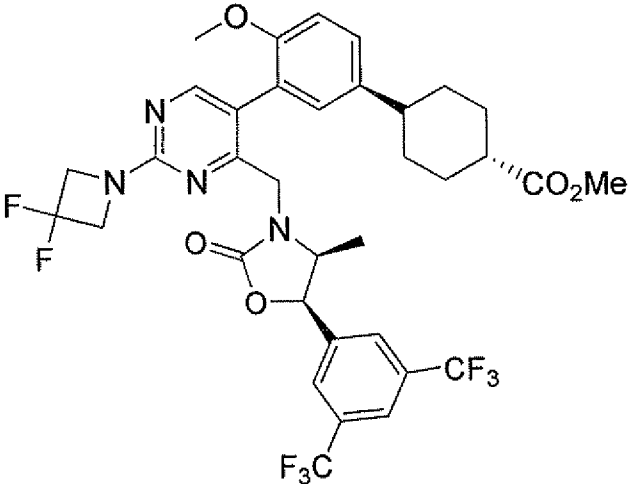
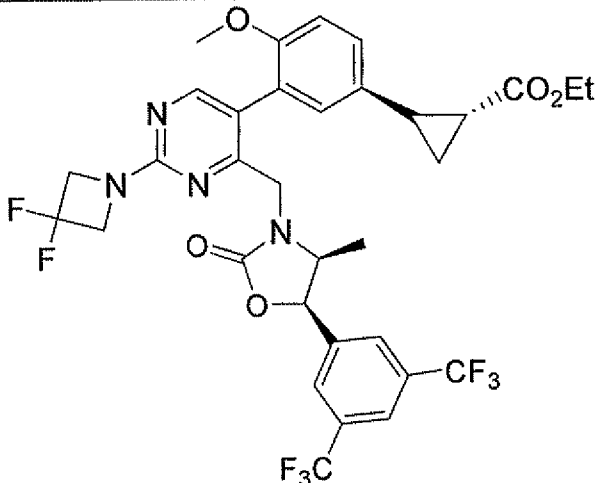


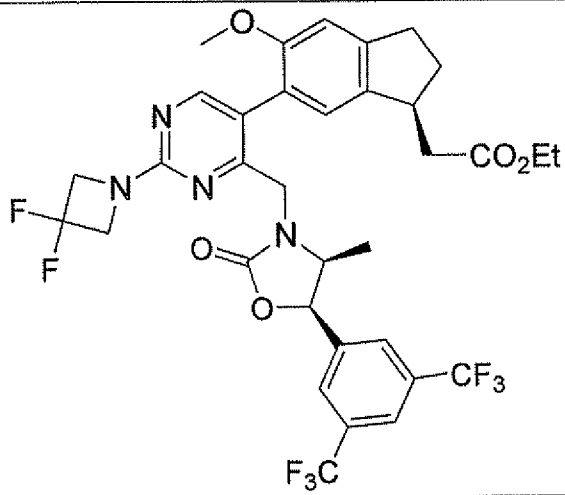
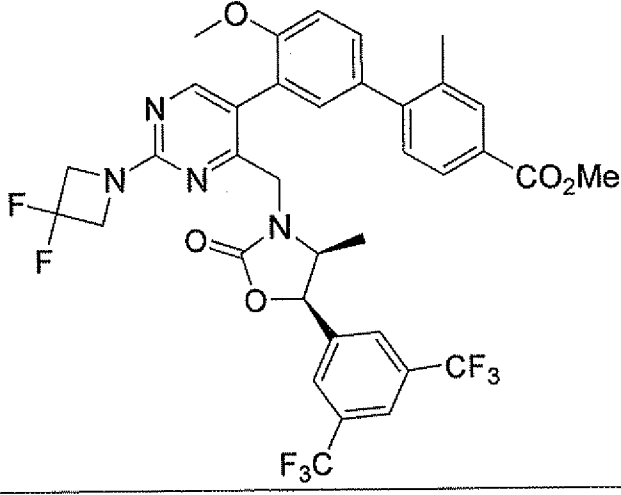
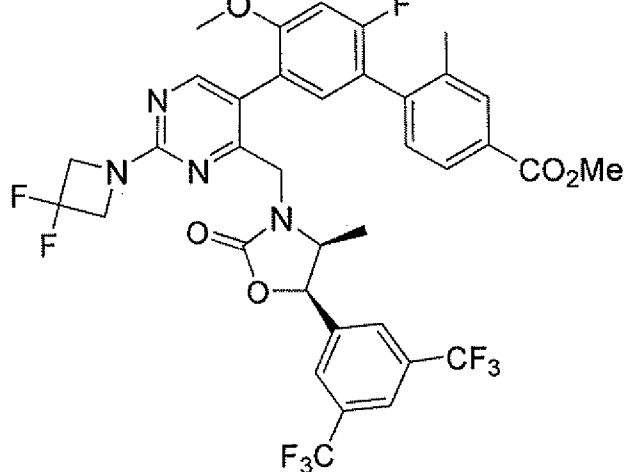
10 Methyl 5'-[4-({(4S,5R)-5-[3,5-bis(trifluoromethyl)phenyl]-4-methyl-2-oxo-1,3-oxazolidin-3-yl)methyl}-2-(3-fluoroazetidin-1-yl)pyrimidin-5-yl]-2'-fluoro-4'-methoxy-2-methylbiphenyl-4-carboxylate

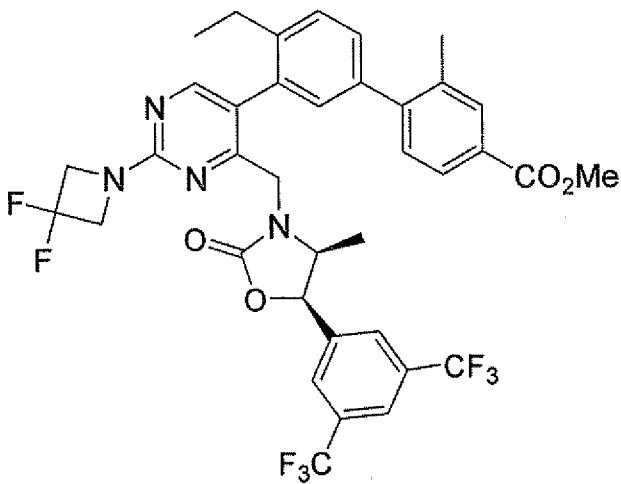
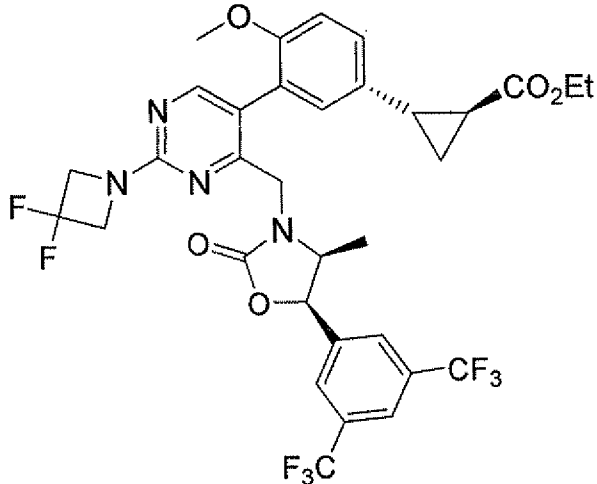
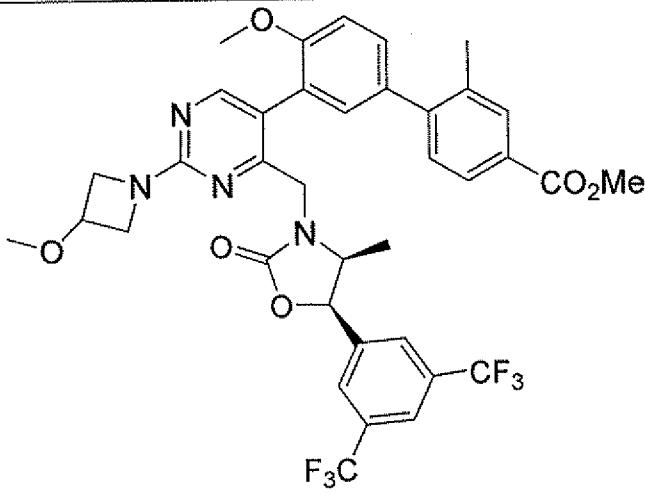
A mixture of intermediate 49 (50 mg, 0.09 mmol), intermediate 50 (45 mg, 0.112 mmol), K₂CO₃ (27.3 mg, 0.197 mmol) and catalytic amount of Pd(PPh₃)₄ was mixed in water/EtOH/toluene (1:2:4) (7 ml). The mixture was stirred at 80 °C for 1 h. The mixture was cooled, and the solvents were removed. Water (5 mL) was added and the mixture was extracted with dichloromethane (3x5 mL). The combined organic fractions were washed with brine (5 mL), dried (Na₂SO₄), filtered and the solvent was evaporated under reduced pressure. The residue was purified by column chromatography on silica gel Biotage 40S, eluting with EtOAc/hexane (2:8) to give the title compound as a yellow gum. ¹H NMR (CDCl₃, 500 MHz) δ 8.18 (s, 1H), 7.99 (s, 1H), 7.92 (d, *J* = 8.5 Hz, 1H), 7.91 (s, 1H), 7.75 (s, 2H), 7.31 (d, *J* = 8.0 Hz, 1H), 7.06 (d, *J* = 8.0 Hz, 1H), 6.83 (d, *J* = 11.0 Hz, 1H), 5.66 (m, 1H), 5.54 (m, 1/2H), 5.42 (m, 1/2H), 4.79 (m, 1H), 4.28-4.56 (m, 5H), 3.96 (s, 3H), 3.88 (s, 3H), 2.31 (s, 3H), 0.78 (m, 3H).

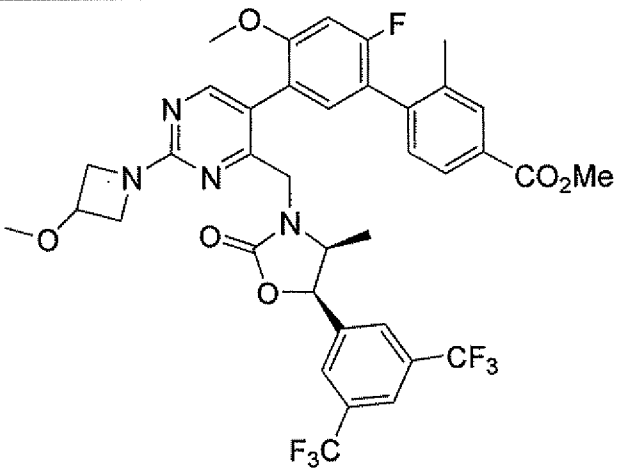
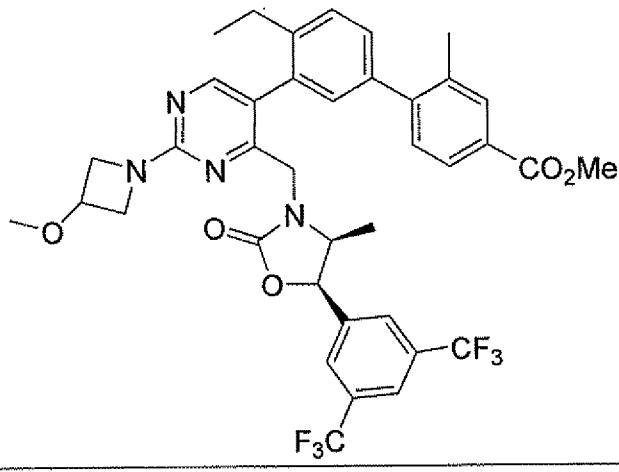
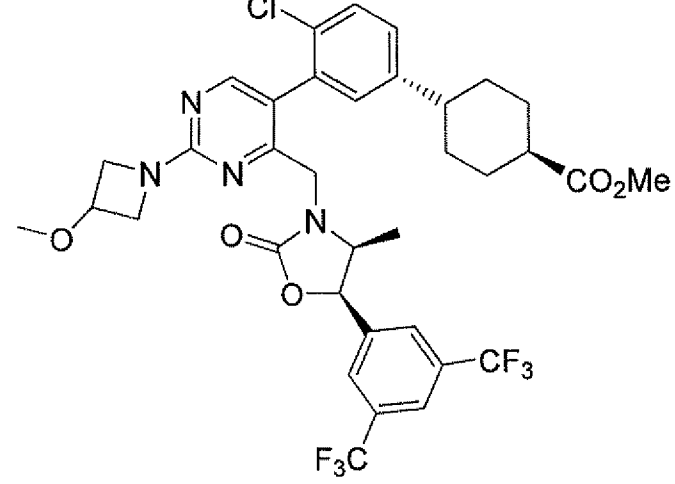
25 The following compounds (Table 15) were synthesized using methods analogous to those described in EXAMPLE 123 from commercially available materials or intermediates whose syntheses are described above.

TABLE 15		
Example	Structure	LCMS (M+H) ⁺
124		679.2
125		707.3
126		693.2

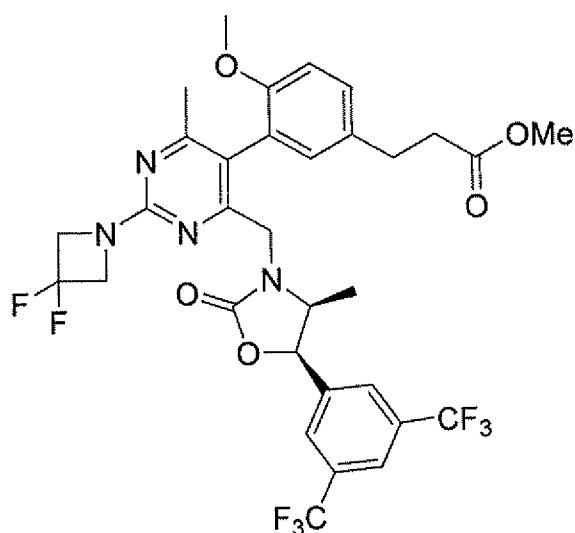
127		723.4
128		743.3
129		715.2

130		729.3
131		751.3
132		769.3

133		749.4
134		715.4
135		745.4

136		763.4
137		743.4
138		741.4

EXAMPLE 139



Methyl 3-{3-[4-({(4S,5R)-5-[3,5-bis(trifluoromethyl)phenyl]-4-methyl-2-oxo-1,3-oxazolidin-3-yl)methyl}-2-(3,3-difluoroazetidin-1-yl)-6-methylpyrimidin-5-yl]-4-methoxyphenyl}propanoate

5 Step A: Methyl 3-{3-[4-({(4S,5R)-5-[3,5-bis(trifluoromethyl)phenyl]-4-methyl-2-oxo-1,3-oxazolidin-3-yl)methyl}-2-(3,3-difluoroazetidin-1-yl)-6-methylpyrimidin-5-yl]-4-methoxyphenyl}propanoate

A mixture of the INTERMEDIATE 44 (140 mg, 0.28 mmol), INTERMEDIATE 2 (120 mg, 0.375 mmol), K₂CO₃ (85 mg, 0.616 mmol) and a catalytic amount of Johnson Matthey catalyst
10 for the coupling reaction in a mixture of aqueous THF (5 mL) was stirred at 140 °C under microwave for 1 h. The solvent was removed. Water was added. The mixture was extracted with CH₂Cl₂, washed with brine and dried over Na₂SO₄. The residue was purified by column chromatography on silica gel Biotage 40S, eluting with EtOAc/hexane (2:8) to give the title compound as a colorless solid. LCMS = 658.3 (M+H)⁺.

15 Step B: Methyl 3-{3-[4-({(4S,5R)-5-[3,5-bis(trifluoromethyl)phenyl]-4-methyl-2-oxo-1,3-oxazolidin-3-yl)methyl}-2-(3,3-difluoroazetidin-1-yl)-6-methylpyrimidin-5-yl]-4-methoxyphenyl}propanoate

A mixture of the title compound from Step A (20mg, 0.030 mmol) and mCPBA (10.50 mg, 0.061 mmol) in CH₂Cl₂ (2 mL) was stirred at room temperature for 1 h. TLC showed no SM.
20 The mixture was diluted with CH₂Cl₂ (10 mL) and washed with Na₂S₂O₃ and Na₂HCO₃, and dried over Na₂SO₄. The solvent was removed. A mixture of the residue, 3,3-difluoro-azetidine (19.70 mg, 0.152 mmol) and Et₃N (3.08 mg, 0.030 mmol) in THF was heated at 140 °C under microwave for 4 h. The solvent was removed and the title compound was purified by preparative
25 TLC plate as a white solid using EtOAc/hexane as the elute (2/8). LCMS = 703.4 (M+H)⁺.
The final compound was a mixture of two separable atropisomers, which could be separated by chiral OD column using EtOH/heptane as the elute.

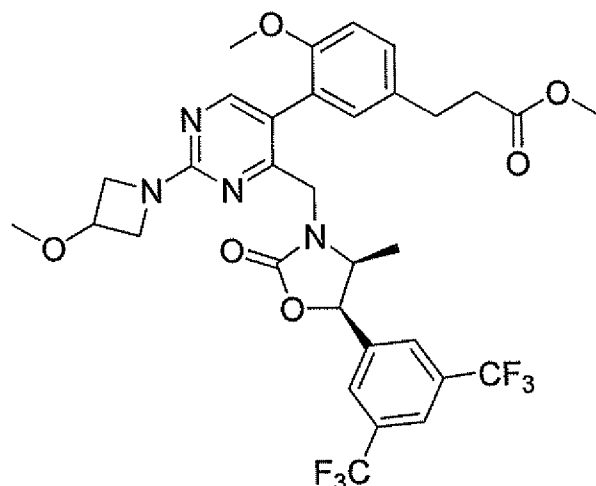
Data for atropisomer A (faster fraction):

¹H NMR (CDCl₃, 500 MHz) δ 7.90 (s, 1H), 7.75 (s, 2H), 7.24 (dd, *J* = 8.5, 2.5 Hz, 1H), 6.94 (d, *J* = 2.5 Hz, 1H), 6.92 (d, *J* = 8.5 Hz, 1H), 5.70 (d, *J* = 8.5 Hz, 1H), 4.53 (m, 6H), 4.39 (m, 1H), 3.74 (s, 3H), 3.69 (s, 3H), 2.95 (t, *J* = 8.0 Hz, 2H), 2.66 (t, *J* = 8.0 Hz, 2H), 2.14 (s, 3H), 0.68 (d, *J* = 7.0 Hz, 3H).

Data for atropisomer B (slower fraction):

¹H NMR (CDCl₃, 500 MHz) δ 7.89 (s, 1H), 7.75 (s, 2H), 7.23 (dd, *J* = 8.5, 2.5 Hz, 1H), 6.94 (d, *J* = 8.5 Hz, 1H), 6.90 (d, *J* = 2.0 Hz, 1H), 5.66 (d, *J* = 8.5 Hz, 1H), 4.53 (m, 6H), 4.30 (m, 1H), 3.79 (s, 3H), 3.64 (s, 3H), 2.93 (t, *J* = 7.5 Hz, 2H), 2.63 (t, *J* = 7.5 Hz, 2H), 2.15 (s, 3H), 0.68 (d, *J* = 6.5 Hz, 3H).

EXAMPLE 140



Methyl 3-{3-[4-((4*S*,5*R*)-5-[3,5-bis(trifluoromethyl)phenyl]-4-methyl-2-oxo-1,3-oxazolidin-3-yl)methyl]-2-(3-methoxyazetidin-1-yl)pyrimidin-5-yl]-4-methoxyphenyl}propanoate

Step A: Methyl 3-{3-[4-((4*S*,5*R*)-5-[3,5-bis(trifluoromethyl)phenyl]-4-methyl-2-oxo-1,3-oxazolidin-3-yl)methyl]-2-(methylsulfanyl)pyrimidin-5-yl]-4-methoxyphenyl}propanoate.

(4*S*,5*R*)-5-[3,5-bis(trifluoromethyl)phenyl]-3-[[5-bromo-2-(methylsulfanyl)pyrimidin-4-yl)methyl]-4-methyl-1,3-oxazolidin-2-one (INTERMEDIATE 45) (307 mg, 0.579 mmol), methyl 3-[4-methoxy-3-(4,4,5,5-tetramethyl-1,3,2-dioxaborolan-2-yl)phenyl]propanoate (INTERMEDIATE 2) (185 mg, 0.579 mmol), 1,1 bis(di-tert-butylphosphino)ferrocene palladium dichloride (39.4 mg, 0.058 mmol), potassium carbonate (0.724 ml, 1.447 mmol) and THF (5 mL) were sealed in a uw vessel and subject to microwave irradiation at 140 °C for 20 min. The reaction crude was dried over Na₂SO₄, filtered and purified by preparative TLC (silica gel) developed with EtOAc/hexanes (40 % ethyl acetate v/v) to give a brown solid as the titled compound. LCMS calc. = 643.16; found = 644.17 (M+H)⁺.

Step B: Methyl 3-{3-[4-({(4S,5R)-5-[3,5-bis(trifluoromethyl)phenyl]-4-methyl-2-oxo-1,3-oxazolidin-3-yl)methyl}-2-(methylsulfonyl)pyrimidin-5-yl]-4-methoxyphenyl}propanoate.

Methyl 3-{3-[4-({(4S,5R)-5-[3,5-bis(trifluoromethyl)phenyl]-4-methyl-2-oxo-1,3-oxazolidin-3-yl)methyl}-2-(methylsulfonyl)pyrimidin-5-yl]-4-methoxyphenyl}propanoate (311 mg, 0.483 mmol) from Step A was dissolved in DCM (8 mL). To this solution was added chloroperoxybenzoic acid (250 mg, 1.450 mmol). The reaction mixture was stirred at room temperature for 2 hrs. The crude mixture was evaporated *in vacuo*. The pot residue was purified by preparative HPLC (reverse phase, SunFire Prep C18 OBD 5 μ m 19x150 mm) eluting with acetonitrile/water + 0.05% HCOOH (30% to 100% organic in 10 min, hold 100% for 2 min, 20 mL/min) to give a colorless glass as the titled compound. LCMS calc. = 675.15; found = 676.15 (M+H)⁺.

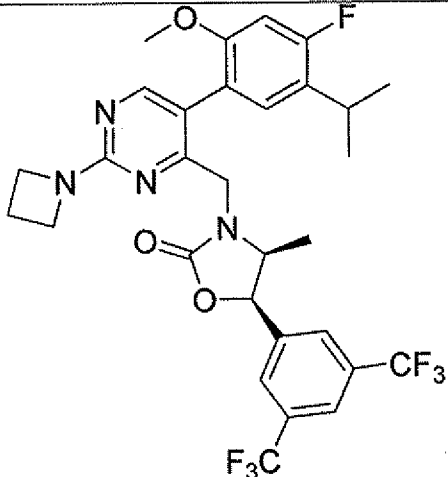
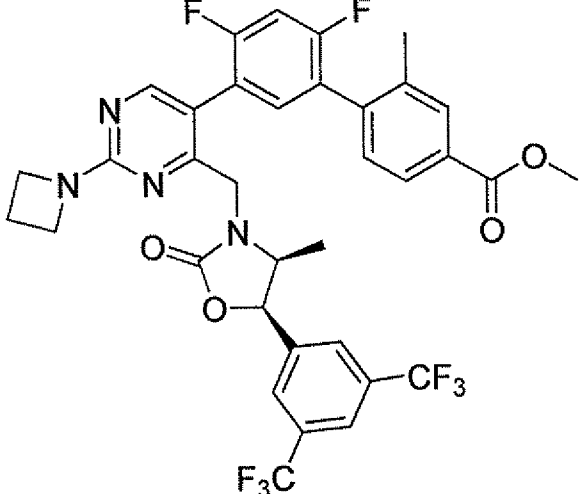
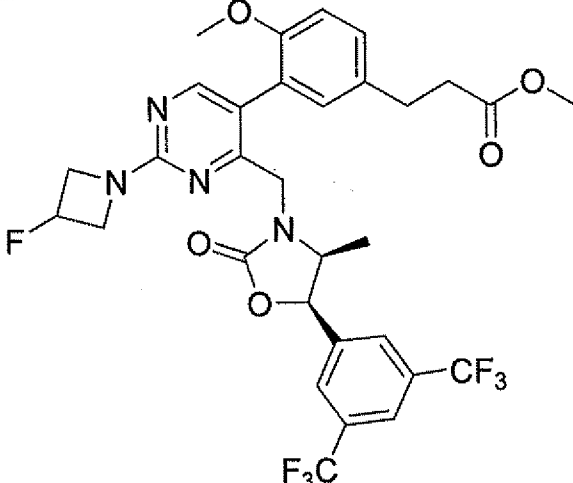
Step C: Methyl 3-{3-[4-({(4S,5R)-5-[3,5-bis(trifluoromethyl)phenyl]-4-methyl-2-oxo-1,3-oxazolidin-3-yl)methyl}-2-(3-methoxyazetidin-1-yl)pyrimidin-5-yl]-4-methoxyphenyl}propanoate.

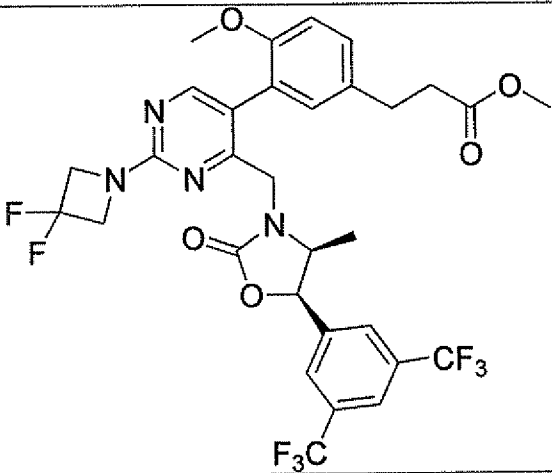
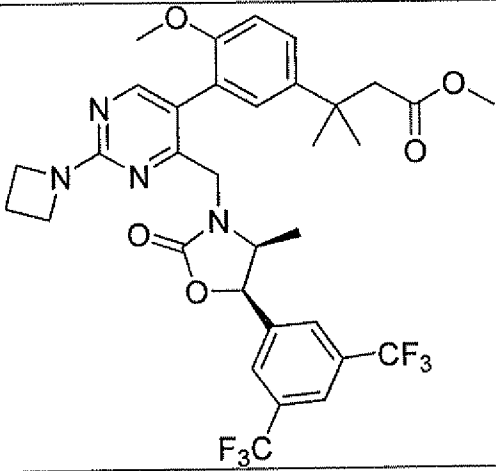
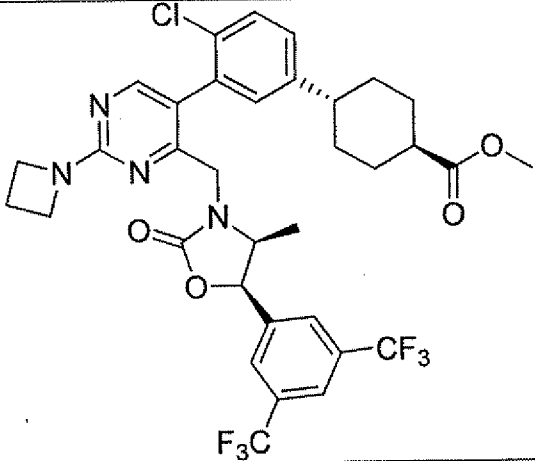
3-Methoxy-azetidine hydrochloride (60.4 mg, 0.488 mmol) was added into a stirred mixture of methyl 3-{3-[4-({(4S,5R)-5-[3,5-bis(trifluoromethyl)phenyl]-4-methyl-2-oxo-1,3-oxazolidin-3-yl)methyl}-2-(methylsulfonyl)pyrimidin-5-yl]-4-methoxyphenyl}propanoate (66 mg, 0.098 mmol) and triethylamine (0.068 mL, 0.488 mmol) in THF (1 mL) at room temperature. The reaction mixture was stirred at room temperature overnight. The yellow reaction crude was concentrated *in vacuo*. The resulting pot residue was purified by preparative HPLC (reverse phase, SunFire Prep C18 OBD 5 μ m 19x150 mm) eluting with acetonitrile/water + 0.05% HCOOH (20% to 100% organic in 10 min, hold 100% for 2 min, 20 mL/min) to give a colorless glass as the titled compound. LCMS calc. = 682.22; found = 683.27 (M+H)⁺. ¹H-NMR (CDCl₃, 500 MHz) δ 8.12 (s, 1H), 7.86 (s, 1H), 7.73 (s, 2H), 7.20 (dd, *J* = 8.5, 2.0 Hz, 1H), 6.97 (d, *J* = 1.5 Hz, 1H), 6.88 (d, *J* = 8.5 Hz, 1H), 5.59 (br d, *J* = 8.0 Hz, 1H), 4.73 (br d, *J* = 17 Hz, 1H), 4.41 – 4.32 (m, 3H), 4.28 (br s, 1H), 4.11 – 4.03 (m, 2H), 3.91 (br s, 1H), 3.77 (s, 3H), 3.64 (s, 3H), 3.37 (s, 3H), 2.92 (t, *J* = 7.5 Hz, 2H), 2.62 (t, *J* = 7.5 Hz, 2H), 0.66 (br s, 3H).

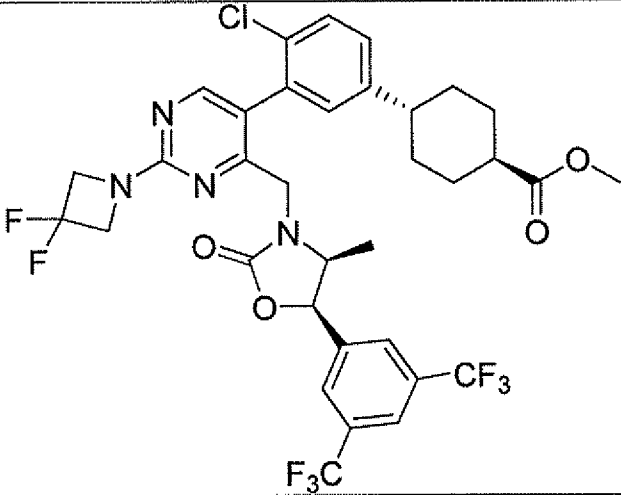
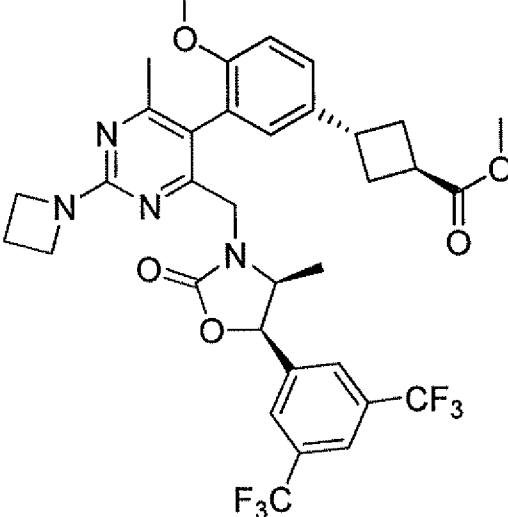
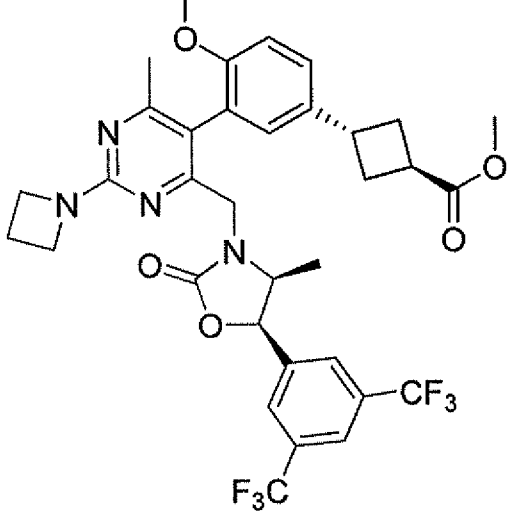
The following compounds (Table 16) were synthesized using methods analogous to those described in EXAMPLES 139 and 140 from commercially available materials or intermediates whose syntheses are described above.

TABLE 16

Example	Molecular structure	LCMS (M+H) ⁺
---------	---------------------	-------------------------

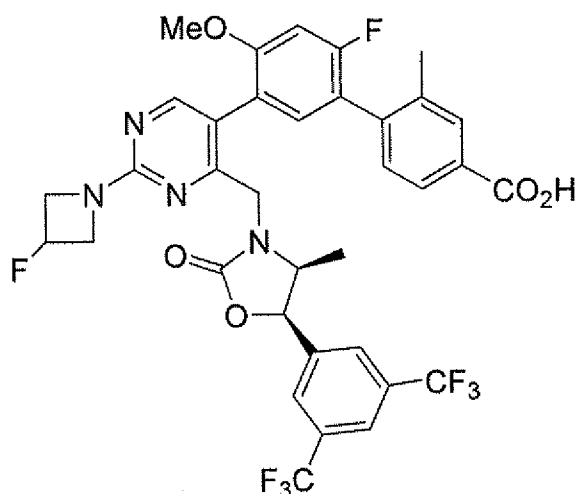
141		627.4
142		721.3
143		671.3

144		689.2
145		681.2
146		711.2

147		747.2
148	 <p>Atropisomer A</p>	693.4
149	 <p>Atropisomer B</p>	693.4

150	<p>Atropisomer A</p>	729.4
151	<p>Atropisomer B</p>	729.5
151(a)	<p>SPA = 417.3 nM</p>	593.4

EXAMPLE 152

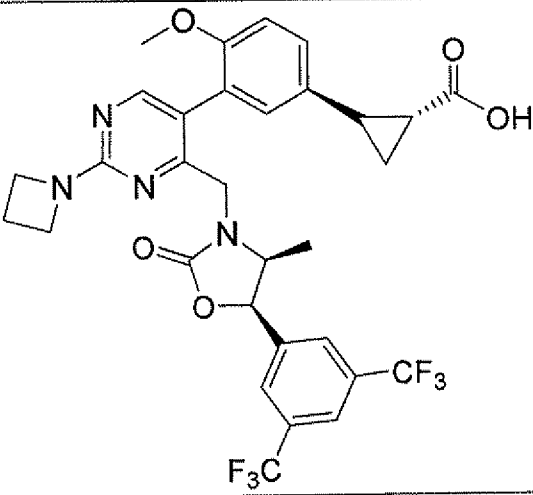
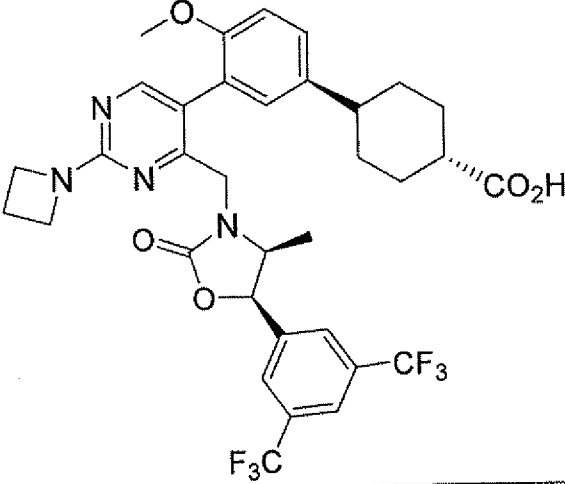
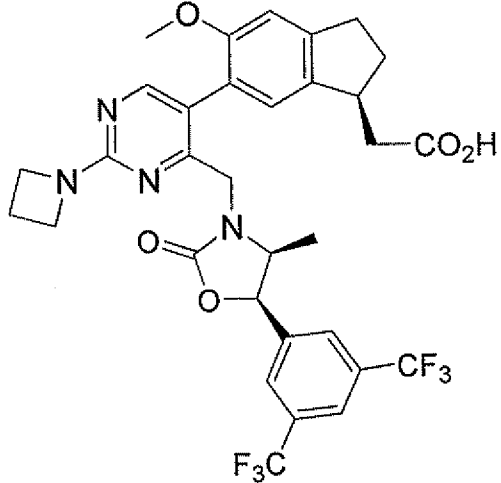


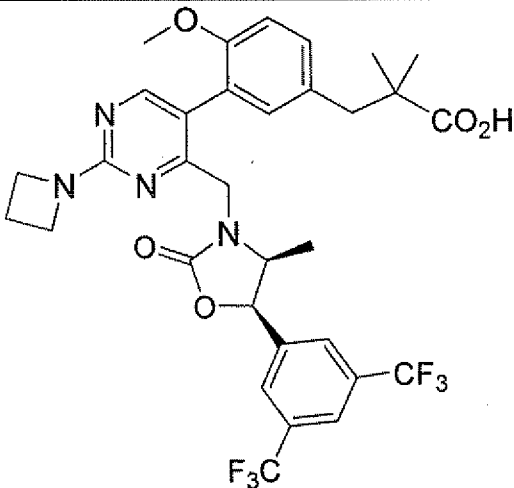
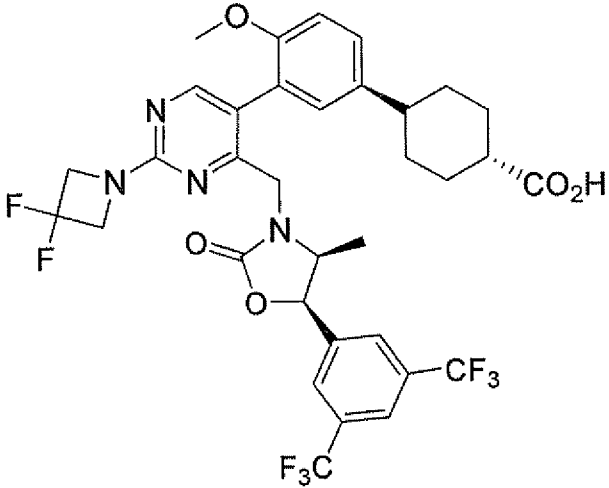
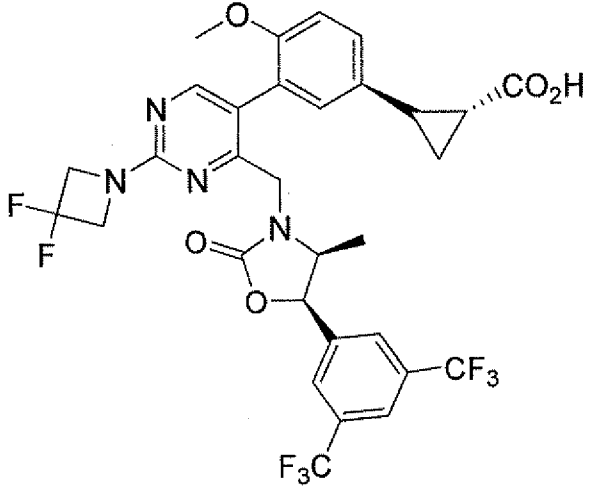
5'-[4-((4*S*,5*R*)-5-[3,5-bis(trifluoromethyl)phenyl]-4-methyl-2-oxo-1,3-oxazolidin-3-yl)methyl]-2-(3-fluoroazetidin-1-yl)pyrimidin-5-yl]-2'-fluoro-4'-methoxy-2-methylbiphenyl-4-carboxylic acid

5 A mixture of EXAMPLE 123 (10 mg, 0.013 mmol) and LiOH (3.2 mg, 0.13 mmol) in aqueous dioxane (2 mL) was stirred at room temperature overnight. The solvent was removed. A few drops of 1N HCl and CH₃CN (5 mL) were added. The title compound was purified by reverse phase HPLC as a colorless solid. ¹H NMR (CDCl₃, 500 MHz) δ 8.26 (s, 1H), 8.04 (s, 1H), 7.97 (d, *J* = 8 Hz, 1H), 7.92 (s, 1H), 7.76 (s, 2H), 7.34 (d, *J* = 8 Hz, 1H), 7.08 (d, *J* = 8 Hz, 1H), 6.85 (d, *J* = 11 Hz, 1H), 5.70 (d, *J* = 8.0 Hz, 1H), 5.55 (m, 0.5H), 5.44 (m, 0.5H), 4.80 (m, 2H), 4.56 (m, 2H), 4.38 (m, 2H), 4.14 (m, 1H), 3.89 (s, 3H), 1H), 2.33 (s, 3H), 0.75 (m, 3H). LCMS = 737.4 (M+H)⁺

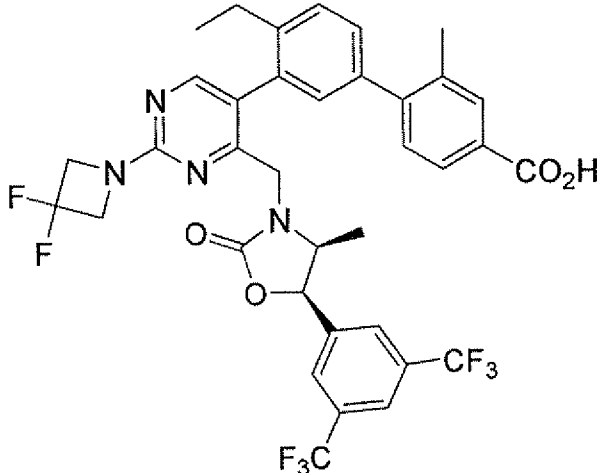
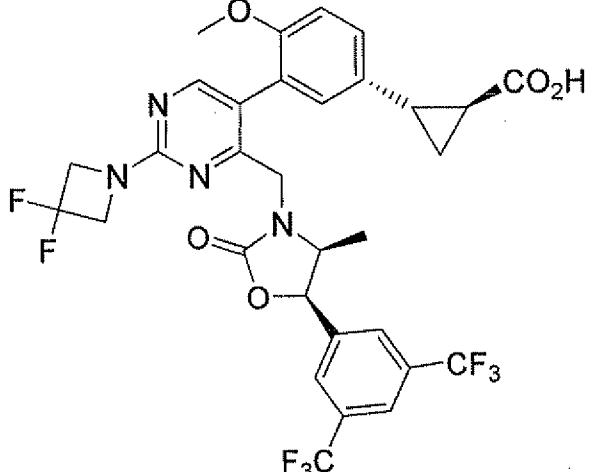
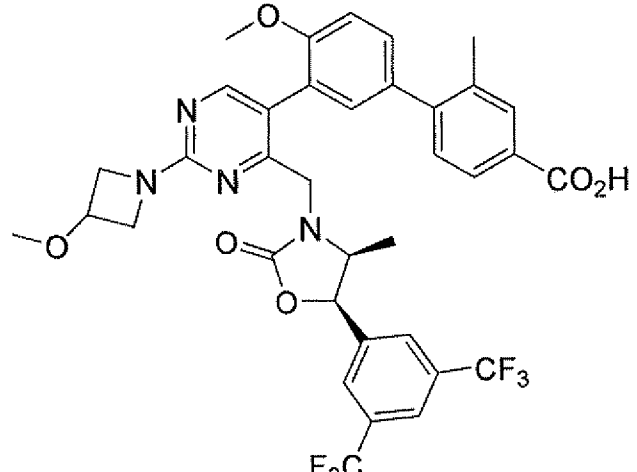
15 The following compounds (Table 17) were synthesized using methods analogous to those described in EXAMPLE 152 from commercially available materials or intermediates whose syntheses are described above.

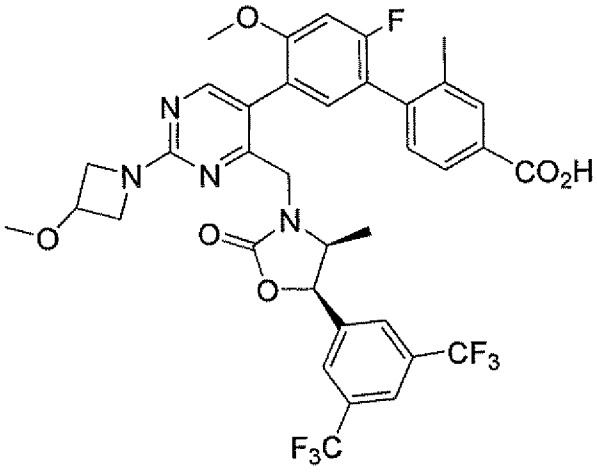
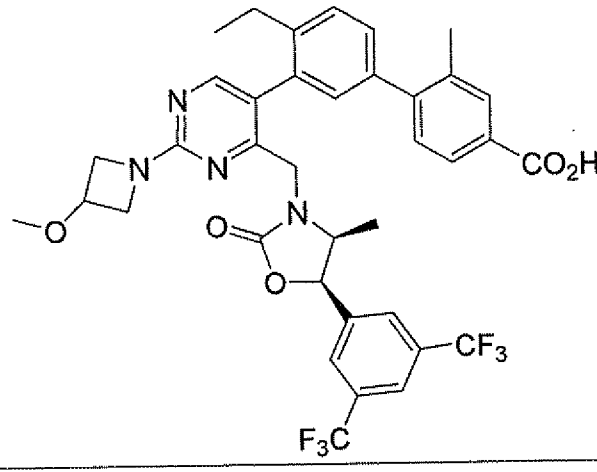
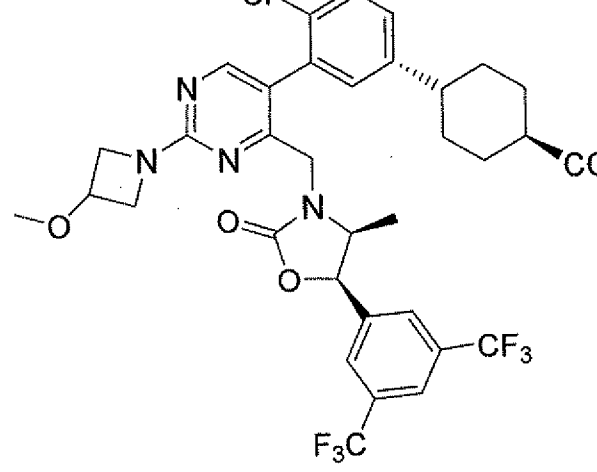
TABLE 17

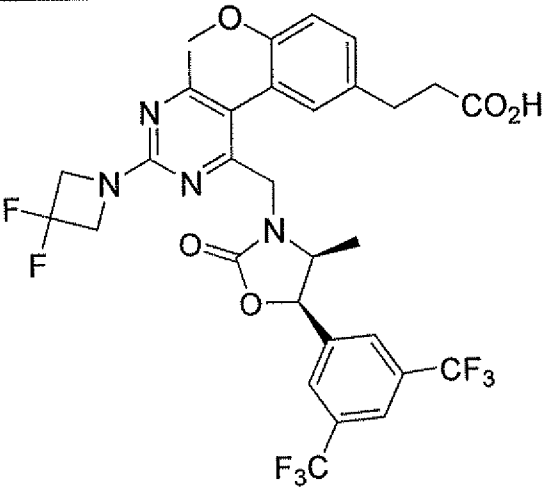
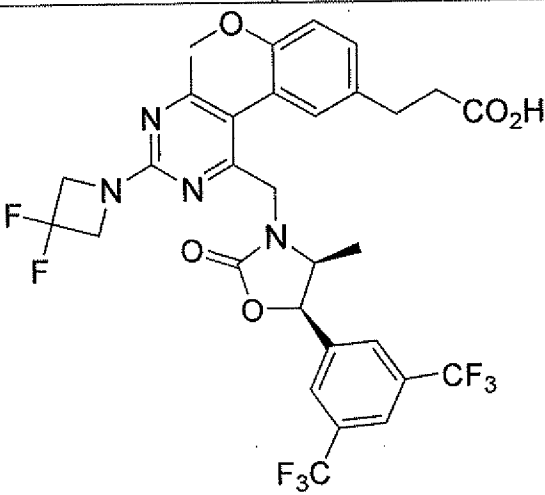
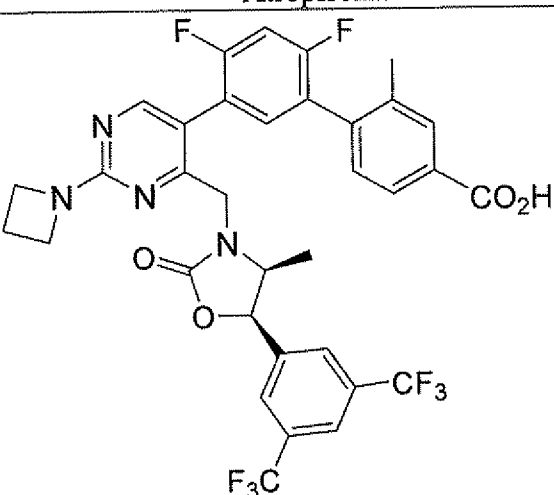
Example	Structure	LCMS (M+H) ⁺
153		651.3
154		693.3
155		665.2

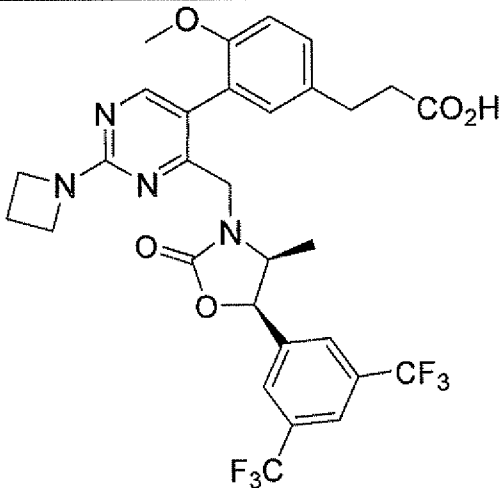
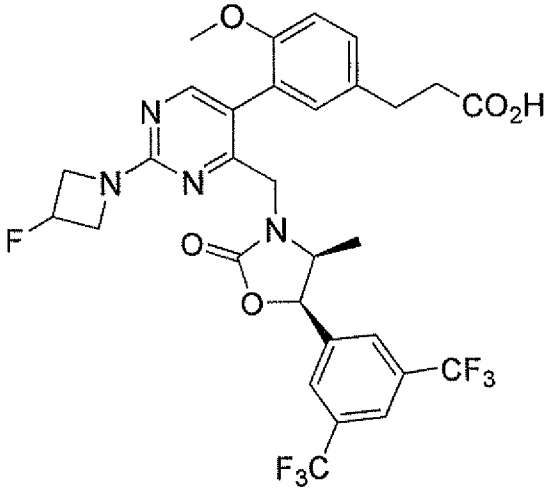
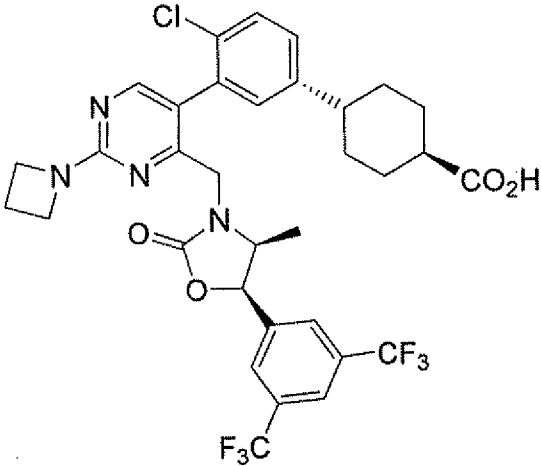
156		667.3
157		729.3
158		687.2

159		701.3
160		737.3
161		755.3

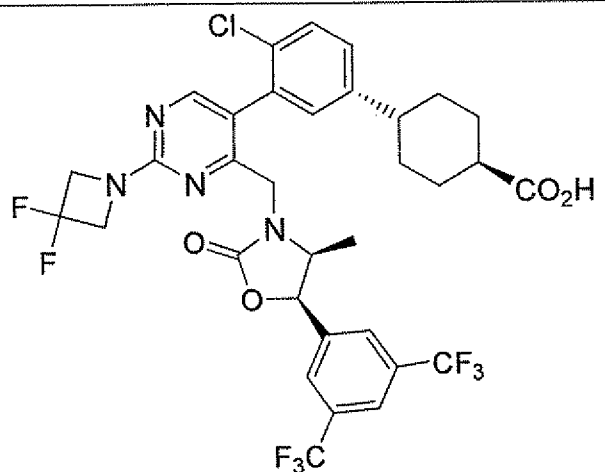
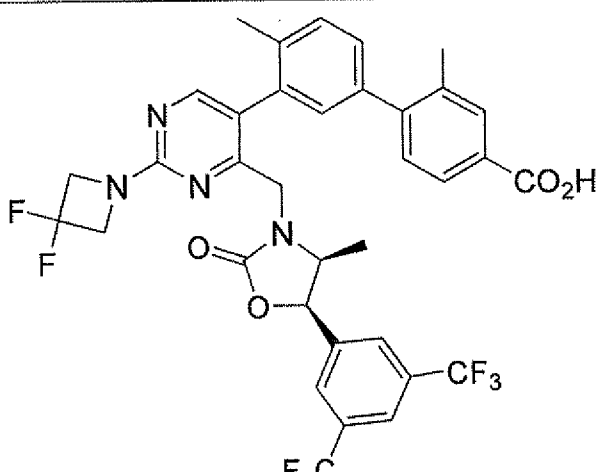
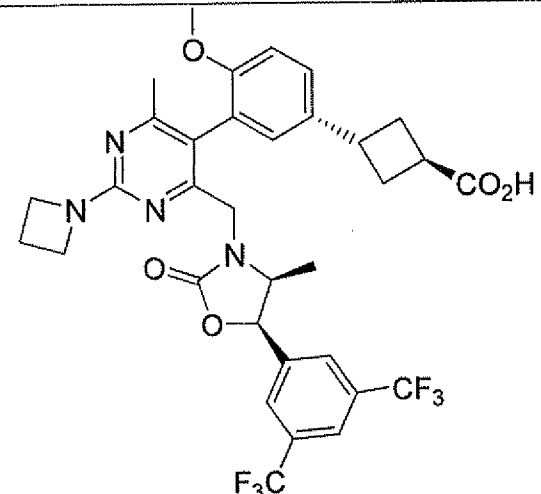
162		735.3
163		687.2
164		731.4

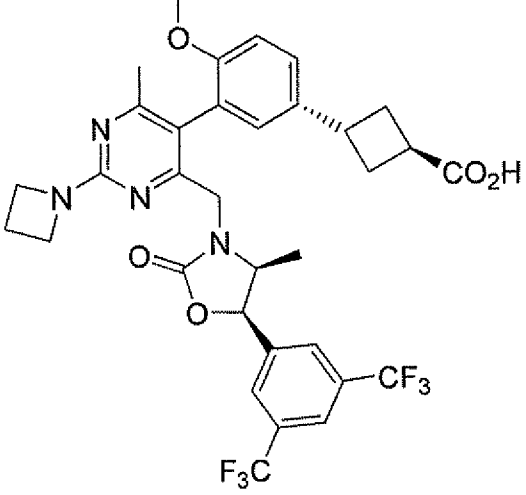
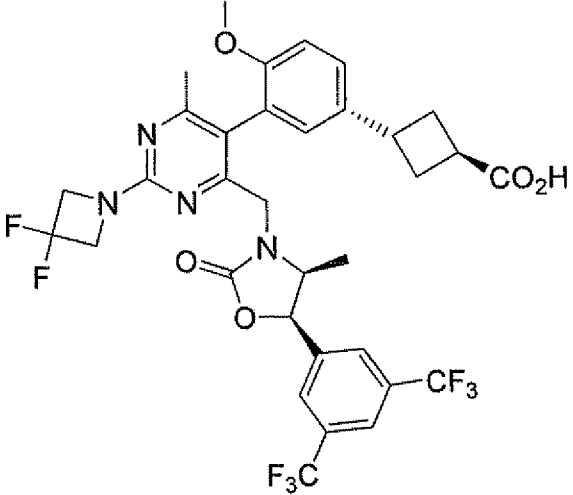
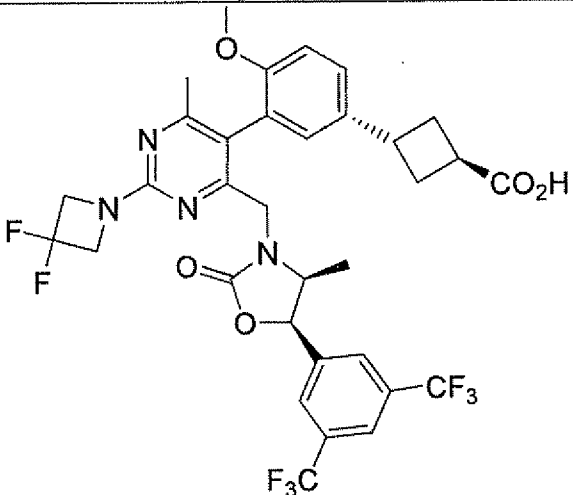
165	 <chem>COc1cc(CN2C(=O)O[C@H](C2c3cc(C(F)(F)F)cc(C(F)(F)F)c3)C(C)C4=CN=C(C=C4C5=CC=C(C=C5)C(F)=CC(=C5)C(=O)O)N6CCOC6)cnc1C7=CC=C(C=C7)C(F)=CC(=C7)C(=O)O</chem>	749.4
166	 <chem>CCc1ccc(CN2C(=O)O[C@H](C2c3cc(C(F)(F)F)cc(C(F)(F)F)c3)C(C)C4=CN=C(C=C4C5=CC=C(C=C5)C(F)=CC(=C5)C(=O)O)N6CCOC6)cnc1C7=CC=C(C=C7)C(F)=CC(=C7)C(=O)O</chem>	729.4
167	 <chem>Clc1ccc(CN2C(=O)O[C@H](C2c3cc(C(F)(F)F)cc(C(F)(F)F)c3)C(C)C4=CN=C(C=C4C5=CC=C(C=C5)C(F)=CC(=C5)C(=O)O)N6CCOC6)cnc1C7=CC=C(C=C7)C(F)=CC(=C7)C(=O)O</chem>	727.4

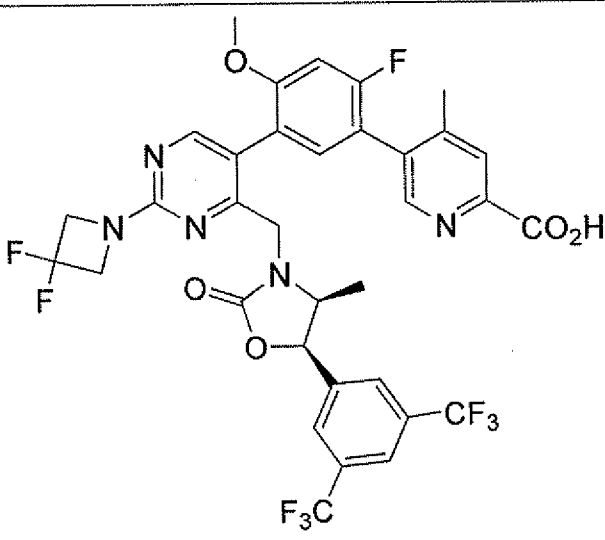
168	 <p>Atropisomer A</p>	689.4
169	 <p>Atropisomer B</p>	689.4
170		707.2

171		639.3
172		657.2
173		697.2

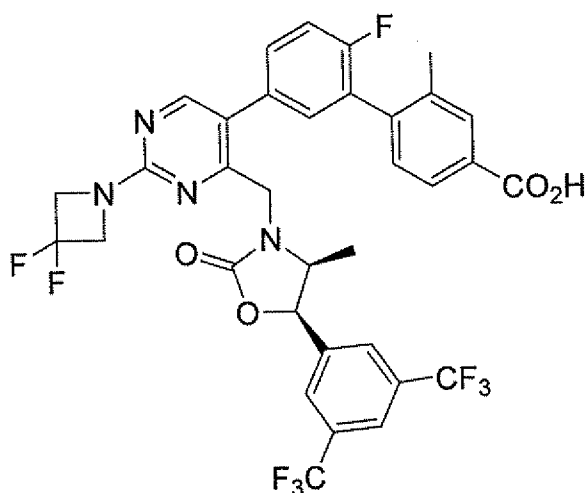
174	 <chem>COc1ccc(cc1)CC(=O)OCC2=CN(C2)C(=O)N(C)C3=C(C=C(C=C3)C(F)(F)F)C(F)(F)F</chem>	675.2
175	 <chem>COc1ccc(cc1)CC(=O)OCC2=CN(C2)C(=O)N(C)C3=C(C=C(C=C3)C(F)(F)F)C(F)(F)F</chem>	667.3
176	 <chem>COc1ccc(cc1)CC(=O)OCC2=CN(C2)C(=O)N(C)C3=C(C=C(C=C3)C(F)(F)F)C(F)(F)F</chem>	669.2

177		733.2
178		721.4
179	 <p>Atropisomer A</p>	679.3

180	 <p>Chemical structure of Atropisomer B: A pyrimidine ring substituted with a cyclobutylmethyl group (with a carboxylic acid group), a 4-methoxyphenyl group, and a 2-methyl-4-(trifluoromethyl)phenyl group. The pyrimidine ring is also substituted with a 4-(trifluoromethyl)phenyl group. The structure is labeled as Atropisomer B.</p>	679.3
181	 <p>Chemical structure of Atropisomer A: A pyrimidine ring substituted with a cyclobutylmethyl group (with a carboxylic acid group), a 4-methoxyphenyl group, and a 2-methyl-4-(trifluoromethyl)phenyl group. The pyrimidine ring is also substituted with a 4-(trifluoromethyl)phenyl group. The structure is labeled as Atropisomer A.</p>	715.4
182	 <p>Chemical structure of Atropisomer B: A pyrimidine ring substituted with a cyclobutylmethyl group (with a carboxylic acid group), a 4-methoxyphenyl group, and a 2-methyl-4-(trifluoromethyl)phenyl group. The pyrimidine ring is also substituted with a 4-(trifluoromethyl)phenyl group. The structure is labeled as Atropisomer B.</p>	715.4

183		756.4
-----	--	-------

EXAMPLE 184



5

5'-[4-({(4*S*,5*R*)-5-[3,5-bis(trifluoromethyl)phenyl]-4-methyl-2-oxo-1,3-oxazolidin-3-yl}methyl)-2-(3,3-difluoroazetidin-1-yl)pyrimidin-5-yl]-2'-fluoro-2-methylbiphenyl-4-carboxylic acid
Step A: (4*S*,5*R*)-3-{[5-(3-amino-4-fluorophenyl)-2-(methylsulfonyl)pyrimidin-4-yl]methyl}-5-[3,5-bis(trifluoromethyl)phenyl]-4-methyl-1,3-oxazolidin-2-one

- 10 A mixture of the Intermediate 45 (2.0 g, 3.77 mmol), 3-amino-4-fluorophenylboronic acid (0.92 g, 5.94 mmol), Na₂CO₃ (0.88 g, 8.3 mmol) and catalytic amount of Pd(PPh₃)₄ in a mixture of toluene/EtOH/water (4:2:1) (28 mL) was stirred at 80 °C for 1 h. The mixture was cooled, and the solvents were removed. Water (5 mL) was added and the mixture was extracted with dichloromethane (3x5 mL). The combined organic fractions were washed with brine (5 mL),
 15 dried (Na₂SO₄), filtered and the solvent was evaporated under reduced pressure. The residue was

purified by column chromatography on silica gel Biotage 40M, eluting with EtOAc/isohexane to give the title compound as a yellow gum. ¹H NMR (CDCl₃, 500 MHz) δ 8.42 (s, 1H), 7.91 (s, 1H), 7.77 (s, 2H), 7.10 (dd, *J* = 11, 8 Hz, 1H), 6.77 (dd, *J* = 8.5, 2.5 Hz, 1H), 6.64 (m, 1H), 5.72 (d, *J* = 8.5 Hz, 1H), 4.98 (d, *J* = 17.5 Hz, 1H), 4.40 (m, 1H), 4.10 (d, *J* = 17.5 Hz, 1H), 2.64 (s, 3H), 0.74 (d, *J* = 6.5 Hz, 3H). LCMS = 561.5 (M+H)⁺.

Step B: (4*S*,5*R*)-5-[3,5-bis(trifluoromethyl)phenyl]-3-{[5-(4-fluoro-3-iodophenyl)-2-(methylsulfonyl)pyrimidin-4-yl]methyl}-4-methyl-1,3-oxazolidin-2-one

A mixture of the title compound from Step A (2.1 g, 3.75 mmol), *n*-pentyl nitrite (0.66 g, 5.62 mmol) and I₂ (1.24 g, 4.87 mmol) in chloroform (20 mL) was stirred at 80 °C for 1 h. The mixture was cooled, and the solvent was diluted with CH₂Cl₂. The mixture was washed with Na₂S₂O₃ (5 mL), and with brine (5 mL), dried (Na₂SO₄), filtered and the solvent was evaporated under reduced pressure. The residue was purified by column chromatography on silica gel Biotage 40M, eluting with EtOAc/hexane (10/90) to give the title compound as a yellow gum. ¹H NMR (CDCl₃, 500 MHz) δ 8.41 (s, 1H), 7.92 (s, 1H), 7.78 (s, 2H), 7.77 (m, 1H), 7.35 (m, 1H), 7.22 (m, 1H), 5.76 (d, *J* = 8.5 Hz, 1H), 4.91 (d, *J* = 17 Hz, 1H), 4.45 (m, 1H), 4.06 (d, *J* = 17.5 Hz, 1H), 2.64 (s, 3H), 0.76 (d, *J* = 7 Hz, 3H). LCMS = 672.1 (M+H)⁺.

Step C: methyl 5'-[4-({(4*S*,5*R*)-5-[3,5-bis(trifluoromethyl)phenyl]-4-methyl-2-oxo-1,3-oxazolidin-3-yl)methyl}-2-(methylsulfonyl)pyrimidin-5-yl]-2'-fluoro-2-methylbiphenyl-4-carboxylate

A mixture of the title compound from Step B (400 mg, 0.596 mmol), methyl 3-methyl-4-(4,4,5,5-tetramethyl-1,3,2-dioxaborolan-2-yl)benzoate (247 mg, 0.894 mmol), Na₂CO₃ (139 mg, 1.31 mmol) and catalytic amount of Pd(PPh₃)₄ was mixed in water/EtOH/toluene (1:2:4) (7 mL). The mixture was stirred at 80 °C for 1 h. The mixture was cooled, and the solvents were removed. Water (5 mL) was added and the mixture was extracted with dichloromethane (3x5 mL). The combined organic fractions were washed with brine (5 mL), dried (Na₂SO₄), filtered and the solvent was evaporated under reduced pressure. The residue was purified by column chromatography on silica gel Biotage 40S, eluting with EtOAc/hexane (2:8) to give the title compound as a yellow gum. ¹H NMR (CDCl₃, 500 MHz) δ 8.47 (s, 1H), 8.02 (s, 1H), 7.96 (d, *J* = 8 Hz, 1H), 7.92 (s, 1H), 7.78 (s, 2H), 7.33 (m, 4H), 5.76 (d, *J* = 8.0 Hz, 1H), 4.98 (d, *J* = 17 Hz, 1H), 4.46 (m, 1H), 4.13 (d, *J* = 17 Hz, 1H), 3.97 (s, 3H), 2.65 (s, 3H), 2.33 (s, 3H), 0.78 (d, *J* = 6.5 Hz, 3H).

Step D: 5'-[4-({(4*S*,5*R*)-5-[3,5-bis(trifluoromethyl)phenyl]-4-methyl-2-oxo-1,3-oxazolidin-3-yl)methyl}-2-(methylsulfonyl)pyrimidin-5-yl]-2'-fluoro-2-methylbiphenyl-4-carboxylic acid

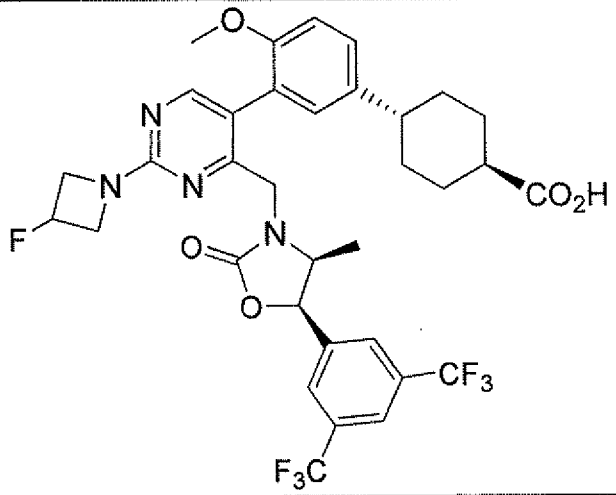
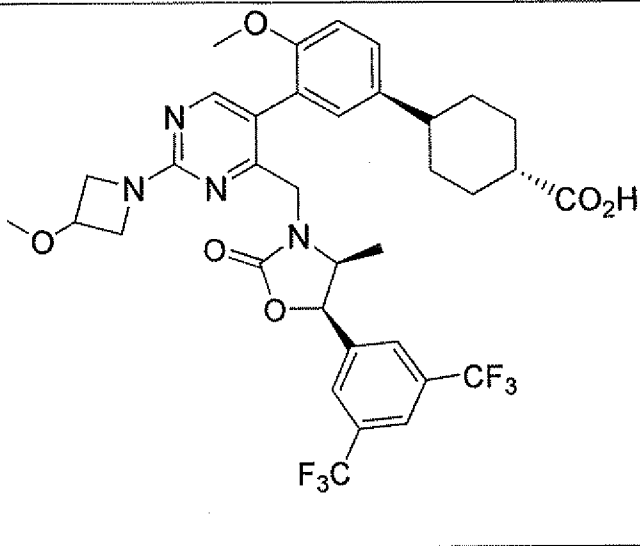
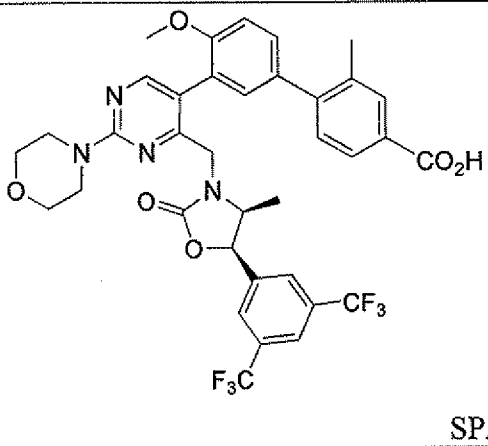
A mixture of the title compound from Step C (150 mg, 0.216 mmol) and LiOH (51.8 mg, 2.16 mmol) was stirred in dioxane and water overnight. The solvent was removed and water was added. A few drops of 1 N HCl were added. The organic material was extracted with EtOAc (3 x 10 mL). The combined EtOAc layers were dried over Na₂SO₄. The solvent was removed. The residue was dissolved in CH₂Cl₂ (5 mL) at 25 °C and mCPBA (82 mg, 0.476 mmol) was added. The solution was stirred at 25 °C for 3 h. The solution was washed with Na₂S₂O₃ and dried over Na₂SO₄. The residue was purified by reverse phase HPLC to give the title compound as a colorless solid. LCMS = 712.6 (M+H)⁺

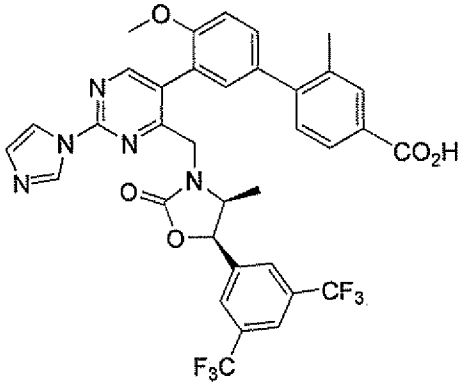
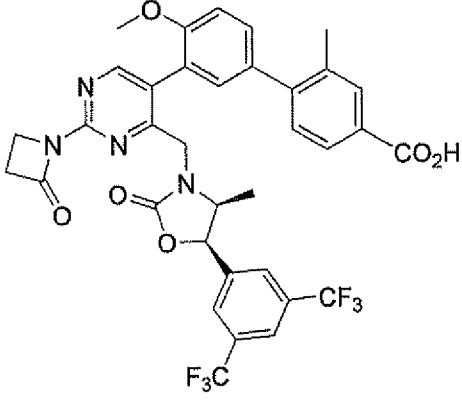
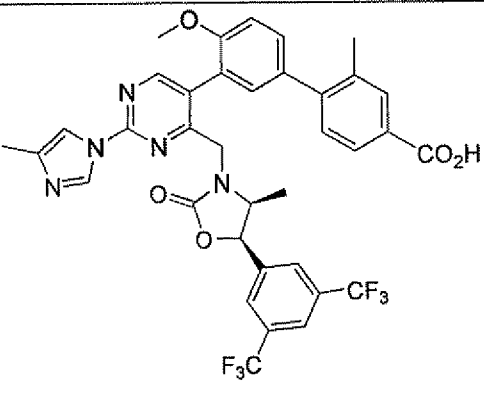
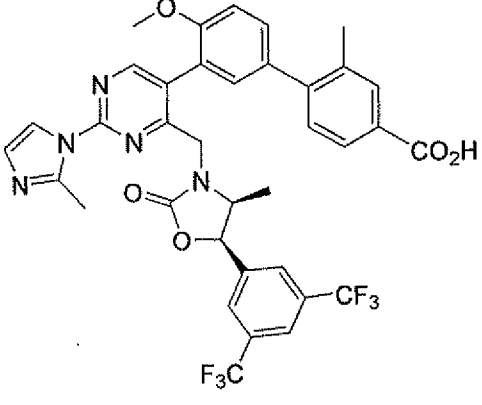
Step E: 5'-[4-({(4*S*,5*R*)-5-[3,5-bis(trifluoromethyl)phenyl]-4-methyl-2-oxo-1,3-oxazolidin-3-yl)methyl)-2-(3,3-difluoroazetidin-1-yl)pyrimidin-5-yl]-2'-fluoro-2-methylbiphenyl-4-carboxylic acid

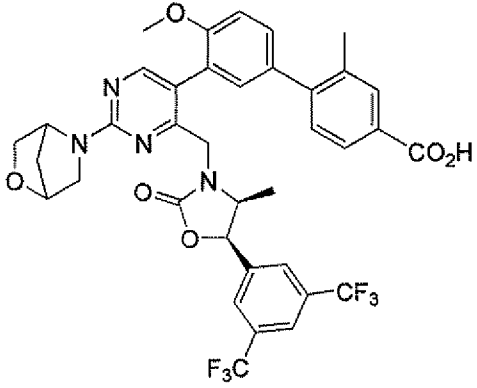
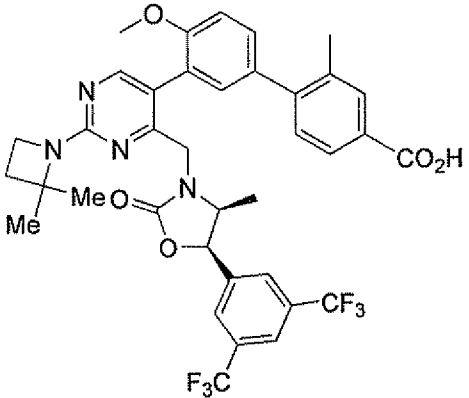
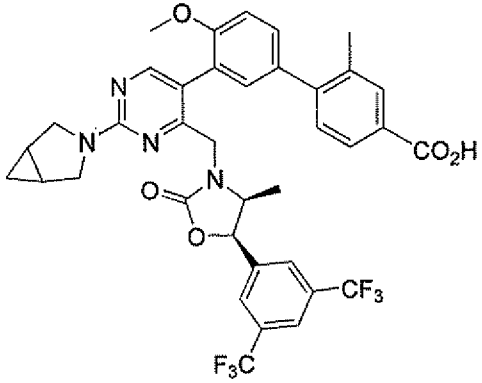
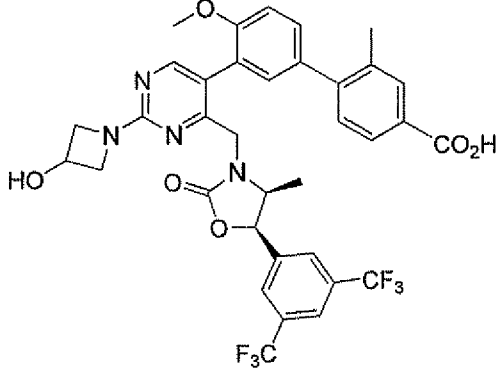
A mixture of the title compound from Step D (22 mg, 0.031 mmol), 3,3-difluoro-azetidine hydrochloride (20 mg, 0.155 mmol) and Et₃N (31.3 mg, 0.309 mmol) in THF (5 mL) was stirred at 60 °C overnight. The solvent was removed. The residue was purified by preparative HPLC Reverse phase (C-18), eluting with Acetonitrile/Water + 0.1% TFA, to give the title compound as a colorless solid. ¹H NMR (CDCl₃, 500 MHz) δ 8.34 (s, 1H), 8.08 (s, 1H), 8.02 (d, *J* = 8 Hz, 1H), 7.93 (s, 1H), 7.77 (s, 2H), 7.17-7.42 (m, 4H), 5.72 (d, *J* = 8.0 Hz, 1H), 4.90 (d, *J* = 17 Hz, 1H), 4.55 (m, 4H), 4.40 (m, 1H), 4.08 (d, *J* = 17 Hz, 1H), 2.35 (s, 3H), 0.77 (d, *J* = 7 Hz, 3H). LCMS = 725.3 (M+H)⁺

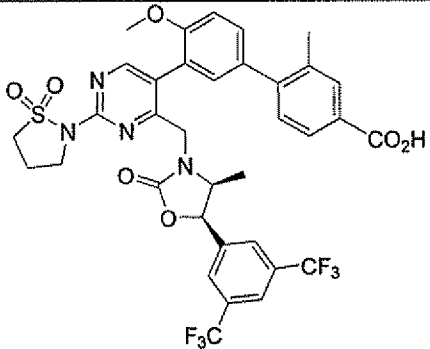
The following compounds (Table 18) were synthesized using methods analogous to those described in EXAMPLE 184 from commercially available materials or intermediates whose syntheses are described above. In some cases, step E can be run before step D, and step E can be run at higher temperatures (up to 100 °C) in the microwave.

TABLE 18

Example	Structure	LCMS (M+H) ⁺
185		711.3
186		723.3
186(a)	 <p data-bbox="954 1736 1157 1774">SPA=15.8 nM</p>	731.5

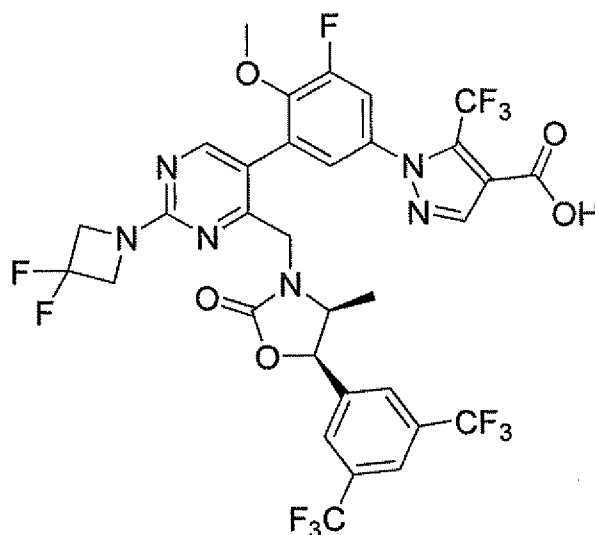
186(b)	 SPA=8.8 nM	712.2
186(c)	 SPA=24.5 nM	715.3
186(d)	 SPA=331 nM	726.2
186(e)	 SPA=15.6 nM	726.2

186(f)	 <p>SPA=68.7 nM</p>	743.3
186(g)	 <p>SPA=10.9 nM</p>	729.3
186(h)	 <p>SPA=55.6 nM</p>	727.3
186(i)	 <p>SPA=224 nM</p>	717.3

186(j)		765.3
--------	---	-------

SPA=2121 nM

EXAMPLE 187



5

1-{3-[4-((4*S*,5*R*)-5-[3,5-bis(trifluoromethyl)phenyl]-4-methyl-2-oxo-1,3-oxazolidin-3-yl)methyl]-2-(3,3-difluoroazetidin-1-yl)pyrimidin-5-yl]-5-fluoro-4-methoxyphenyl}-5-(trifluoromethyl)-1*H*-pyrazole-4-carboxylic acid

Step A: Methyl 3-{3-[4-((4*S*,5*R*)-5-[3,5-bis(trifluoromethyl)phenyl]-4-methyl-2-oxo-1,3-oxazolidin-3-yl)methyl]-2-(methylsulfanyl)pyrimidin-5-yl]-4-methoxyphenyl}propanoate.

10 [4-((4*S*,5*R*)-5-[3,5-bis(trifluoromethyl)phenyl]-4-methyl-2-oxo-1,3-oxazolidin-3-yl)methyl]-2-(methylsulfanyl)pyrimidin-5-yl]boronic acid (INTERMEDIATE 57) (200 mg, 0.404 mmol), ethyl 1-(3-fluoro-5-iodo-4-methoxyphenyl)-5-(trifluoromethyl)-1*H*-pyrazole-4-carboxylate (Step C, INTERMEDIATE 56) (185 mg, 0.404 mmol), potassium carbonate (0.404 ml, 0.808 mmol),

15 1,1 bis(di-tert-butylphosphino)ferrocene palladium dichloride (27.5 mg, 0.040 mmol) and THF (5 mL) were sealed in a microwave vessel and subject to microwave irradiation at 120 °C for 30 min. Volatiles were removed under reduced pressure. The resulting pot residue was purified by preparative HPLC (reverse phase, Waters SunFire PrepC18 OBD 5 um 19x150 mm) eluting with

acetonitrile/water + 0.1% TFA (30% to 100% organic in 10 min, then to 100% for 2 min, 20 mL/min). Related fractions were pooled and evaporated under reduced pressure to afford a dark solid. This dark solid was further purified by preparative TLC (silica gel) developed with EtOAc/hexanes (30 % ethyl acetate v/v) to give the title compound as a colorless solid foam.

5 LCMS calc. = 781.14; found = 782.25 (M+H)⁺.

Step B: 1-{3-[4-((4S,5R)-5-[3,5-bis(trifluoromethyl)phenyl]-4-methyl-2-oxo-1,3-oxazolidin-3-yl)methyl]-2-(methylsulfanyl)pyrimidin-5-yl]-5-fluoro-4-methoxyphenyl}-5-(trifluoromethyl)-1H-pyrazole-4-carboxylic acid.

10 A solution of lithium hydroxide monohydrate (7.57 mg, 0.180 mmol) in water (1 mL) was added into a solution of methyl 3-{3-[4-((4S,5R)-5-[3,5-bis(trifluoromethyl)phenyl]-4-methyl-2-oxo-1,3-oxazolidin-3-yl)methyl]-2-(methylsulfanyl)pyrimidin-5-yl]-4-methoxyphenyl}propanoate (47 mg, 0.060 mmol) in 1,4-dioxane (1 mL) at room temperature. The resulting mixture was stirred at room temperature overnight. LCMS trace indicated completion of reaction. To the
15 crude was added HCl (1N) until the mixture turned cloudy. This cloudiness was dissolved by addition of MeCN. The resulting solution was purified by preparative HPLC (reverse phase, Kromasil® 100-5C18, 100x21.1 mm) eluting with acetonitrile/water + 0.05% HCOOH (30% to 100% organic in 10 min, hold 100% for 2 min, 20 mL/min). Related fractions were pooled and evaporated under reduced pressure to afford a white solid as the titled compound. LCMS calc. =
20 753.11; found = 754.19 (M+H)⁺.

Step C: 1-{3-[4-((4S,5R)-5-[3,5-bis(trifluoromethyl)phenyl]-4-methyl-2-oxo-1,3-oxazolidin-3-yl)methyl]-2-(methylsulfonyl)pyrimidin-5-yl]-5-fluoro-4-methoxyphenyl}-5-(trifluoromethyl)-1H-pyrazole-4-carboxylic acid.

25 1-{3-[4-((4S,5R)-5-[3,5-bis(trifluoromethyl)phenyl]-4-methyl-2-oxo-1,3-oxazolidin-3-yl)methyl]-2-(methylsulfanyl)pyrimidin-5-yl]-5-fluoro-4-methoxyphenyl}-5-(trifluoromethyl)-1H-pyrazole-4-carboxylic acid (38 mg, 0.050 mmol), mCPBA (26.1 mg, 0.151 mmol) and DCM (1 mL) were stirred at room temp for 2 hrs. LCMS trace indicated completion of reaction. Volatiles were removed under reduced pressure. The resulting residue was purified by
30 preparative HPLC (reverse phase, Kromasil® 100-5C18, 100x21.1 mm) eluting with Acetonitrile/water + 0.05% HCOOH (30% to 100% organic in 10 min, hold 100% for 2 min, 20 mL/min). Related fractions were pooled and evaporated under reduced pressure to afford a white solid as the titled compound. LCMS calc. = 785.10; found = 786.22 (M+H)⁺.

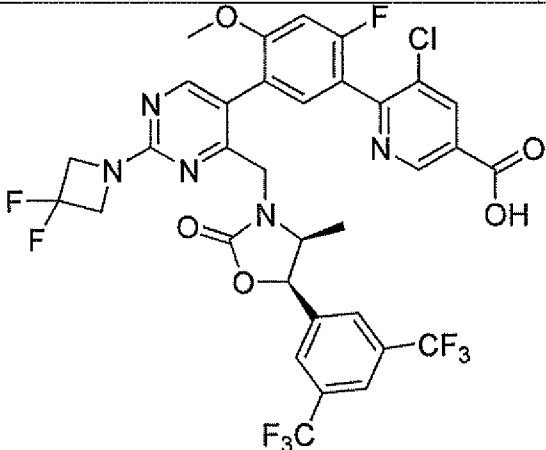
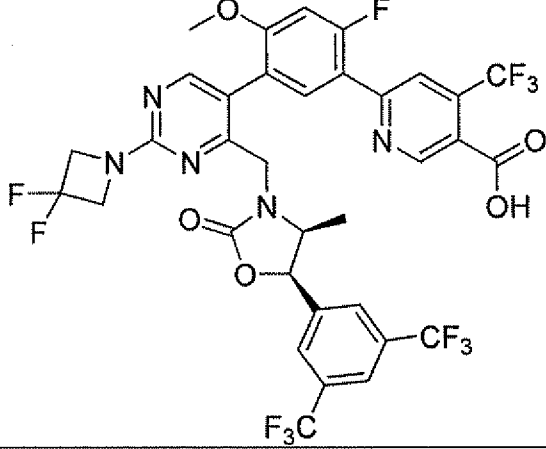
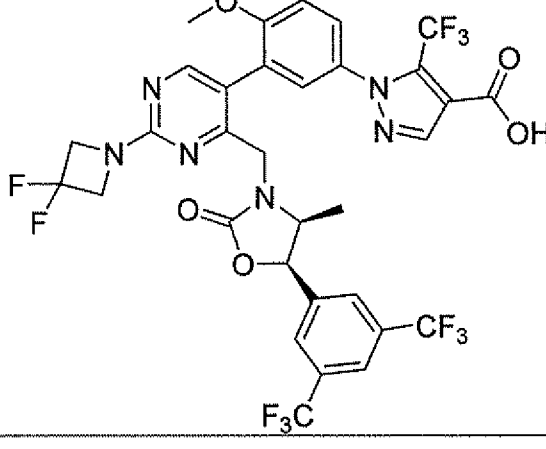
35 Step 4: 1-{3-[4-((4S,5R)-5-[3,5-bis(trifluoromethyl)phenyl]-4-methyl-2-oxo-1,3-oxazolidin-3-yl)methyl]-2-(3,3-difluoroazetidin-1-yl)pyrimidin-5-yl]-5-fluoro-4-methoxyphenyl}-5-(trifluoromethyl)-1H-pyrazole-4-carboxylic acid.

1-{3-[4-((4*S*,5*R*)-5-[3,5-bis(trifluoromethyl)phenyl]-4-methyl-2-oxo-1,3-oxazolidin-3-yl)methyl)-2-(methylsulfonyl)pyrimidin-5-yl]-5-fluoro-4-methoxyphenyl}-5-(trifluoromethyl)-1*H*-pyrazole-4-carboxylic acid (32 mg, 0.041 mmol), 3,3-difluoroazetidine hydrochloride (21.11 mg, 0.163 mmol), triethylamine (0.057 mL, 0.407 mmol) and THF (1 mL) were sealed in a uw
 5 vessel and subject to microwave irradiation at 120 °C for 20 min. The crude mixture was purified by flash chromatography (SiO₂, Biotage SNAP Cartridge, silica gel, KP-Sil, 50 g cartridge). The column was eluted by an EtOAc/hexanes mixture (0% to 40%). Related fractions were pooled and evaporated to afford a white solid glass as the titled compound.
 LCMS calc. = 798.15; found = 799.32 (M+L)⁺. ¹H-NMR (CDCl₃, 500 MHz) δ 8.25 (s, 1H), 8.16
 10 (s, 1H), 7.89 (s, 1H), 7.75 (s, 2H), 7.20 (dd, *J* = 11.3, 2.0 Hz, 1H), 7.11 (s, 1H), 5.66 (d, *J* = 8.0 Hz, 1H), 4.77 (d, *J* = 17.0 Hz, 1H), 4.54 (m, 4H), 4.25 (m, 1H), 4.05 (br s, 1H), 3.951 (s, 1.5H), 3.946 (s, 1.5H), 0.72 (s, 1.5H), 0.72 (s, 1.5H).

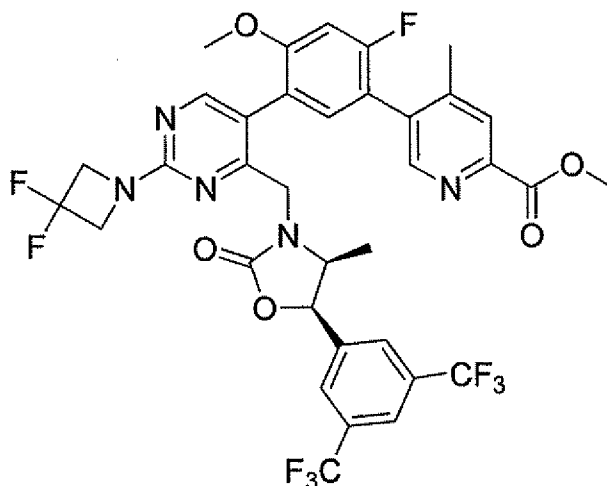
The following compounds (Table 19) were synthesized using methods analogous to those
 15 described in EXAMPLE 187 from commercially available materials or intermediates whose syntheses are described above.

TABLE 19

Example	Molecular structure	LCMS (M+H) ⁺
188		776.26

189		776.30
190		810.30
191		781.34

EXAMPLE 192



Methyl 5-{5-[4-({(4*S*,5*R*)-5-[3,5-bis(trifluoromethyl)phenyl]-4-methyl-2-oxo-1,3-oxazolidin-3-yl)methyl]-2-(3,3-difluoroazetidin-1-yl)pyrimidin-5-yl]-2-fluoro-4-methoxyphenyl}-4-methylpyridine-2-carboxylate

5 Step A: (4*S*,5*R*)-5-[3,5-bis(trifluoromethyl)phenyl]-3-{[5-bromo-2-(methylsulfonyl)pyrimidin-4-yl]methyl}-4-methyl-1,3-oxazolidin-2-one.

(4*S*,5*R*)-5-[3,5-bis(trifluoromethyl)phenyl]-3-{[5-bromo-2-(methylsulfonyl)pyrimidin-4-yl]methyl}-4-methyl-1,3-oxazolidin-2-one (INTERMEDIATE 45) (1.2544g, 2.366 mmol) and 3-chloroperoxybenzoic acid (1.225 g, 7.10 mmol) were mixed in CH₂Cl₂ (20 mL) at room
10 temperature overnight. The crude was purified by flash chromatography (SiO₂, Isolute Flash Si; 100 g prepacked cartridge). The column was eluted by an EtOAc/hexanes mixture (0% to 60%) to afford a colorless solid as the titled compound. LCMS calc. = 560.98; found = 564.04.

15 Step B: (4*S*,5*R*)-5-[3,5-bis(trifluoromethyl)phenyl]-3-{[5-bromo-2-(3,3-difluoroazetidin-1-yl)pyrimidin-4-yl]methyl}-4-methyl-1,3-oxazolidin-2-one.

(4*S*,5*R*)-5-[3,5-bis(trifluoromethyl)phenyl]-3-{[5-bromo-2-(methylsulfonyl)pyrimidin-4-yl]methyl}-4-methyl-1,3-oxazolidin-2-one (1.4428 g, 2.57 mmol) from Step A, 3,3-difluoroazetidine hydrochloride (0.997 g, 7.70 mmol), triethylamine (1.788 ml, 12.83 mmol) and THF (25 mL) were heated in a 63 °C oil bath overnight. The reaction crude was purified by flash
20 chromatography (SiO₂, Isolute Flash Si; 100 g prepacked cartridge). The column was eluted by an EtOAc/hexanes mixture (0% to 40%). Related fractions were pooled and evaporated to afford a light yellow solid foam as the titled compound. LCMS calc. = 574.03; found = 575.09 (M+H)⁺.

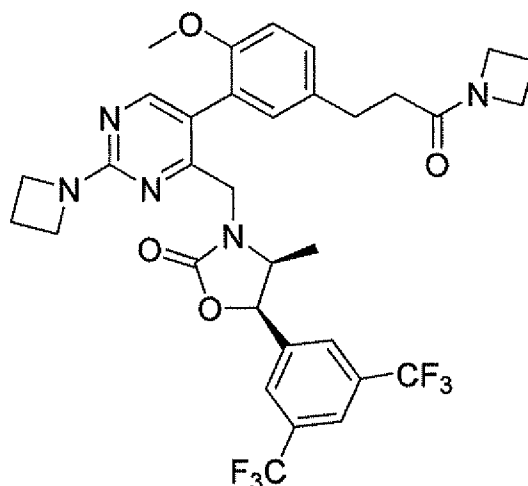
25 Step C: (4*S*,5*R*)-5-[3,5-bis(trifluoromethyl)phenyl]-3-{[2-(3,3-difluoroazetidin-1-yl)-5-(4,4,5,5-tetramethyl-1,3,2-dioxaborolan-2-yl)pyrimidin-4-yl]methyl}-4-methyl-1,3-oxazolidin-2-one.
(4*S*,5*R*)-5-[3,5-bis(trifluoromethyl)phenyl]-3-{[5-bromo-2-(3,3-difluoroazetidin-1-yl)pyrimidin-

4-yl)methyl}-4-methyl-1,3-oxazolidin-2-one (574.7 mg, 0.999 mmol) from Step B, 1,1'-bis(diphenylphosphino)ferrocene-palladium(ii)dichloride dichloromethane complex (82 mg, 0.100 mmol), bis(pinacolato)diboron (304 mg, 1.199 mmol), potassium acetate (147 mg, 1.499 mmol), 1,4-dioxane (2.220 mL) and DMSO (7.770 mL) were sealed in a uw vessel and subject to microwave irradiation at 140 °C for 20 min. LCMS indicated complete consumption of the starting material and formation of the desired product and other impurities/by-products. Volatiles were removed under reduced pressure. The resulting pot residue was purified by preparative HPLC (reverse phase, Waters SunFire PrepC18 OBD 5 um 19x150 mm) eluting with acetonitrile/water + 0.05% HCOOH (30% to 100% organic in 10 min, hold 100% for 2 min, 20 mL/min). Related fractions were pooled and evaporated under reduced pressure to afford a dark solid glass as a mixture of the titled compound (~ 40 a% pure) and other impurities/by-products. It was used without purification for the following step. LCMS calc. = 622.20; found = 623.28 (M+H)⁺.

Step D: methyl 5-{5-[4-({(4*S*,5*R*)-5-[3,5-bis(trifluoromethyl)phenyl]-4-methyl-2-oxo-1,3-oxazolidin-3-yl)methyl]-2-(3,3-difluoroazetidin-1-yl)pyrimidin-5-yl]-2-fluoro-4-methoxyphenyl}-4-methylpyridine-2-carboxylate.

(4*S*,5*R*)-5-[3,5-bis(trifluoromethyl)phenyl]-3-{[2-(3,3-difluoroazetidin-1-yl)-5-(4,4,5,5-tetramethyl-1,3,2-dioxaborolan-2-yl)pyrimidin-4-yl)methyl]-4-methyl-1,3-oxazolidin-2-one (83 mg, 0.133 mmol) from Step C, INTERMEDIATE 58 (40 mg, 0.100 mmol), potassium carbonate (0.138 ml, 0.277 mmol), 1,1 bis(di-tert-butylphosphino)ferrocene palladium dichloride (5 mg, 7.36 μmol) and tetrahydrofuran (1.5 mL) were sealed in a microwave vessel and subject to microwave irradiation at 140 °C for 25 min. Volatiles were removed under reduced pressure. The resulting pot residue was purified by preparative HPLC (reverse phase, Waters SunFire PrepC18 OBD 5 um 19x150 mm) eluting with acetonitrile/water + 0.05% HCOOH (30% to 100% organic in 10 min, hold 100% for 2 min, 20 mL/min). Related fractions were pooled and evaporated under reduced pressure to afford a brown glass as a formate of the titled compound. LCMS calc. = 769.19; found = 770.35 (M+H)⁺.

EXAMPLE 193

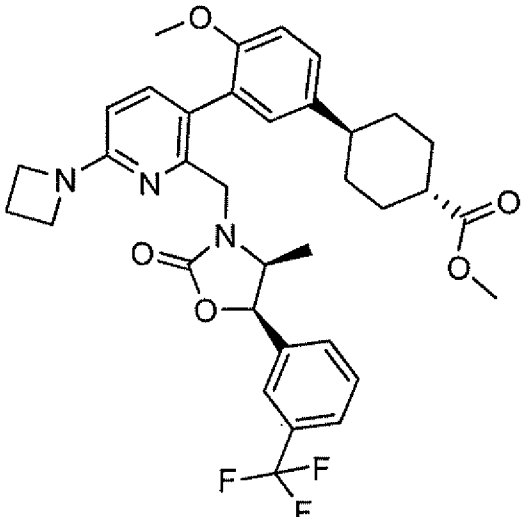
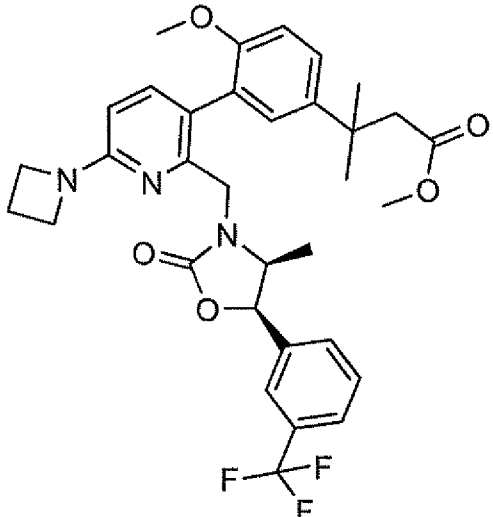
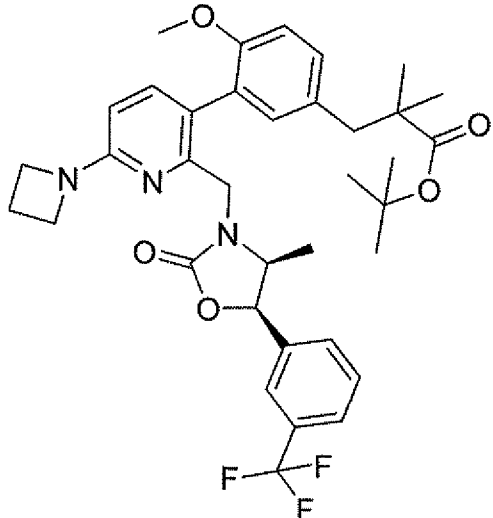


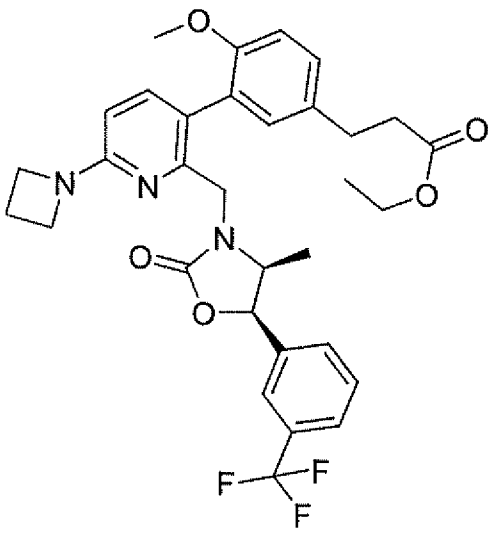
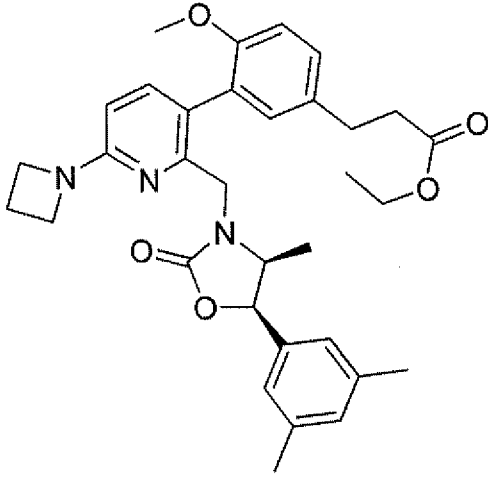
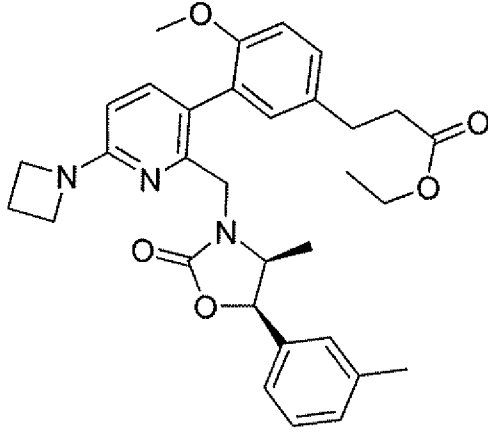
Azetidine 3-{3-[4-((4S,5R)-5-[3,5-bis(trifluoromethyl)phenyl]-4-methyl-2-oxo-1,3-oxazolidin-3-yl)methyl]-2-(azetidin-1-yl)pyrimidin-5-yl]-4-methoxyphenyl}propanamide

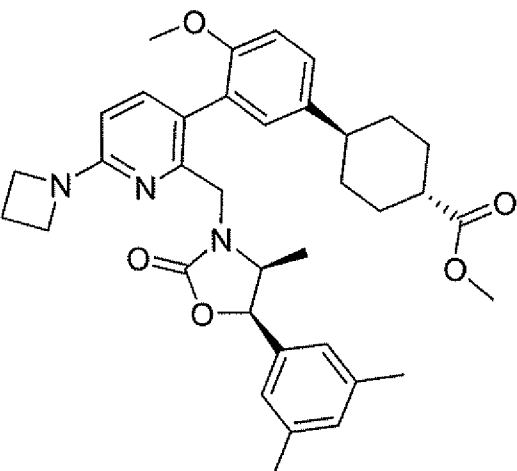
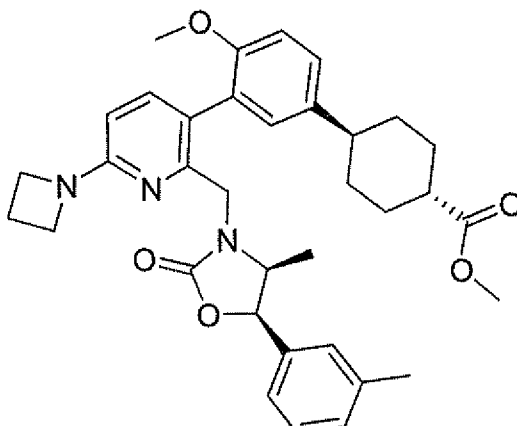
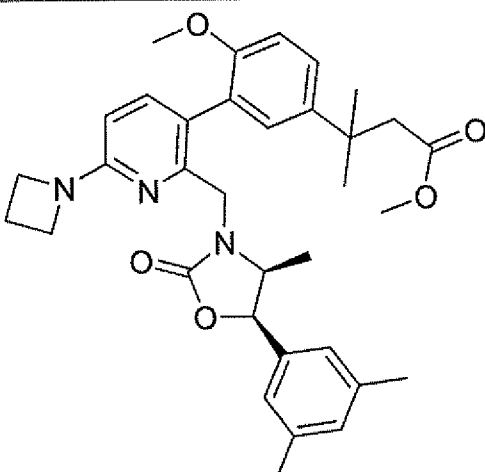
5 A mixture of methyl 3-{3-[4-((4S,5R)-5-[3,5-bis(trifluoromethyl)phenyl]-4-methyl-2-oxo-1,3-oxazolidin-3-yl)methyl]-2-(methylsulfonyl)pyrimidin-5-yl]-4-methoxyphenyl}propanoate from Example 140, Step B (50 mg, 0.074 mmol), azetidine (21.1 mg, 0.37 mmol) in THF (5 mL) was stirred at 25 °C for overnight. The solvents were removed. The residue was purified by column chromatography on silica gel Biotage 40S, eluting with EtOAc/hexane (2/8) to give the title
 10 compound as a yellow gum. ¹H NMR (CDCl₃, 500 MHz) δ 8.13 (s, 1H), 7.90 (s, 1H), 7.77 (s, 2H), 7.41 (d, *J* = 8 Hz, 1H), 7.02 (d, *J* = 2 Hz, 1H), 6.91 (d, *J* = 8 Hz, 1H), 5.65 (d, *J* = 8.5 Hz, 1H), 4.74 (m, 1H), 4.38 (m, 1H), 4.24 (m, 4H), 3.80-4.08 (m, 5H), 3.81 (s, 3H), 2.94 (t, *J* = 7.5 Hz, 2H), 2.45 (m, 2H), 2.38 (t, *J* = 7.5 Hz, 1H), 2.24 (m, 2H), 0.71 (d, *J* = 6.5 Hz, 3H). LCMS = 678.7 (M+H)⁺

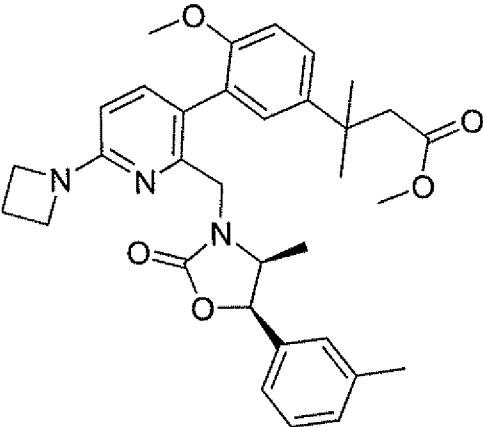
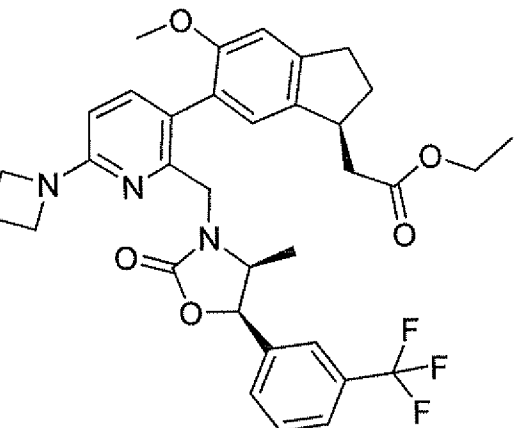
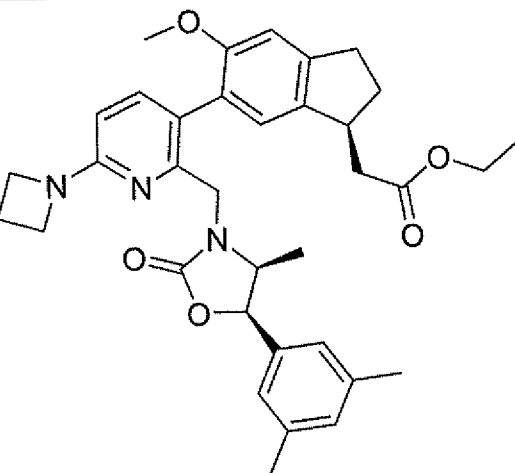
15 The following compounds (Table 20) were synthesized using methods analogous to those described previously from commercially available materials or intermediates whose syntheses are described above.

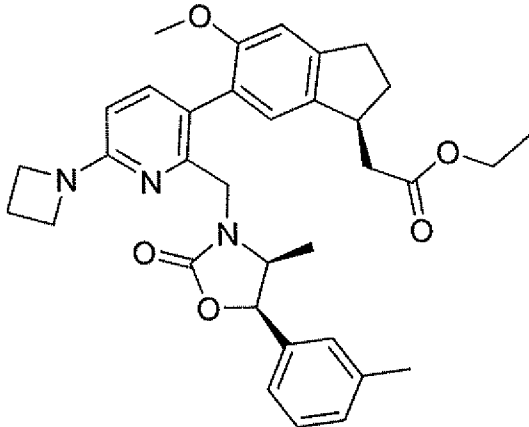
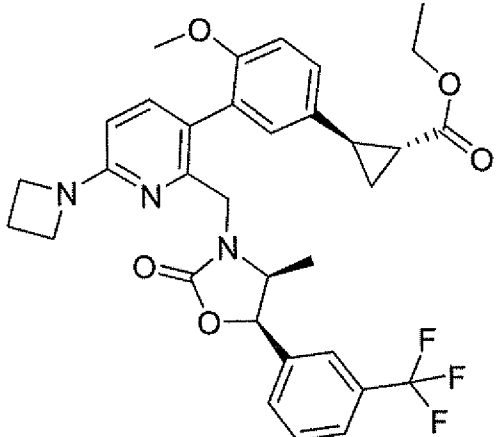
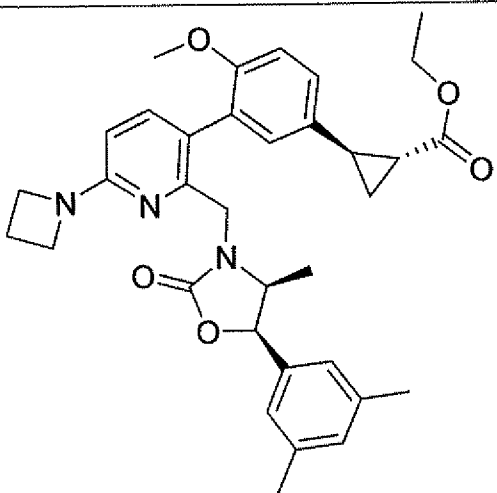
20 TABLE 20

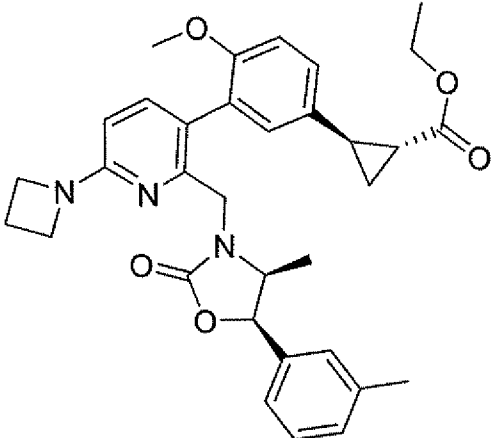
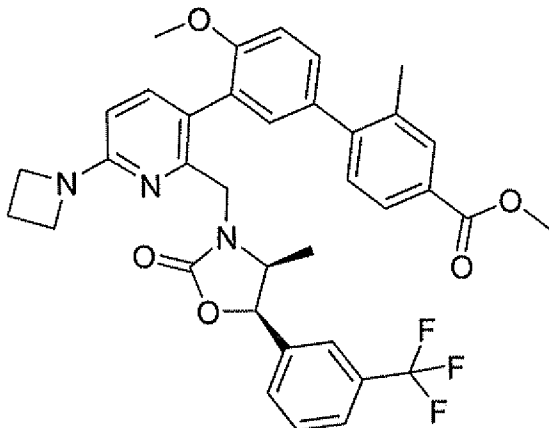
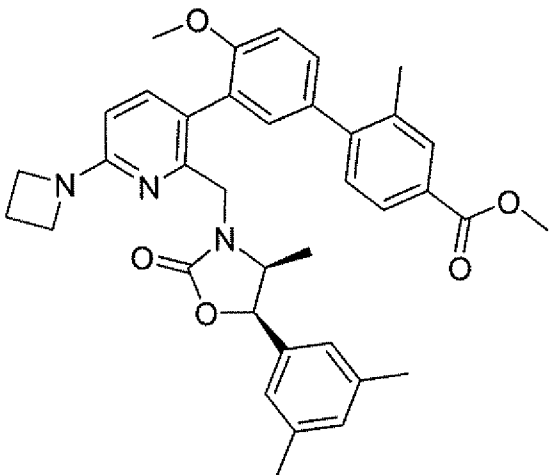
Example	Molecular structure	LCMS (M+H) ⁺
194	 <p>The chemical structure of Example 194 features a central oxazolidinone ring. The 2-position of the oxazolidinone is substituted with a 4-(4-methoxyphenyl)cyclohexyl group, where the cyclohexane ring has a methyl ester group at the 1-position. The 3-position of the oxazolidinone is substituted with a 4-(trifluoromethyl)phenyl group. The 4-position of the oxazolidinone is substituted with a 4-(azetidin-1-yl)pyridin-2-ylmethyl group.</p>	638.2
195	 <p>The chemical structure of Example 195 features a central oxazolidinone ring. The 2-position of the oxazolidinone is substituted with a 4-(4-methoxyphenyl)-2-methylbutyl group. The 3-position of the oxazolidinone is substituted with a 4-(trifluoromethyl)phenyl group. The 4-position of the oxazolidinone is substituted with a 4-(azetidin-1-yl)pyridin-2-ylmethyl group.</p>	612.3
196	 <p>The chemical structure of Example 196 features a central oxazolidinone ring. The 2-position of the oxazolidinone is substituted with a 4-(4-methoxyphenyl)-2,2-dimethylbutyl group. The 3-position of the oxazolidinone is substituted with a 4-(trifluoromethyl)phenyl group. The 4-position of the oxazolidinone is substituted with a 4-(azetidin-1-yl)pyridin-2-ylmethyl group.</p>	654.3

197	 <p>Chemical structure of compound 197: A pyridine ring substituted with a cyclobutyl group at the 3-position and a (4-methoxyphenyl)methyl group at the 4-position. The pyridine ring is connected via a methylene bridge to the nitrogen of a 5-membered oxazolidinone ring. The oxazolidinone ring has a methyl group at the 2-position and a (4-(trifluoromethyl)phenyl) group at the 4-position. A (4-methoxyphenyl)ethyl ester group is attached to the 4-position of the pyridine ring.</p>	598.2
198	 <p>Chemical structure of compound 198: A pyridine ring substituted with a cyclobutyl group at the 3-position and a (4-methoxyphenyl)methyl group at the 4-position. The pyridine ring is connected via a methylene bridge to the nitrogen of a 5-membered oxazolidinone ring. The oxazolidinone ring has a methyl group at the 2-position and a (4-methylphenyl) group at the 4-position. A (4-methoxyphenyl)ethyl ester group is attached to the 4-position of the pyridine ring.</p>	558.3
199	 <p>Chemical structure of compound 199: A pyridine ring substituted with a cyclobutyl group at the 3-position and a (4-methoxyphenyl)methyl group at the 4-position. The pyridine ring is connected via a methylene bridge to the nitrogen of a 5-membered oxazolidinone ring. The oxazolidinone ring has a methyl group at the 2-position and a (4-methylphenyl) group at the 4-position. A (4-methoxyphenyl)ethyl ester group is attached to the 4-position of the pyridine ring.</p>	544.2

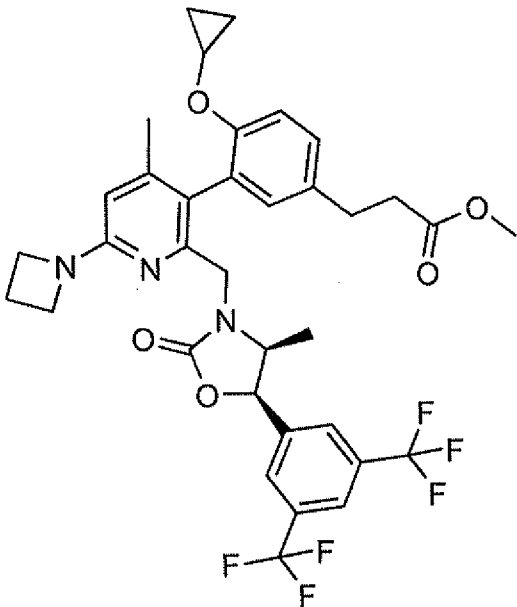
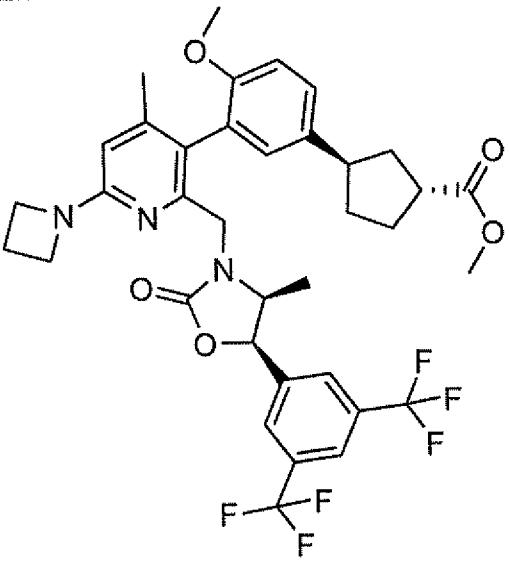
200		598.3
201		584.4
202		572.3

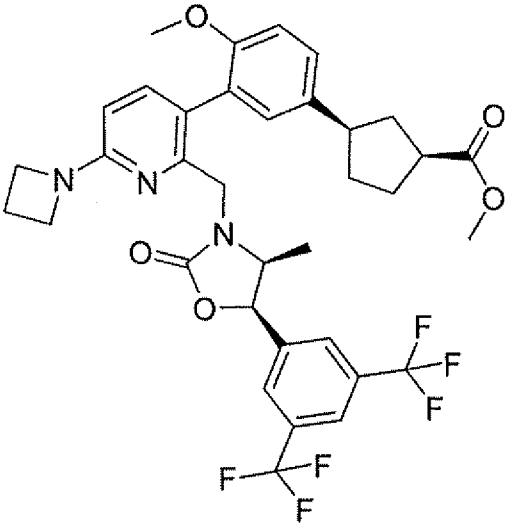
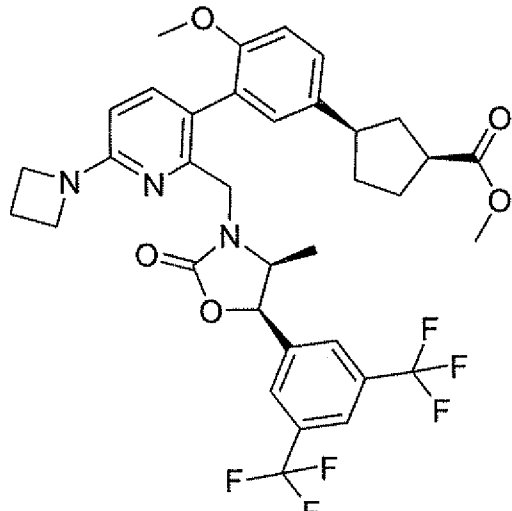
203		558.3
204		624.2
205		584.3

206		570.4
207		610.2
208		570.4

209		556.2
210		646.3
211		606.3

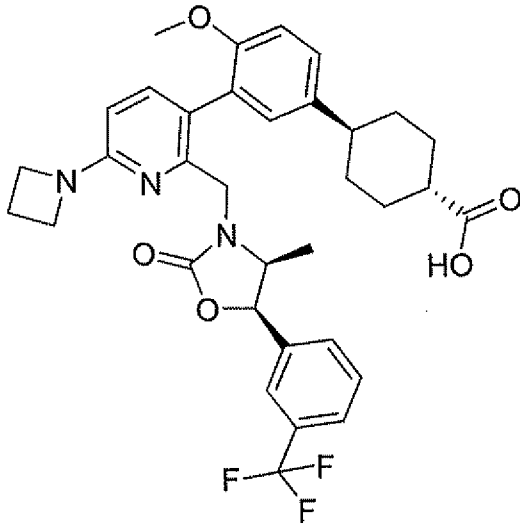
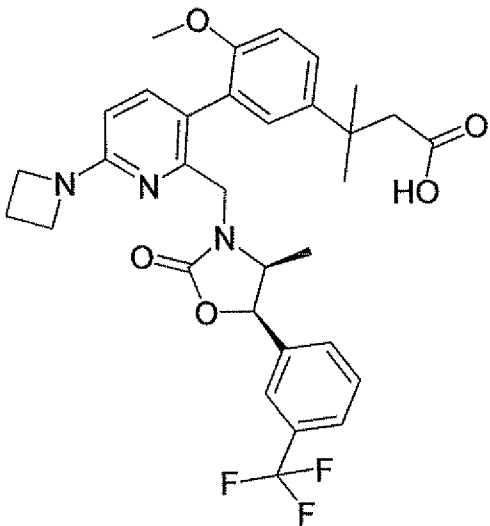
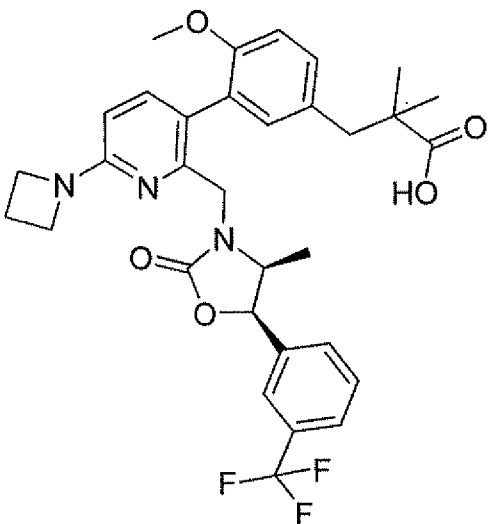
212		592.3
213		678.4
214	<p>trans/racemic at cyclopentyl</p>	692.4

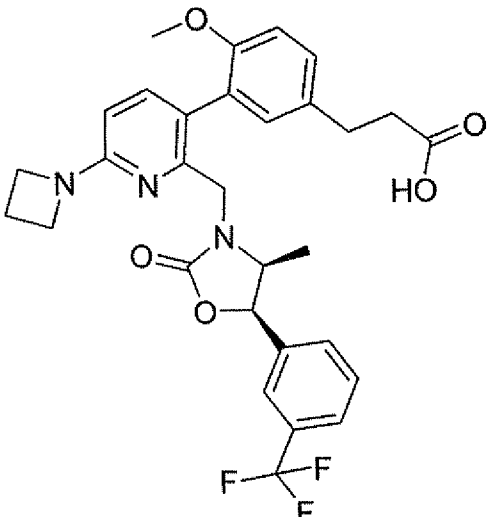
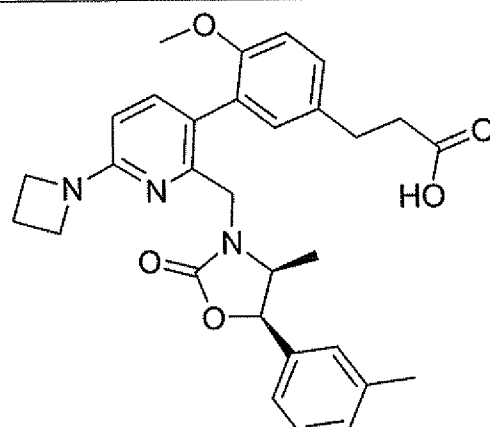
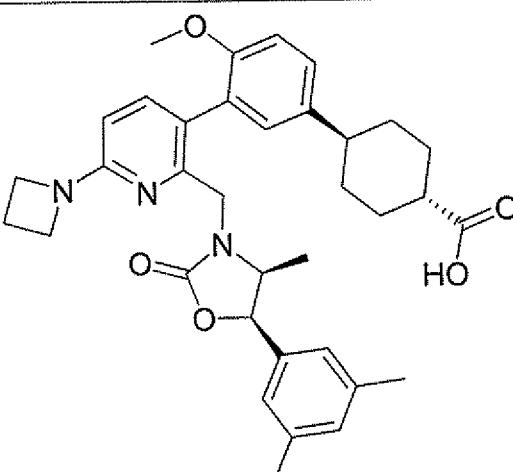
215		692.4
216	 <p data-bbox="454 1478 1141 1512">trans/racemic at cyclopentyl; mixture of atropisomers</p>	706.4

217	 <p>Chemical structure of compound 217: A complex molecule featuring a central oxazolidinone ring. The oxazolidinone ring is substituted with a methyl group, a 4-(trifluoromethyl)phenyl group, and a 4-(trifluoromethyl)phenyl group. The 4-(trifluoromethyl)phenyl group is further substituted with a 4-methoxyphenyl group. The oxazolidinone ring is also substituted with a 4-(trifluoromethyl)phenyl group. The 4-(trifluoromethyl)phenyl group is further substituted with a 4-methoxyphenyl group. The oxazolidinone ring is also substituted with a 4-(trifluoromethyl)phenyl group. The 4-(trifluoromethyl)phenyl group is further substituted with a 4-methoxyphenyl group.</p>	692.4
218	 <p>Chemical structure of compound 218: A complex molecule featuring a central oxazolidinone ring. The oxazolidinone ring is substituted with a methyl group, a 4-(trifluoromethyl)phenyl group, and a 4-(trifluoromethyl)phenyl group. The 4-(trifluoromethyl)phenyl group is further substituted with a 4-methoxyphenyl group. The oxazolidinone ring is also substituted with a 4-(trifluoromethyl)phenyl group. The 4-(trifluoromethyl)phenyl group is further substituted with a 4-methoxyphenyl group. The oxazolidinone ring is also substituted with a 4-(trifluoromethyl)phenyl group. The 4-(trifluoromethyl)phenyl group is further substituted with a 4-methoxyphenyl group.</p>	692.4

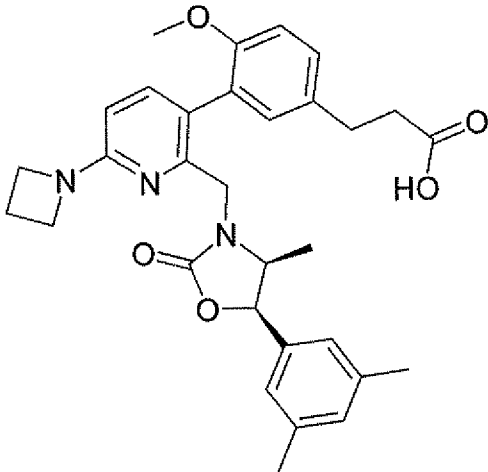
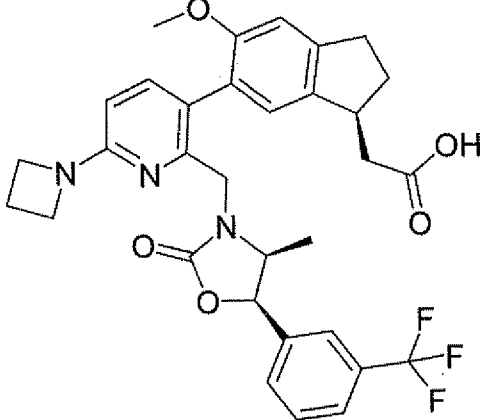
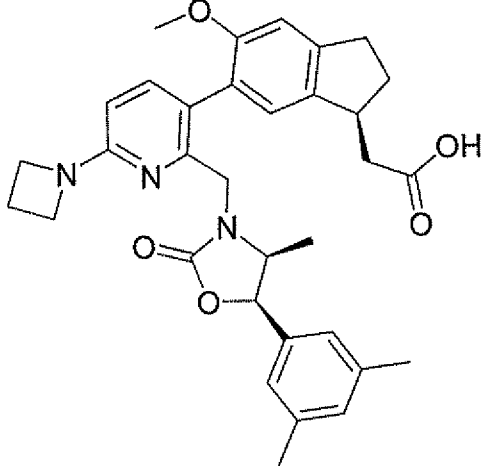
The following compounds (Table 21) were synthesized using methods analogous to those described for EXAMPLES 60 and 61 from commercially available materials or intermediates whose syntheses are described above.

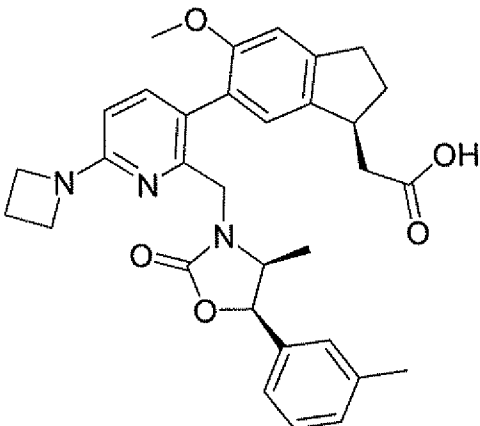
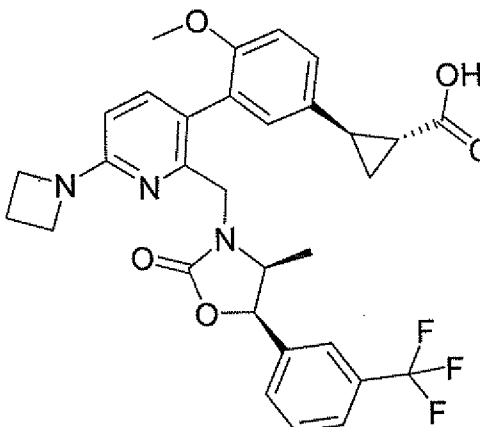
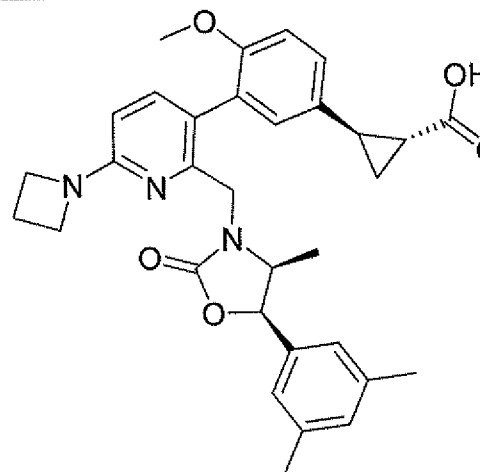
TABLE 21

Example	Molecular structure	LCMS (M+H) ⁺
219		624.2
220		598.2
221		598.2

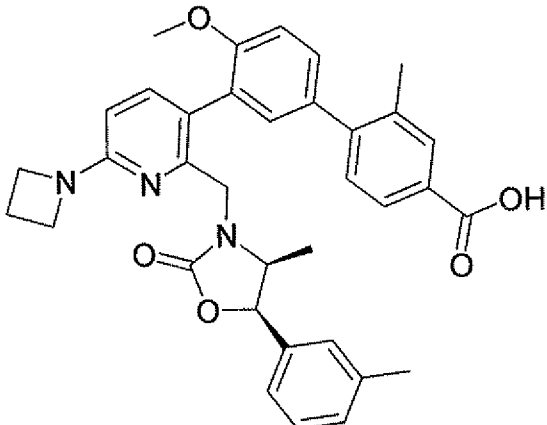
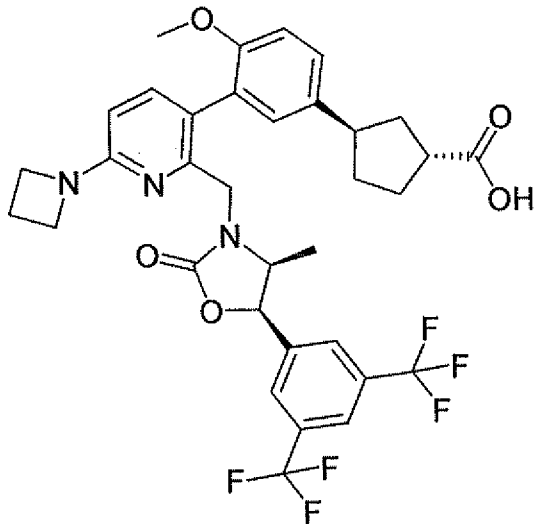
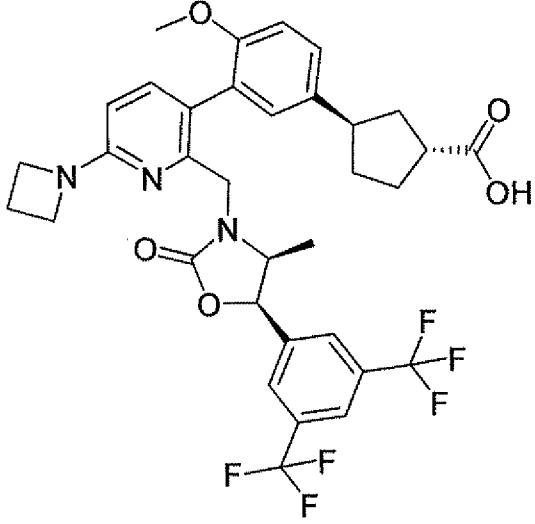
222		570.2
223		516.2
224		584.3

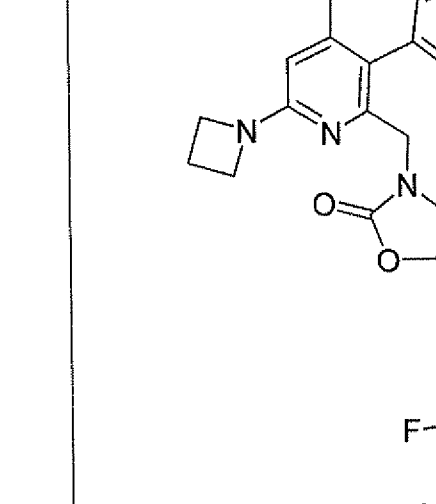
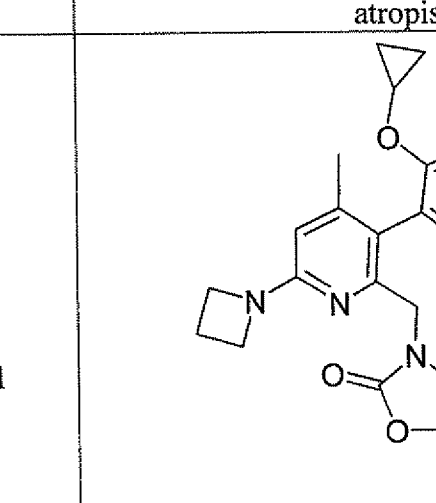
225	 <chem>COc1ccc(cc1C2CCCCC2CC3=CC=CC=C3N4C(=O)OC[C@H]3C[C@@H](C4)c5ccc(C)cc5)C6CCCCC6CC7=CC=CC=C7N8C9CCCC9=N8C(=O)O</chem>	570.3
226	 <chem>COc1ccc(cc1CC(C)(C)CC(=O)O)CC2=CC=CC=C2N3C(=O)OC[C@H]2C[C@@H](C3)c4ccc(C)cc4</chem>	558.3
227	 <chem>COc1ccc(cc1CC(C)(C)CC(=O)O)CC2=CC=CC=C2N3C(=O)OC[C@H]2C[C@@H](C3)c4ccc(C)cc4</chem>	558.3

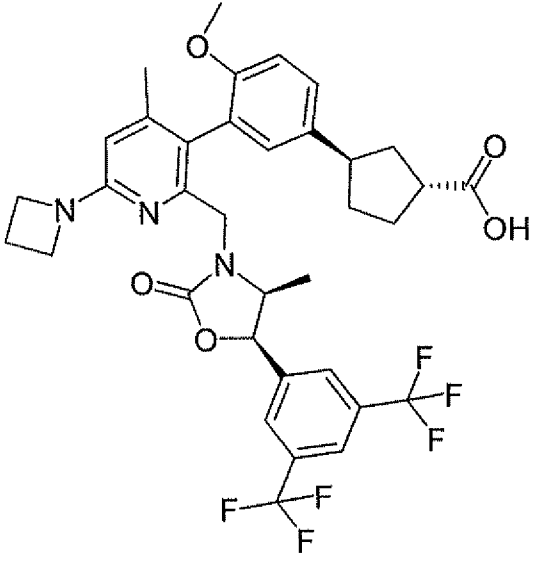
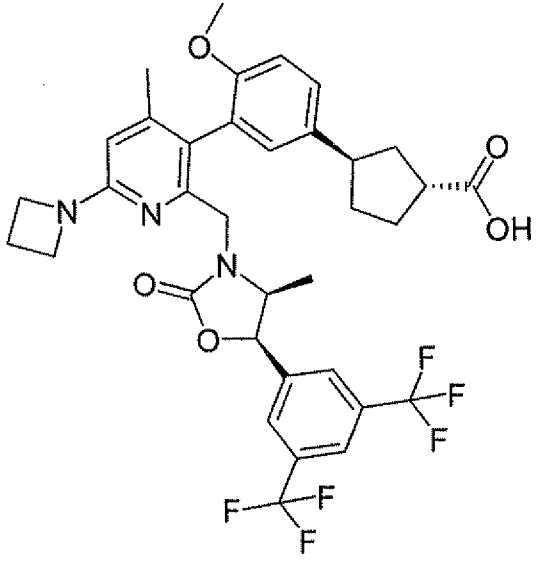
228		530.2
229		596.4
230		556.3

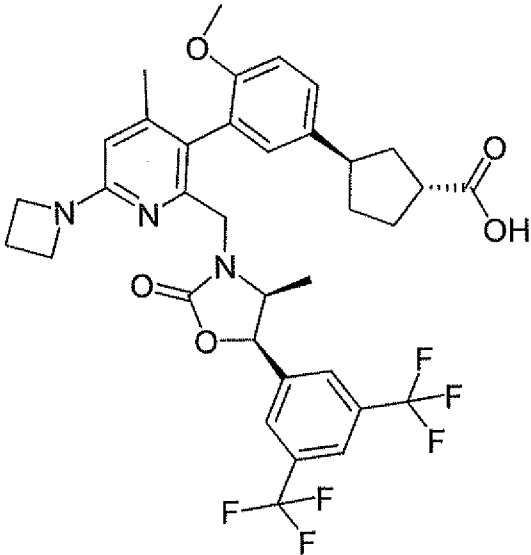
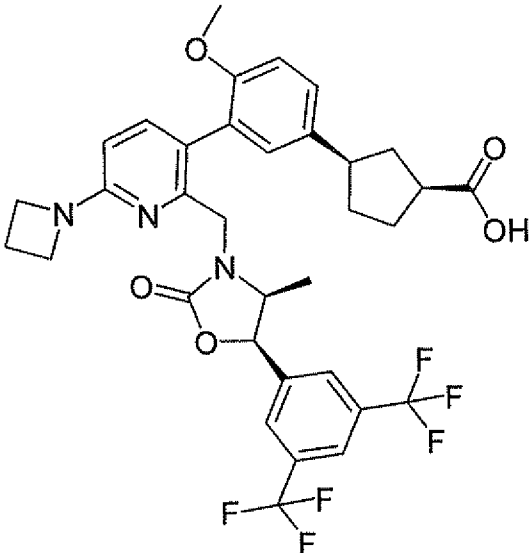
231		542.3
232		582.2
233		542.2

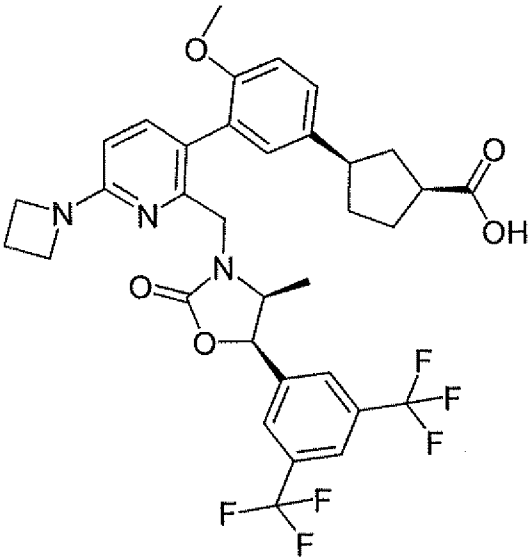
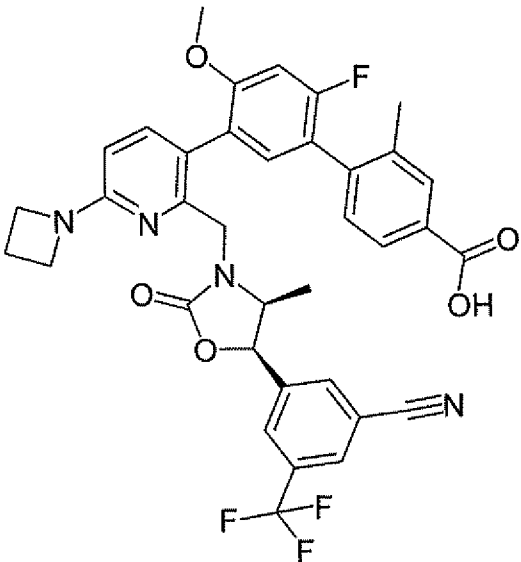
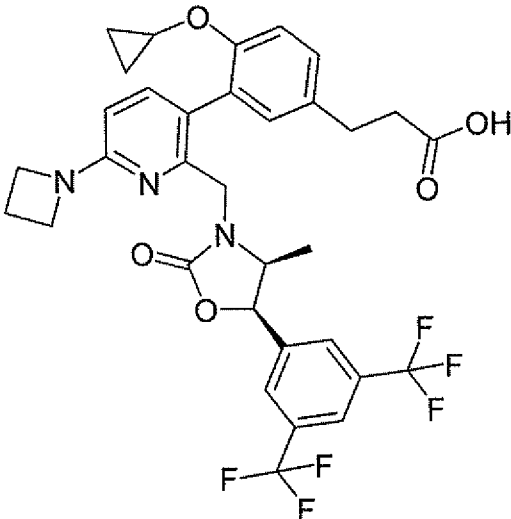
234		528.5
235		632.3
236		592.3

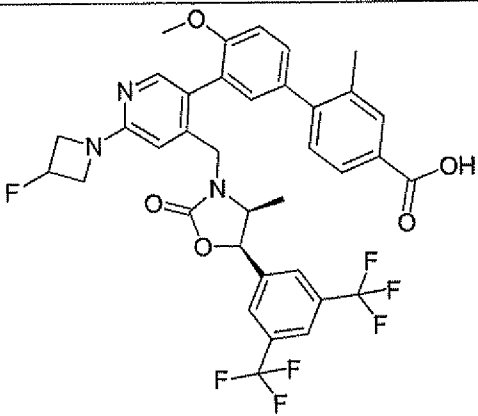
237		578.3
238	 <p>trans at cyclopentyl, enantiomer A</p>	678.3
239	 <p>trans at cyclopentyl, enantiomer B</p>	678.3

240	 <p>Chemical structure of atropisomer A. It features a central oxazolidinone ring. The 2-position of the oxazolidinone is substituted with a 4-(3-oxo-3-phenylpropyl)phenyl group, which is further substituted with a cyclopropyl ether at the para position. The 4-position of the oxazolidinone is substituted with a 4-(3-oxo-3-phenylpropyl)phenyl group, which is further substituted with a cyclopropyl ether at the para position. The 5-position of the oxazolidinone is substituted with a 4-(3-oxo-3-phenylpropyl)phenyl group, which is further substituted with a cyclopropyl ether at the para position. The 6-position of the oxazolidinone is substituted with a 4-(3-oxo-3-phenylpropyl)phenyl group, which is further substituted with a cyclopropyl ether at the para position.</p>	678.4
241	 <p>Chemical structure of atropisomer B. It is identical to atropisomer A, but the stereochemistry at the chiral center is inverted.</p>	678.4

242	 <p>atropisomer A, enantiomer 1</p>	692.4
243	 <p>atropisomer A, enantiomer 2</p>	692.4

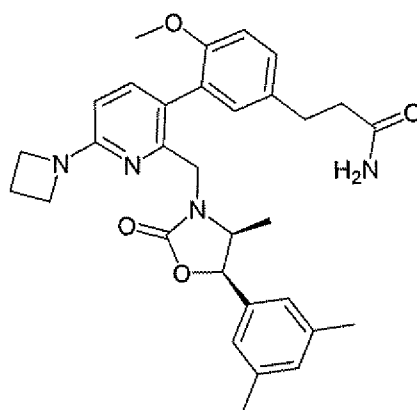
244	 <p>atropisomer B, enantiomer 1</p>	692.4
245	 <p>cis at cyclopentyl, enantiomer 1</p>	678.3

246	 <p>Chemical structure of compound 246: A complex molecule featuring a central pyridine ring substituted with a cyclobutyl group and a methoxyphenyl group. The pyridine ring is connected via a methylene bridge to a chiral center (C1) of a five-membered cyclic carbonate. This chiral center is also bonded to a methyl group and a 4,4,4-trifluorophenyl group. The 4,4,4-trifluorophenyl group is further substituted with a 4,4,4-trifluorophenyl group. The pyridine ring is also connected via a methylene bridge to a 4-methoxyphenyl group, which is further substituted with a cyclopentyl group. The cyclopentyl group is substituted with a carboxylic acid group.</p>	678.3
247	 <p>Chemical structure of compound 247: A complex molecule featuring a central pyridine ring substituted with a cyclobutyl group and a 4-fluorophenyl group. The pyridine ring is connected via a methylene bridge to a chiral center (C1) of a five-membered cyclic carbonate. This chiral center is also bonded to a methyl group and a 4,4,4-trifluorophenyl group. The 4,4,4-trifluorophenyl group is further substituted with a 4,4,4-trifluorophenyl group. The pyridine ring is also connected via a methylene bridge to a 4-fluorophenyl group, which is further substituted with a carboxylic acid group.</p>	675.4
248	 <p>Chemical structure of compound 248: A complex molecule featuring a central pyridine ring substituted with a cyclobutyl group and a 4-(cyclopropylmethoxy)phenyl group. The pyridine ring is connected via a methylene bridge to a chiral center (C1) of a five-membered cyclic carbonate. This chiral center is also bonded to a methyl group and a 4,4,4-trifluorophenyl group. The 4,4,4-trifluorophenyl group is further substituted with a 4,4,4-trifluorophenyl group. The pyridine ring is also connected via a methylene bridge to a 4-(cyclopropylmethoxy)phenyl group, which is further substituted with a carboxylic acid group.</p>	664.3

248(a)		718.5
--------	---	-------

SPA=9.4 nM

EXAMPLE 249

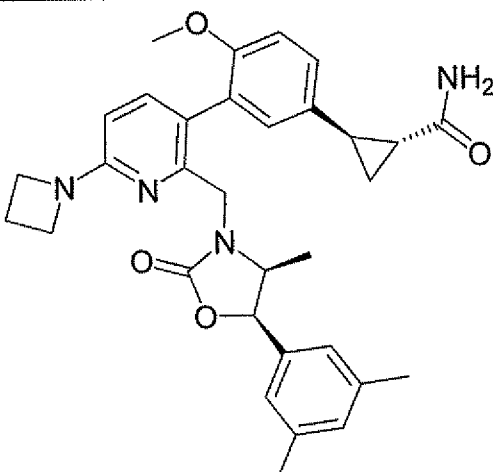
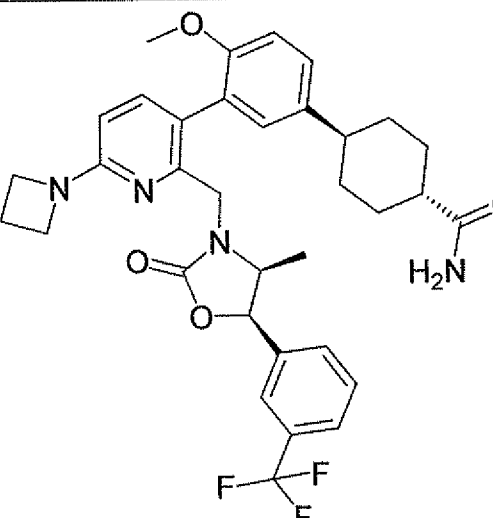
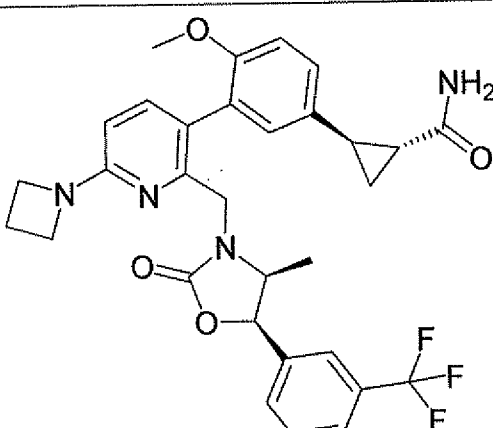


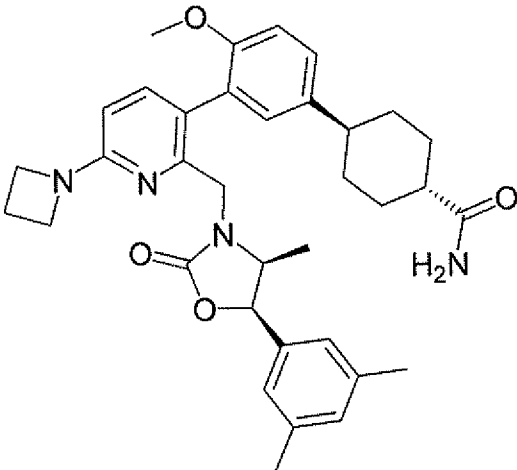
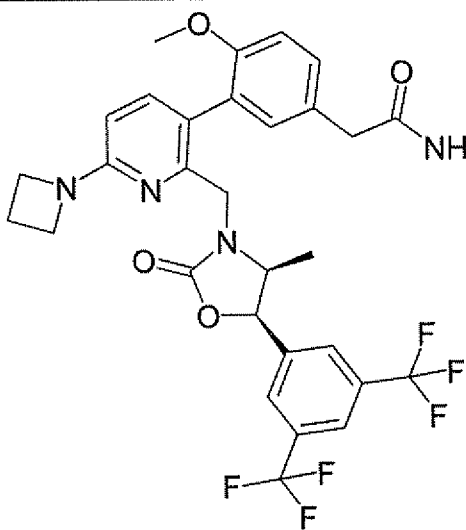
3-[3-(6-azetidin-1-yl-2-{[(4S,5R)-5-(3,5-dimethylphenyl)-4-methyl-2-oxo-1,3-oxazolidin-3-yl]methyl}pyridin-3-yl)-4-methoxyphenyl]propanamide

To a solution of 3-[3-(6-azetidin-1-yl-2-{[(4S,5R)-5-(3,5-dimethylphenyl)-4-methyl-2-oxo-1,3-oxazolidin-3-yl]methyl}pyridin-3-yl)-4-methoxyphenyl]propanoic acid (EXAMPLE 228) (8 mg, 0.014 mmol) in DCM (2 ml) was added oxalyl chloride (2M in DCM) (100 μ l, 0.200 mmol) and a drop of DMF. The solution was stirred for 30 minutes, concentrated, dissolved in THF (2 ml), added ammonium hydroxide (50 μ l, 0.360 mmol) and stirred overnight. The mixture was acidified with 50 μ l of TFA, concentrated, dissolved in MeOH, filtered, and purified by RP HPLC to afford the title compound. Mass spectrum (ESI) 529.5. ^1H NMR (500 MHz, CD_3OD): δ 7.31 (d, J = 8.3 Hz, 1 H); 7.20 (dd, J = 8.4, 2.3 Hz, 1 H); 7.02 (s, 1 H); 6.96 (s, 2 H); 6.83 (s, 2 H); 6.35 (d, J = 8.4 Hz, 1 H); 5.40 (d, J = 8.5 Hz, 1 H); 4.80-4.48 (m, 1H); 4.24-3.64 (m, 2H); 4.05 (t, J = 7.4 Hz, 4 H); 3.75 (s, 3 H); 2.88 (m, 2 H); 2.48 (m, 3 H); 2.41 (m, 2 H); 2.28 (s, 6 H); 0.59 (m, 3 H).

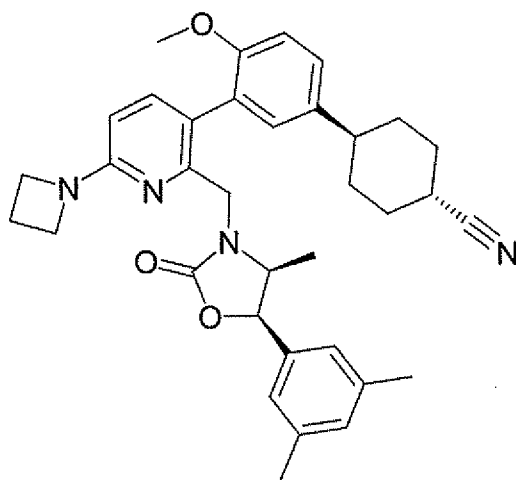
The following compounds (Table 22) were synthesized using methods analogous to those described for EXAMPLE 249 from commercially available materials or intermediates whose syntheses are described above.

TABLE 22

Example	Molecular structure	LCMS (M+H) ⁺
250		541.5
251		623.5
252		581.4

253	 <p>Chemical structure of compound 253: A complex molecule featuring a central oxazolidinone ring. The oxazolidinone ring is substituted with a 4-methylphenyl group at the 2-position and a 4-methoxyphenyl group at the 4-position. The 4-methoxyphenyl group is further substituted with a cyclohexyl ring at the 4-position. The cyclohexyl ring is substituted with an amide group (-CONH₂) at the 1-position. The oxazolidinone ring is also substituted with a 4-methylphenyl group at the 3-position. The 4-methylphenyl group is further substituted with a pyridine ring at the 4-position. The pyridine ring is substituted with a cyclobutyl ring at the 2-position.</p>	583.4
254	 <p>Chemical structure of compound 254: A complex molecule featuring a central oxazolidinone ring. The oxazolidinone ring is substituted with a 4-methylphenyl group at the 2-position and a 4-methoxyphenyl group at the 4-position. The 4-methoxyphenyl group is further substituted with a cyclohexyl ring at the 4-position. The cyclohexyl ring is substituted with an amide group (-CONH₂) at the 1-position. The oxazolidinone ring is also substituted with a 4-methylphenyl group at the 3-position. The 4-methylphenyl group is further substituted with a pyridine ring at the 4-position. The pyridine ring is substituted with a cyclobutyl ring at the 2-position.</p>	623.3

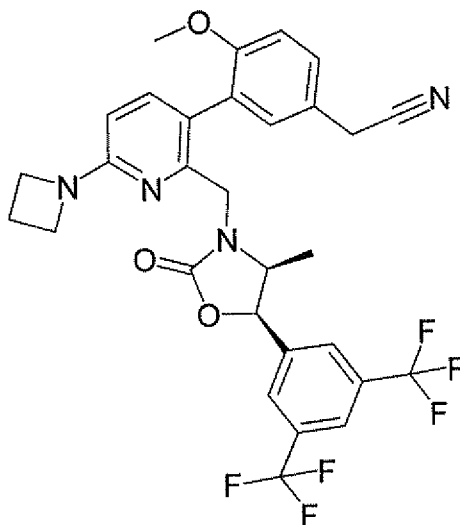
EXAMPLE 255



trans-4-[3-(6-azetidin-1-yl-2-{{[(4*S*,5*R*)-5-(3,5-dimethylphenyl)-4-methyl-2-oxo-1,3-oxazolidin-3-yl]methyl}pyridin-3-yl)-4-methoxyphenyl]cyclohexanecarbonitrile

A solution of *trans*-4-[3-(6-azetidin-1-yl-2-{{[(4*S*,5*R*)-5-(3,5-dimethylphenyl)-4-methyl-2-oxo-1,3-oxazolidin-3-yl]methyl}pyridin-3-yl)-4-methoxyphenyl]cyclohexanecarboxamide (EXAMPLE 253) (21 mg, 0.036 mmol) and cyanuric chloride (13.29 mg, 0.072 mmol) in DMF (2 ml) was stirred at RT under nitrogen. After 30 minutes added water and extracted with ethyl acetate. The organic was washed with brine, dried over sodium sulfate, filtered, and the solvent was evaporated under reduced pressure. The crude was purified by RP HPLC on a Kromasil®-5C18 21.2x100 mm column, eluting with a gradient of MeCN (0.1% TFA) in water (0.1% TFA) from 10% to 100% over 8 minutes, hold at 100% for 1 minute, at 20 ml/min flow rate to afford the title compound as the TFA salt. Mass spectrum (ESI) 565.3 (M+1). ¹H NMR (500 MHz, CD₃OD): (atropisomers) δ 7.69 (d, J=8.9Hz, 1H); 7.31 (m, 1H); 7.13-7.02 (m, 2H); 6.97 (s, 1H); 6.79 (d, J=8.9Hz, 1H); 6.75 (s, 2H); 5.14 (dd, J=7.7, 33.1Hz, 1H); 4.65 (m, 1H); 4.38 (t, J=7.7Hz, 4H); 4.26 (dd, J=16.1, 61.4Hz, 1H); 3.78 (d, J=8.5Hz, 3H); 3.59 (m, 1H); 2.67-2.53 (m, 4H); 2.27 (s, 6H); 2.18 (d, J=11.2Hz, 2H); 1.95-1.84 (m, 2H); 1.69 (q, J=12.6Hz, 2H); 1.51 (q, J=12.5Hz, 2H); 0.41 (d, J=6.6Hz, 3H).

EXAMPLE 256

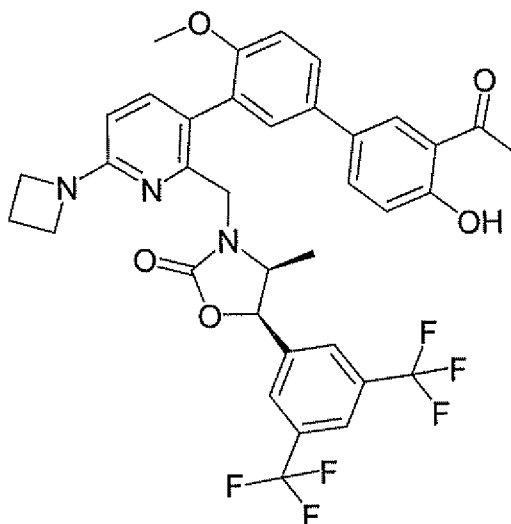


{3-[6-azetidin-1-yl-2-({[(4*S*,5*R*)-5-[3,5-bis(trifluoromethyl)phenyl]-4-methyl-2-oxo-1,3-oxazolidin-3-yl]methyl}pyridin-3-yl)-4-methoxyphenyl]acetoneitrile

The title compound was synthesized from 2-[3-[6-azetidin-1-yl-2-({[(4*S*,5*R*)-5-[3,5-bis(trifluoromethyl)phenyl]-4-methyl-2-oxo-1,3-oxazolidin-3-yl]methyl}pyridin-3-yl)-4-methoxyphenyl]acetamide (EXAMPLE 254) using an analogous method to that described on EXAMPLE 255. Mass spectrum (ESI) 605.2 (M+1). ¹H NMR (500 MHz, CD₃OD): δ 7.97 (s, 1

H); 7.87 (s, 2 H); 7.50 (d, J = 8.6 Hz, 1 H); 7.39 (d, J = 8.5 Hz, 1 H); 7.22 (s, 1 H); 7.10 (d, J = 8.3 Hz, 1 H); 6.57 (d, J = 8.6 Hz, 1 H); 5.67 (m, 1H); 4.68 (d, J = 16.0 Hz, 1 H); 4.20 (t, J = 7.4 Hz, 4 H); 4.07 (m, 2 H); 3.86 (s, 2 H); 3.81 (s, 3 H); 2.49 (m, 2 H); 0.56 (m, 3 H).

EXAMPLE 257



(4S,5R)-3-([3-(3'-acetyl-4'-hydroxy-4-methoxybiphenyl-3-yl)-6-azetidin-1-yl]pyridin-2-yl)methyl)-5-[3,5-bis(trifluoromethyl)phenyl]-4-methyl-1,3-oxazolidin-2-one

Step A: (4S,5R)-3-([3-(3'-acetyl-4'-(benzyloxy)-4-methoxybiphenyl-3-yl)-6-azetidin-1-yl]pyridin-2-yl)methyl)-5-[3,5-bis(trifluoromethyl)phenyl]-4-methyl-1,3-oxazolidin-2-one

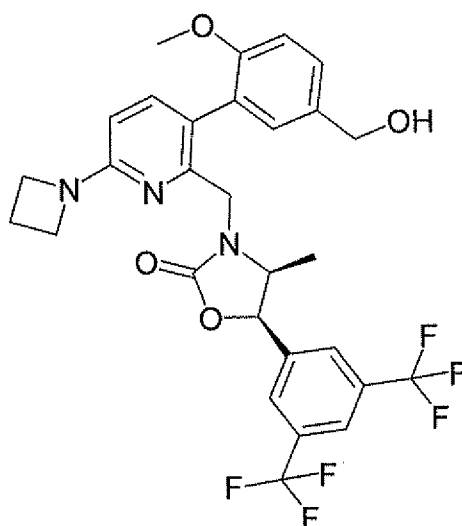
To a mixture of 1-(5-bromo-2-hydroxyphenyl)ethanone (505 mg, 2.348 mmol) and cesium carbonate (1339 mg, 4.11 mmol) in DMF (5 ml) was added benzyl bromide (0.351 ml, 2.94 mmol) and the resulting mixture was stirred overnight. The reaction mixture was diluted with EtOAc and washed 2 times with water, followed by brine. The organic layer was dried over sodium sulfate, filtered, and the solvent was evaporated under reduced pressure. The residue was purified by flash column chromatography on silica gel, eluting with EtOAc in hexanes to afford 709 mg of 1-[2-(benzyloxy)-5-bromophenyl]ethanone, 703 mg (2.304 mmol) of which were combined with BISPIN (731 mg, 2.88 mmol), PdCl₂(dppf) (202 mg, 0.276 mmol), and potassium acetate (452 mg, 4.61 mmol) in 1,4-dioxane (2 ml)/DMSO (10 ml). The mixture was heated at 80°C overnight. The solids were filtered through a silica plug washing with EtOAc. Water was added and the filtrate was extracted 3 times with EtOAc. The combined organics were washed with brine, dried over sodium sulfate, and concentrated. The residue was purified by flash column chromatography on silica gel, eluting with EtOAc in hexanes to afford 634 mg of 1-[2-(benzyloxy)-5-(4,4,5,5-tetramethyl-1,3,2-dioxaborolan-2-yl)phenyl]ethanone. A mixture of 64

mg (0.182 mmol) of 1-[2-(benzyloxy)-5-(4,4,5,5-tetramethyl-1,3,2-dioxaborolan-2-yl)phenyl]ethanone, 63 mg (0.105 mmol) of (4*S*,5*R*)-3-{[6-azetidin-1-yl-3-(5-chloro-2-methoxyphenyl)pyridin-2-yl]methyl}-5-[3,5-bis(trifluoromethyl)phenyl]-4-methyl-1,3-oxazolidin-2-one (EXAMPLE 27), potassium carbonate (1M aqueous) (0.400 ml, 0.400 mmol), and 1,1'-bis(di-*t*-butylphosphino)ferrocene palladium dichloride (15 mg, 0.023 mmol) in 1,4-dioxane (1.5 ml) was heated at 120 °C with microwaves for 4 hours, then transferred to an oil bath at 120 °C overnight. The mixture was filtered through a silica plug, washing with EtOAc. The filtrate was concentrated and purified by flash column chromatography on silica gel, eluting with EtOAc in hexanes to afford the title compound. Mass spectrum (ESI) 790.6 (M+1).

Step B: (4*S*,5*R*)-3-{[3-(3'-acetyl-4'-hydroxy-4-methoxybiphenyl-3-yl)-6-azetidin-1-ylpyridin-2-yl]methyl}-5-[3,5-bis(trifluoromethyl)phenyl]-4-methyl-1,3-oxazolidin-2-one

A mixture of (4*S*,5*R*)-3-{[3-(3'-acetyl-4'-(benzyloxy)-4-methoxybiphenyl-3-yl)-6-azetidin-1-ylpyridin-2-yl]methyl}-5-[3,5-bis(trifluoromethyl)phenyl]-4-methyl-1,3-oxazolidin-2-one (EXAMPLE 257 Step A) (42 mg, 0.053 mmol) and 10% Pd/C (20 mg, 0.053 mmol) in EtOAc (2 ml) was degassed and flushed with H₂ using a balloon. The mixture was stirred at RT under H₂ for 6 hours, then, flushed with nitrogen, and filtered washing with EtOAc. The filtrate was concentrated and the residue purified by TLC eluting with 3:2 hexanes/EtOAc to afford the title compound. Mass spectrum (ESI) 700.2 (M+1). ¹H NMR (500 MHz, CD₃OD): (atropisomers) δ 8.05 (s, 1H); 7.96 (s, 1H); 7.91-7.70 (m, 3H); 7.61 (dd, J=2.3, 8.7Hz, 1H); 7.49-7.36 (m, 2H); 7.13 (d, J=8.2Hz, 1H); 6.98 (d, J=8.7Hz, 1H); 6.38 (d, J=8.5Hz, 1H); 5.70 (br d, J=75.7Hz, 1H); 4.69 (m, 1H); 4.43-3.73 (m, 9H); 2.68 (s, 3H); 2.42 (m, 2H); 0.65 (br d, J=37.5Hz, 3H).

EXAMPLE 258



(4*S*,5*R*)-3-({6-azetidin-1-yl-3-[5-(hydroxymethyl)-2-methoxyphenyl]pyridin-2-yl}methyl)-5-[3,5-bis(trifluoromethyl)phenyl]-4-methyl-1,3-oxazolidin-2-one

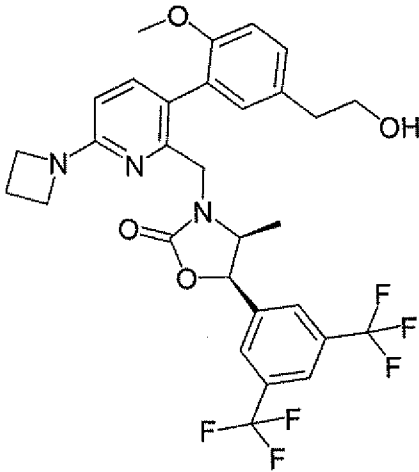
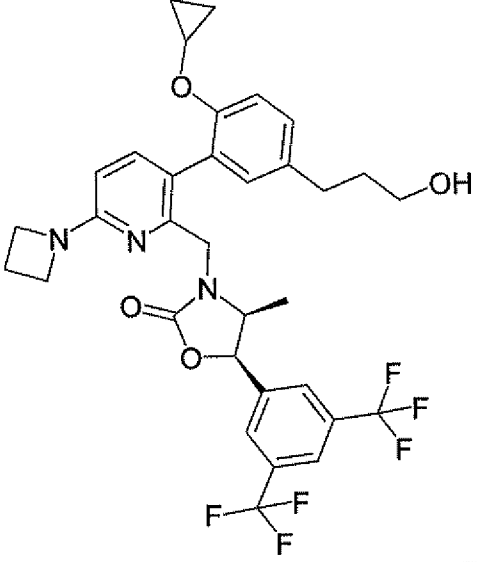
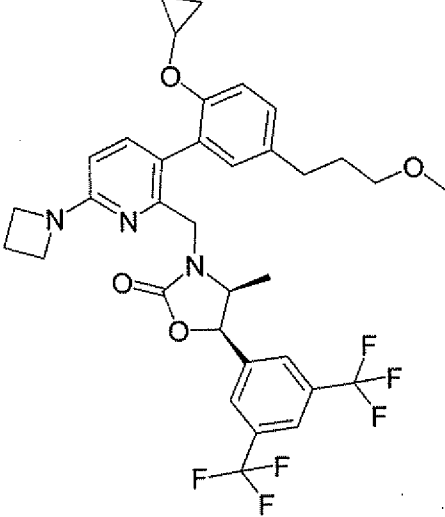
Step A: [4-methoxy-3-(4,4,5,5-tetramethyl-1,3,2-dioxaborolan-2-yl)phenyl]methanol

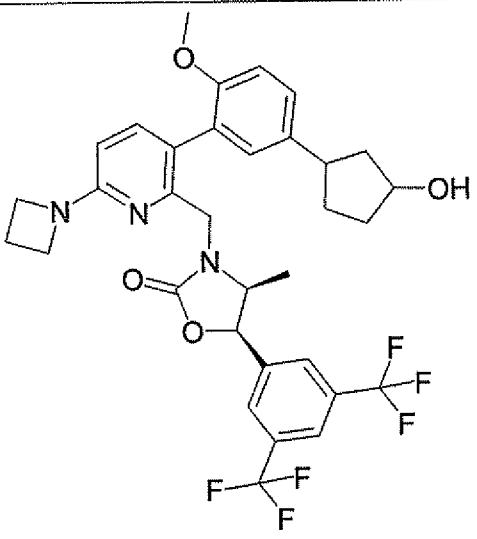
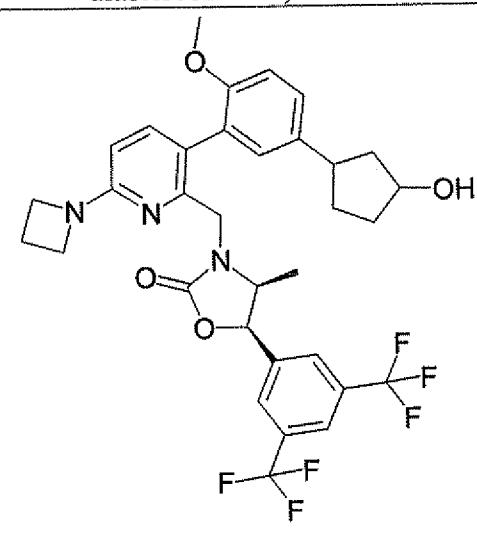
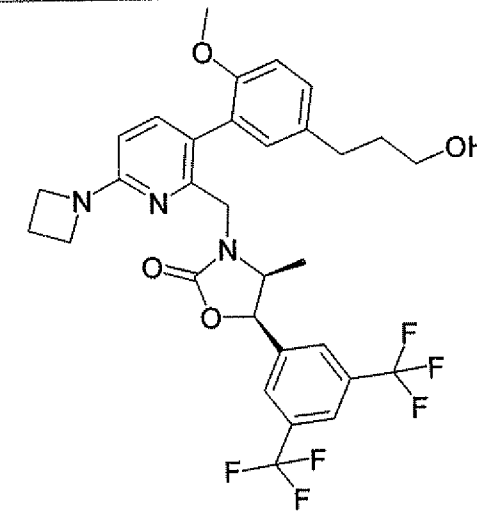
5 A mixture of (3-iodo-4-methoxyphenyl)methanol (4.0 g, 15.15 mmol), BISPIN (4.81 g, 18.94 mmol), PdCl₂(dppf) (1.330 g, 1.818 mmol), and potassium acetate (2.97 g, 30.3 mmol) in 1,4-dioxane (10 ml)/DMSO (50 ml) was heated at 80°C overnight. Filtered solids through a silica plug washing with EtOAc. Water was added to the filtrate and extracted 3 times with EtOAc. The combined organics were washed with brine, dried over sodium sulfate, filtered and
10 concentrated. The residue was purified by flash column chromatography on silica gel, eluting with EtOAc in hexanes to afford the title compound that was carried on without further purification. ¹H NMR (500 MHz, CD₃OD): δ 7.62 (d, J = 2.1 Hz, 1H); 7.40 (dd, J = 2.3, 8.5 Hz, 1H); 6.92 (d, J = 8.5 Hz, 1H); 4.51 (s, 2H); 3.79 (s, 3H); 1.33 (s, 12H); 1.23 (s, 6H); 1.19 (s, 12H).

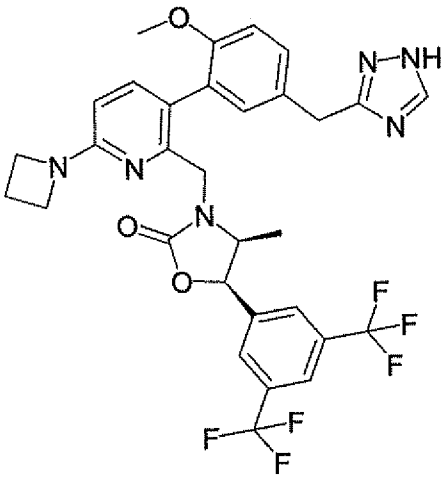
Step B: (4*S*,5*R*)-3-({6-azetidin-1-yl-3-[5-(hydroxymethyl)-2-methoxyphenyl]pyridin-2-yl}methyl)-5-[3,5-bis(trifluoromethyl)phenyl]-4-methyl-1,3-oxazolidin-2-one

A mixture of (4*S*,5*R*)-3-[(6-Azetidin-1-yl-3-bromopyridin-2-yl)methyl]-5-[3,5-bis(trifluoromethyl)phenyl]-4-methyl-1,3-oxazolidin-2-one (INTERMEDIATE 35) (943 mg, 1.752 mmol), [4-methoxy-3-(4,4,5,5-tetramethyl-1,3,2-dioxaborolan-2-yl)phenyl]methanol
20 (EXAMPLE 258, Step A) (555 mg, 2.102 mmol), potassium carbonate (1M aqueous) (4 ml, 4.00 mmol), and 1,1'-bis(di-*t*-butylphosphino)ferrocene palladium dichloride (114 mg, 0.175 mmol) in THF (12 ml) was stirred at 60 °C with microwaves for 1 hour. 125 mg of [4-methoxy-3-(4,4,5,5-tetramethyl-1,3,2-dioxaborolan-2-yl)phenyl]methanol were added and the heating continued for
25 another 30 minutes. The reaction mixture was filtered through a silica plug washing with EtOAc and concentrated. The residue was purified by flash column chromatography on silica gel, eluting with EtOAc in hexanes. A second purification using RP HPLC afforded the pure title compound. Mass spectrum (ESI) 596.3 (M+1). ¹H NMR (500 MHz, CD₃OD): δ 7.96 (s, 1 H); 7.88 (s, 2 H); 7.32 (d, J = 8.2 Hz, 2 H); 7.16 (s, 1 H); 7.01 (d, J = 8.2 Hz, 1 H); 6.35 (d, J = 8.3 Hz, 1 H); 5.72
30 (m, 1H); 4.65 (d, J = 16.3 Hz, 1 H); 4.55 (s, 2 H); 4.23 (s, 1 H); 4.05 (t, J = 7.3 Hz, 4 H); 3.90 (br s, 1H); 3.77 (s, 2 H); 2.43-2.36 (m, 2 H); 0.60 (s, 3 H).

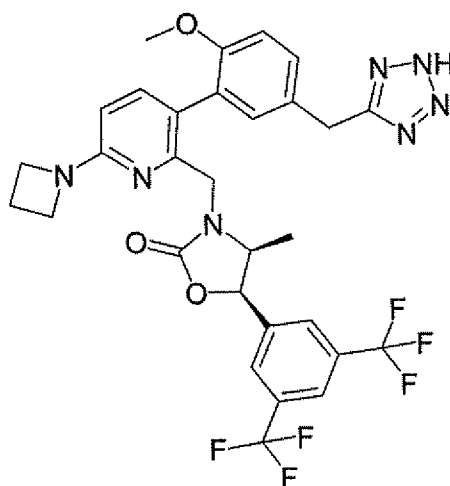
The following compounds (Table 23) were synthesized using methods analogous to those described for EXAMPLE 258 from commercially available materials or intermediates whose
35 syntheses are described above.

Table 23		
Example	Molecular structure	LCMS (M+H) ⁺
259		610.3
260		650.4
261		664.4

262	 <p>diastereomer A, racemic</p>	650.3
263	 <p>diastereomer B, racemic</p>	650.4
264		624.2

265		647.3
-----	--	-------

EXAMPLE 266



5

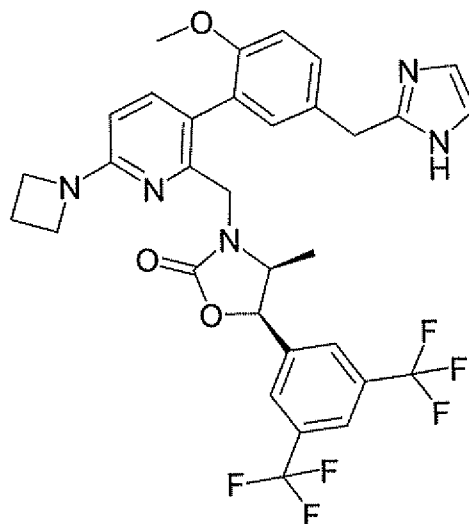
(4*S*,5*R*)-3-({6-azetidin-1-yl-3-[2-methoxy-5-(2*H*-tetrazol-5-ylmethyl)phenyl]pyridin-2-yl}methyl)-5-[3,5-bis(trifluoromethyl)phenyl]-4-methyl-1,3-oxazolidin-2-one

A mixture of 6-azetidin-1-yl-2-({(4*S*,5*R*)-5-[3,5-bis(trifluoromethyl)phenyl]-4-methyl-2-oxo-1,3-oxazolidin-3-yl}methyl)-3-[5-(cyanomethyl)-2-methoxyphenyl]pyridinium trifluoroacetate (EXAMPLE 256) (15 mg, 0.021 mmol), triethylamine hydrochloride (15 mg, 0.109 mmol), and sodium azide (30 mg, 0.461 mmol) in NMP (2 ml) was stirred at 150°C under nitrogen for 3 days. Water was added and the mixture extracted 2 times with ethyl acetate. The combined organics were washed with brine, dried over sodium sulfate, filtered, and the solvent was evaporated under reduced pressure. The residue was purified by RP HPLC to afford the title compound. Mass spectrum (ESI) 648.3 (M+1). ¹H NMR (500 MHz, CD₃OD): δ 7.97 (s, 1 H); 7.88 (s, 2 H); 7.30 (d, J = 8.4 Hz, 1 H); 7.26 (m, 1 H); 7.08 (s, 1 H); 7.01 (d, J = 8.5 Hz, 1 H);

15

6.34 (d, $J = 8.4$ Hz, 1 H); 5.70 (m, 1 H); 4.62 (d, $J = 14.3$ Hz, 1 H); 4.25 (s, 2 H); 4.20 (s, 1 H); 4.04 (t, $J = 7.4$ Hz, 4 H); 3.86 (br s, 1 H); 3.77 (s, 3 H); 2.43-2.36 (m, 2 H); 0.59 (m, 3 H).

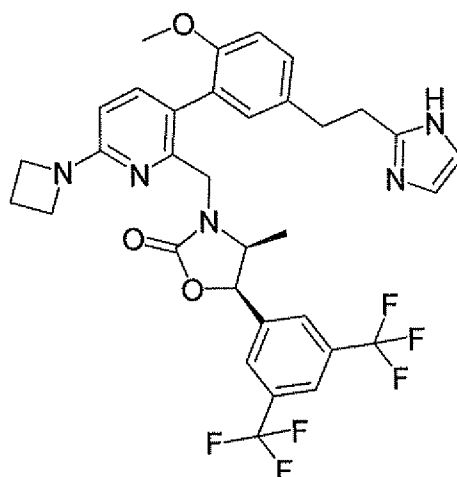
EXAMPLE 267



(4S,5R)-3-({6-azetidin-1-yl-3-[5-(1H-imidazol-2-ylmethyl)-2-methoxyphenyl]pyridin-2-yl}methyl)-5-[3,5-bis(trifluoromethyl)phenyl]-4-methyl-1,3-oxazolidin-2-one

- 10 To a solution of (4S,5R)-3-({6-azetidin-1-yl-3-[5-(2-hydroxyethyl)-2-methoxyphenyl]pyridin-2-yl}methyl)-5-[3,5-bis(trifluoromethyl)phenyl]-4-methyl-1,3-oxazolidin-2-one (EXAMPLE 259) (32 mg, 0.052 mmol) in DCM (2 ml) was added Dess-Martin periodinane (24.49 mg, 0.058 mmol) and the resulting mixture was stirred at RT for 40 minutes. The mixture was diluted with dichloromethane and washed with water. The organic was dried over sodium sulfate, filtered, and
- 15 the solvent was evaporated under reduced pressure. The residue (32 mg, 0.053 mmol) was dissolved in MeOH (1 ml) and, at 0 °C under nitrogen, was added glyoxal (20 μ l, 0.175 mmol) followed by ammonia (7M in MeOH) (60 μ l, 0.420 mmol). The resulting mixture was stirred at RT for 2.5 hours, then, purified by RP HPLC, dissolved in EtOAc and washed with 2M NaOH, followed by brine. The organic was dried over sodium sulfate, filtered, and concentrated. It was
- 20 then lyophilized from MeCN/water to afford the title compound. Mass spectrum (ESI) 646.2 (M+1). ^1H NMR (500 MHz, CD_3OD): δ 7.97 (s, 1 H); 7.86 (s, 2 H); 7.29 (d, $J = 8.3$ Hz, 1 H); 7.21 (d, $J = 8.4$ Hz, 1 H); 7.02 (s, 1 H); 6.98 (d, $J = 8.2$ Hz, 1 H); 6.87 (s, 2 H); 6.34 (d, $J = 8.3$ Hz, 1 H); 5.64 (m, 1 H); 4.62 (d, $J = 15.8$ Hz, 1 H); 4.18 (s, 1 H); 4.06-3.66 (m, 10 H); 2.40 (p, $J = 7.4$ Hz, 2 H); 0.57 (br s, 3 H).

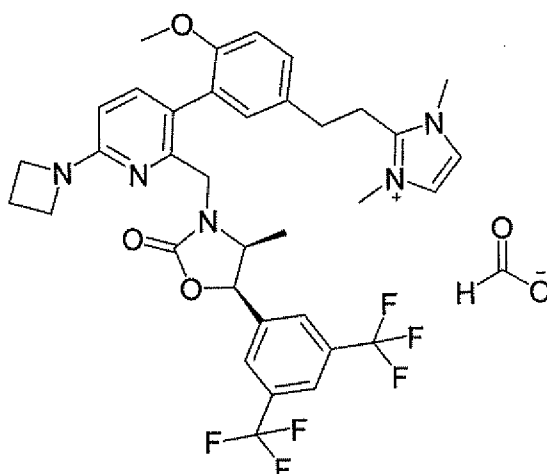
EXAMPLE 268



(4*S*,5*R*)-3-[(6-azetidin-1-yl-3-{5-[2-(1*H*-imidazol-2-yl)ethyl]-2-methoxyphenyl}pyridin-2-yl)methyl]-5-[3,5-bis(trifluoromethyl)phenyl]-4-methyl-1,3-oxazolidin-2-one

- 5 The title compound was synthesized from (4*S*,5*R*)-3-({6-azetidin-1-yl-3-[5-(3-hydroxypropyl)-2-methoxyphenyl]pyridin-2-yl}methyl)-5-[3,5-bis(trifluoromethyl)phenyl]-4-methyl-1,3-oxazolidin-2-one (EXAMPLE 264) using an analogous method to that described on EXAMPLE 267. Mass spectrum (ESI) 660.3 (M+1). ¹H NMR (500 MHz, CD₃OD): δ 7.97 (s, 1 H); 7.89 (s, 2 H); 7.24 (d, J = 8.3 Hz, 1 H); 7.11 (dd, J = 8.4, 2.3 Hz, 1 H); 6.92 (d, J = 8.4 Hz, 1 H); 6.86 (s, 2 H); 6.33 (d, J = 8.3 Hz, 1 H); 5.76 (d, J = 8.5 Hz, 1 H); 4.57 (m, 1 H); 4.25 (m, 1 H); 4.04 (t, J = 7.4 Hz, 4 H); 3.89 (s, 1 H); 3.73 (s, 3 H); 2.96 (s, 4 H); 2.40 (p, J = 7.4 Hz, 2 H); 0.60 (s, 3 H).
- 10

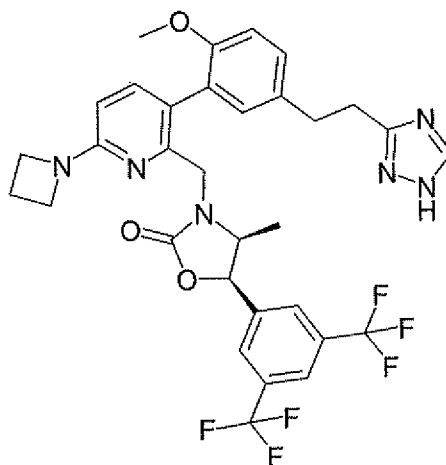
EXAMPLE 269



15 2-(2-{3-[6-azetidin-1-yl-2-({(4*S*,5*R*)-5-[3,5-bis(trifluoromethyl)phenyl]-4-methyl-2-oxo-1,3-oxazolidin-3-yl}methyl)pyridin-3-yl]-4-methoxyphenyl}ethyl)-1,3-dimethyl-1*H*-imidazol-3-ium formate

To a solution of (4*S*,5*R*)-3-[(6-azetidin-1-yl-3-{5-[2-(1*H*-imidazol-2-yl)ethyl]-2-methoxyphenyl}pyridin-2-yl)methyl]-5-[3,5-bis(trifluoromethyl)phenyl]-4-methyl-1,3-oxazolidin-2-one (EXAMPLE 268) (19 mg, 0.029 mmol) in THF (2 ml) at RT under nitrogen was added NaHMDS (1M in THF) (0.027 ml, 0.027 mmol) dropwise followed by methyl iodide (3.60 μ l, 0.058 mmol) and the resulting mixture was stirred at RT. At 45 minutes, added a drop of methyl iodide and stirred overnight. Added dichloromethane and washed with saturated aqueous sodium hydrogen carbonate followed by brine, dried over sodium sulfate, filtered, and the solvent was evaporated under reduced pressure. The residue was purified by RP HPLC using a SunFire - 5C18 OBD 19x150 mm column, eluting with a gradient of MeCN (0.05% HCOOH) in water (0.05% HCOOH) from 10% to 100% over 8 minutes, hold at 100% for 1 minute, at 20 ml/min flow rate. The product was lyophilized from MeCN/water to afford the title compound. Mass spectrum (ESI) 688.4 (M+1). ¹H NMR (500 MHz, CD₃OD): δ 8.45 (s, 1 H); 7.99 (s, 1 H); 7.91 (s, 2 H); 7.43 (s, 2 H); 7.22 (d, J = 8.3 Hz, 1 H); 7.11 (d, J = 8.8 Hz, 1 H); 6.99 (d, J = 8.4 Hz, 1 H); 6.86 (s, 1 H); 6.33 (d, J = 8.4 Hz, 1 H); 5.83 (m, 1 H); 4.72-3.69 (m, 3 H); 4.04 (s, 4 H); 3.76 (s, 3 H); 3.63 (s, 6 H); 3.36 (t, J = 7.0 Hz, 2 H); 3.02 (m, 2 H); 2.41 (t, J = 7.6 Hz, 2 H); 0.71 (s, 3 H).

EXAMPLE 270

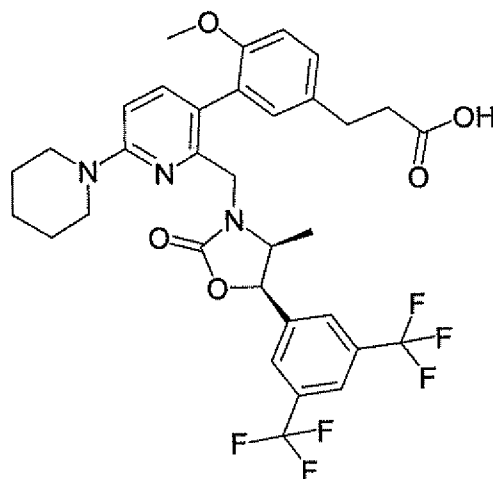


(4*S*,5*R*)-3-[(6-azetidin-1-yl-3-{2-methoxy-5-[2-(1*H*-1,2,4-triazol-3-yl)ethyl]phenyl}pyridin-2-yl)methyl]-5-[3,5-bis(trifluoromethyl)phenyl]-4-methyl-1,3-oxazolidin-2-one

To a solution of 3-{3-[6-Azetidin-1-yl-2-((4*S*,5*R*)-5-[3,5-bis(trifluoromethyl)phenyl]-4-methyl-2-oxo-1,3-oxazolidin-3-yl)methyl]pyridin-3-yl}-4-methoxyphenyl}propanoic acid (EXAMPLE 60) (66 mg, 0.104 mmol) in DCM (4 ml) was added oxalyl chloride (2M in DCM) (0.259 ml, 0.518 mmol) and a drop of DMF. The solution was stirred for 20 minutes, concentrated, dissolved in THF (3 ml), added ammonium hydroxide (0.144 ml, 1.035 mmol) and stirred overnight. The crude was concentrated, dissolved in MeOH, filtered and purified by RP HPLC to

afford 38 mg (0.060 mmol) of 3-{3-[6-azetidin-1-yl-2-((4*S*,5*R*)-5-[3,5-bis(trifluoromethyl)phenyl]-4-methyl-2-oxo-1,3-oxazolidin-3-yl)methyl]pyridin-3-yl]-4-methoxyphenyl}propanamide. This was combined with *N,N*-dimethylformamide dimethyl acetal (1 ml, 7.50 mmol) and heated at 120 °C for 40 minutes. The reaction mixture was concentrated, added AcOH (1 ml), hydrazine hydrate (7.26 μ l, 0.119 mmol) and heated at 90°C for 1.5 hours. Added saturated aqueous sodium hydrogen carbonate to the reaction mixture and extracted 3 times with ethyl acetate. The combined organics were washed with brine, dried over sodium sulfate, filtered, and the solvent was evaporated under reduced pressure. The residue was purified by TLC and RP HPLC and lyophilized from MeCN/water to afford the title compound. Mass spectrum (ESI) 661.3 (M+1). ¹H NMR (500 MHz, CD₃OD): δ 8.07 (br s, 1 H); 7.97 (s, 1 H); 7.89 (s, 2 H); 7.25 (d, *J* = 8.3 Hz, 1 H); 7.14 (d, *J* = 8.4 Hz, 1 H); 6.94 (d, *J* = 8.4 Hz, 1 H); 6.89 (s, 1 H); 6.34 (d, *J* = 8.3 Hz, 1 H); 5.76 (s, 1 H); 4.57 (m, 1 H); 4.24 (m, 1 H); 4.05 (t, *J* = 7.4 Hz, 4 H); 3.92 (m, 1 H); 3.73 (s, 3 H); 3.03 (d, *J* = 14.7 Hz, 4 H); 2.45-2.37 (m, 2 H); 0.60 (s, 3 H).

EXAMPLE 271



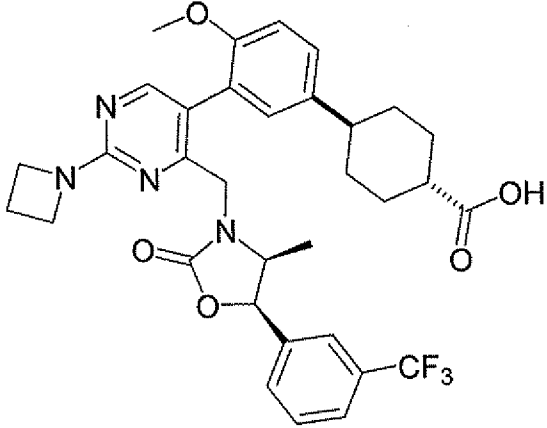
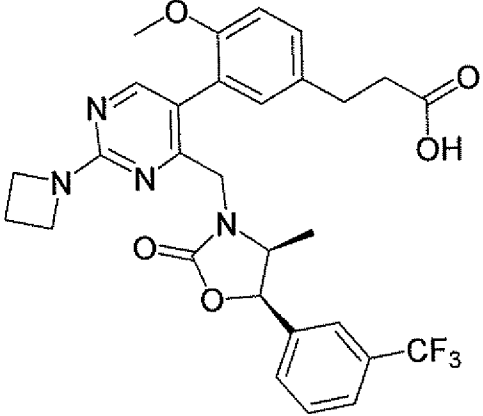
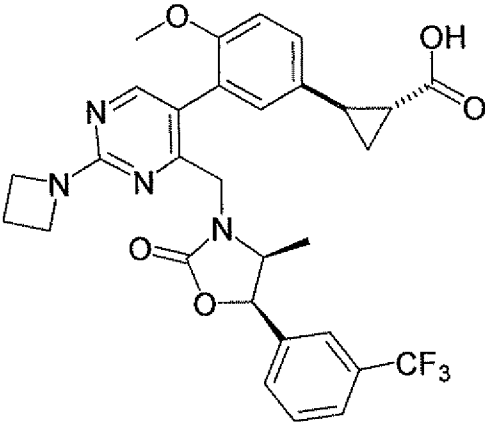
3-{3-[2-((4*S*,5*R*)-5-[3,5-bis(trifluoromethyl)phenyl]-4-methyl-2-oxo-1,3-oxazolidin-3-yl)methyl]-6-piperidin-1-ylpyridin-3-yl]-4-methoxyphenyl}propanoic acid

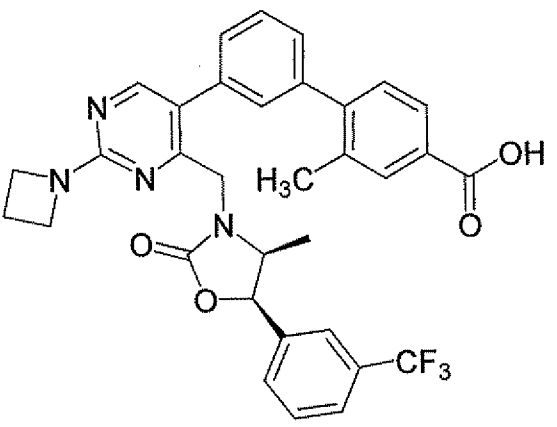
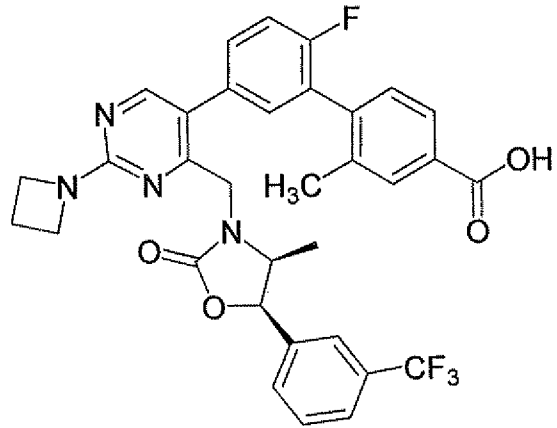
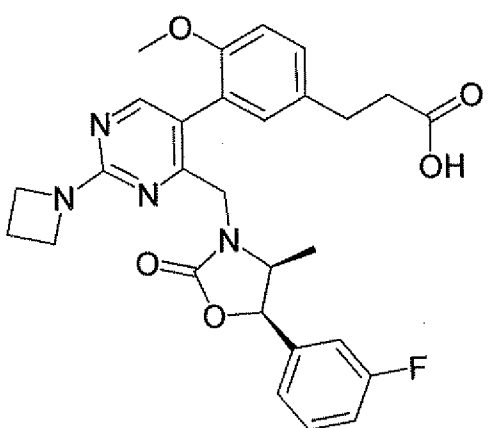
A mixture of (4*S*,5*R*)-5-[3,5-Bis(trifluoromethyl)phenyl]-3-[(3-bromo-6-chloropyridin-2-yl)methyl]-4-methyl-1,3-oxazolidin-2-one (INTERMEDIATE 32) (500 mg, 0.966 mmol), methyl 3-[4-methoxy-3-(4,4,5,5-tetramethyl-1,3,2-dioxaborolan-2-yl)phenyl]propanoate (INTERMEDIATE 2) (370 mg, 1.107 mmol), potassium carbonate (1M aqueous) (3 ml, 3.00 mmol), and 1,1'-bis(di-*t*-butylphosphino)ferrocene palladium dichloride (94 mg, 0.145 mmol) in THF (5 ml) was stirred at RT under nitrogen overnight. The reaction was diluted with water and extracted 3 times with ethyl acetate. The combined organics were washed with brine, dried over sodium sulfate, filtered, and the solvent was evaporated under reduced pressure. The residue was purified by flash column chromatography on silica gel, eluting EtOAc in hexanes to afford 582 mg of ethyl 3-{3-[2-((4*S*,5*R*)-5-[3,5-bis(trifluoromethyl)phenyl]-4-methyl-2-oxo-1,3-

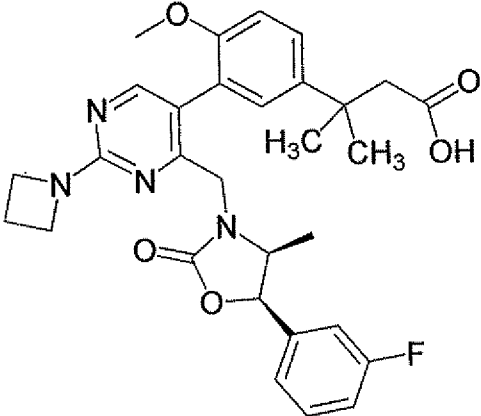
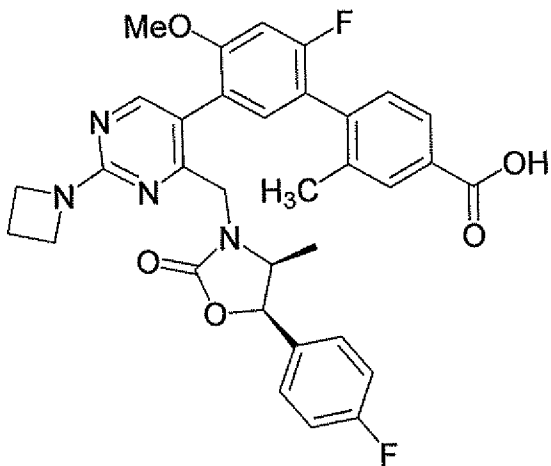
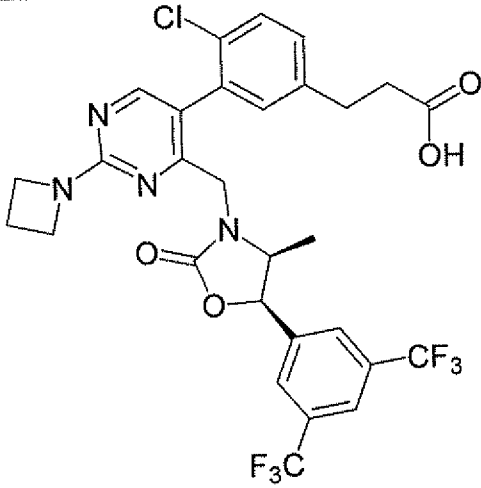
oxazolidin-3-yl)methyl)-6-chloropyridin-3-yl]-4-methoxyphenyl}propanoate. 294 mg (0.456 mmol) of this ester was combined with LiOH (1M aqueous) (1 ml, 1.000 mmol) in THF (2 ml)/EtOH (0.5 ml) and stirred at RT under nitrogen overnight. The mixture was diluted with saturated aqueous ammonium chloride and extracted with ethyl acetate. The organic was dried over sodium sulfate and the solvent was evaporated under reduced pressure to afford 267 mg of 3-{3-[2-({(4*S*,5*R*)-5-[3,5-bis(trifluoromethyl)phenyl]-4-methyl-2-oxo-1,3-oxazolidin-3-yl)methyl)-6-chloropyridin-3-yl]-4-methoxyphenyl}propanoic acid, 30 mg of which were combined with copper (spatula tip) and piperidine (5 ml, 50.5 mmol) and was heated at 150 °C for 5 hours in a sealed tube. The reaction was concentrated and purified by RP HPLC to afford the title compound. Mass spectrum (ESI) 666.2 (M+1). ¹H NMR (500 MHz, CD₃OD) (atropisomers) δ 7.96 (s, 1H); 7.88 (s, 2H); 7.30 (d, J=8.7Hz, 1H); 7.20 (dd, J=2.2, 8.4Hz, 1H); 7.02 (s, 1H); 6.95 (d, J=8.5Hz, 1H); 6.73 (d, J=8.5Hz, 1H); 5.76 (br s, 1H); 4.60 (br s, 1H); 3.49-4.34 (m, 9H); 2.87 (t, J=7.1Hz, 2H); 2.57 (br s, 2H); 1.61-1.73 (m, 6H); 0.56 (br s, 3H).

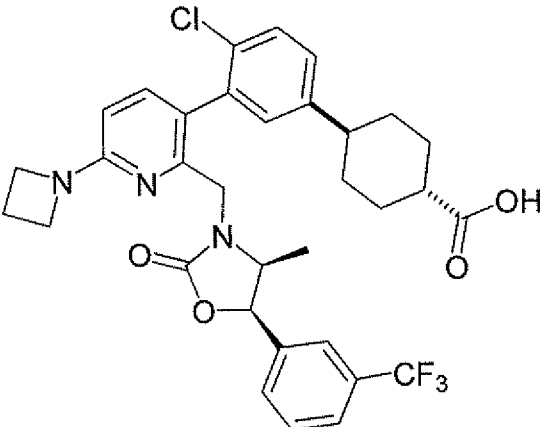
The following compounds (Table 24) were synthesized using methods analogous to those described for EXAMPLES 60 and 61 from commercially available materials or intermediates whose syntheses are described above.

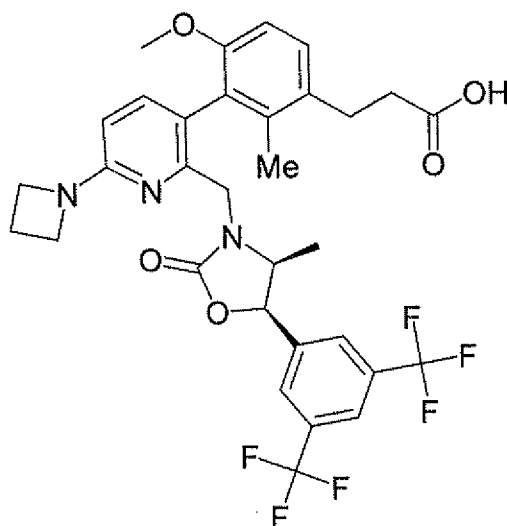
TABLE 24

Example	Molecular structure	LCMS (M+H) ⁺
272		625.2
273		571.2
274		583.1

275	 <p>Chemical structure of compound 275: A pyrimidine ring substituted with a cyclobutyl group at position 2 and a (4-(4-carboxy-3-methylphenyl)phenyl)methyl group at position 6. The pyrimidine ring is also substituted at position 4 with a (1-methyl-2-((4-(trifluoromethyl)phenyl)ethyl)oxazolidin-2-yl)methyl group.</p>	603.2
276	 <p>Chemical structure of compound 276: A pyrimidine ring substituted with a cyclobutyl group at position 2 and a (4-(4-carboxy-3-methylphenyl)-3-fluorophenyl)methyl group at position 6. The pyrimidine ring is also substituted at position 4 with a (1-methyl-2-((4-(trifluoromethyl)phenyl)ethyl)oxazolidin-2-yl)methyl group.</p>	621.2
277	 <p>Chemical structure of compound 277: A pyrimidine ring substituted with a cyclobutyl group at position 2 and a (4-(3-(4-carboxybutyl)-5-methoxyphenyl)methyl) group at position 6. The pyrimidine ring is also substituted at position 4 with a (1-methyl-2-((4-fluorophenyl)ethyl)oxazolidin-2-yl)methyl group.</p>	521.3

278	 <p>Chemical structure of compound 278: A pyrimidine ring substituted with a cyclobutyl group at position 2, a 4-methoxyphenyl group at position 4, and a (1-methyl-2-((4-fluorophenyl)methyl)-1,3-dioxolan-5-yl)methyl group at position 6. The 4-methoxyphenyl group is further substituted with a 2-methyl-3-oxopropyl group at the para position.</p>	549.3
279	 <p>Chemical structure of compound 279: A pyrimidine ring substituted with a cyclobutyl group at position 2, a 3-fluoro-4-methoxyphenyl group at position 4, and a (1-methyl-2-((4-fluorophenyl)methyl)-1,3-dioxolan-5-yl)methyl group at position 6. The 3-fluoro-4-methoxyphenyl group is further substituted with a 4-methyl-3-oxopropyl group at the para position.</p>	601.2
280	 <p>Chemical structure of compound 280: A pyrimidine ring substituted with a cyclobutyl group at position 2, a 4-chlorophenyl group at position 4, and a (1-methyl-2-((3,5-bis(trifluoromethyl)phenyl)methyl)-1,3-dioxolan-5-yl)methyl group at position 6. The 4-chlorophenyl group is further substituted with a 3-oxopropyl group at the para position.</p>	643.1

281		696.4
-----	--	-------

EXAMPLE 282

5

3-{3-[6-(azetidin-1-yl)-2-((4S,5R)-5-[3,5-bis(trifluoromethyl)phenyl]-4-methyl-2-oxo-1,3-oxazolidin-3-yl)methyl]pyridin-3-yl]-4-methoxy-2-methylphenyl}propanoic acid

- 10 Step A: (4S,5R)-3-{[6-(azetidin-1-yl)-3-(4,4,5,5-tetramethyl-1,3,2-dioxaborolan-2-yl)pyridin-2-yl]methyl}-5-[3,5-bis(trifluoromethyl)phenyl]-4-methyl-1,3-oxazolidin-2-one

To a solution of intermediate 32 (1140 mg, 2.118 mmol) in DMA (2.35 mL) was added
 bis(pinacolato)diboron (807 mg, 3.18 mmol), potassium acetate (416 mg, 4.24 mmol), 2-
 15 dicyclohexylphosphino-2',4',6'-tri-isopropyl-1,1'-biphenyl (606 mg, 1.271 mmol), and

palladium(II) acetate (95 mg, 0.424 mmol). The mixture was then warmed to 85 °C for 15 hours. The mixture was then diluted with filtered through a plug of silica gel (eluting with ethyl acetate) and concentrated in vacuo. The residue was taken forward without further purification.

5 Step B: methyl (2E)-3-{3-[6-(azetidin-1-yl)-2-((4S,5R)-5-[3,5-bis(trifluoromethyl)phenyl]-4-methyl-2-oxo-1,3-oxazolidin-3-yl)methyl]pyridin-3-yl]-4-methoxy-2-methylphenyl}prop-2-enoate

To a solution of intermediate 89 (171 mg, 0.292 mmol) in Dioxane (3961 µl) and Water (990 µl)
10 was added (4S,5R)-3-{[6-(azetidin-1-yl)-3-(4,4,5,5-tetramethyl-1,3,2-dioxaborolan-2-yl)pyridin-2-yl]methyl}-5-[3,5-bis(trifluoromethyl)phenyl]-4-methyl-1,3-oxazolidin-2-one (207 mg, 0.584 mmol), potassium carbonate (81 mg, 0.584 mmol), and 1,1'-bis(di-tert-butylphosphino)ferrocene palladium dichloride (38.1 mg, 0.058 mmol). The mixture was then warmed to 85 °C for 1 hour. The mixture was then diluted and filtered through a plug of silica gel (eluting with ethyl acetate)
15 and concentrated in vacuo. The residue was purified via column chromatography on a Biotage 65i column eluting with 0% ethyl acetate in hexanes (1CV) followed by a gradient to 50% ethyl acetate in hexanes (over 7 CV) provided the desired product. Mass spectrum (ESI) 664.3 (M+1).

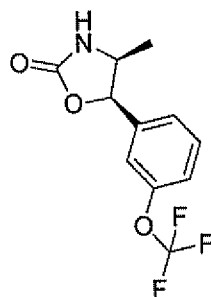
20 Step C: 3-{3-[6-(azetidin-1-yl)-2-((4S,5R)-5-[3,5-bis(trifluoromethyl)phenyl]-4-methyl-2-oxo-1,3-oxazolidin-3-yl)methyl]pyridin-3-yl]-4-methoxy-2-methylphenyl}propanoic acid

To a solution of methyl (2E)-3-{3-[6-(azetidin-1-yl)-2-((4S,5R)-5-[3,5-bis(trifluoromethyl)phenyl]-4-methyl-2-oxo-1,3-oxazolidin-3-yl)methyl]pyridin-3-yl]-4-methoxy-2-methylphenyl}prop-2-enoate (118 mg, 0.178 mmol) in methanol (2371 µl) was added
25 palladium on carbon (10%) (59 mg, 0.178 mmol). This mixture was placed under a balloon of hydrogen gas and purged three times with vacuum, then allow to stir at 45 °C for 1.5 hours. LC/MS indicated complete conversion to desired product. The mixture was then diluted with filtered through a plug of Celite®. The residue was concentrated to furnish the desired product as a 53/47 mixture of atropisomers. To a solution of this mixture (98 mg, 0.147 mmol) in dioxane
30 (1996 µl) and water (499 µl) was added lithium hydroxide (35.3 mg, 1.472 mmol). The reaction was stirred at room temp for 5 hours until complete. The mixture was then concentrated in vacuo and purified on reverse phase HPLC (C-18 column, 0-90% acetonitrile in water). The pure mixture of atropisomers was then separated on a Chiral SFC (Chiralcel AD-H column, 10% EtOH in CO₂). To provide both atropisomers. Atropisomer A: Mass spectrum (ESI) 652.3
35 (M+1). ¹H NMR (500 MHz, CDCl₃) (atropisomers) δ 7.85 (s, 1H), 7.73 (s, 2H), 7.19 (d, J = 8.4 Hz, 1H), 7.17 (d, J = 8.4 Hz, 1H), 6.75 (d, J = 8.4 Hz, 1H), 6.32 (d, J = 8.4 Hz, 1H), 5.69 (d, J = 8.7 Hz, 1H), 4.55 (m, 1H), 4.43 (d, J = 15.8 Hz, 1H), 4.10 (m, 4H), 3.72 (m, 1H), 3.65 (s, 3H),

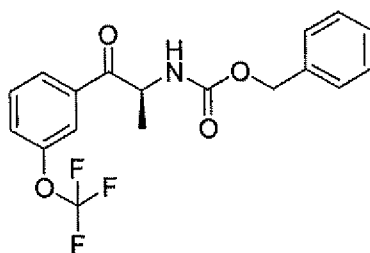
2.97 (m, 2H), 2.64 (t, $J = 7.6$ Hz, 2H), 2.44 (t, $J = 7.2$ Hz, 2H), 2.00 (s, 3H), 0.71 (d, $J = 6.6$ Hz, 3H). Atropisomer B: Mass spectrum (ESI) 652.3 (M+1). ^1H NMR (500 MHz, CDCl_3)

(atropisomers) δ 7.84 (s, 1H), 7.68 (s, 2H), 7.20 (d, $J = 7.9$ Hz, 1H), 7.16 (d, $J = 8.5$ Hz, 1H), 6.77 (d, $J = 8.5$ Hz, 1H), 6.32 (d, $J = 7.6$ Hz, 1H), 5.51 (d, $J = 8.0$ Hz, 1H), 4.62 (d, $J = 15.9$ Hz, 1H), 4.22 (m, 1H), 4.09 (m, 4H), 3.73 (m, 1H), 2.95 (m, 2H), 2.64 (t, $J = 7.5$ Hz, 2H), 2.43 (t, $J = 7.2$ Hz, 2H), 2.02 (s, 3H), 0.68 (d, $J = 6.3$ Hz, 3H).

INTERMEDIATE 92



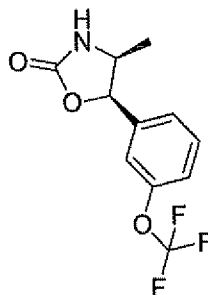
(4S,5R)-4-methyl-5-[3-(trifluoromethoxy)phenyl]-1,3-oxazolidin-2-one



Step 1: benzyl {(2S)-1-oxo-1-[3-(trifluoromethoxy)phenyl]propan-2-yl} carbamate.

To a solution of the commercially available benzyl {(2S)-1-[methoxy(methyl)amino]-1-oxopropan-2-yl} carbamate (5.52 g, 20.75 mmol) and 1-bromo-3-(trifluoromethoxy)benzene (5 g, 20.75 mmol) in THF (100 ml) cooled in an ice/methanol/dry ice cooling bath was added isopropylmagnesium chloride (20.75 ml, 41.5 mmol) dropwise under nitrogen while internal temperature was maintained between -35 and -15 $^{\circ}\text{C}$ (monitored w/ an immersed temperature probe). After addition, the reaction was stirred cold and allowed to warm to ambient overnight. The reaction crude was then cooled to -20 $^{\circ}\text{C}$ and slowly quenched into a stirred mixture of crushed ice and HCl (1N, ice bath cool). The resulting mixture was worked up with brine, extracted with ethyl acetate, dried over Na_2SO_4 , filtered and evaporated under reduced pressure. The pot residue was purified by flash chromatography (SiO_2 , Biotage SNAP Cartridge, silica gel, KP-Sil, 100 g cartridge). The column was eluted by an ethyl acetate/hexanes mixture (0% to

40% ethyl acetate). Related fractions were pooled and concentrated *in vacuo* to afford a colorless oil of 3.9824 g as the titled compound. LCMS calc. = 367.1; found = 390.00 (M+Na)⁺.



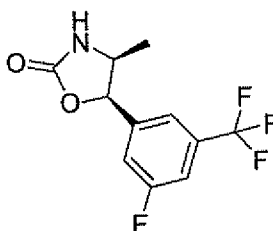
5

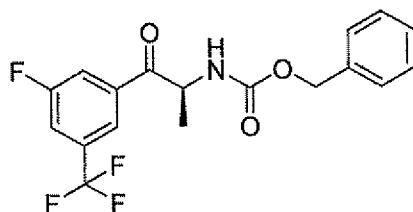
Step 2: (4S,5R)-4-methyl-5-[3-(trifluoromethoxy)phenyl]-1,3-oxazolidin-2-one.

Lithium tri-tert-butoxyaluminumhydride (13.78 g, 54.2 mmol) was added into a cold (dry
10 ice/acetone bath) solution of benzyl {(2S)-1-oxo-1-[3-(trifluoromethoxy)phenyl]propan-2-yl} carbamate (3.98 g, 10.84 mmol) in ethanol (100 ml). LCMS indicated the reaction was completed in 10 min. The reaction was quenched by HCl (1N). The crude mixture was diluted w/ ethyl acetate and filtered through a bed of Celite® 521 (slow filtration). Volatiles were removed from the filtrate under reduced pressure. The resulting pot residue was worked up with
15 aqueous sodium hydrogen carbonate/brine, extracted with ethyl acetate, dried over Na₂SO₄, filtered and evaporated to afford a white solid. This solid was stirred with potassium hydroxide (7.22 ml, 54.2 mmol) in a THF (100 ml)/methanol (50 ml) mixture at room temperature for 2 hrs. LCMS indicated completion of reaction. HCl (1N) was added to acidify the reaction mixture. Volatiles were removed under reduced pressure. The pot residue was worked up with brine,
20 extracted with ethyl acetate, dried over Na₂SO₄, filtered and evaporated to afford a dark mixture. The resulting crude mixture was purified by flash chromatography (SiO₂, Biotage 65i cartridge). The column was eluted by an ethyl acetate/hexanes mixture (0% to 100% ethyl acetate). Related fractions were pooled and evaporated to a white solid of 1.4170 g as the titled compound. LCMS calc. = 261.06; found = 260.21 (M-1)⁻.

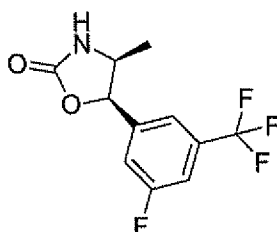
25

INTERMEDIATE 93



(4*S*,5*R*)-5-[3-fluoro-5-(trifluoromethyl)phenyl]-4-methyl-1,3-oxazolidin-2-one5 Step 1: benzyl {(2*S*)-1-[3-fluoro-5-(trifluoromethyl)phenyl]-1-oxopropan-2-yl} carbamate.

To a solution of the commercially available benzyl {(2*S*)-1-[methoxy(methyl)amino]-1-oxopropan-2-yl} carbamate (5.48 g, 20.58 mmol) and 3-bromo-5-fluorobenzotrifluoride (5 g, 20.58 mmol) in THF (52 ml) at -30 °C was added isopropylmagnesium chloride (20.58 ml, 41.2 mmol) dropwise under nitrogen. Removed the cold bath and allowed the reaction to age overnight to ambient temperature. The crude was cooled to -20 °C followed by addition of HCl (1N, ice bath cold). The resulting mixture was worked up with brine, extracted with ethyl acetate, dried over Na₂SO₄, filtered and evaporated. The pot residue was purified by flash chromatography (SiO₂, Biotage 65i cartridge). The column was eluted by an ethyl acetate/hexanes mixture (0% to 40% ethyl acetate). Related fractions were pooled and evaporated under reduced pressure to afford a yellow oil of 5.4655 g as the titled compound. ¹H-NMR (CDCl₃, 500 MHz) δ 8.03 (s, 1H), 7.86 (d, *J* = 8.5 Hz, 1H), 7.57 (d, *J* = 8 Hz, 1H), 7.38 – 7.30 (m, 5H), 5.7 (d, *J* = 7.5 Hz, 1H), 5.3 (ps quintet, *J* = 7.5 Hz, 1H), 1.45 (d, *J* = 7 Hz, 3H).

20 Step 2: (4*S*,5*R*)-5-[3-fluoro-5-(trifluoromethyl)phenyl]-4-methyl-1,3-oxazolidin-2-one.

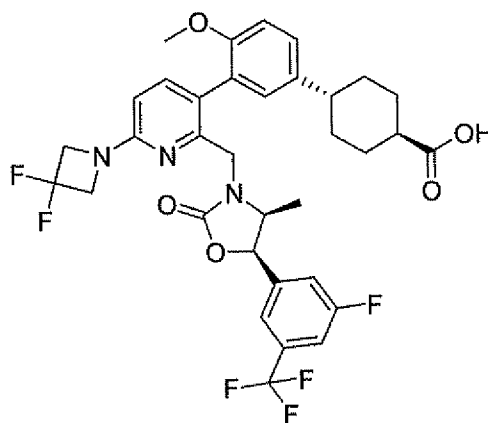
25

Lithium tri-*tert*-butoxyaluminumhydride (18.27 ml, 74.0 mmol) was added into a cold (dry ice/acetone bath) solution of benzyl {(2*S*)-1-[3-fluoro-5-(trifluoromethyl)phenyl]-1-oxopropan-2-yl} carbamate (5.4655 g, 14.80 mmol) in ethanol (100 ml). LCMS indicated the reaction was completed in 10 min. The reaction was quenched by HCl (1N). The crude mixture was diluted with ethyl acetate and filtered through a bed of Celite® 521 (slow filtration). Volatiles were

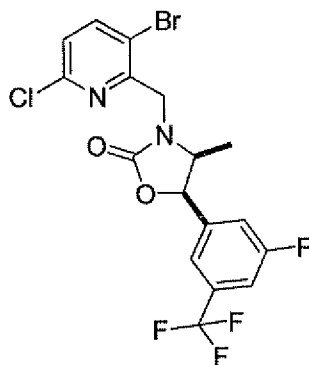
30

removed from the filtrate under reduced pressure. The resulting pot residue was worked up with aqueous sodium hydrogen carbonate/brine, extracted with ethyl acetate, dried over Na₂SO₄, filtered and evaporated to afford a white solid. This solid was stirred with potassium hydroxide (10 ml, 75 mmol) in a THF (100 ml)/methanol (50 ml) mixture at room temp for 2 hrs. LCMS indicated completion of reaction. HCl (1N) was added to acidify the reaction mixture. Volatiles were removed under reduced pressure. The pot residue was worked up with brine, extracted with ethyl acetate, dried over Na₂SO₄, filtered and evaporated to afford a dark mixture. The resulting mixture was purified by flash chromatography (SiO₂, Biotage 65i cartridge). The column was eluted by an ethyl acetate/hexanes mixture (0% to 100% ethyl acetate). Related fractions were pooled and evaporated under reduced pressure to afford a white solid of 2.6765 g as the titled compound. LCMS calc. = 263.06; found = 262.11 (M-1)⁺. ¹H-NMR (CDCl₃, 500 MHz) δ 7.36 (s, 1H), 7.34 (d, *J* = 8.5 Hz, 1H), 7.27 (d, *J* = 9 Hz, 1H), 5.8 (d, *J* = 7.5 Hz, 2H), 4.3 (ps quintet, *J* = 6.9 Hz, 1H), 0.85 (d, *J* = 6.5 Hz, 3H).

EXAMPLE 283



trans-4-{3-[6-(3,3-difluoroazetidin-1-yl)-2-({(4*S*,5*R*)-5-[3-fluoro-5-(trifluoromethyl)phenyl]-4-methyl-2-oxo-1,3-oxazolidin-3-yl}methyl)pyridin-3-yl]-4-methoxyphenyl}cyclohexanecarboxylic acid.

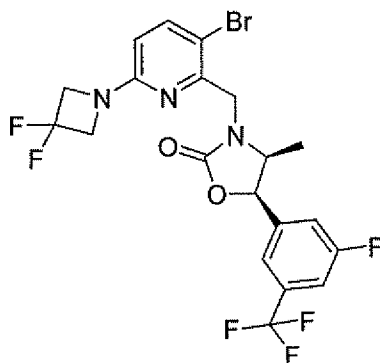


Step 1: (4S,5R)-3-[(3-bromo-6-chloropyridin-2-yl)methyl]-5-[3-fluoro-5-(trifluoromethyl)phenyl]-4-methyl-1,3-oxazolidin-2-one.

5

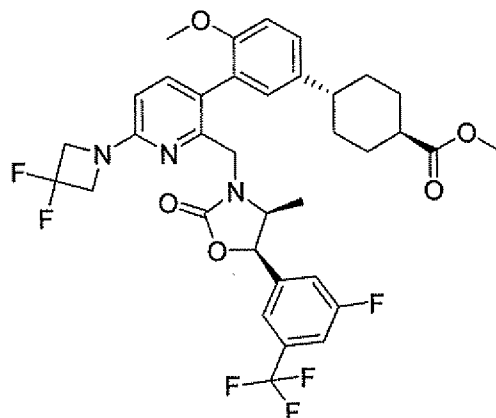
To a cold (ice/methanol bath) mixture of (4S,5R)-5-[3-fluoro-5-(trifluoromethyl)phenyl]-4-methyl-1,3-oxazolidin-2-one (INTERMEDIATE 93) (5000 mg, 19.00 mmol) in THF (100 ml) was added sodium hydride (912 mg, 22.80 mmol) all at once. The resulting mixture was stirred cold (ice bath) for 1.5 hrs followed by addition of 3-bromo-2-(bromomethyl)-6-chloropyridine (INTERMEDIATE 30) (5963 mg, 20.90 mmol). The reaction mixture was allowed to slowly
 10 warm to ambient in 3 hrs. The reaction was cooled (ice bath) and quenched by HCl (1N, aq.). The resulting mixture was extracted with ethyl acetate, dried over Na₂SO₄, filtered and evaporated under reduced pressure to afford an oil. This oil was purified by flash chromatography (SiO₂, Biotage 65i cartridge). The column was eluted by an ethyl
 15 acetate/hexanes mixture (0% to 40% ethyl acetate). Related fractions were pooled and concentrated *in vacuo* to afford a light amber gum of 8.2522 g as the titled compound. LCMS calc. = 465.97; found = 468.91.

20



Step 2: (4S,5R)-3-{[3-bromo-6-(3,3-difluoroazetidin-1-yl)pyridin-2-yl]methyl}-5-[3-fluoro-5-(trifluoromethyl)phenyl]-4-methyl-1,3-oxazolidin-2-one.

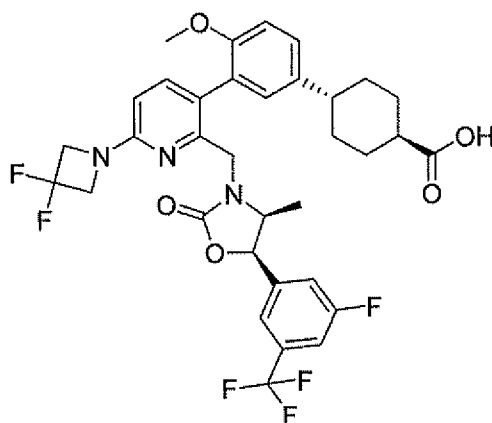
(4*S*,5*R*)-3-[(3-bromo-6-chloropyridin-2-yl)methyl]-5-[3-fluoro-5-(trifluoromethyl)phenyl]-4-methyl-1,3-oxazolidin-2-one (1.0721 g, 2.293 mmol), 3,3-difluoroazetidine hydrochloride (1.336 g, 10.32 mmol), triethylamine (3.20 ml, 22.93 mmol) and THF (10 ml) were sealed in a microwave vessel and subject to microwave irradiation at 150 °C for 8 hrs. Volatiles were removed under reduced pressure. The resulting pot residue was worked up with brine/ethyl acetate. The combined extracts were dried over Na₂SO₄, filtered and evaporated to afford a dark mixture. This dark mixture was purified by flash chromatography (SiO₂, Biotage SNAP Cartridge, silica gel, KP-Sil, 100 g cartridge). The column was eluted by an ethyl acetate/hexanes mixture (0% to 40% ethyl acetate). Related fractions were pooled and evaporated under reduced pressure to afford a light amber glass of 530.8 mg as the titled compound. LCMS calc. = 523.03; found = 525.99.



Step 3: methyl trans-4-{3-[6-(3,3-difluoroazetidin-1-yl)-2-({(4*S*,5*R*)-5-[3-fluoro-5-(trifluoromethyl)phenyl]-4-methyl-2-oxo-1,3-oxazolidin-3-yl}]methyl)pyridin-3-yl]-4-methoxyphenyl}cyclohexanecarboxylate.

(4*S*,5*R*)-3-[(3-bromo-6-(3,3-difluoroazetidin-1-yl)pyridin-2-yl)methyl]-5-[3-fluoro-5-(trifluoromethyl)phenyl]-4-methyl-1,3-oxazolidin-2-one (530.8 mg, 1.012 mmol), 1,1'-bis(di-tert-butylphosphino)ferrocene palladium dichloride (66.0 mg, 0.101 mmol), potassium carbonate (1.519 ml, 3.04 mmol), methyl trans-4-[4-methoxy-3-(4,4,5,5-tetramethyl-1,3,2-dioxaborolan-2-yl)phenyl]cyclohexanecarboxylate (INTERMEDIATE 7) (436 mg, 1.164 mmol) and THF (6 ml) were sealed in a reaction vessel and placed in a 90 °C oil bath for 4 hrs. LCMS indicated complete consumption of the starting material and formation of the desired product. Volatiles were removed under reduced pressure. The resulting pot residue was worked up with brine/ethyl acetate. The combined extracts were dried over Na₂SO₄, filtered and evaporated to afford a dark mixture. This mixture was purified by flash chromatography (SiO₂, Biotage SNAP Cartridge, silica gel, KP-Sil, 100 g cartridge). The column was eluted by an ethyl acetate/hexanes mixture

(0% to 40%). Related fractions were pooled and evaporated *in vacuo* to afford a brown solid foam of 507 mg as the titled compound. LCMS calc. = 691.25; found = 692.49 (M+1)⁺.



5

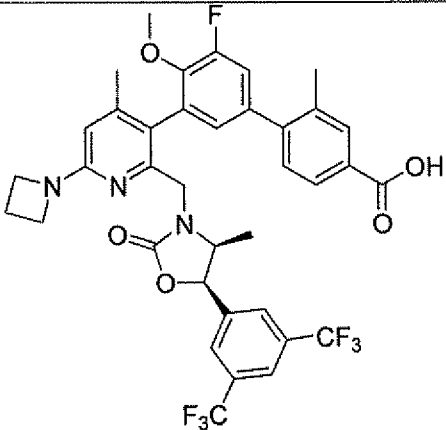
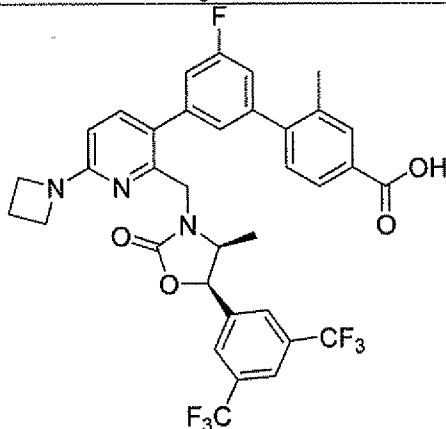
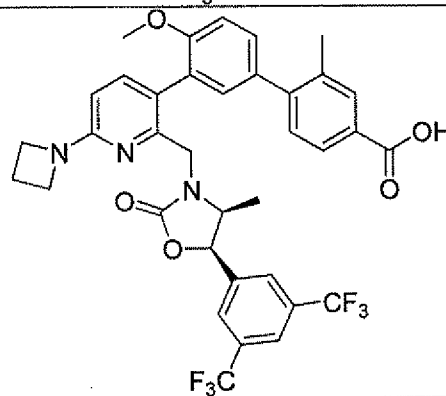
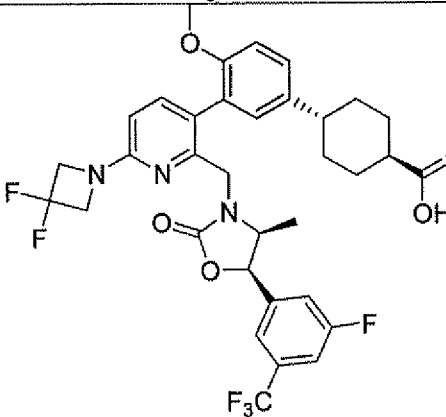
Step 4: trans-4-{3-[6-(3,3-difluoroazetidin-1-yl)-2-({(4S,5R)-5-[3-fluoro-5-(trifluoromethyl)phenyl]-4-methyl-2-oxo-1,3-oxazolidin-3-yl)methyl}pyridin-3-yl]-4-methoxyphenyl}cyclohexanecarboxylic acid.

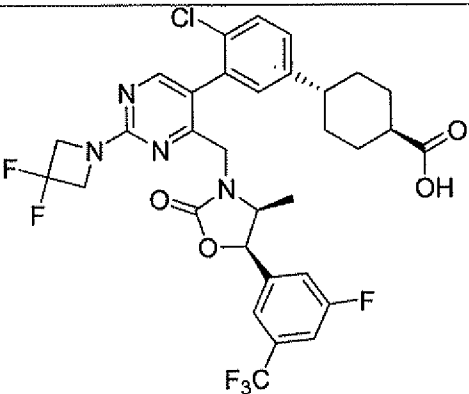
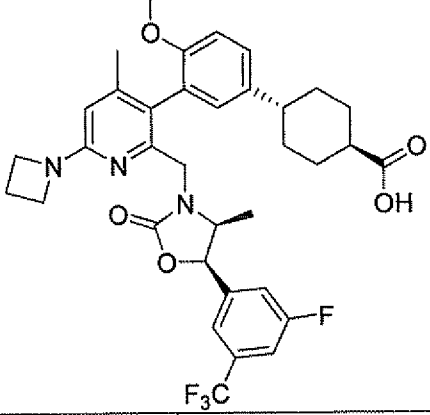
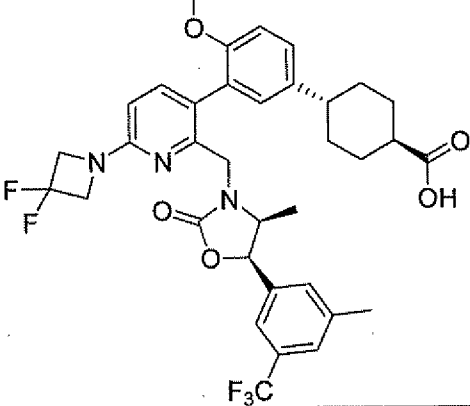
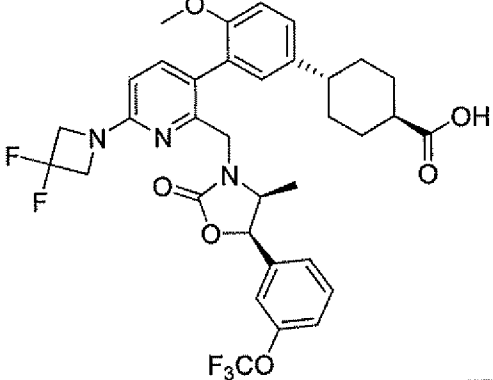
- 10 A solution of lithium hydroxide monohydrate (154 mg, 3.67 mmol) in water (4 ml) was added into a solution of methyl *trans*-4-{3-[6-(3,3-difluoroazetidin-1-yl)-2-({(4S,5R)-5-[3-fluoro-5-(trifluoromethyl)phenyl]-4-methyl-2-oxo-1,3-oxazolidin-3-yl)methyl}pyridin-3-yl]-4-methoxyphenyl}cyclohexanecarboxylate (507 mg, 0.733 mmol) in 1,4-dioxane (6 ml) at room temperature and stirred overnight. To the resulting crude was added HCl (1N, aq.) until the
- 15 mixture turned cloudy. This cloudiness was dissolved by addition of acetonitrile. This clear solution was purified by preparative HPLC (reverse phase, Waters SunFire PrepC18 OBD 5 μ m 19x150 mm) eluting with acetonitrile/water + 0.05% HCOOH (30% to 100% organic in 10 min, hold 100% for 2 min, 20 mL/min). Related fractions were pooled and evaporated under reduced pressure to afford a colorless glass. This glass was re-dissolved in an acetonitrile/water mixture
- 20 and lyophilized overnight to afford a fluffy white solid of 430.5 mg as the titled compound. LCMS calc. = 677.23; found = 678.44 (M+1)⁺. ¹H-NMR (CD₃OD, 500 MHz) δ 7.47 – 7.42 (m, 2H), 7.40 (d, *J* = 8.5 Hz, 1H), 7.34 (br d, *J* = 8.5 Hz, 1H), 7.22 (dd, *J* = 8.5, 2.5 Hz, 1H), 7.06 – 6.94 (br m, 2H), 6.54 (d, *J* = 8.5 Hz, 1H), 5.71 – 5.58 (br m, 1H), 4.68 – 4.53 (br m, 1H), 4.39 (d, *J* = 12.5 Hz, 2H), 4.36 (d, *J* = 12 Hz, 2H), 4.28 – 4.18 (br s, 0.5H), 4.16 – 4.02 (br m, 1H), 3.96 –
- 25 3.86 (br m, 0.5H), 3.74 (s, 3H), 2.50 (s, 1H), 2.32 (s, 1H), 2.11 – 2.04 (m, 2H), 1.96 – 1.88 (br m, 2H), 1.60 – 1.44 (m, 4H), 0.65 (br s, 1.6H), 0.54 (br s, 1.4H).

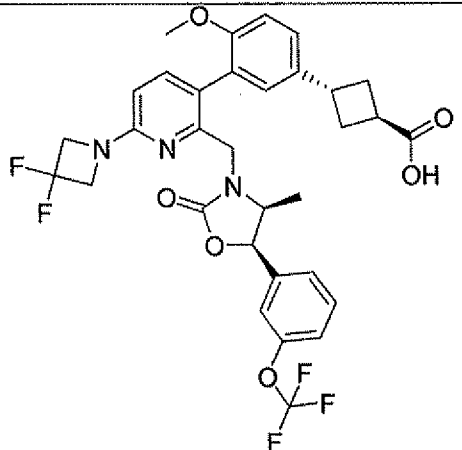
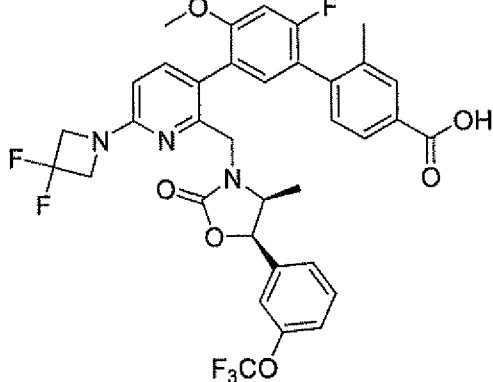
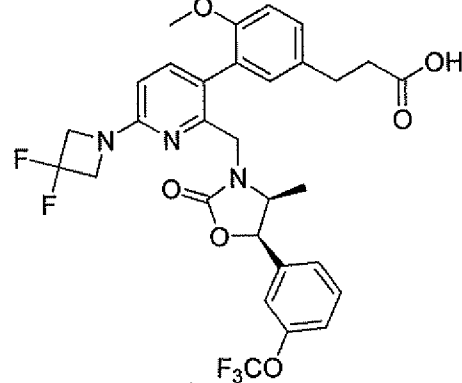
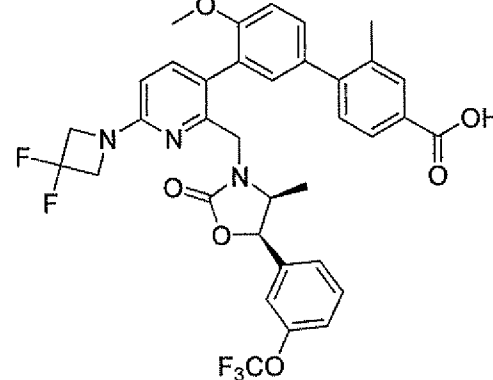
The following compounds (Table 25) were synthesized using methods analogous to those described above.

TABLE 25

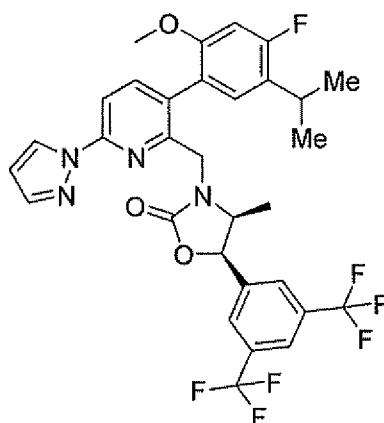
EXAMPLE	Molecular structure	LCMS (M+1) ⁺
284		731.38
285		758.32
286		799.32

287		732.32
288		688.39
289		700.42
290		678.48

291		683.36
292		656.43
293		674.45
294		676.39

295		648.41
296		702.43
297		622.38
298		668.43

EXAMPLE 299



(4S,5R)-5-[3,5-bis(trifluoromethyl)phenyl]-3-({3-[4-fluoro-2-methoxy-5-(propan-2-yl)phenyl]-6-(1H-pyrazol-1-yl)pyridin-2-yl}methyl)-4-methyl-1,3-oxazolidin-2-one

5

Step 1: (4S,5R)-5-[3,5-bis(trifluoromethyl)phenyl]-3-({6-chloro-3-[4-fluoro-2-methoxy-5-(propan-2-yl)phenyl]pyridin-2-yl}methyl)-4-methyl-1,3-oxazolidin-2-one

To (4S,5R)-5-[3,5-bis(trifluoromethyl)phenyl]-3-[(3-bromo-6-chloropyridin-2-yl)methyl]-4-methyl-1,3-oxazolidin-2-one (INTERMEDIATE 32) (460 mg, 0.889 mmol) in THF (10 mL) was added potassium carbonate (2 M in water, 1.3 mL, 2.67 mmol), 1,1'-bis(diphenylphosphino)ferrocene-palladium(II)dichloride dichloromethane complex (57.9 mg, 0.089 mmol) and (4-fluoro-5-isopropyl-2-methoxyphenyl)boronic acid (INTERMEDIATE 59) (283 mg, 1.33 mmol). The reaction was degassed with nitrogen and heated at 32 °C for 16 hr. The reaction was then poured into brine and extracted with ethyl acetate (2 x 10 mL). The combined extracts were dried over sodium sulfate, filtered, and concentrated. The residue was purified via flash chromatography on silica gel to afford (4S,5R)-5-[3,5-bis(trifluoromethyl)phenyl]-3-({6-chloro-3-[4-fluoro-2-methoxy-5-(propan-2-yl)phenyl]pyridin-2-yl}methyl)-4-methyl-1,3-oxazolidin-2-one (419.4 mg, 0.693 mmol) LCMS calc. = 605.1; found = 605.1

20

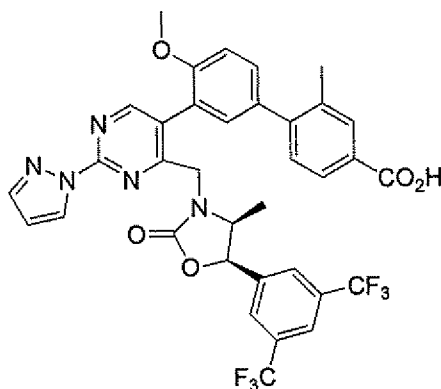
Step 2: (4S,5R)-5-[3,5-bis(trifluoromethyl)phenyl]-3-({6-chloro-3-[4-fluoro-2-methoxy-5-(propan-2-yl)phenyl]pyridin-2-yl}methyl)-4-methyl-1,3-oxazolidin-2-one

(4S,5R)-5-[3,5-Bis(trifluoromethyl)phenyl]-3-({6-chloro-3-[4-fluoro-2-methoxy-5-(propan-2-yl)phenyl]pyridin-2-yl}methyl)-4-methyl-1,3-oxazolidin-2-one chloride (40 mg, 0.066 mmol) and pyrazole (5.40 mg, 0.079 mmol) were dissolved in dioxane (0.7 mL) in a 2-5 mL microwave vial. Cesium carbonate (43.1 mg, 0.132 mmol) and copper(I) iodide (12.6 mg, 0.066 mmol) were added and the mixture was degassed. N,N-dimethylethylenediamine (23.3 mg, 0.264 mmol) was added

25

before sealing the system and heating (thermally) to 110 °C overnight. The reaction was cooled and filtered over Celite® (ethyl acetate wash) and the filtrate was concentrated and was purified by reverse phase HPLC to yield (4*S*,5*R*)-5-[3,5-bis(trifluoromethyl)phenyl]-3-({6-chloro-3-[4-fluoro-2-methoxy-5-(propan-2-yl)phenyl]pyridin-2-yl}methyl)-4-methyl-1,3-oxazolidin-2-one (5.5 mg, 8.64 μmol). ¹H NMR (CD₃OD, 500 MHz) δ 8.63 (s, 1H), 7.99 (s, 1H), 7.93 (m, 3H), 7.79 (s, 1H), 7.75 (d, J = 8.2 Hz, 1H), 7.17 (br s, 1H), 6.88 (d, J = 12.3 Hz, 1H), 6.57 (s, 1H), 5.84 (m, 1H), 4.85 (m, 1H), 4.21 (m, 2H), 3.81 (s, 3H), 3.21 (m, 1H), 1.29 (m, 6H), 0.64 (d, J = 41.1 Hz, 3H). SPA = 55.8 nM

EXAMPLE 300



3'-[4-({(4*S*,5*R*)-5-[3,5-bis(trifluoromethyl)phenyl]-4-methyl-2-oxo-1,3-oxazolidin-3-yl}methyl)-2-(1*H*-pyrazol-1-yl)pyrimidin-5-yl]-4'-methoxy-2-methylbiphenyl-4-carboxylic acid

Step 1: (4*S*,5*R*)-5-[3,5-bis(trifluoromethyl)phenyl]-3-{{[3-bromo-6-(1*H*-pyrazol-1-yl)pyridin-2-yl]methyl}-4-methyl-1,3-oxazolidin-2-one

To (4*S*,5*R*)-5-[3,5-bis(trifluoromethyl)phenyl]-3-[(3-bromo-6-chloropyridin-2-yl)methyl]-4-methyl-1,3-oxazolidin-2-one (INTERMEDIATE 32, 198 mg, 0.382 mmol) was added pyrazole (450 mg, 6.61 mmol) and *p*-toluenesulfonic acid (20 mg, 0.116 mmol). The mixture was heated by microwave irradiation to 180 °C for 30 minutes. The reaction was diluted with ethyl acetate and aqueous sodium hydroxide (1M). The organic was washed with water and brine and was dried over sodium sulfate, filtered and concentrated. The resultant residue was purified by column chromatography to yield (4*S*,5*R*)-5-[3,5-bis(trifluoromethyl)phenyl]-3-{{[3-bromo-6-(1*H*-pyrazol-1-yl)pyridin-2-yl]methyl}-4-methyl-1,3-oxazolidin-2-one (173 mg, 0.316 mmol). LCMS calc. = 549.0/551.0, found = 549.0/551.0.

Step 2: methyl 3'-[2-((4*S*,5*R*)-5-[3,5-bis(trifluoromethyl)phenyl]-4-methyl-2-oxo-1,3-oxazolidin-3-yl)methyl)-6-(1*H*-pyrazol-1-yl)pyridin-3-yl]-4'-methoxy-2-methylbiphenyl-4-carboxylate

- 5 To (4*S*,5*R*)-5-[3,5-bis(trifluoromethyl)phenyl]-3-{{3-bromo-6-(1*H*-pyrazol-1-yl)pyridin-2-yl)methyl}-4-methyl-1,3-oxazolidin-2-one (100 mg, 0.182 mmol) in THF (0.91 mL) was added methyl 4'-methoxy-2-methyl-3'-(4,4,5,5-tetramethyl-1,3,2-dioxaborolan-2-yl)biphenyl-4-carboxylate (84 mg, 0.218 mmol), 1,1'-bis(di-tert-butylphosphino)ferrocene palladium dichloride (17.8 mg, 0.027 mmol), and potassium carbonate (2 M in water, 0.273 mL, 0.546 mmol). The system was flushed with nitrogen, capped, and stirred at room temperature overnight. The reaction was diluted with ethyl acetate and the organic was washed with water (2x), brine, dried (Na₂SO₄), filtered, and concentrated. The crude material was purified by column chromatography to yield methyl 3'-[2-((4*S*,5*R*)-5-[3,5-bis(trifluoromethyl)phenyl]-4-methyl-2-oxo-1,3-oxazolidin-3-yl)methyl)-6-(1*H*-pyrazol-1-yl)pyridin-3-yl]-4'-methoxy-2-methylbiphenyl-4-carboxylate (91.4 mg, 0.126 mmol). LCMS calc. = 725.2, found = 725.3

Step 3: 3'-[2-((4*S*,5*R*)-5-[3,5-bis(trifluoromethyl)phenyl]-4-methyl-2-oxo-1,3-oxazolidin-3-yl)methyl)-6-(1*H*-pyrazol-1-yl)pyridin-3-yl]-4'-methoxy-2-methylbiphenyl-4-carboxylic acid

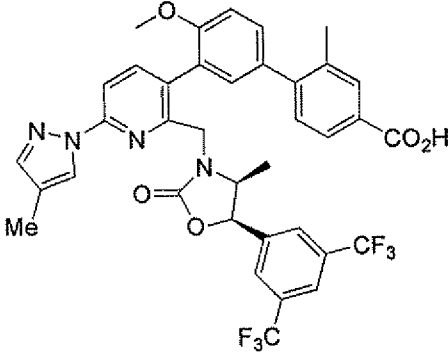
- 20 To methyl 3'-[2-((4*S*,5*R*)-5-[3,5-bis(trifluoromethyl)phenyl]-4-methyl-2-oxo-1,3-oxazolidin-3-yl)methyl)-6-(1*H*-pyrazol-1-yl)pyridin-3-yl]-4'-methoxy-2-methylbiphenyl-4-carboxylate (91.4 mg, 0.126 mmol) in dioxanes (2 mL) was added lithium hydroxide (0.5 M, 1.0 mL, 0.505 mmol). The system was heated to 40 °C and was stirred for 1.5 hrs. The reaction was cooled to room temperature and TFA (100 µL) was added to the reaction before volatiles were removed. The crude material was purified by reverse phase HPLC to yield 3'-[2-((4*S*,5*R*)-5-[3,5-bis(trifluoromethyl)phenyl]-4-methyl-2-oxo-1,3-oxazolidin-3-yl)methyl)-6-(1*H*-pyrazol-1-yl)pyridin-3-yl]-4'-methoxy-2-methylbiphenyl-4-carboxylic acid (86.1 mg, 0.104 mmol). LCMS calc. = 711.2, found = 711.2. ¹H NMR (CD₃OD, 500 MHz) δ 8.62 (s, 1H), 7.88 (m, 8H), 7.34 (m, 4H), 6.56 (s, 1H), 5.81 (m, 1H), 4.84 (m, 1H), 4.24 (m, 2H), 3.90 (br s, 3H), 3.36 (br s, 3H), 0.67 (d, J = 33.5 Hz, 3H). RTA = 14.8 nM

The following compounds (Table 26) were synthesized using methods analogous to those described above.

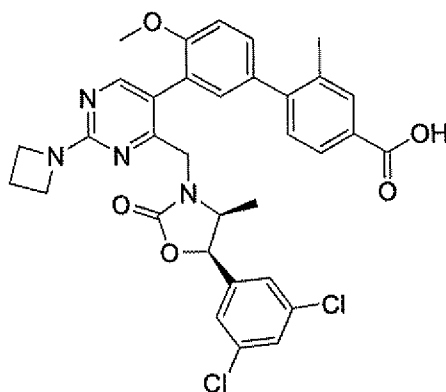
35

TABLE 26

EXAMPLE	Molecular structure	LCMS (M+1) ⁺
---------	---------------------	-------------------------

301	 <p>SPA=260 nM</p>	725.2
-----	---	-------

EXAMPLE 302



5 3'-[2-(azetidin-1-yl)-4-{[(4*S*,5*R*)-5-(3,5-dichlorophenyl)-4-methyl-2-oxo-1,3-oxazolidin-3-yl]methyl}pyrimidin-5-yl]-4'-methoxy-2-methylbiphenyl-4-carboxylic acid

Step 1: methyl 4'-methoxy-2-methyl-3'-[2-(methylsulfanyl)-4-
10 {[(methylsulfonyl)oxy]methyl}pyrimidin-5-yl]biphenyl-4-carboxylate

To methyl 3'-[4-(hydroxymethyl)-2-(methylsulfanyl)pyrimidin-5-yl]-4'-methoxy-2-methylbiphenyl-4-carboxylate (INTERMEDIATE 90, 5.0 g, 12.18 mmol) in DCM (40.6 mL) was added TEA (2.55 mL, 18.27 mmol). The system was cooled in ice bath under a nitrogen atmosphere and methanesulfonyl chloride (1.14 mL, 14.62 mmol) was added. The reaction was stirred for 1 hour at 0 °C and was then diluted with DCM. The organic was washed with brine,
15 dried over sodium sulfate and was concentrated to dryness before purification by column chromatography. Methyl 4'-methoxy-2-methyl-3'-[2-(methylsulfanyl)-4-
{[(methylsulfonyl)oxy]methyl}pyrimidin-5-yl]biphenyl-4-carboxylate (5.67 g, 11.61 mmol).
LCMS calc. = 489.1; found = 489.1

Step 2: methyl 3'-[4-{[(4*S*,5*R*)-5-(3,5-dichlorophenyl)-4-methyl-2-oxo-1,3-oxazolidin-3-yl]methyl}-2-(methylsulfanyl)pyrimidin-5-yl]-4'-methoxy-2-methylbiphenyl-4-carboxylate

To (4*S*,5*R*)-5-(3,5-dichlorophenyl)-4-methyl-1,3-oxazolidin-2-one (INTERMEDIATE XX-see table 18, 202 mg, 0.821 mmol) in THF (6 mL) at 0 °C was added sodium hydride (60 wt%, 37.3 mg, 0.933 mmol). The reaction was stirred at 0 °C for 1 hour and a solution of methyl 4'-methoxy-2-methyl-3'-[2-(methylsulfanyl)-4-{[(methylsulfonyl)oxy]methyl}pyrimidin-5-yl]biphenyl-4-carboxylate (364 mg, 0.746 mmol) in THF (500 µL) was added. The reaction was allowed to warm to room temperature overnight. The reaction was cooled to 0 °C and was quenched with HCl (1 N, 373 µL) and the reaction was poured into saturated aqueous NaHCO₃ and ethyl acetate. The organic was washed with brine, was dried (Na₂SO₄), filtered, and concentrated. The resultant residue was purified by column chromatography to yield methyl 3'-[4-{[(4*S*,5*R*)-5-(3,5-dichlorophenyl)-4-methyl-2-oxo-1,3-oxazolidin-3-yl]methyl}-2-(methylsulfanyl)pyrimidin-5-yl]-4'-methoxy-2-methylbiphenyl-4-carboxylate (295 mg, 0.462 mmol). LCMS calc. = 638.1; found = 638.2

Step 3: methyl 3'-[4-{[(4*S*,5*R*)-5-(3,5-dichlorophenyl)-4-methyl-2-oxo-1,3-oxazolidin-3-yl]methyl}-2-(methylsulfonyl)pyrimidin-5-yl]-4'-methoxy-2-methylbiphenyl-4-carboxylate

To methyl 3'-[4-{[(4*S*,5*R*)-5-(3,5-dichlorophenyl)-4-methyl-2-oxo-1,3-oxazolidin-3-yl]methyl}-2-(methylsulfanyl)pyrimidin-5-yl]-4'-methoxy-2-methylbiphenyl-4-carboxylate (294 mg, 0.46 mmol) in DCM (5 mL) at 0 °C was added m-chloroperbenzoic acid (319 mg, 1.381 mmol). The reaction was allowed to warm to room temperature and was diluted with DCM and sat'd sodium thiosulfate solution. The organic was washed with sat'd NaHCO₃, brine, dried (Na₂SO₄) concentrate before purification by column chromatography to yield methyl 3'-[4-{[(4*S*,5*R*)-5-(3,5-dichlorophenyl)-4-methyl-2-oxo-1,3-oxazolidin-3-yl]methyl}-2-(methylsulfonyl)pyrimidin-5-yl]-4'-methoxy-2-methylbiphenyl-4-carboxylate (292 mg, 0.435 mmol). LCMS calc. = 670.2; found = 670.2.

Step 4: methyl 3'-[2-(azetidin-1-yl)-4-{[(4*S*,5*R*)-5-(3,5-dichlorophenyl)-4-methyl-2-oxo-1,3-oxazolidin-3-yl]methyl}pyrimidin-5-yl]-4'-methoxy-2-methylbiphenyl-4-carboxylate

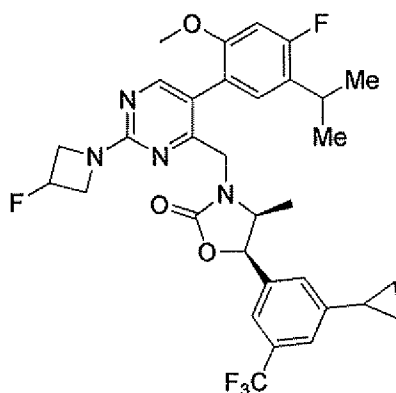
To methyl 3'-[4-{[(4*S*,5*R*)-5-(3,5-dichlorophenyl)-4-methyl-2-oxo-1,3-oxazolidin-3-yl]methyl}-2-(methylsulfonyl)pyrimidin-5-yl]-4'-methoxy-2-methylbiphenyl-4-carboxylate (81 mg, 0.121 mmol) in THF (1.6 mL) was added azetidine (40.7 µL, 0.604 mmol). The reaction was subjected to microwave irradiation at 100 °C for 15 min. The reaction was concentrated, then dissolved in ethyl acetate and washed with water (2x), brine, dried (Na₂SO₄), filtered, concentrated. The crude reaction was purified by column chromatography to yield methyl 3'-[2-(azetidin-1-yl)-4-

{[(4*S*,5*R*)-5-(3,5-dichlorophenyl)-4-methyl-2-oxo-1,3-oxazolidin-3-yl]methyl}pyrimidin-5-yl]-4'-methoxy-2-methylbiphenyl-4-carboxylate (78 mg, 0.121 mmol). LCMS calc. = 647.2; found = 647.4.

5 Step 5: 3'-[2-(azetidin-1-yl)-4-{[(4*S*,5*R*)-5-(3,5-dichlorophenyl)-4-methyl-2-oxo-1,3-oxazolidin-3-yl]methyl}pyrimidin-5-yl]-4'-methoxy-2-methylbiphenyl-4-carboxylic acid

To methyl 3'-[2-(azetidin-1-yl)-4-{[(4*S*,5*R*)-5-(3,5-dichlorophenyl)-4-methyl-2-oxo-1,3-oxazolidin-3-yl]methyl}pyrimidin-5-yl]-4'-methoxy-2-methylbiphenyl-4-carboxylate (78 mg,
10 0.121 mmol) in dioxane (2.4 mL) was added LiOH (0.5 M, 1.2 mL, 0.605 mmol). The reaction was heated to 60 °C for 1 hour before cooling and acidifying with TFA. The volatiles were removed and the crude material was purified by reverse phase HPLC to yield 3'-[2-(azetidin-1-yl)-4-{[(4*S*,5*R*)-5-(3,5-dichlorophenyl)-4-methyl-2-oxo-1,3-oxazolidin-3-yl]methyl}pyrimidin-5-yl]-4'-methoxy-2-methylbiphenyl-4-carboxylic acid (70 mg, 0.110 mmol). LCMS calc. = 633.2,
15 found = 633.3. ¹H NMR (CDCl₃, 500 MHz) δ 8.19 (s, 1H), 7.98 (m, 2H), 7.33 (m, 3H), 7.15 (m, 3H), 7.04 (d, J = 8.6 Hz, 1H), 5.42 (br s, 1H), 4.75 (br s, 1H), 4.23 (m, 5H), 4.01 (br s, 1H), 3.87 (s, 3H), 2.43 (m, 2H), 2.36 (s, 3H), 0.73 (s, 3H). RTA = 4.43 nM

EXAMPLE 303



20 (4*S*,5*R*)-5-[3-cyclopropyl-5-(trifluoromethyl)phenyl]-3-({2-(3-fluoroazetidin-1-yl)-5-[4-fluoro-2-methoxy-5-(propan-2-yl)phenyl]pyrimidin-4-yl}methyl)-4-methyl-1,3-oxazolidin-2-one

25 Step 1: {5-[4-fluoro-2-methoxy-5-(propan-2-yl)phenyl]-2-(methylsulfonyl)pyrimidin-4-yl}methyl methanesulfonate

To {5-[4-fluoro-2-methoxy-5-(propan-2-yl)phenyl]-2-(methylsulfonyl)pyrimidin-4-yl}methanol (INTERMEDIATE 91, 3.22 g, 10.0 mmol) in DCM (40 mL) was added TEA (2.79 mL, 20.0 mmol). The system was cooled in ice bath under a nitrogen atmosphere and methanesulfonyl

chloride (1.09 mL, 14.0 mmol) was added. The reaction was stirred for 30 minutes at 0 °C and was then diluted with DCM. The organic was washed with aqueous saturated sodium bicarbonate, water, brine, and was then dried over sodium sulfate, filtered, and concentrated to dryness before purification by column chromatography. {5-[4-Fluoro-2-methoxy-5-(propan-2-yl)phenyl]-2-(methylsulfanyl)pyrimidin-4-yl}methyl methanesulfonate (3.39 g, 8.46 mmol).
LCMS calc. = 401.1; found = 401.2.

Step 2: (4*S*,5*R*)-5-[3-bromo-5-(trifluoromethyl)phenyl]-3-({5-[4-fluoro-2-methoxy-5-(propan-2-yl)phenyl]-2-(methylsulfanyl)pyrimidin-4-yl}methyl)-4-methyl-1,3-oxazolidin-2-one

To (4*S*,5*R*)-5-[3-bromo-5-(trifluoromethyl)phenyl]-4-methyl-1,3-oxazolidin-2-one (INTERMEDIATE 67(c)-(Table 8), 145 mg, 0.447 mmol) in THF (4 mL) at 0 °C was added sodium hydride (60 wt%, 23.3 mg, 0.582 mmol). The reaction was stirred at 0 °C for 1 hour and a solution of {5-[4-fluoro-2-methoxy-5-(propan-2-yl)phenyl]-2-(methylsulfanyl)pyrimidin-4-yl}methyl methanesulfonate (188 mg, 0.470 mmol) in THF (500 µL) was added. The reaction was allowed to warm to room temperature and was stirred at room temperature for 6 hours. The reaction was quenched with HCl (1 N) and the reaction was poured into saturated aqueous NaHCO₃ and ethyl acetate. The organic was washed with brine, was dried (Na₂SO₄), filtered, and concentrated. The resultant residue was purified by column chromatography to yield (4*S*,5*R*)-5-[3-bromo-5-(trifluoromethyl)phenyl]-3-({5-[4-fluoro-2-methoxy-5-(propan-2-yl)phenyl]-2-(methylsulfanyl)pyrimidin-4-yl}methyl)-4-methyl-1,3-oxazolidin-2-one (190 mg, 0.302 mmol).
LCMS calc. = 628.1/630.1; found = 628.2/630.2

Step 3: (4*S*,5*R*)-5-[3-bromo-5-(trifluoromethyl)phenyl]-3-({5-[4-fluoro-2-methoxy-5-(propan-2-yl)phenyl]-2-(methylsulfonyl)pyrimidin-4-yl}methyl)-4-methyl-1,3-oxazolidin-2-one

To (4*S*,5*R*)-5-[3-bromo-5-(trifluoromethyl)phenyl]-3-({5-[4-fluoro-2-methoxy-5-(propan-2-yl)phenyl]-2-(methylsulfanyl)pyrimidin-4-yl}methyl)-4-methyl-1,3-oxazolidin-2-one in water (0.75 mL) and acetonitrile (1.5 mL) was added Oxone® oxidizing agent (0.39 g, 0.634 mmol) at room temperature. The reaction was stirred overnight and was diluted with ethyl acetate and water. The organic was washed with 10% sodium thiosulfate and brine before drying over sodium sulfate, filtering, and concentrating. The crude material was carried forward without further purification (190 mg, 0.288 mmol). LCMS calc. = 662.1, found = 662.3.

Step 4: (4*S*,5*R*)-5-[3-bromo-5-(trifluoromethyl)phenyl]-3-({2-(3-fluoroazetidin-1-yl)-5-[4-fluoro-2-methoxy-5-(propan-2-yl)phenyl]pyrimidin-4-yl}methyl)-4-methyl-1,3-oxazolidin-2-one

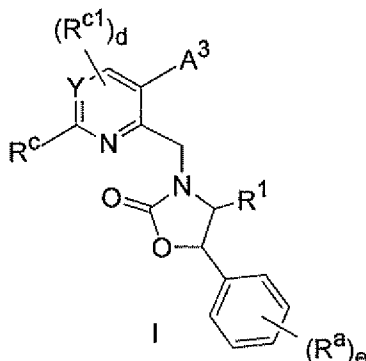
To (4*S*,5*R*)-5-[3-bromo-5-(trifluoromethyl)phenyl]-3-({5-[4-fluoro-2-methoxy-5-(propan-2-yl)phenyl]-2-(methylsulfonyl)pyrimidin-4-yl}methyl)-4-methyl-1,3-oxazolidin-2-one (175 mg, 0.265 mmol) in THF (1 mL) was added TEA (0.369 mL, 2.65 mmol) and 3-fluoroazetidine (236 mg, 2.120 mmol). The reaction was capped and heated at 100 °C for 10 min by microwave irradiation. The reaction was diluted with EtOAc, washed with sat. aqueous NaHCO₃, water and brine. The organic phase was dried over sodium sulfate, filtered and concentrated before purification by column chromatography to afford (4*S*,5*R*)-5-[3-bromo-5-(trifluoromethyl)phenyl]-3-({2-(3-fluoroazetidin-1-yl)-5-[4-fluoro-2-methoxy-5-(propan-2-yl)phenyl]pyrimidin-4-yl}methyl)-4-methyl-1,3-oxazolidin-2-one (160 mg, 0.244 mmol). LCMS calc. = 655.2/657.2, found = 655.4/657.4.

Step 5: (4*S*,5*R*)-5-[3-cyclopropyl-5-(trifluoromethyl)phenyl]-3-({2-(3-fluoroazetidin-1-yl)-5-[4-fluoro-2-methoxy-5-(propan-2-yl)phenyl]pyrimidin-4-yl}methyl)-4-methyl-1,3-oxazolidin-2-one

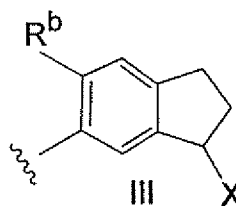
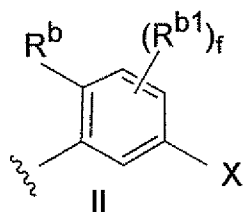
To (4*S*,5*R*)-5-[3-bromo-5-(trifluoromethyl)phenyl]-3-({2-(3-fluoroazetidin-1-yl)-5-[4-fluoro-2-methoxy-5-(propan-2-yl)phenyl]pyrimidin-4-yl}methyl)-4-methyl-1,3-oxazolidin-2-one (0.031 g, 0.047 mmol) in dioxane (0.5 mL) was added tripotassium phosphate (0.071 mL, 0.142 mmol), cyclopropylboronic acid (6.10 mg, 0.071 mmol) and tetrakis(triphenylphosphine)palladium(0) (5.47 mg, 4.74 µmol). The system was flushed with nitrogen and was sealed before heating at 140 °C by microwave irradiation for 30 minutes. The reaction mixture was diluted with EtOAc, washed with sat. aqueous sodium bicarbonate, water and brine. The organic phase was dried over sodium sulfate, filtered, concentrated and the crude was purified by column chromatography to yield (4*S*,5*R*)-5-[3-cyclopropyl-5-(trifluoromethyl)phenyl]-3-({2-(3-fluoroazetidin-1-yl)-5-[4-fluoro-2-methoxy-5-(propan-2-yl)phenyl]pyrimidin-4-yl}methyl)-4-methyl-1,3-oxazolidin-2-one (13.3 mg, 0.022 mmol) as white solid. LCMS calc. = 617.3, found = 617.5. ¹H NMR (CDCl₃, 500 MHz) δ 8.15 (s, 1H), 7.29 (d, *J* = 7.5 Hz, 2H), 7.19 (s, 1H), 7.01 (d, *J* = 8.5 Hz, 1H), 6.69 (d, *J* = 12 Hz, 1H), 5.54 ~ 5.33 (br m, 2H), 4.74 (d, *J* = 17 Hz, 1H), 4.50 (m, 2H), 4.33 (m, 3H), 4.16 ~ 4.15 (br m, 1H), 3.97 ~ 3.94 (br m, 1H), 3.79 (s, 3H), 3.25 ~ 3.19 (m, 1H), 1.31 ~ 1.26 (m, 6H), 1.07 (m, 2H), 0.76 (m, 2H), 0.69 (m, 3H). RTA = 98 nM.

WHAT IS CLAIMED IS:

1. 1. A compound of Formula I, or a pharmaceutically acceptable salt thereof:



wherein A³ is represented by Formula II or Formula III:



wherein Y is N or CH, wherein CH may be substituted with R^{c1} if R^{c1} is present in the structure;

R¹ is H, CF₃, or C₁₋₃ alkyl;

Each R^a is independently C₁₋₃alkyl optionally substituted with 1-5 halogens,

-OC₁₋₃alkyl optionally substituted with 1-5 halogens, halogen, -CN, or C₃₋₄cycloalkyl optionally substituted with 1-3 halogens;

R^c is (a) a 4-7 membered monocyclic heterocycle comprising one N which is bonded to the heteroaromatic ring to which R^c is connected, wherein the monocyclic heterocycle optionally comprises 1-3 double bonds, one carbonyl, and 1-3 additional heteroatom groups which are each independently N, O, S, S(O), or S(O)₂, or (b) a 5-8 membered bicyclic heterocycle comprising one N which is bonded to the heteroaromatic ring to which R^c is connected, wherein the bicyclic heterocycle optionally comprises 1-3 double bonds, one carbonyl, and 1-3 additional heteroatom groups which are each independently N, O, S, S(O), or S(O)₂, wherein R^c as defined in (a) or (b) is optionally substituted with 1-3 substituent groups which are independently halogen, -OH, -CN, C₁₋₃ alkyl, or -OC₁₋₃ alkyl, wherein C₁₋₃ alkyl and -OC₁₋₃ alkyl are optionally substituted with 1-3 halogens;

Each R^{c1} is independently C₁₋₃ alkyl, -OC₁₋₃ alkyl, or halogen, wherein alkyl in either case is optionally substituted with 1-5 halogens;

R^b is H, C₁₋₃ alkyl, -OC₁₋₃ alkyl, -OC₃₋₆ cycloalkyl, halogen, -CN, -NO₂, or -OH, wherein C₁₋₃ alkyl and -OC₁₋₃ alkyl are optionally substituted with 1-5 halogens, and -OC₃₋₆ cycloalkyl is optionally substituted with 1-3 halogens;

Each R^{b1} is independently C₁₋₃ alkyl, -OC₁₋₃ alkyl, or halogen, wherein C₁₋₃ alkyl and -OC₁₋₃ alkyl are optionally substituted with 1-5 halogens;

X is:

(a) (i) halogen, (ii) -C₁₋₄alkyl, (iii) -C₃₋₆cycloalkyl-Y or C₁₋₃alkyl-Y, wherein Y is -CN, -OH, or -OCH₃, or (iv) -phenyl which is substituted with 1-3 groups which are independently halogen, -CN, -OH, -C₁₋₄alkyl, -OC₁₋₄alkyl, or -C(=O)C₁₋₂alkyl, wherein alkyl and cycloalkyl in all

uses, are optionally substituted with 1-3 halogens;

(b) D¹, wherein D¹ is -CO₂H, -CO₂C₁₋₄alkyl, or -C(=O)NR²R³;

(c) -C₁₋₄alkyl-D¹, wherein alkyl is optionally substituted with 1-3 halogens;

(d) -C₃₋₆cycloalkyl-D¹, wherein cycloalkyl is optionally substituted with 1-2 groups which are independently -C₁₋₂ alkyl or halogen, wherein -C₁₋₂ alkyl is optionally substituted with 1-3

halogens;

(e) -C₃₋₆cycloalkyl-CH₂-D¹, wherein cycloalkyl is optionally substituted with 1-2 groups which are independently -C₁₋₂ alkyl or halogen, wherein -C₁₋₂ alkyl is optionally substituted with 1-3 halogens;

(f) -phenyl-D¹, wherein phenyl is optionally substituted with 1-3 substituents which are independently halogen, -CN, -OH, -CH₃, -CF₃, -OCH₃, or -OCF₃;

(g) -Het-D¹, wherein Het is a 5-6-membered heteroaromatic ring having 1-4 heteroatom groups which are each independently N, O, S, S(O), or S(O)₂, wherein Het is optionally substituted with 1-3 groups which are independently halogen, -CH₃, -CF₃, -OCH₃, or -OCF₃; or

(h) -C₁₋₂alkyl-Het, wherein Het is optionally substituted with 1-3 groups which are independently -CH₃, -CF₃, -OCH₃, -OCF₃ or halogen;

R² and R³ are each independently H or -C₁₋₃alkyl, or R² and R³ are optionally joined to form a bridging group having 3-5 carbons, thereby yielding a 4-6 membered cyclic amide group;

d is an integer from 0-2;

e is an integer from 0-3; and

f is an integer from 0-2.

2. The compound of Claim 1, wherein

R¹ is H or C₁₋₃alkyl;

Each R^a is independently CF₃, -OCF₃, CH₃, -OCH₃, halogen, -CN, or cyclopropyl which is optionally substituted with 1-3 halogens;

Each R^{c1} is independently CH₃, CF₃, -OCH₃, -OCF₃ or halogen;

R^b is H, C₁₋₃ alkyl, -OC₁₋₃ alkyl, -OC₃₋₆ cycloalkyl, or halogen, wherein C₁₋₃ alkyl, -OC₁₋₃ alkyl, and -OC₃₋₆ cycloalkyl are optionally substituted with 1-3 halogens;

Each R^{b1} is independently halogen, CF₃, or CH₃; and

X is:

- 5 (a) (i) Cl, (ii) -C₂₋₄alkyl, (iii) -C₅₋₆cycloalkyl-Y or -C₁₋₃alkyl-Y wherein Y is -CN, -OH, or -OCH₃, or (iv) -phenyl which is substituted with 1-3 groups which are independently halogen, -CN, -OH, -C₁₋₄alkyl, -OC₁₋₄alkyl, or -C(=O)C₁₋₂alkyl, wherein alkyl and cycloalkyl in all occurrences are optionally substituted with 1-3 halogens;
- (b) D¹, wherein D¹ is -CO₂H, -CO₂C₁₋₄alkyl, or -C(=O)NR²R³;
- 10 (c) -C₁₋₄alkyl-D¹, wherein alkyl is optionally substituted with 1-3 F;
- (d) -C₃₋₆cycloalkyl-D¹, wherein cycloalkyl is optionally substituted with 1-2 groups which are independently -CH₃, CF₃, or halogen;
- (e) -C₃₋₆cycloalkyl-CH₂-D¹, wherein cycloalkyl is optionally substituted with 1-2 groups which are independently -CH₃, CF₃, or halogen;
- 15 (f) -phenyl-D¹, wherein phenyl is optionally substituted with 1-3 substituent groups which are independently halogen, -CH₃, -CF₃, -OCH₃, or -OCF₃;
- (g) -HET(1)-D¹, wherein HET(1) is a 5-6 membered heteroaromatic ring having 1-2 heteroatom groups which are independently N, O, S, S(O), or S(O)₂, wherein HET(1) is optionally substituted with 1-3 substituents which are independently halogen, -CH₃, -CF₃, -OCH₃, or -OCF₃; or
- 20 (h) -(CH₂)₁₋₂-HET(2), wherein HET(2) is a 5-membered heteroaromatic ring having 2-4 heteroatom groups which are N, O, or S, wherein HET(2) is optionally substituted with 1-2 groups which are independently -CH₃ or halogen.

25 3. The compound of Claim 2, wherein R¹ is CH₃;

Each R^a is independently CF₃, CH₃, -OCF₃, Cl, F, cyclopropyl, or -CN;

R^c is (a) a 4-6 membered monocyclic heterocycle comprising one N which is bonded to the heteroaromatic ring to which R^c is connected, wherein the monocyclic heterocycle optionally comprises 1-2 double bonds, one carbonyl, and 1-2 additional heteroatom groups which are each
 30 independently O, N, or -S(O)₂-, or (b) a 6-7 membered bicyclic heterocycle comprising one N which is bonded to the heteroaromatic ring to which R^c is connected, wherein the bicyclic heterocycle optionally comprises 1-2 double bonds, one carbonyl, and 1-2 additional heteroatom groups which are each independently N, O, or -S(O)₂-, wherein R^c as defined in (a) or (b) is optionally substituted with 1-2 substituent groups which are each independently halogen, -OH, CH₃, -OCH₃, CF₃, or -OCF₃;

35 Each R^{c1} is independently -CH₃ or Br;

R^b is H, -C₁₋₂ alkyl, -OCH₃, Cl, F, or -O-cyclopropyl;

R^{b1} is F;

X is:

(a) Cl, -CH₂CN, -(CH₂)₁₋₃OH, -(CH₂)₁₋₃OCH₃, -CH(CH₃)₂ optionally substituted with 1-3 F and one -OH, -cyclopentyl-OH, -cyclohexyl-CN, or phenyl substituted with 2 substituents which are -OH and -C(=O)CH₃;

(b) D¹, wherein D¹ is -CO₂H or -CO₂C₁₋₄alkyl;

(c) -C₁₋₄alkyl-D², wherein D² is -CO₂H, -CO₂C₁₋₄alkyl, or -C(=O)NR²R³;

(d) -C₃₋₆cycloalkyl-D²;

(e) -C₃₋₆cycloalkyl-CH₂-D¹;

(f) -phenyl-D¹, wherein phenyl is optionally substituted with 1-3 substituent groups which are independently halogen or -CH₃;

(g) -HET(1)-D¹, wherein HET(1) is a 5-6 membered heteroaromatic ring having 1-2 heteroatoms which are independently N, O, or S, wherein HET(1) is optionally substituted with 1-3 substituents which are independently halogen, -CH₃, -CF₃, -OCH₃, or -OCF₃; or

(h) -(CH₂)₁₋₂-HET(2), wherein HET(2) is a 5-membered heteroaromatic ring having 2-4 N atoms, wherein HET(2) is optionally substituted with 1-2 groups which are independently -CH₃ or halogen; and

e is an integer from 1-3.

4. The compound of Claim 3, wherein HET(1) is isoxazole, pyrazole, pyrazine, thiophene, furan, thiazole, pyrrole, pyridine, or imidazole.

5. The compound of Claim 3, wherein HET(2) is triazole, tetrazole, or imidazole.

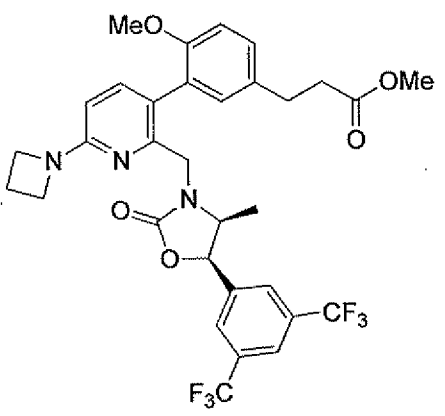
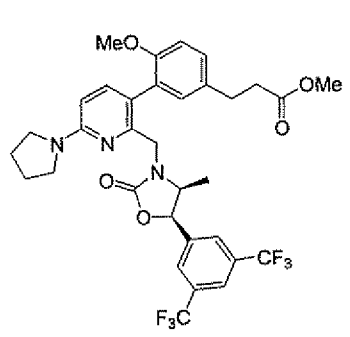
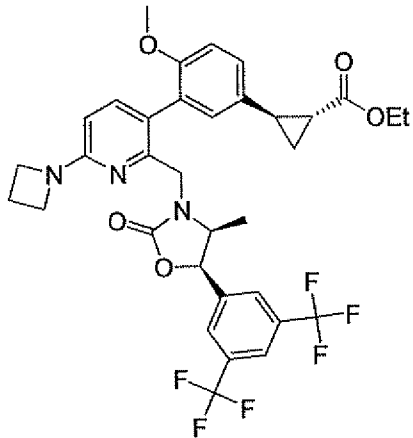
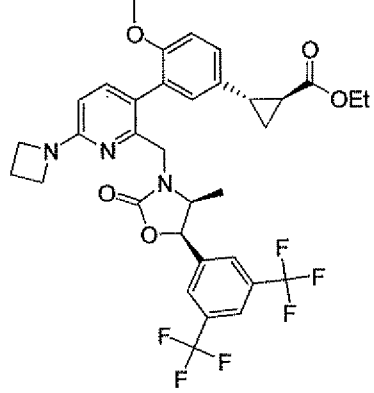
6. The compound of Claim 3, wherein R^C is (a) a 4-6 membered monocyclic heterocycle comprising one N which is bonded to the heteroaromatic ring to which R^C is connected, wherein the monocyclic heterocycle optionally comprises one carbonyl and 1 additional heteroatom group which is O, N, or -S(O)₂-; (b) a 5 membered monocyclic heteroaromatic ring comprising one N which is bonded to the heteroaromatic ring to which R^C is connected, wherein the 5 membered monocyclic heteroaromatic ring optionally comprises 1 additional heteroatom group which is N; or (c) a 6-7 membered bicyclic heterocycle comprising one N which is bonded to the heteroaromatic ring to which R^C is connected, wherein the bicyclic heterocycle optionally comprises 1 additional heteroatom group which is N or O; wherein R^C as defined in (a), (b), or (c) is optionally substituted with 1-2 substituent groups which are each independently F, -OH, CH₃, -OCH₃, CF₃, or -OCF₃.

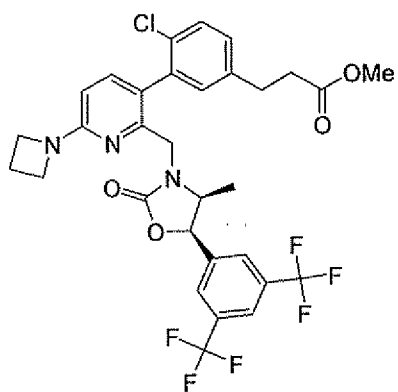
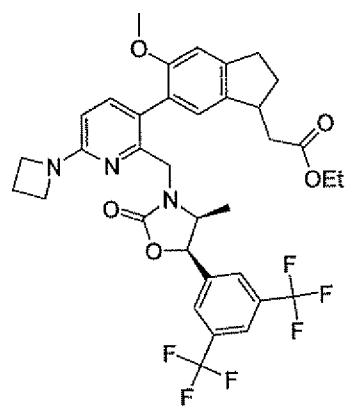
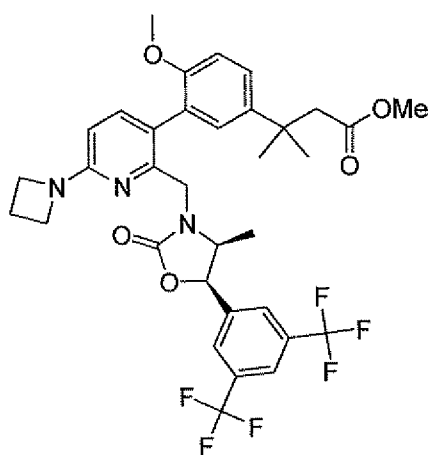
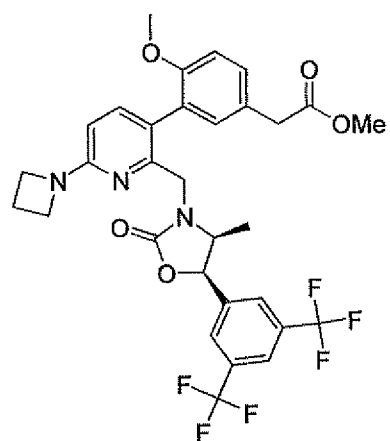
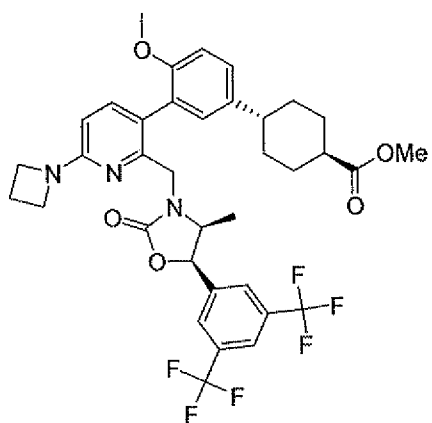
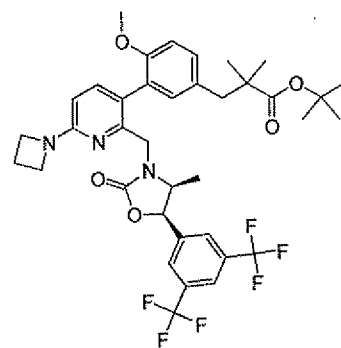
7. The compound of Claim 3, wherein the substituent R^C is azetidine, azetidinone, pyrrolidine, piperidine, morpholine, imidazole, pyrazole, isothiazolidine 1,1-dioxide, a morpholine ring comprising a methylene group bridging between two ring members, or a pyrrolidine ring comprising a

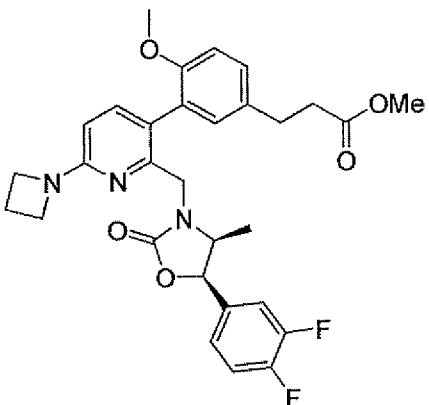
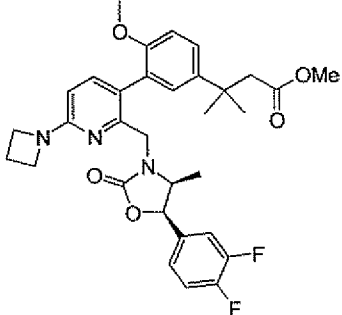
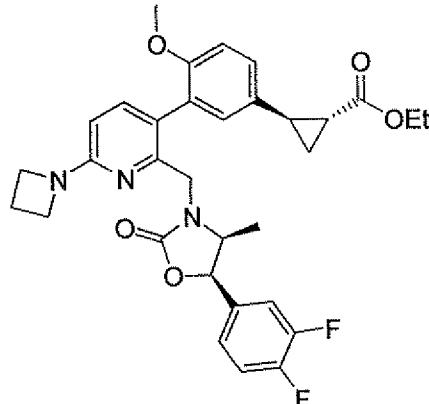
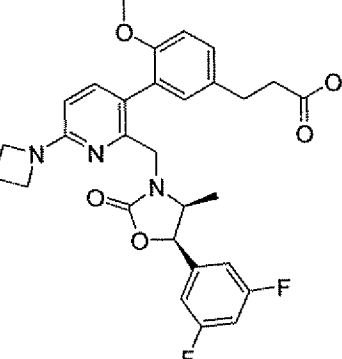
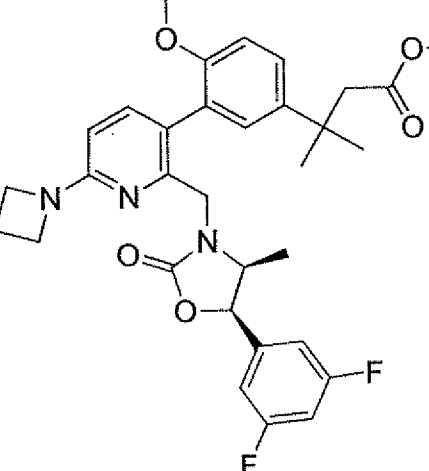
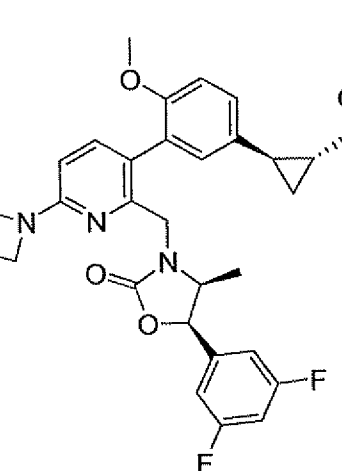
fused cyclopropyl ring, wherein R^c is optionally substituted with 1-3 substituents which are each independently halogen, -OH, -CH₃, -OCH₃, -CF₃, or -OCF₃.

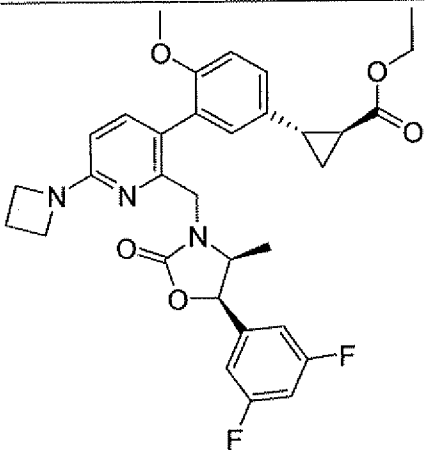
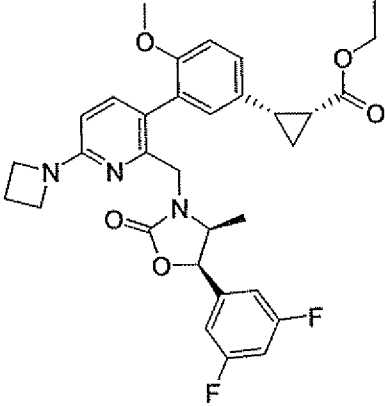
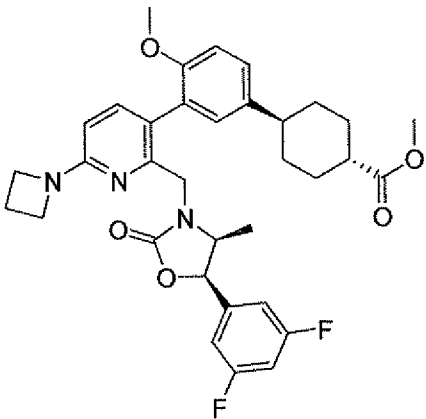
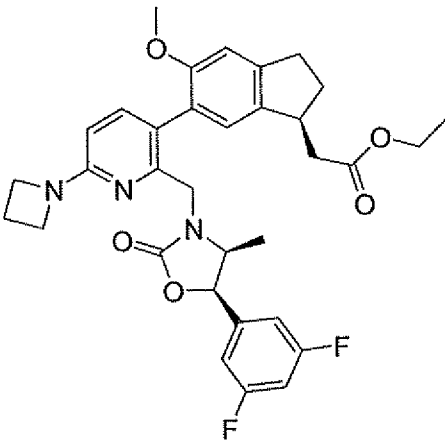
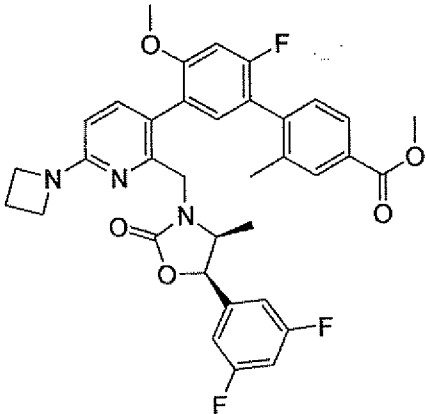
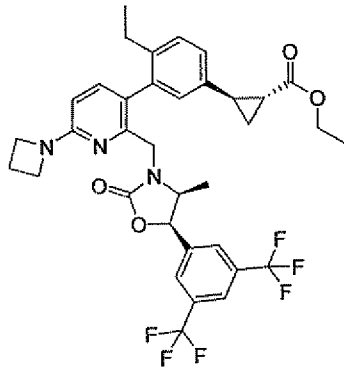
8. The compound of Claim 7, wherein R^c is optionally substituted with 1-2 substituents which are each independently F, -CH₃, -OH, or -OCH₃.

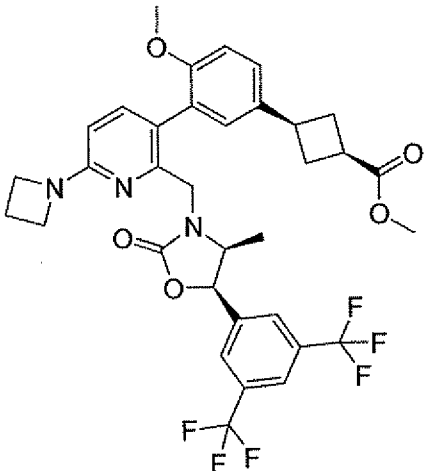
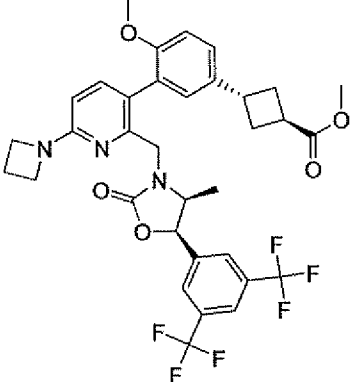
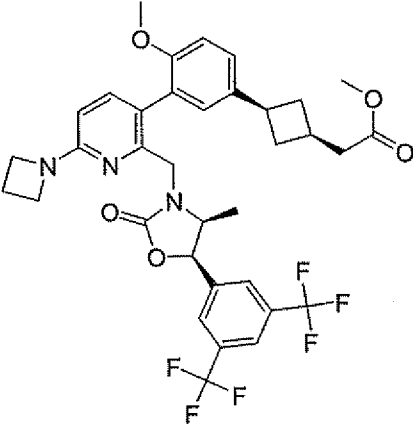
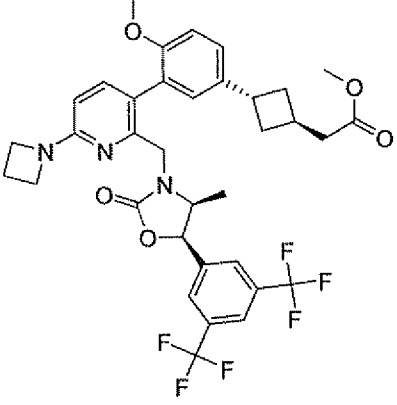
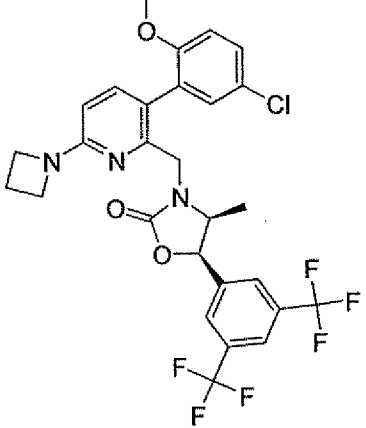
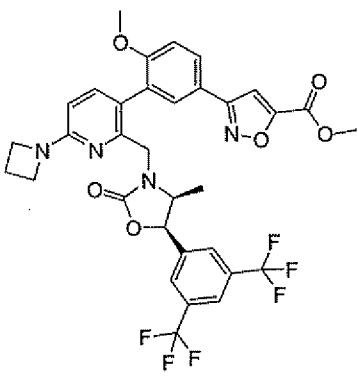
9. The compound of Claim 1, or a pharmaceutically acceptable salt thereof, having the structure below:

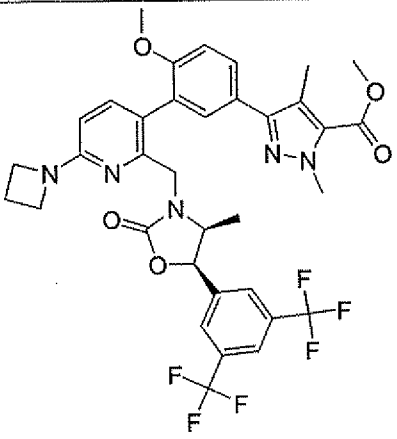
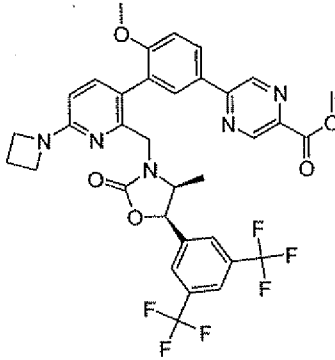
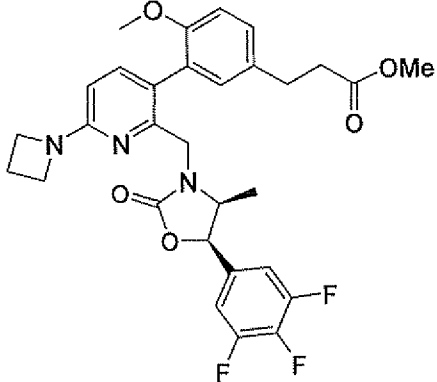
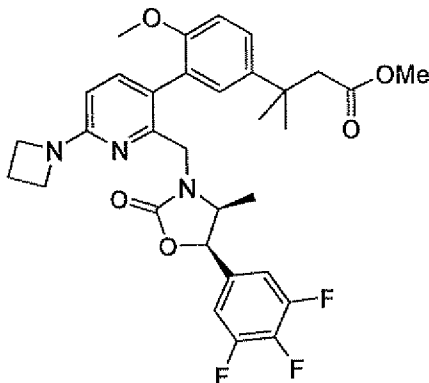
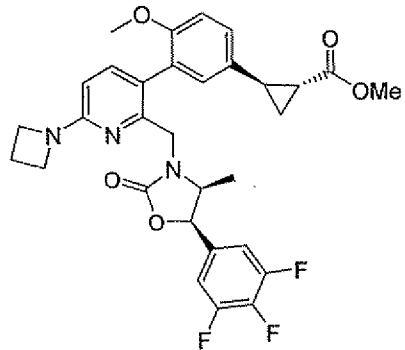
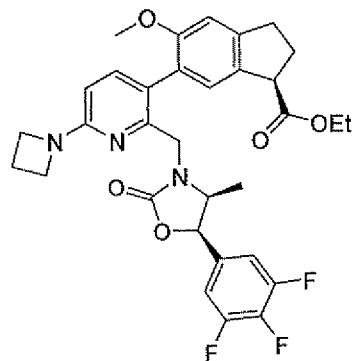
Ex. 1		Ex. 2	
Ex. 3		Ex. 4	

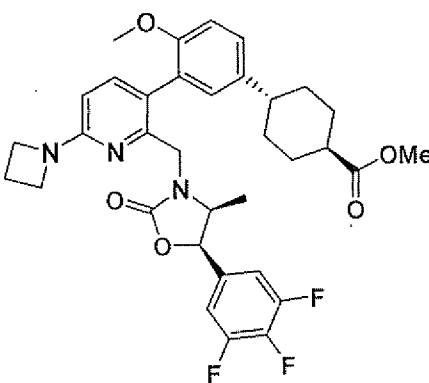
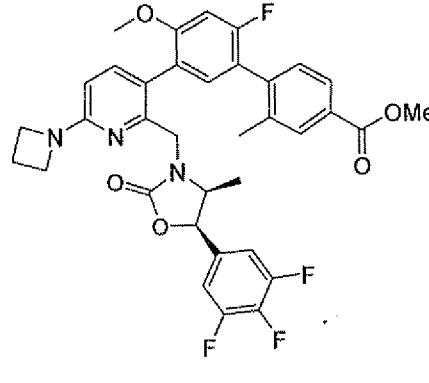
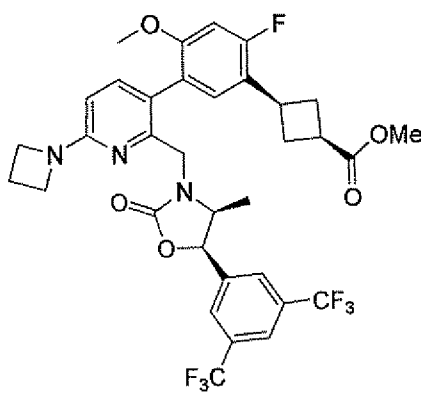
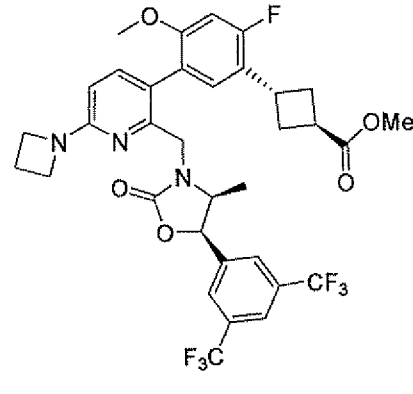
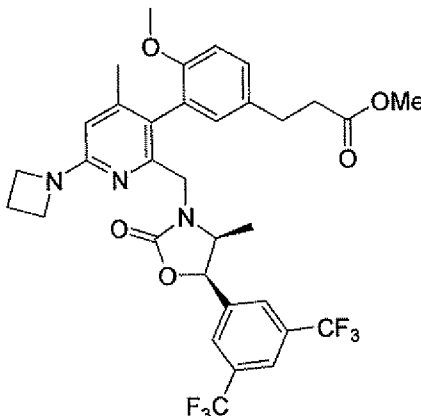
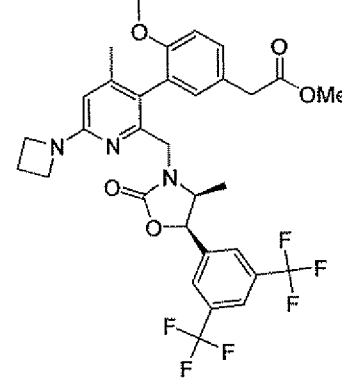
Ex. 5**Ex. 6****Ex. 7****Ex. 8****Ex. 9****Ex. 10**

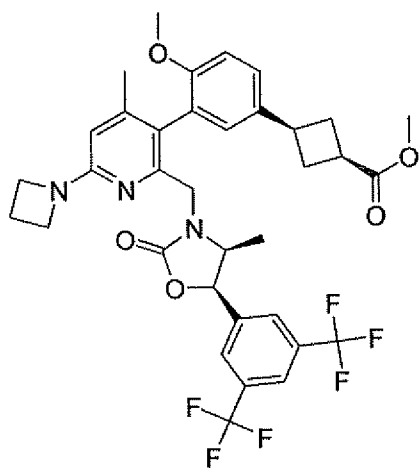
Ex. 11		Ex. 12	
Ex. 13		Ex. 14	
Ex. 15		Ex. 16	
Ex. 17		Ex.18	

			
Ex. 19		Ex. 20	
Ex. 21		Ex. 22	
Ex. 23		Ex. 24	

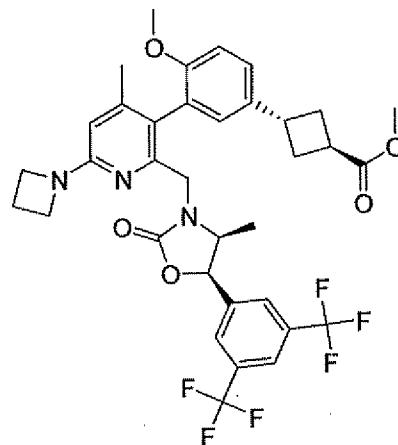
	 <p>Chemical structure of a compound featuring a pyridine ring substituted with a cyclobutyl ester group and a trifluoromethylphenyl group. The pyridine ring is also substituted with a methoxy group and a trifluoromethylphenyl group.</p>		 <p>Chemical structure of a compound featuring a pyridine ring substituted with a cyclobutyl ester group and a trifluoromethylphenyl group. The pyridine ring is also substituted with a methoxy group and a trifluoromethylphenyl group.</p>
Ex. 25	 <p>Chemical structure of a compound featuring a pyridine ring substituted with a cyclobutyl ester group and a trifluoromethylphenyl group. The pyridine ring is also substituted with a methoxy group and a trifluoromethylphenyl group.</p>	Ex. 26	 <p>Chemical structure of a compound featuring a pyridine ring substituted with a cyclobutyl ester group and a trifluoromethylphenyl group. The pyridine ring is also substituted with a methoxy group and a trifluoromethylphenyl group.</p>
Ex. 27	 <p>Chemical structure of a compound featuring a pyridine ring substituted with a cyclobutyl ester group and a trifluoromethylphenyl group. The pyridine ring is also substituted with a methoxy group and a trifluoromethylphenyl group.</p>	Ex. 28	 <p>Chemical structure of a compound featuring a pyridine ring substituted with a cyclobutyl ester group and a trifluoromethylphenyl group. The pyridine ring is also substituted with a methoxy group and a trifluoromethylphenyl group.</p>

Ex. 29		Ex. 30	
Ex. 31		Ex. 32	
Ex. 33		Ex. 34	

Ex. 35		Ex. 36	
Ex. 37		Ex. 38	
Ex. 39		Ex. 40	

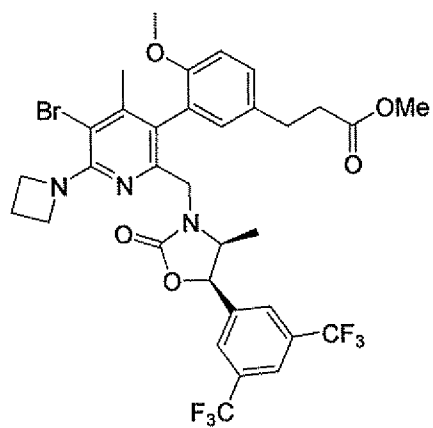
Ex.
41-42

Atropisomers A and B

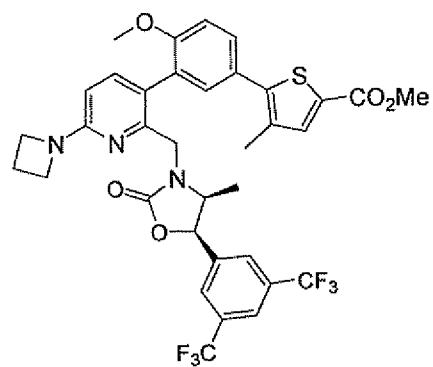
Ex.
43-44

Atropisomers A and B

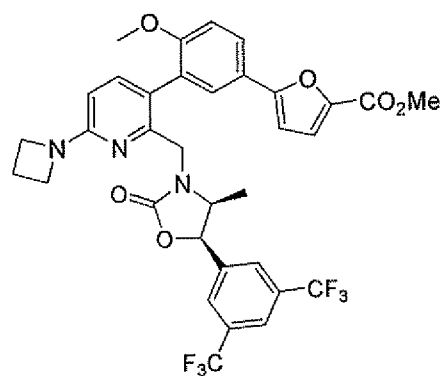
Ex. 45



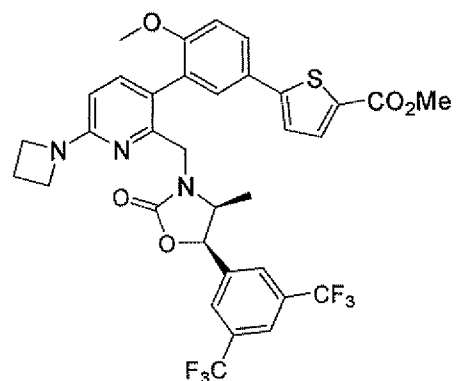
Ex. 46

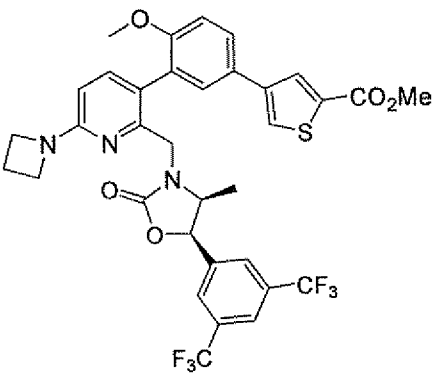
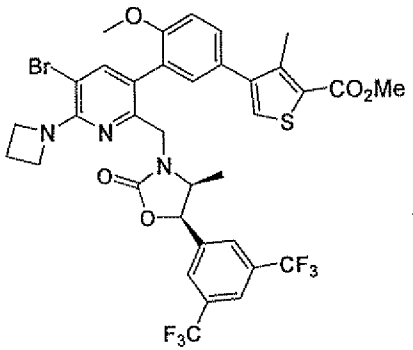
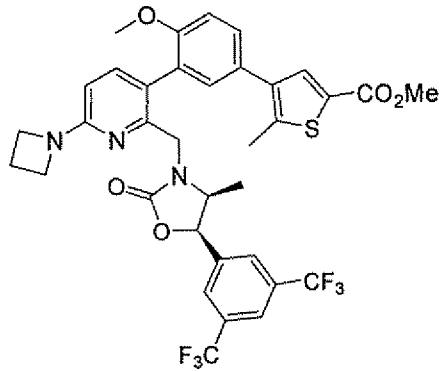
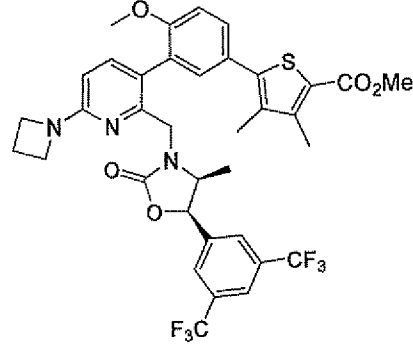
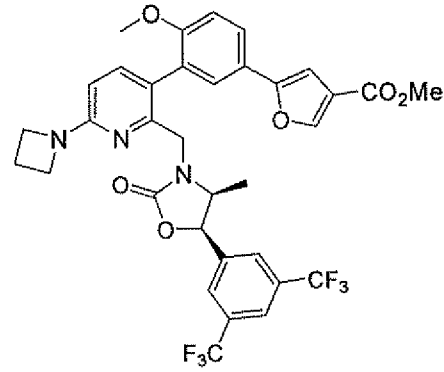
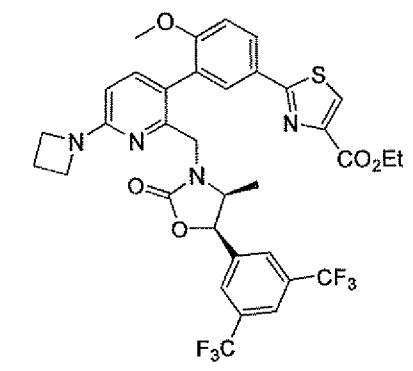


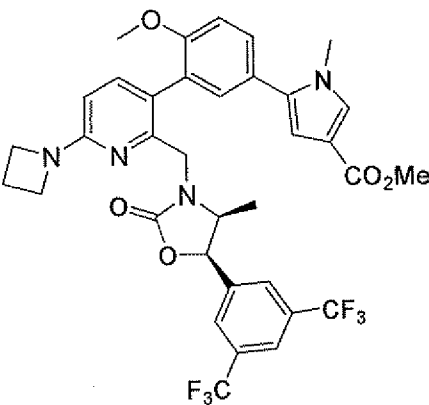
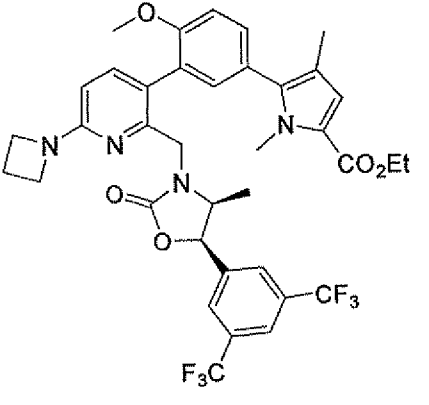
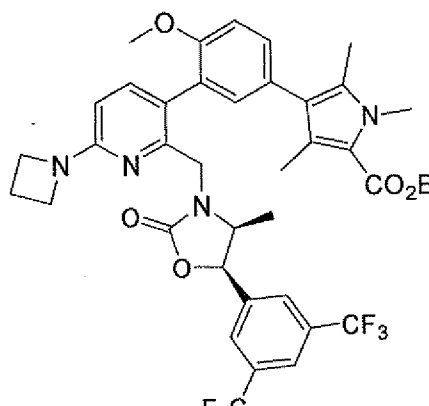
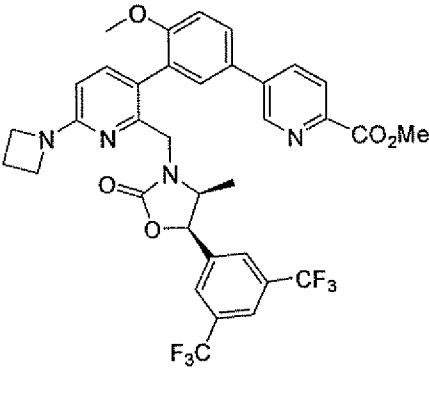
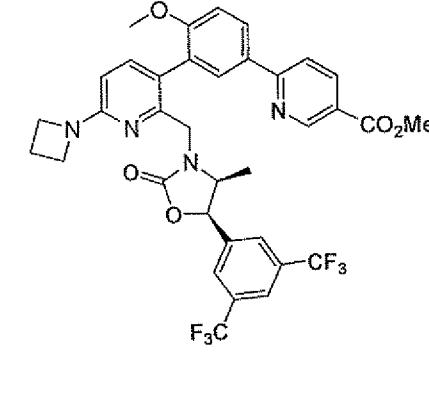
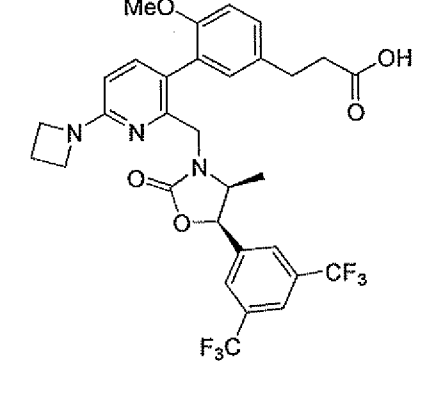
Ex. 47

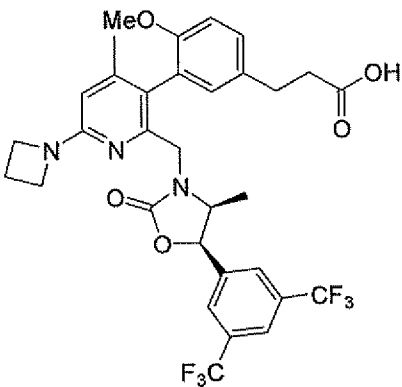
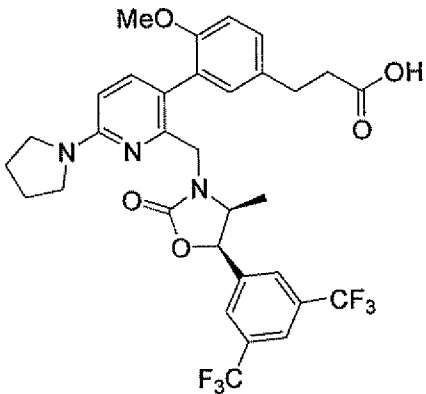
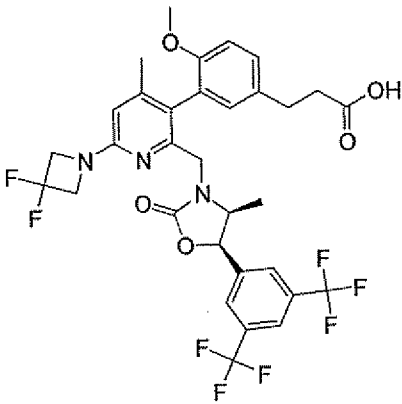
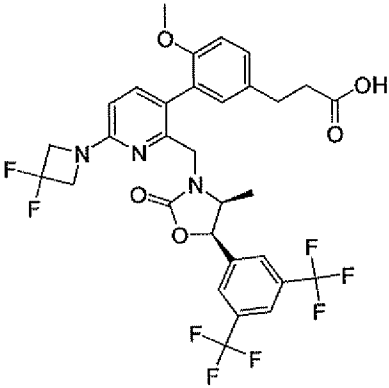


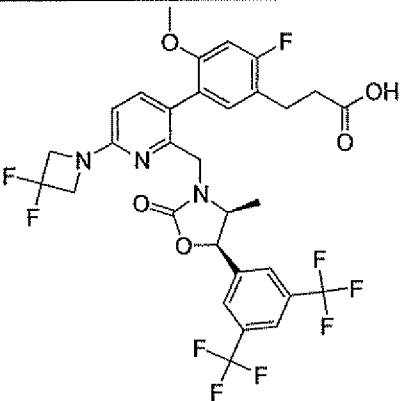
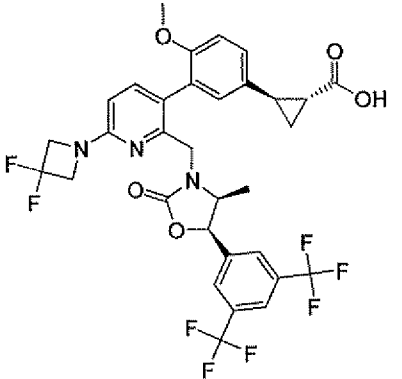
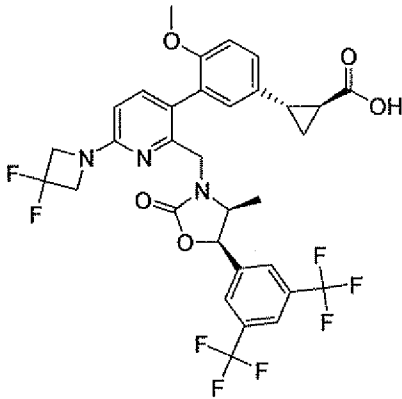
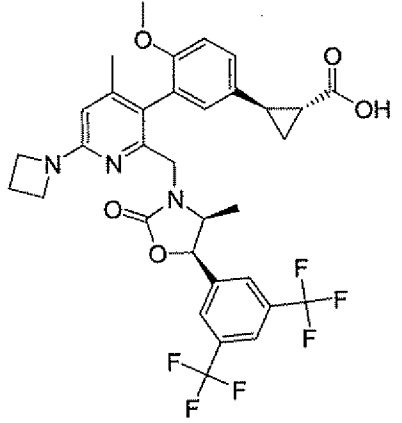
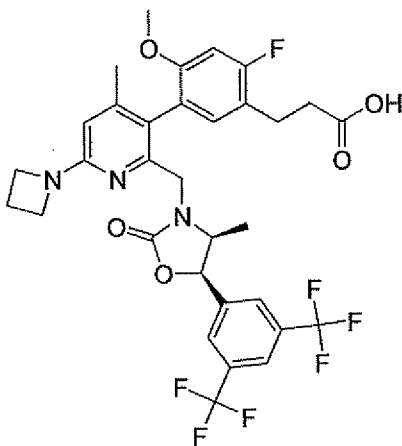
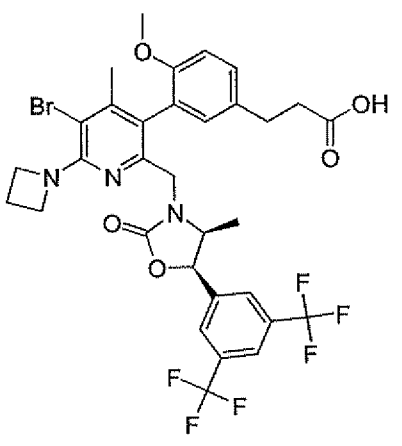
Ex. 48

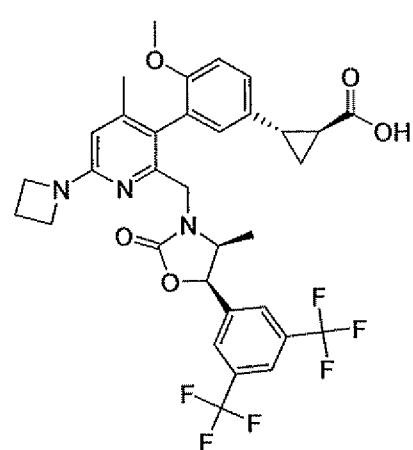
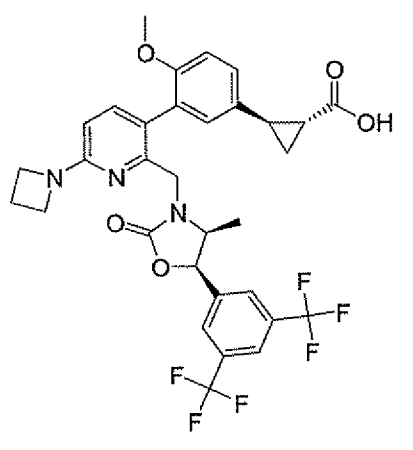
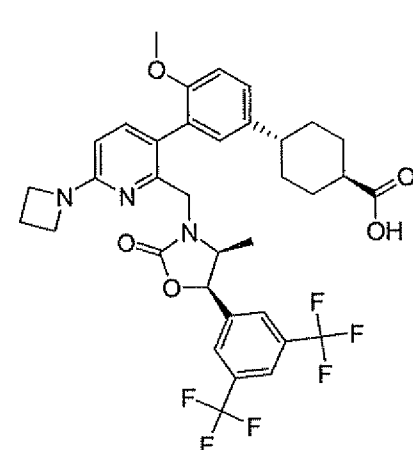
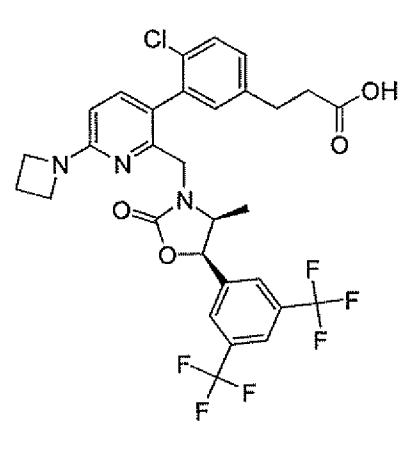
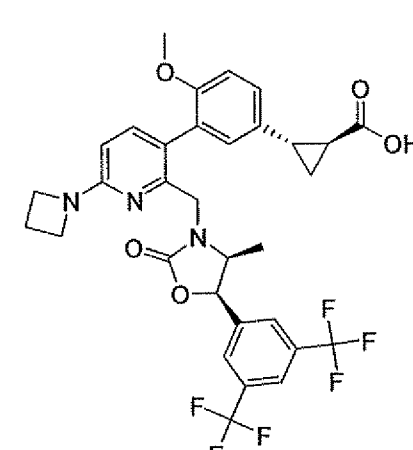
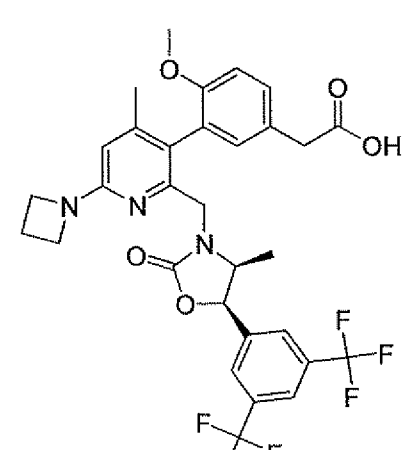


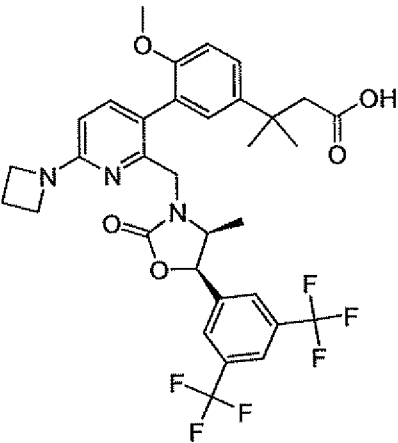
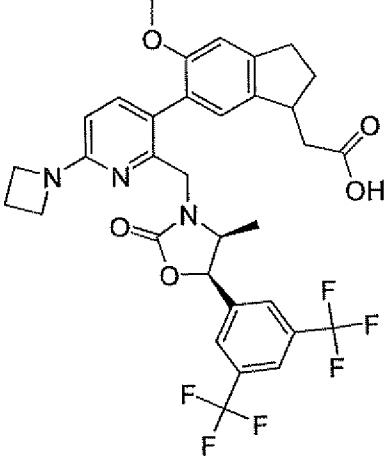
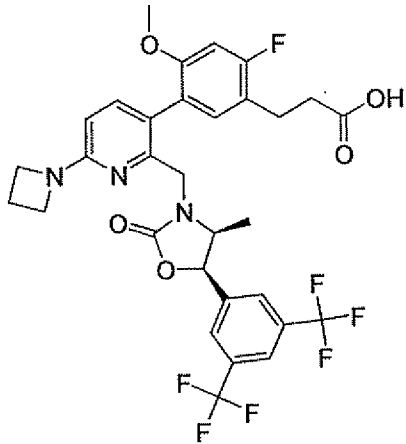
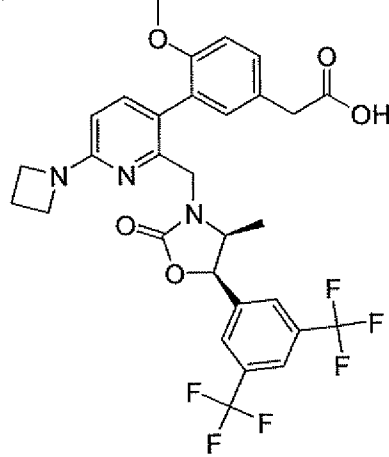
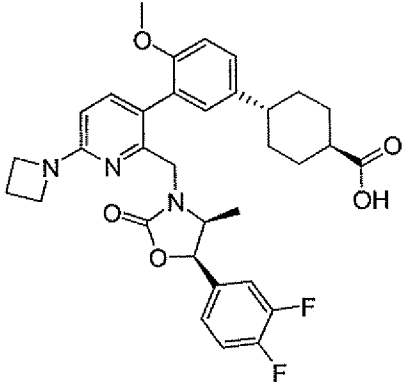
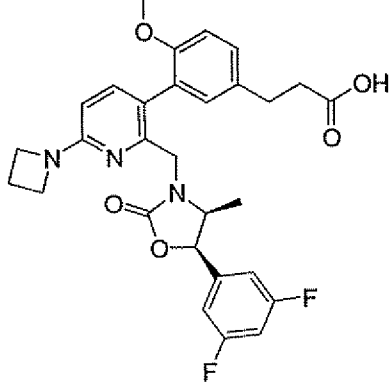
Ex. 49		Ex. 50	
Ex. 51		Ex. 52	
Ex. 53		Ex. 54	

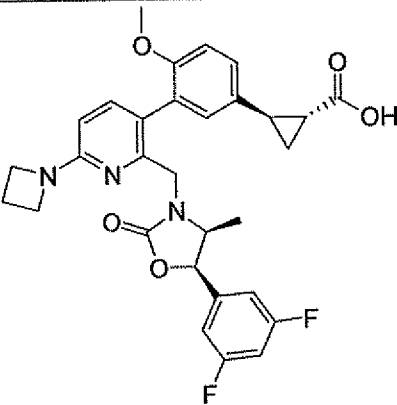
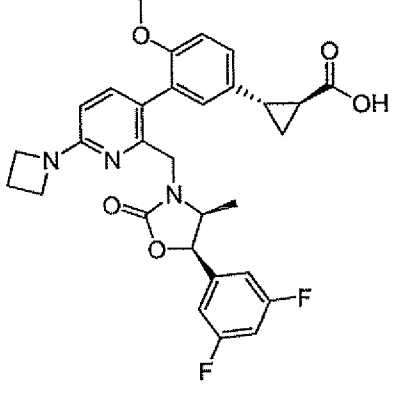
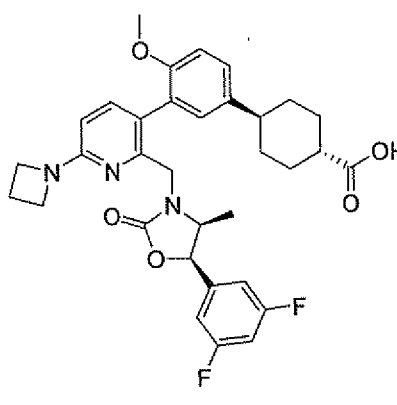
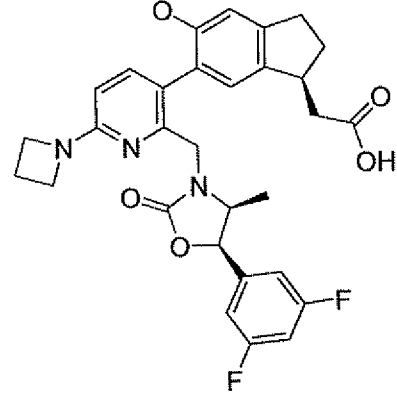
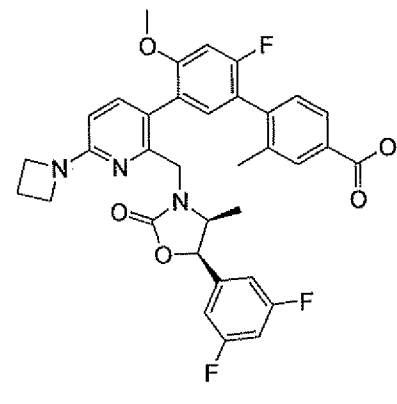
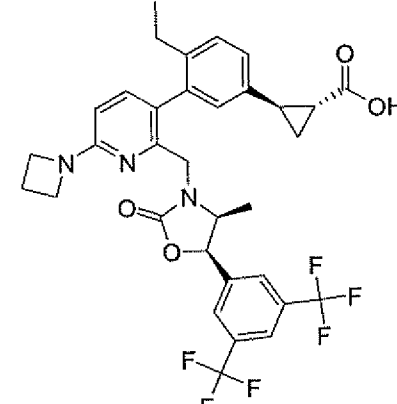
Ex. 55		Ex. 56	
Ex. 57		Ex. 58	
Ex. 59		Ex. 60	

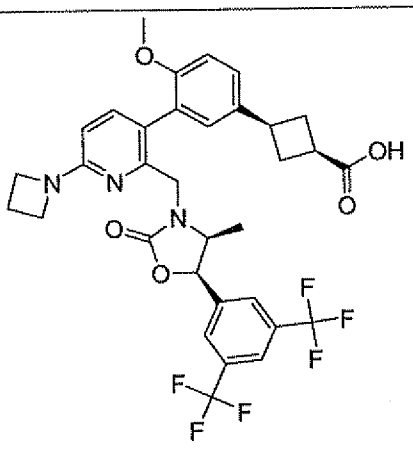
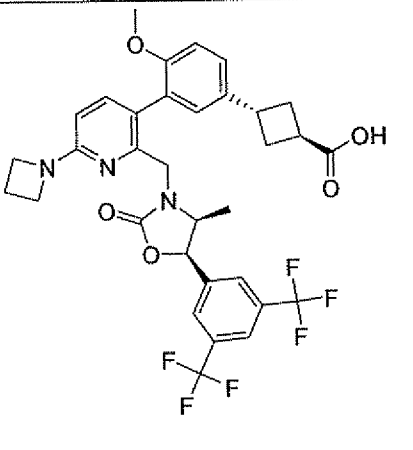
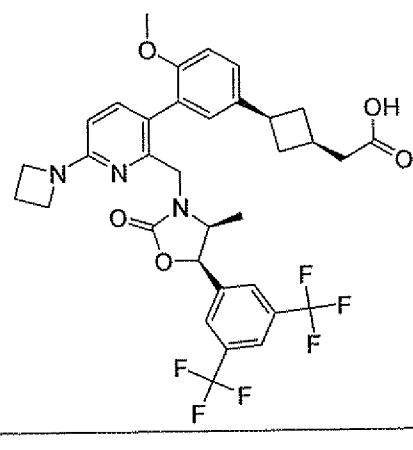
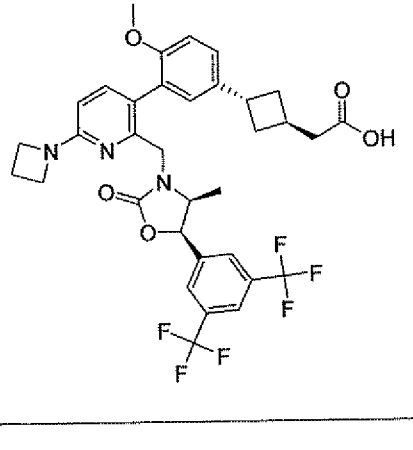
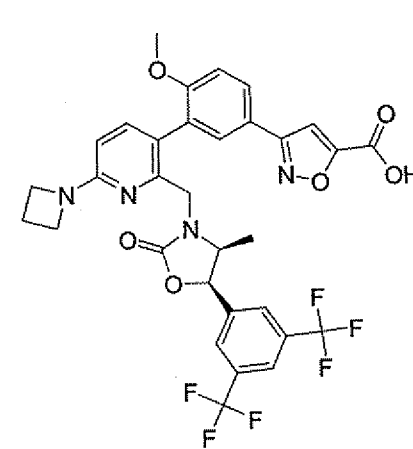
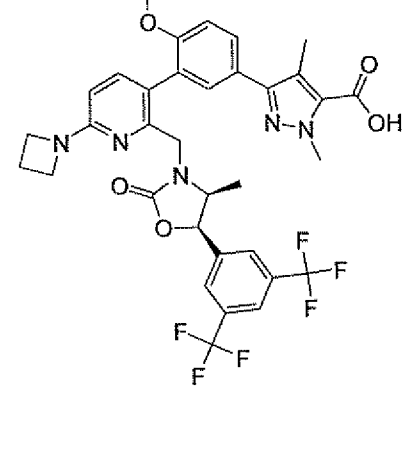
Ex. 61		Ex. 62	
Ex. 63		Ex. 64	
Ex. 65		Ex. 66	

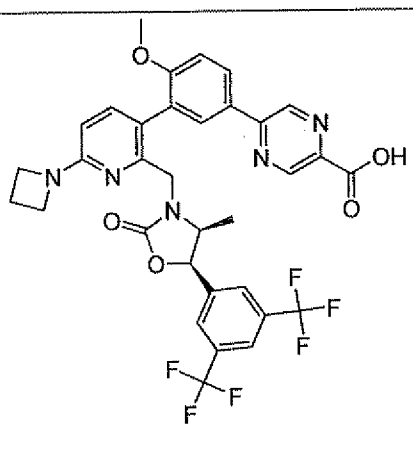
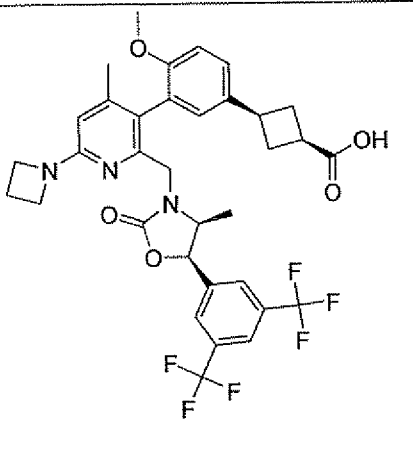
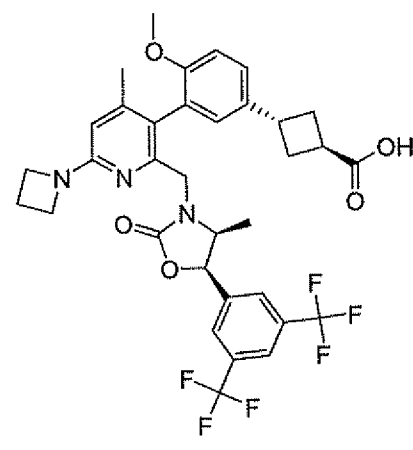
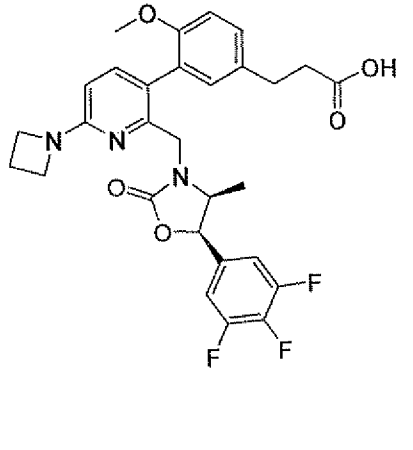
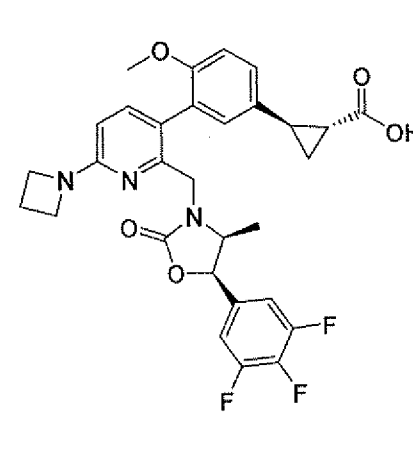
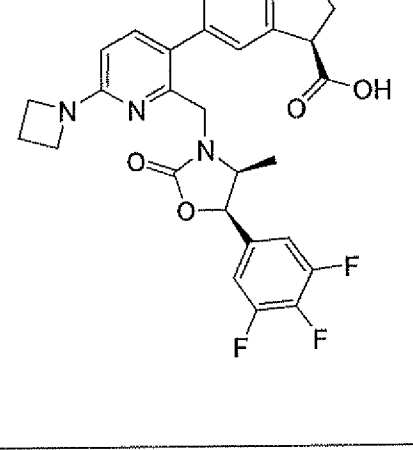
			
Ex. 67		Ex. 68	
Ex. 69		Ex. 70	

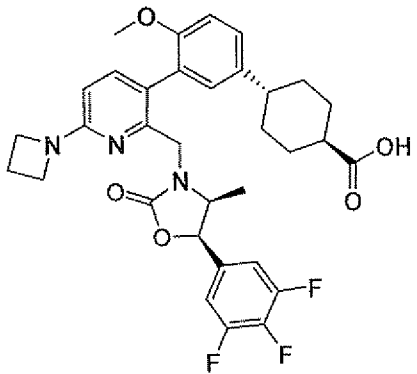
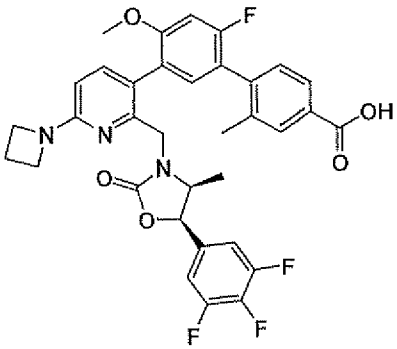
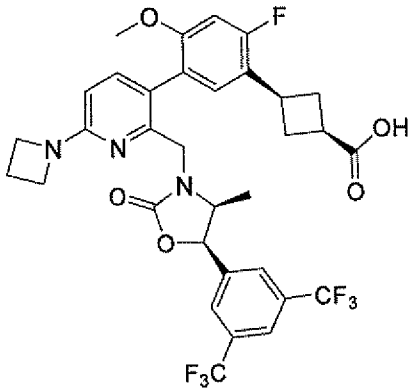
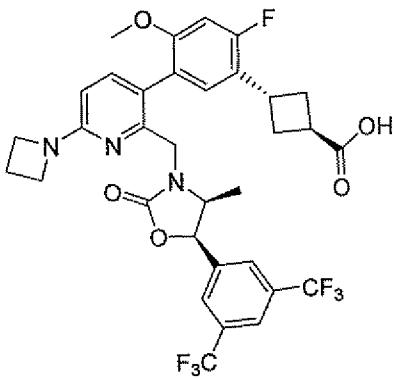
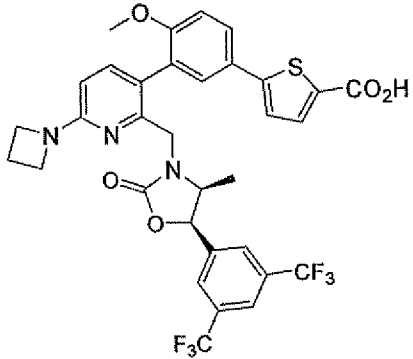
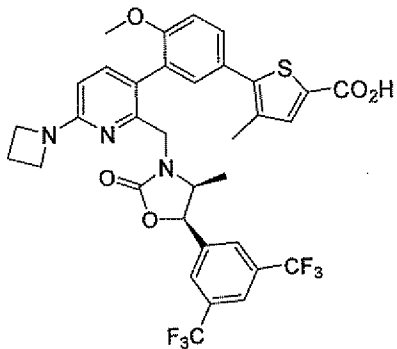
Ex. 71		Ex. 72	
Ex. 73		Ex. 74	
Ex. 75		Ex. 76	

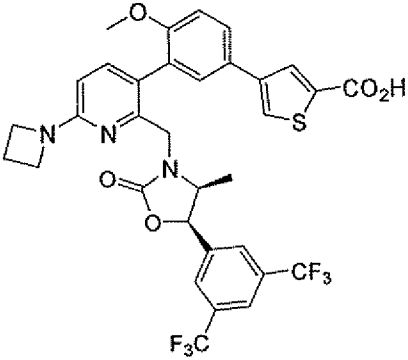
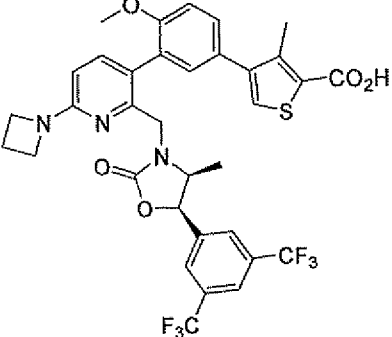
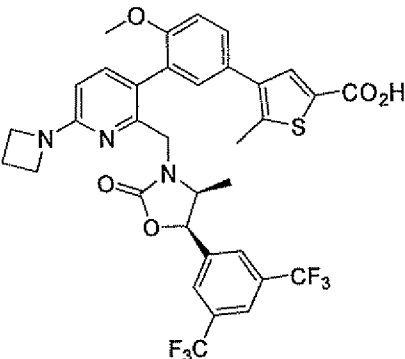
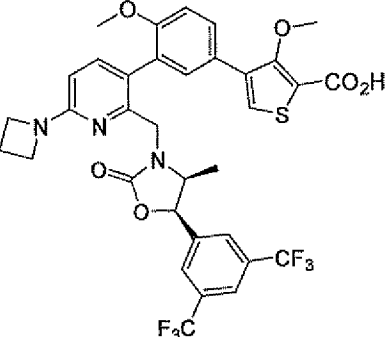
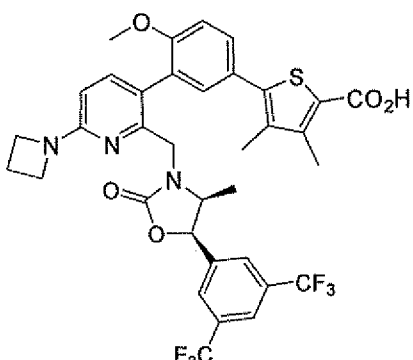
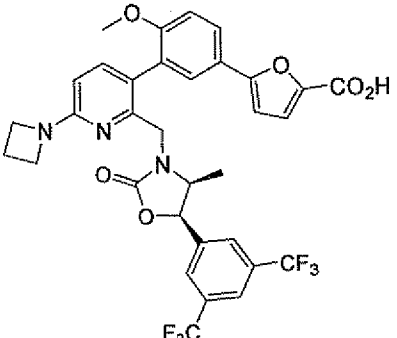
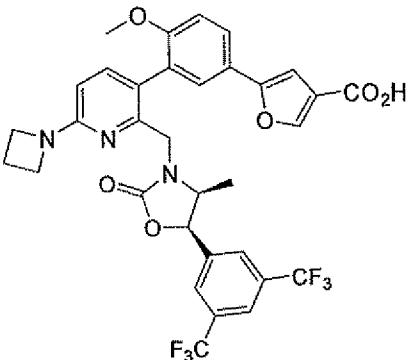
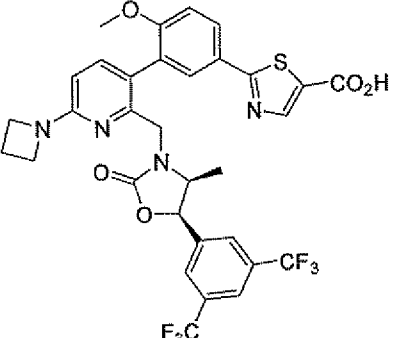
Ex. 77		Ex. 78	
Ex. 79		Ex. 80	
Ex. 81		Ex. 82	
Ex. 83		Ex. 84	

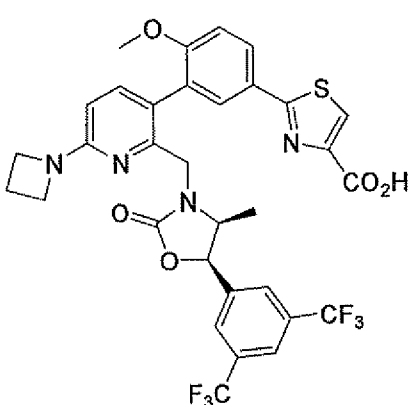
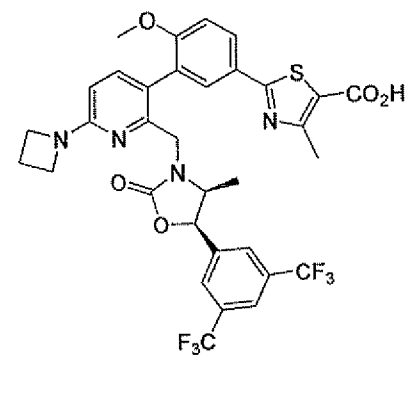
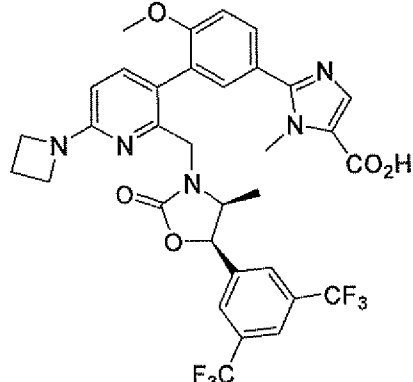
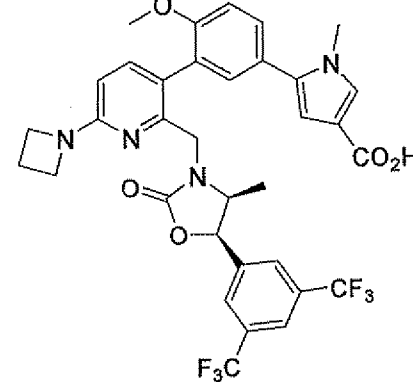
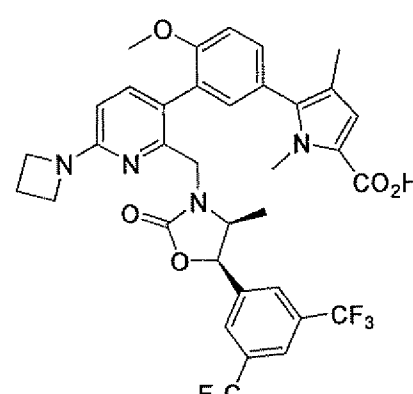
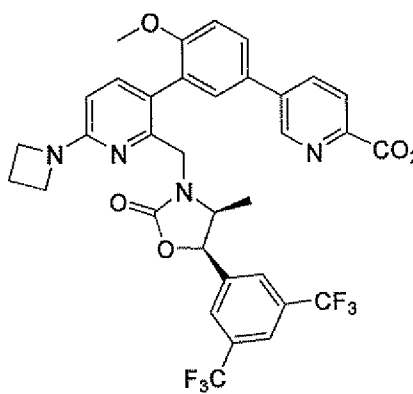
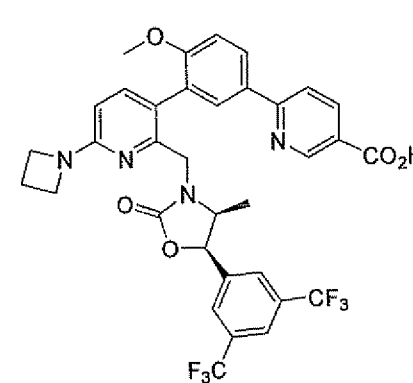
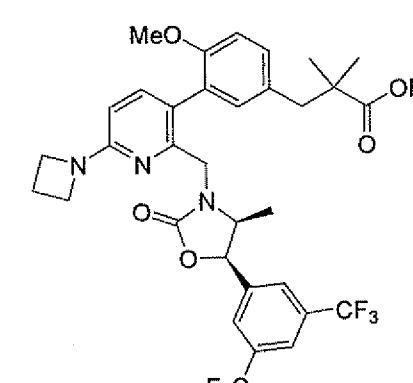
			
Ex. 85		Ex. 86	
Ex. 87		Ex. 88	
Ex. 89		Ex. 90	

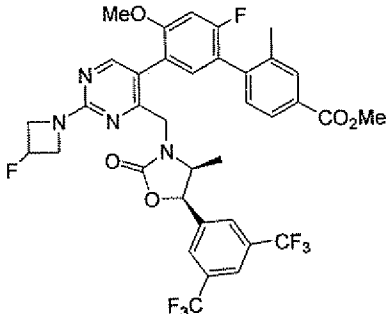
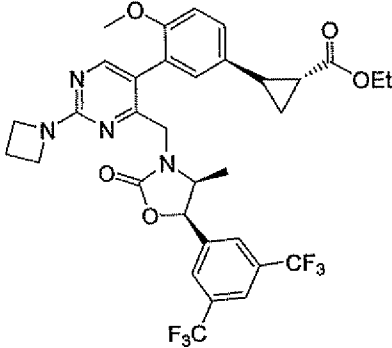
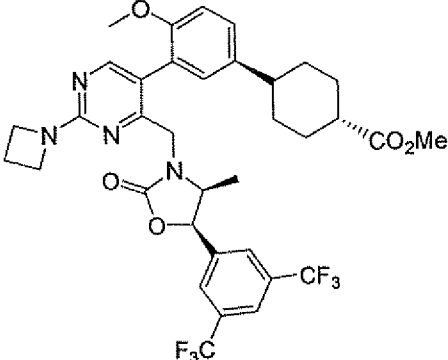
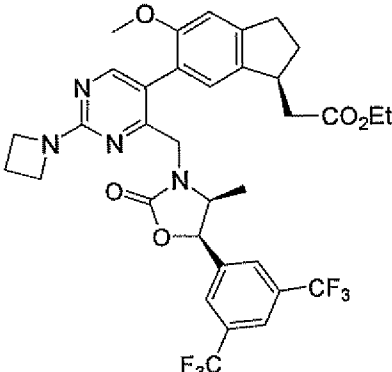
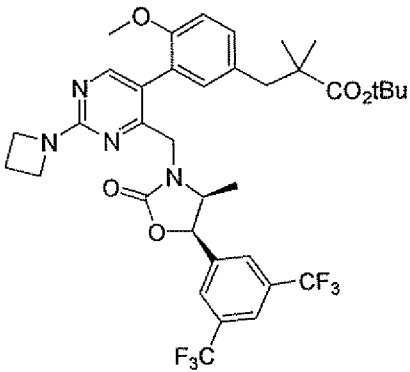
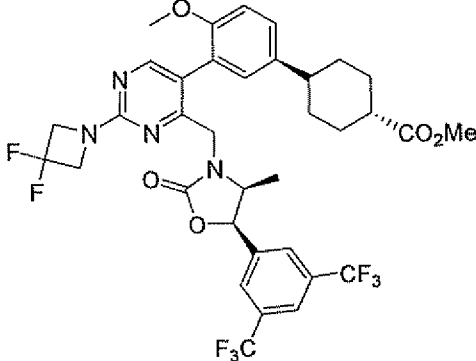
			
Ex. 91		Ex. 92	
Ex. 93		Ex. 94	
Ex. 95		Ex. 96	

			
Ex. 97		Ex. 98	
Ex. 99		Ex. 100	

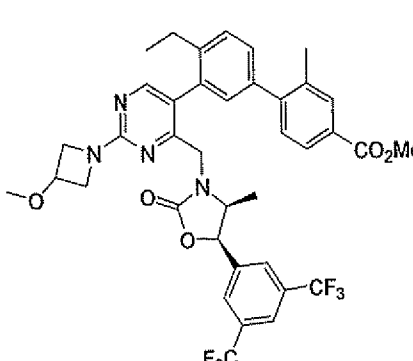
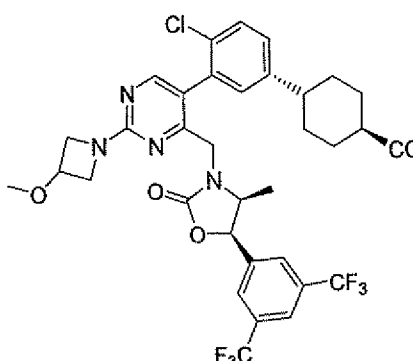
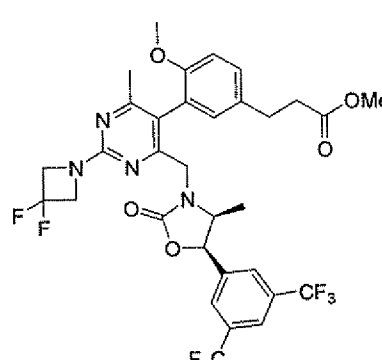
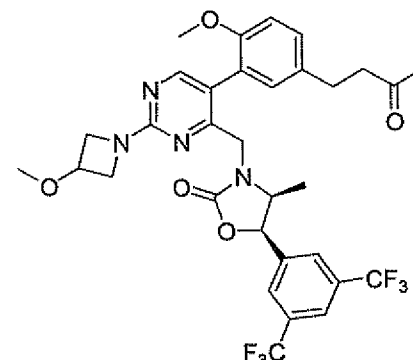
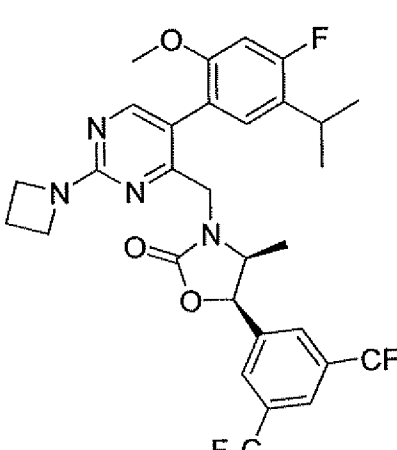
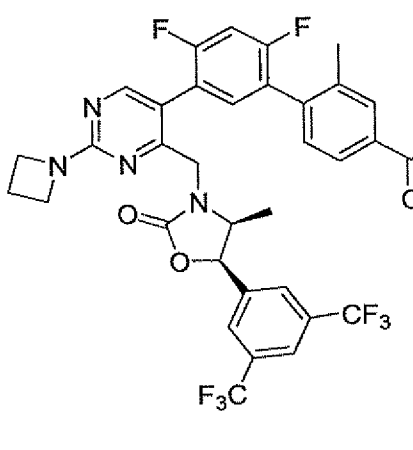
Ex. 101		Ex. 102	
Ex. 103		Ex. 104	
Ex. 105		Ex. 106	
Ex. 107		Ex. 108	

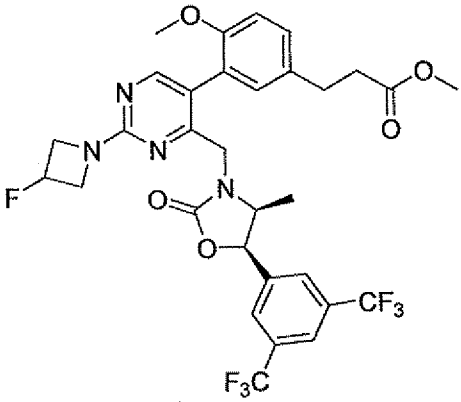
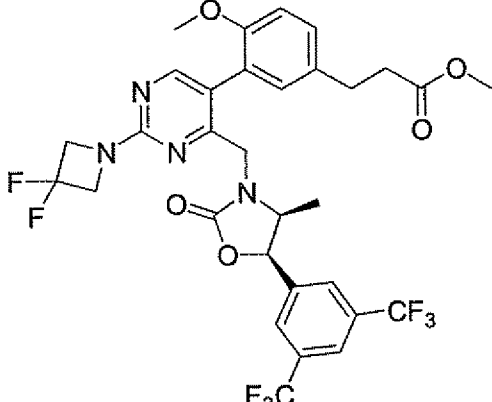
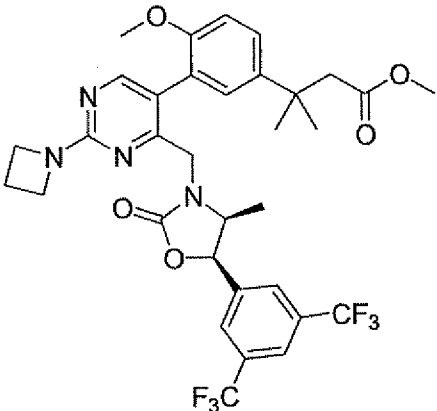
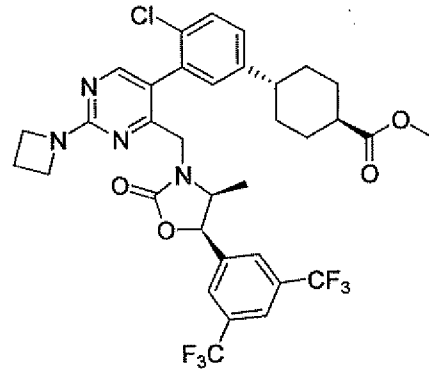
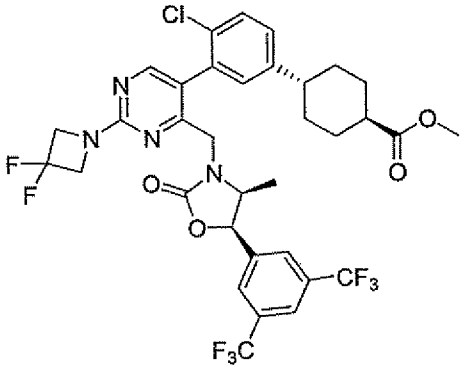
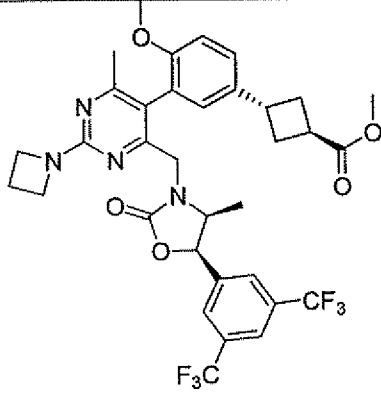
			
Ex. 109		Ex. 110	
Ex. 111		Ex. 112	
Ex. 113		Ex. 114	

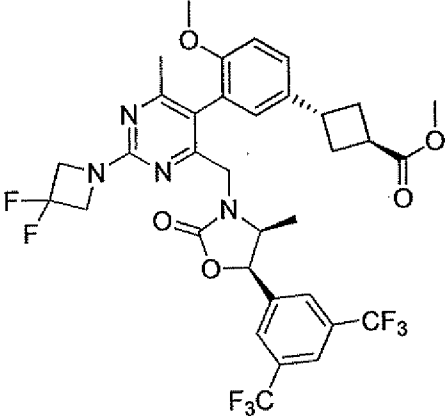
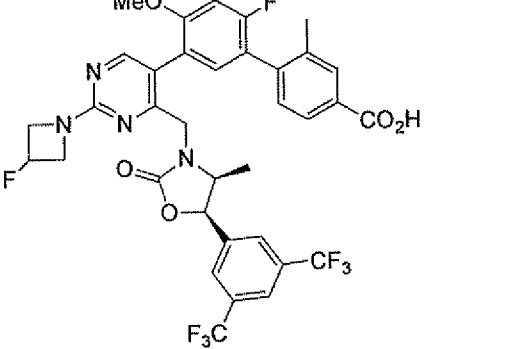
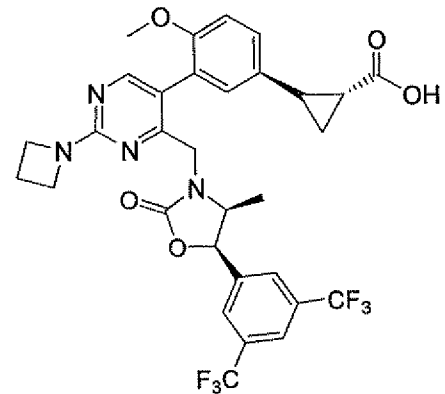
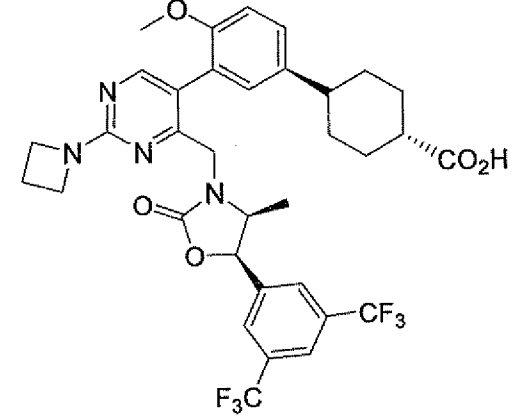
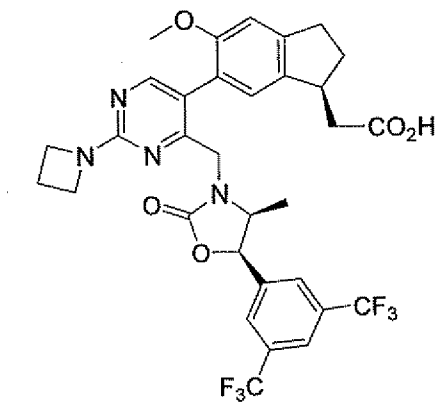
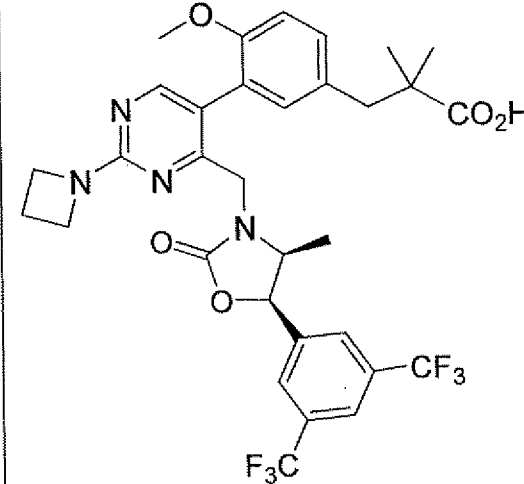
Ex. 115		Ex. 116	
Ex. 117		Ex. 118	
Ex. 119		Ex. 120	
Ex. 121		Ex. 122	

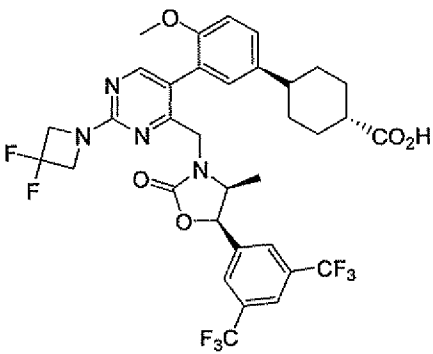
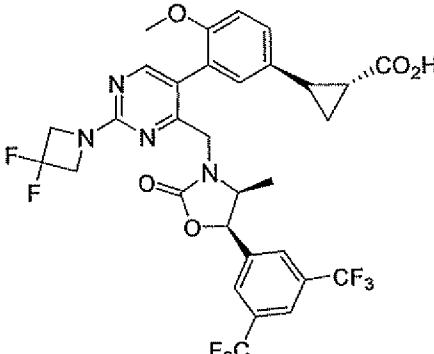
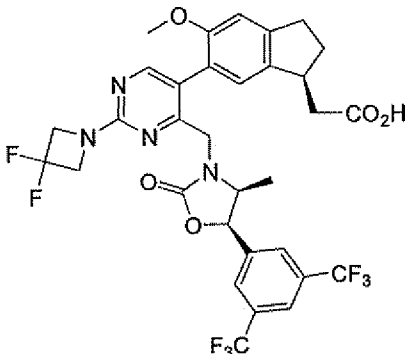
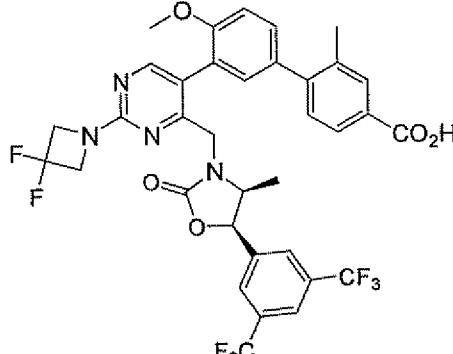
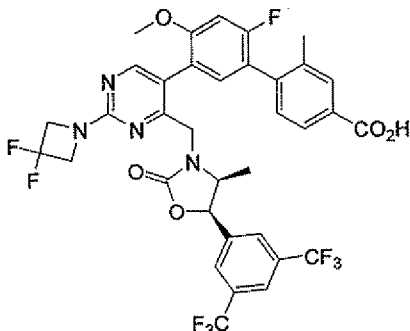
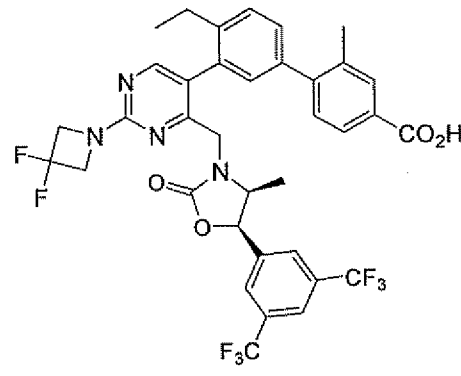
Ex. 123		Ex. 124	
Ex. 125		Ex. 126	
Ex. 127		Ex. 128	

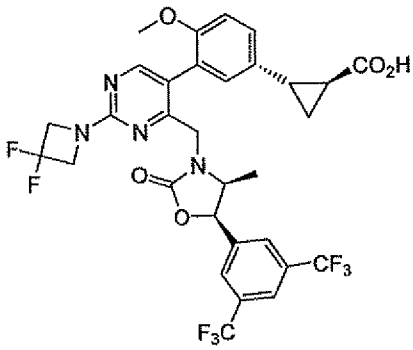
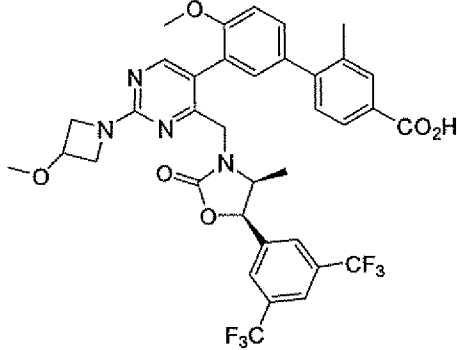
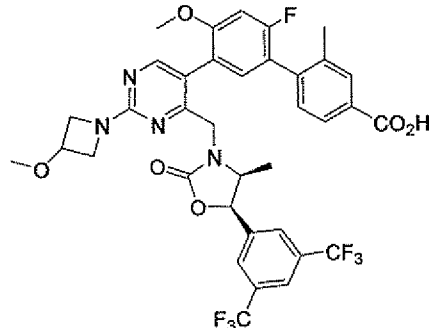
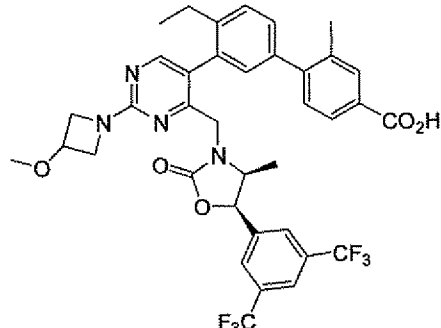
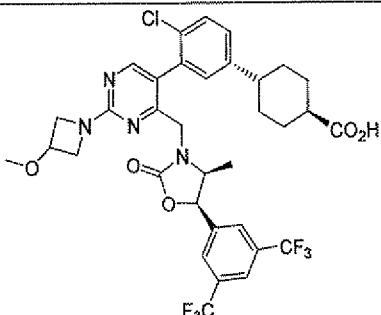
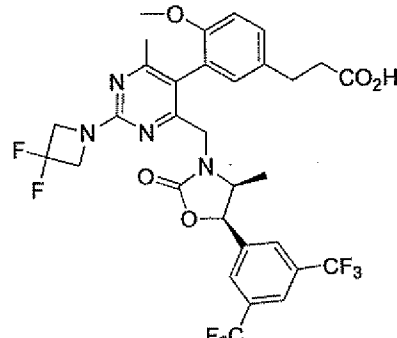
Ex. 129		Ex. 130	
Ex. 131		Ex. 132	
Ex. 133		Ex. 134	
Ex. 135		Ex. 136	

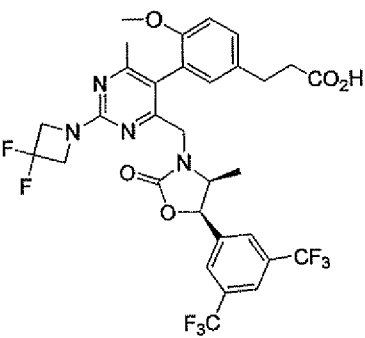
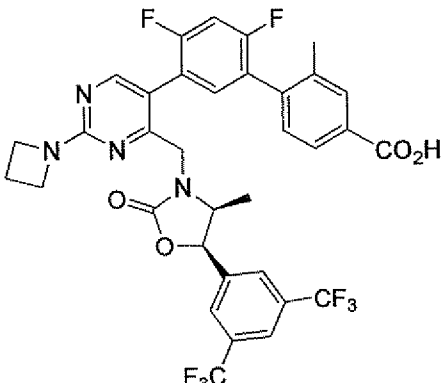
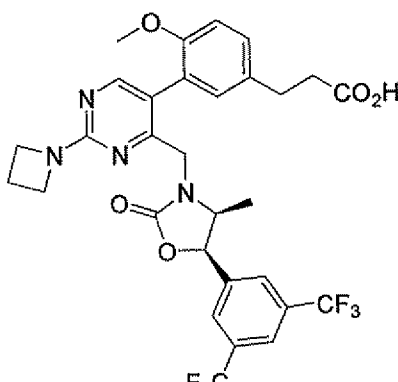
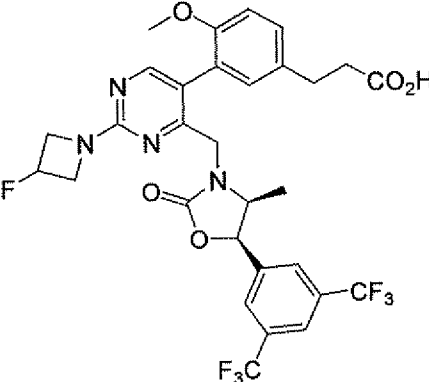
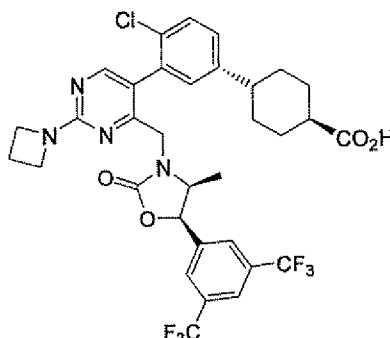
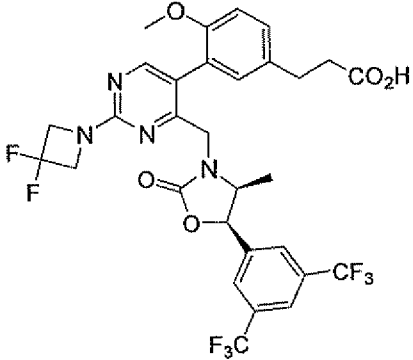
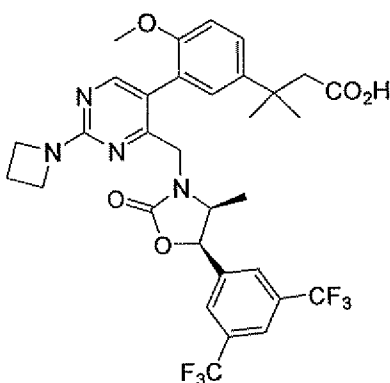
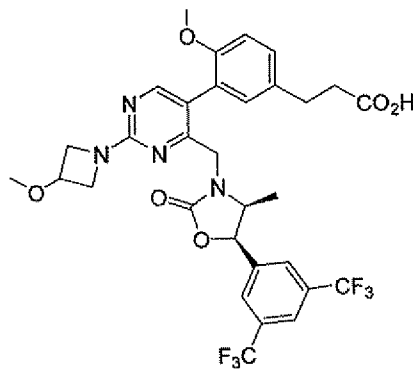
Ex. 137		Ex. 138	
Ex. 139		Ex. 140	
Ex. 141		Ex. 142	

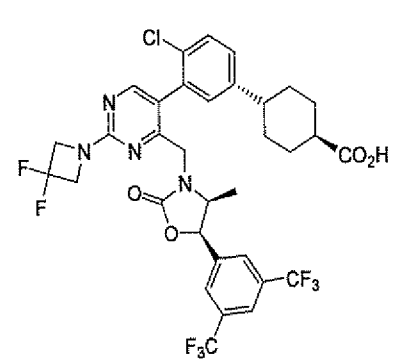
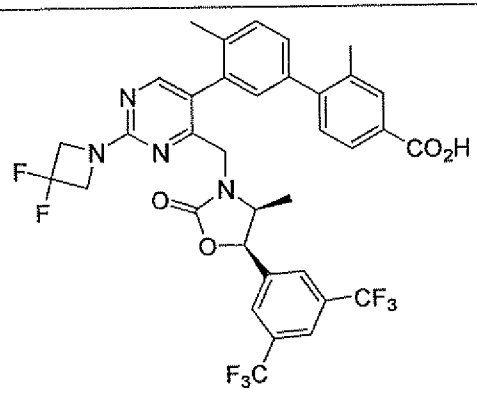
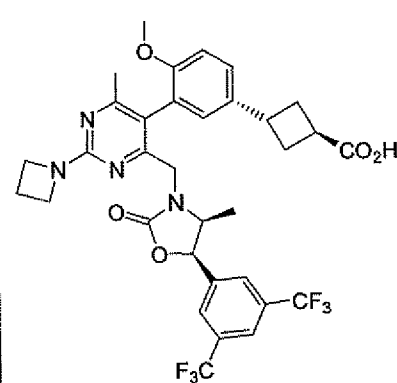
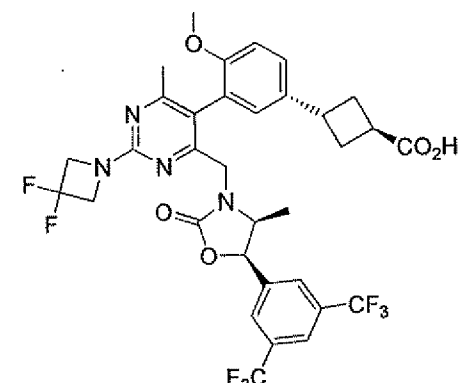
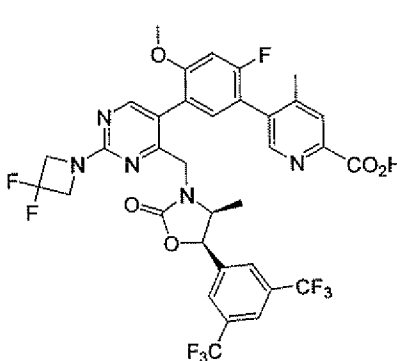
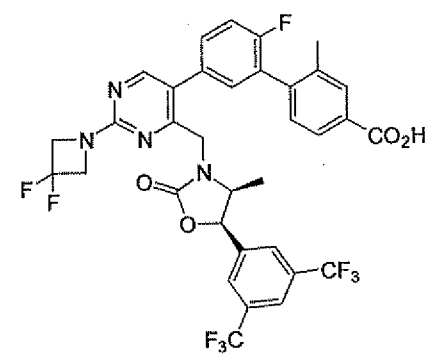
Ex. 143		Ex. 144	
Ex. 145		Ex. 146	
Ex. 147		Ex. 148-149	 <p>Atropisomers A and B</p>

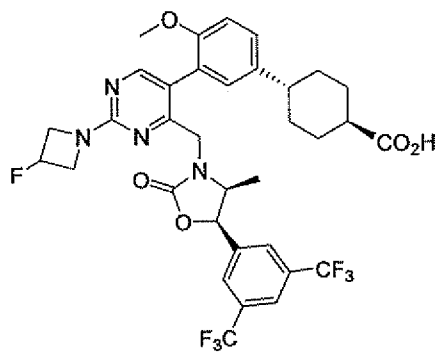
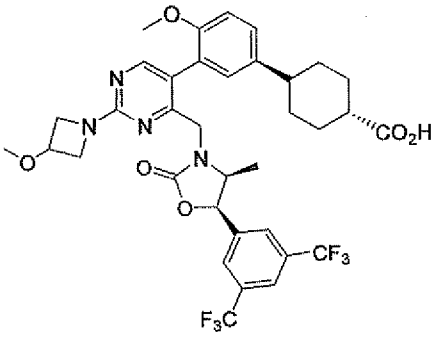
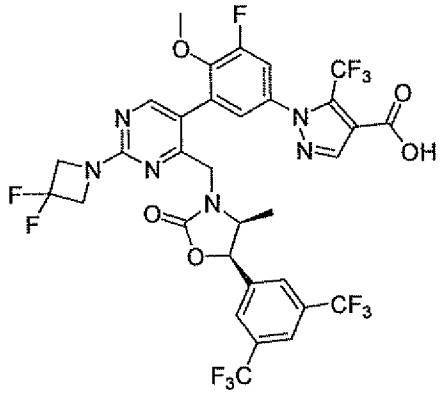
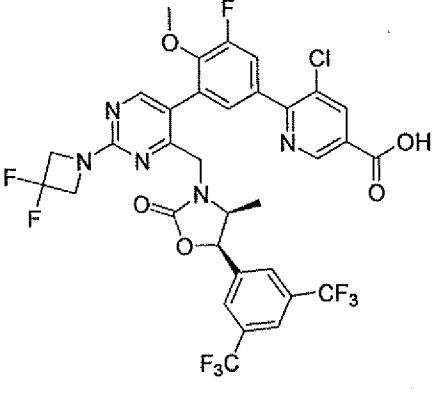
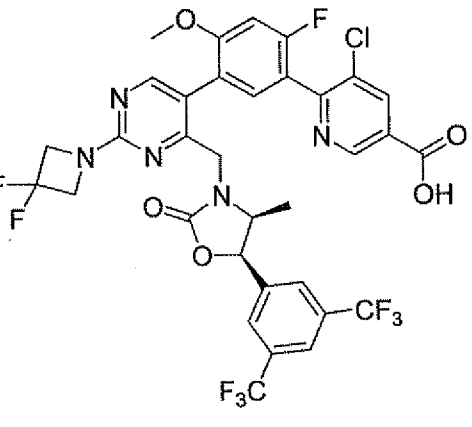
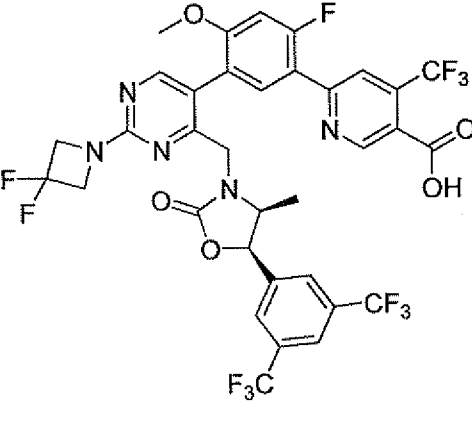
Ex. 150-151	 <p>Atropisomers A and B</p>	Ex. 152	
Ex. 153		Ex. 154	
Ex. 155		Ex. 156	

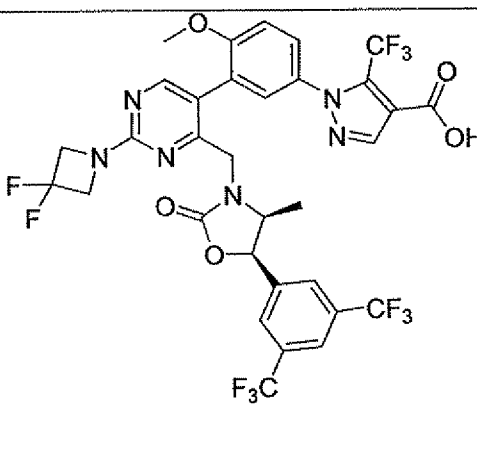
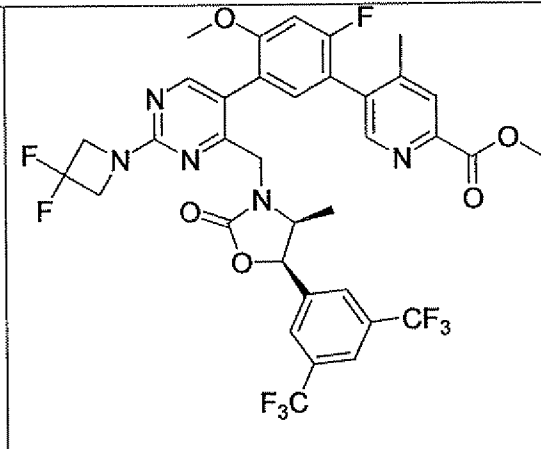
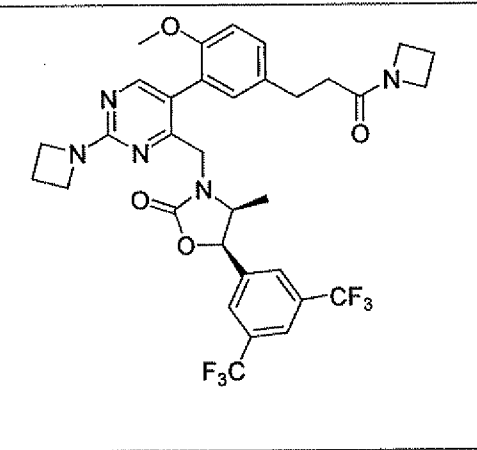
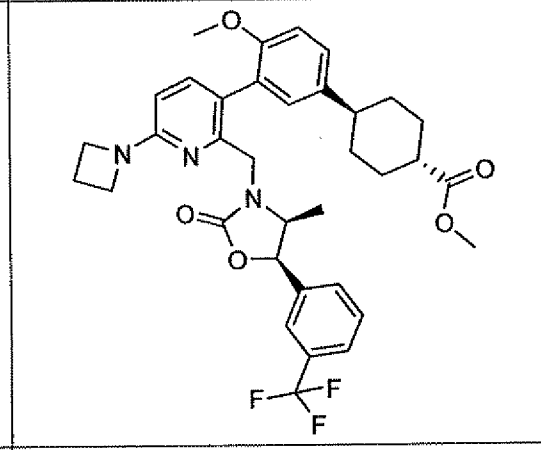
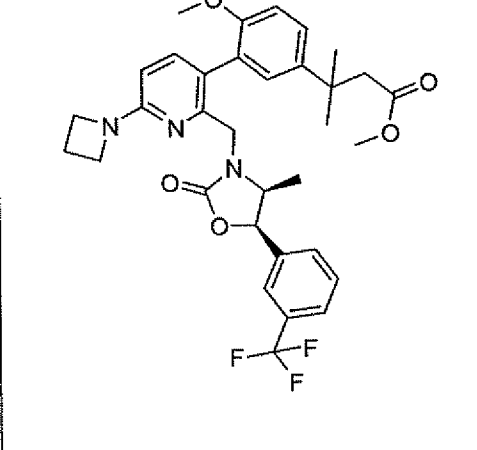
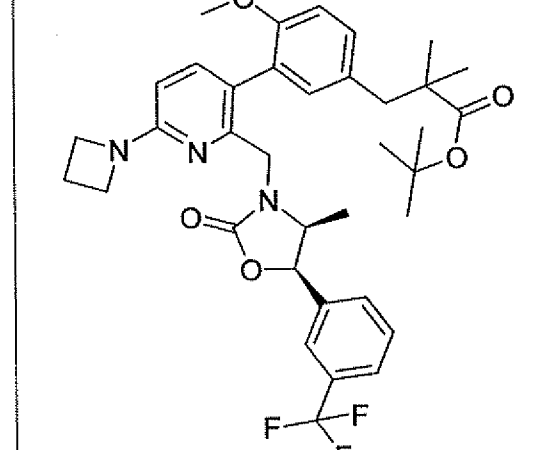
Ex. 157		Ex. 158	
Ex. 159		Ex. 160	
Ex. 161		Ex. 162	

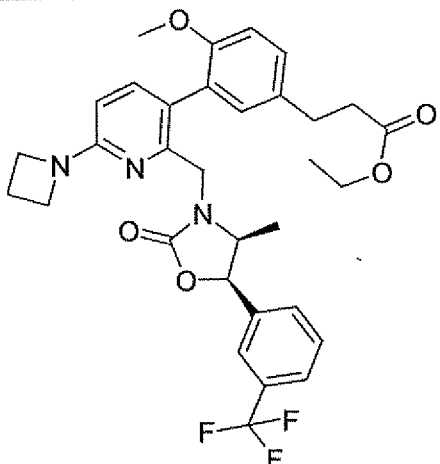
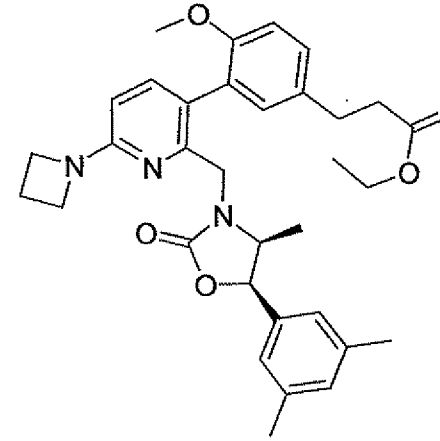
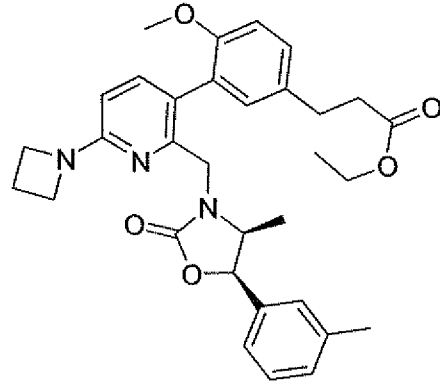
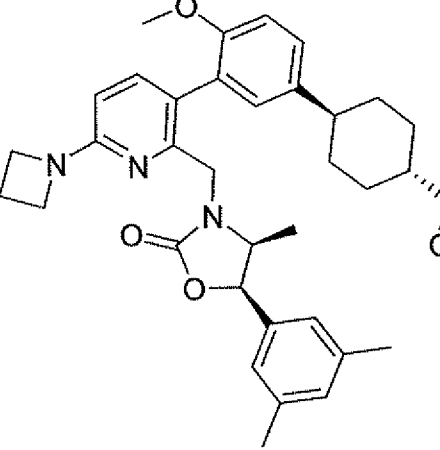
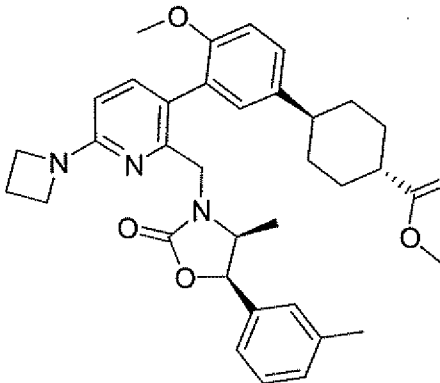
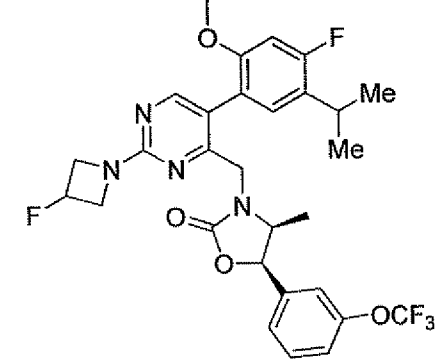
Ex. 163		Ex. 164	
Ex. 165		Ex. 166	
Ex. 167		Ex. 168	 Atropisomer A

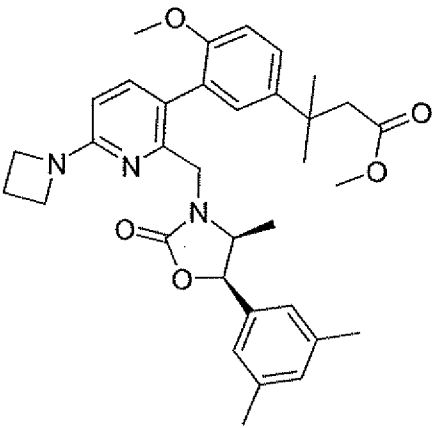
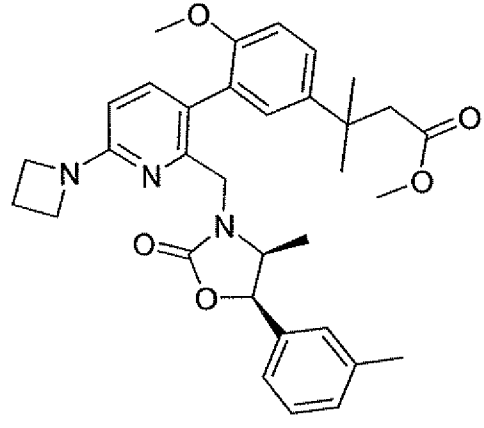
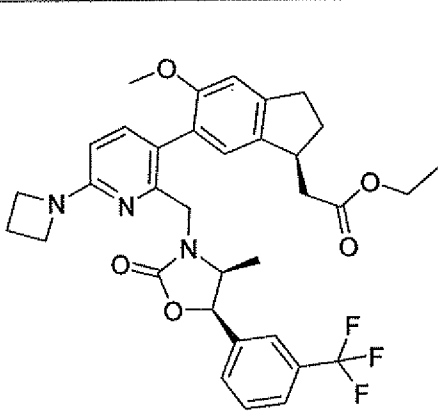
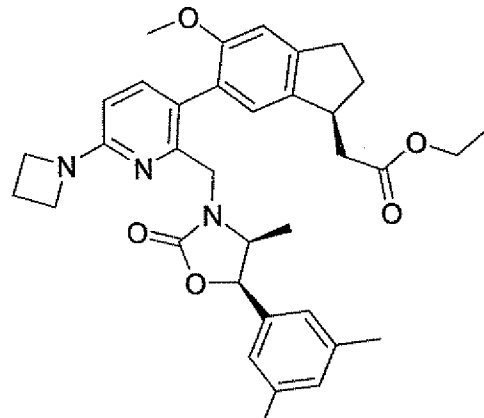
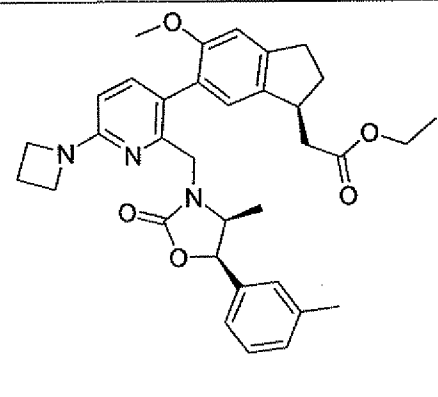
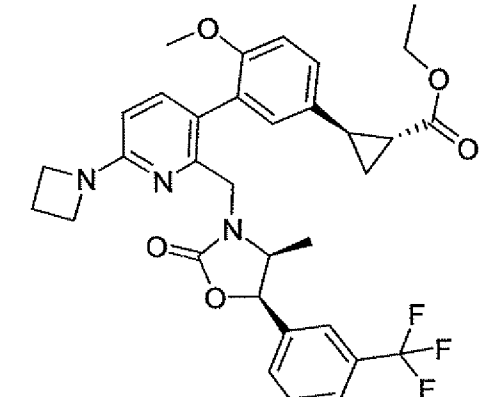
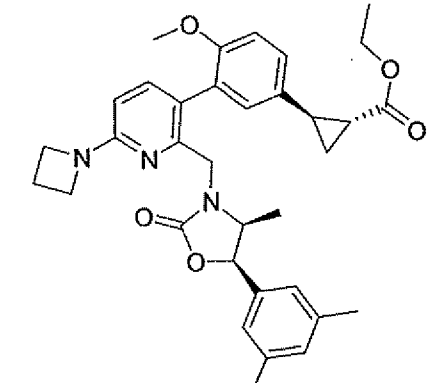
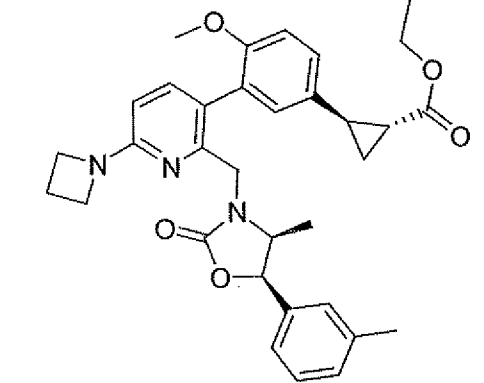
Ex. 169		Ex. 170	
Ex. 171		Ex. 172	
Ex. 173		Ex. 174	
Ex. 175		Ex. 176	

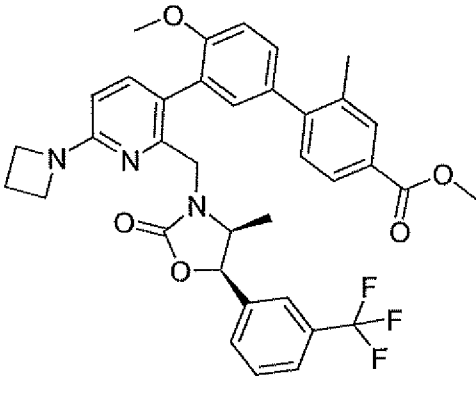
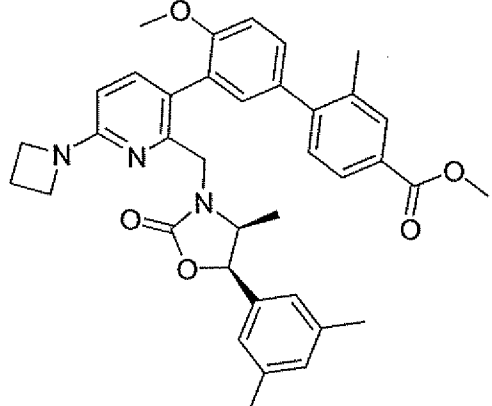
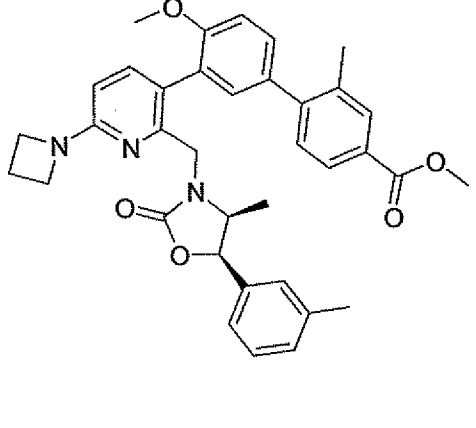
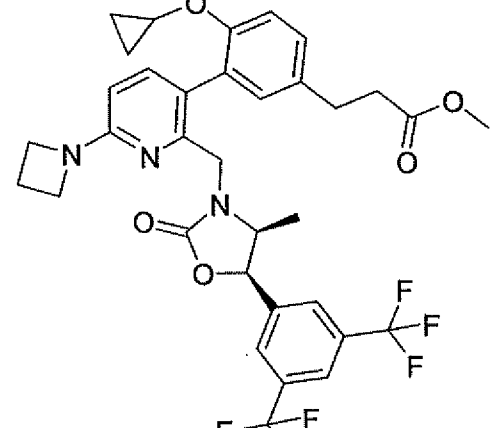
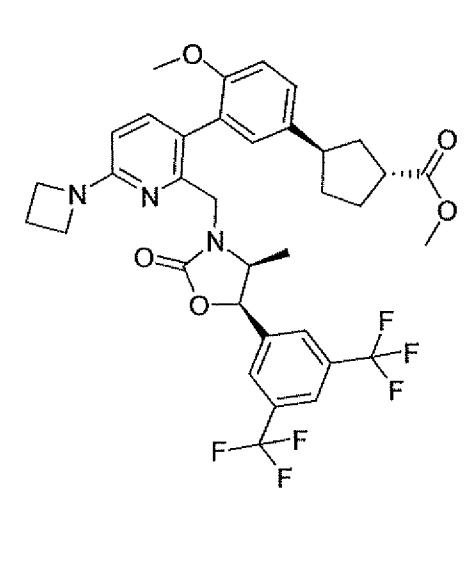
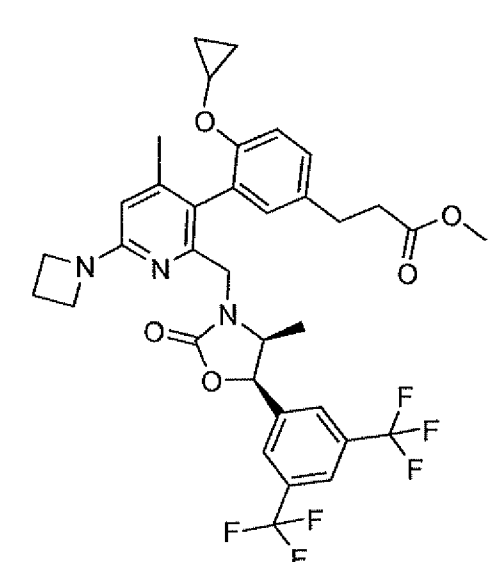
Ex. 177		Ex. 178	
Ex. 179-180		Ex. 181-182	
Ex. 183		Ex. 184	

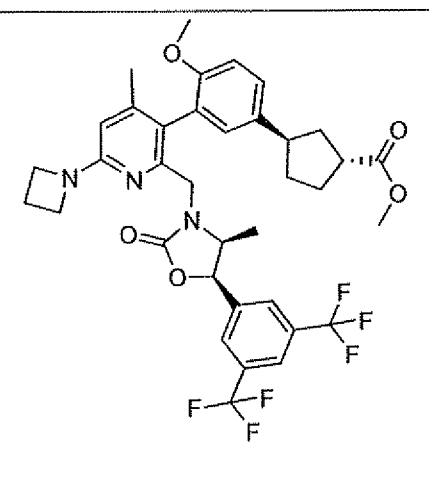
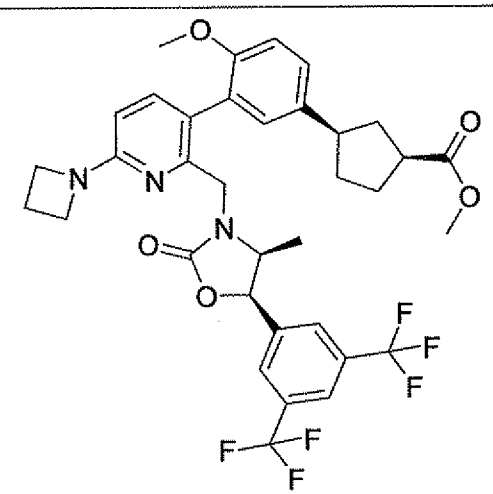
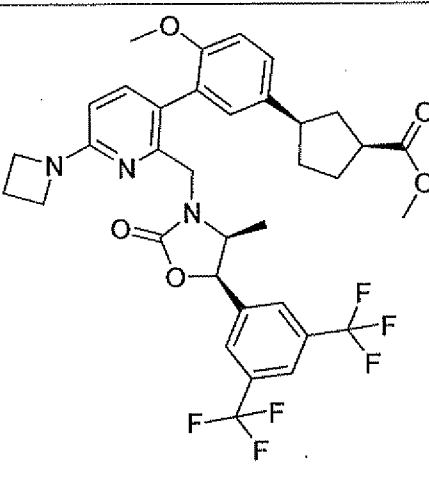
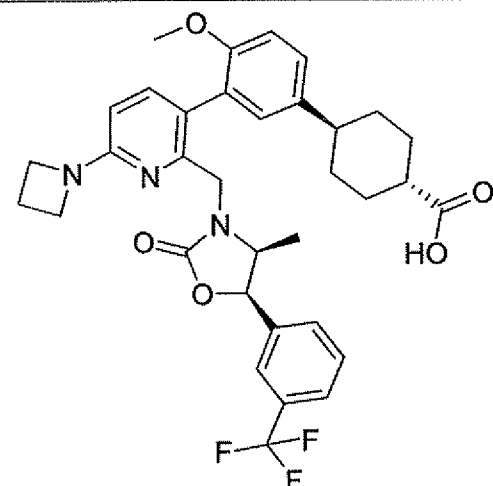
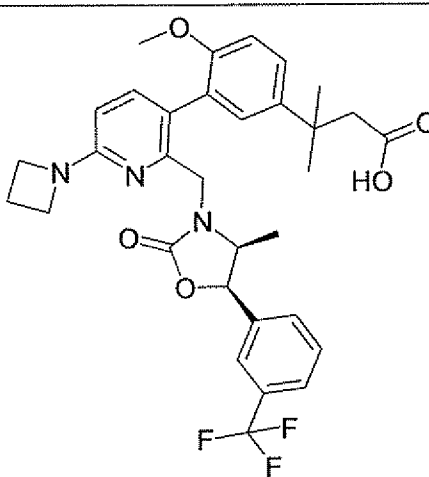
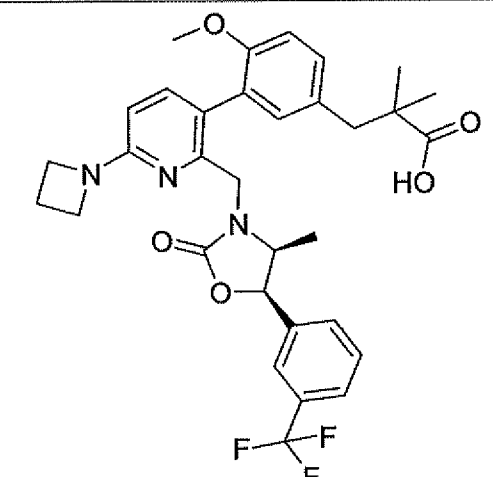
Ex. 185		Ex. 186	
Ex. 187		Ex. 188	
Ex. 189		Ex. 190	
Ex. 191		Ex. 192	

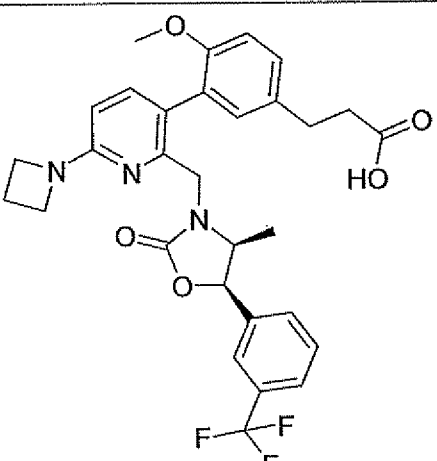
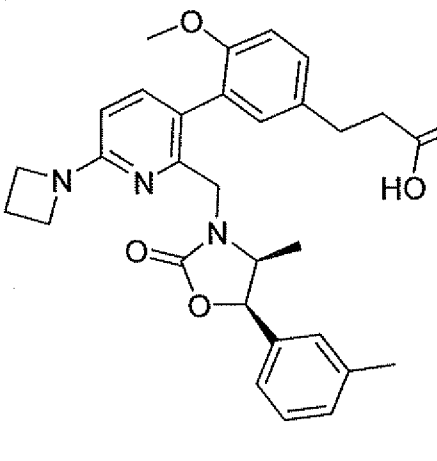
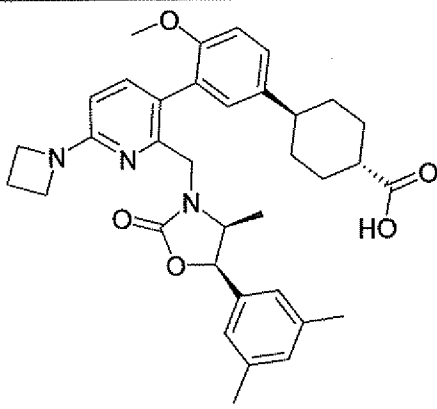
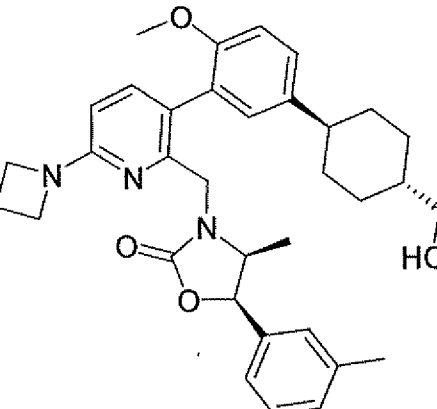
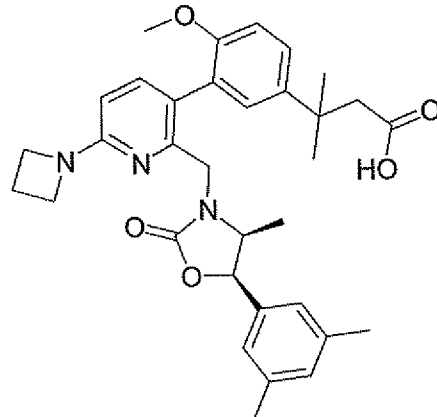
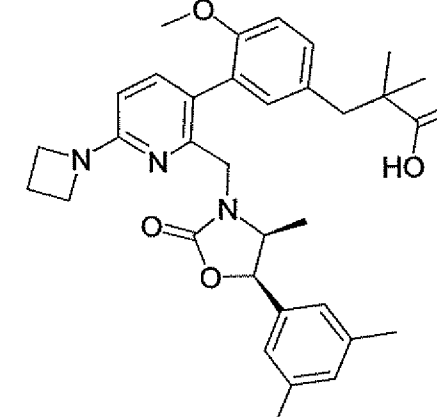
			
Ex. 193		Ex. 194	
Ex. 195		Ex. 196	

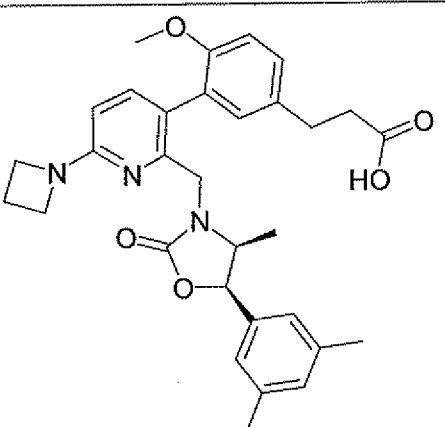
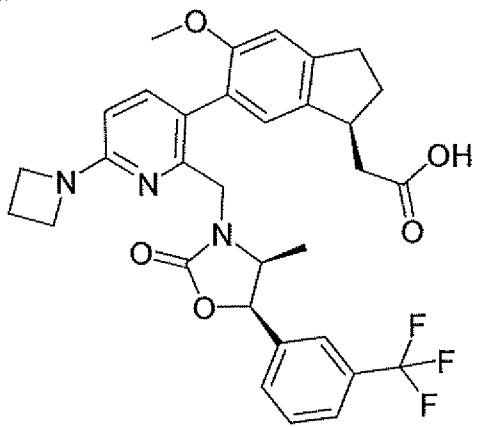
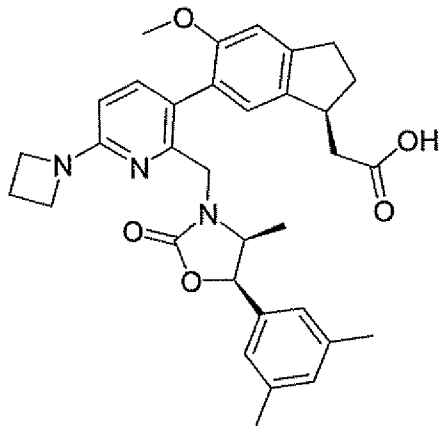
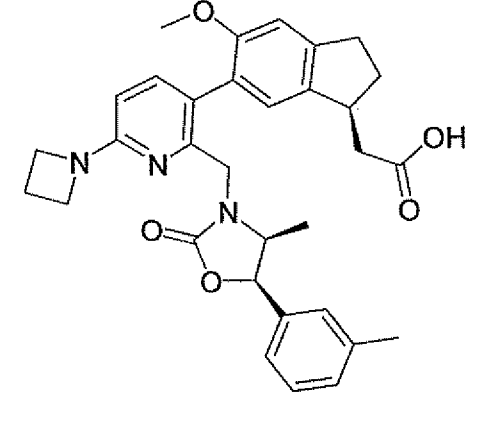
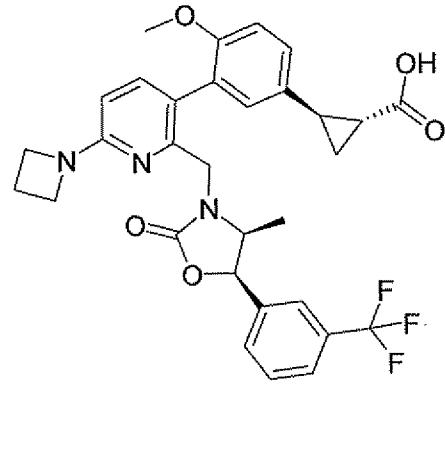
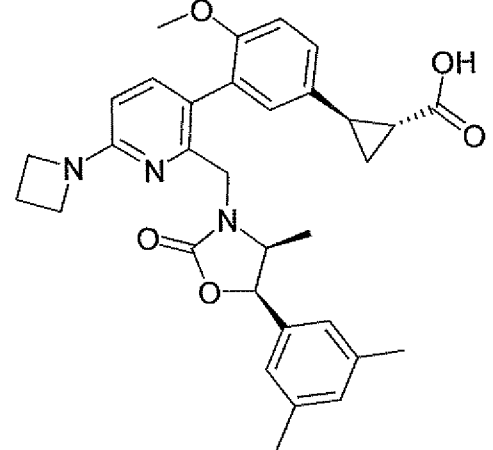
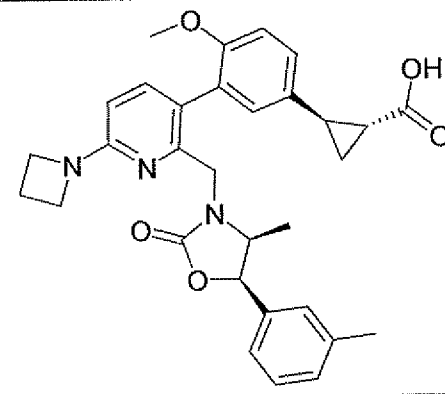
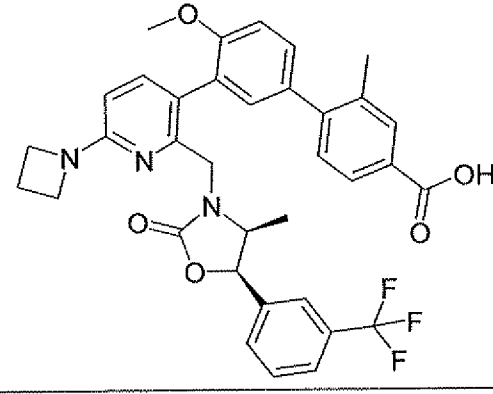
Ex. 197		Ex. 198	
Ex. 199		Ex. 200	
Ex. 201		Ex. 151(a)	

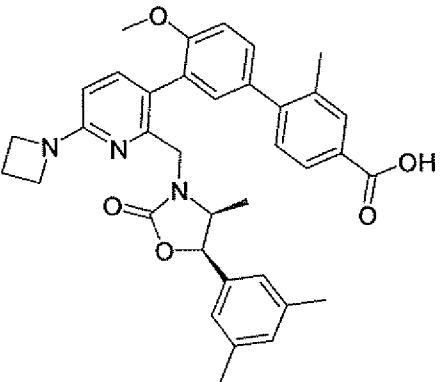
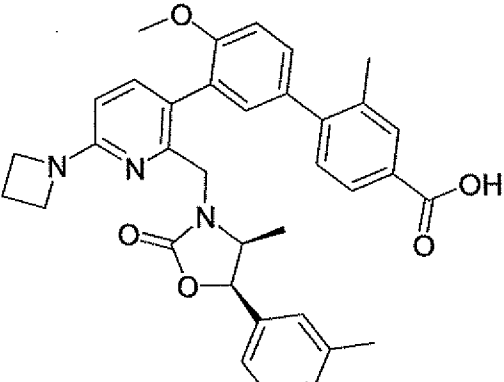
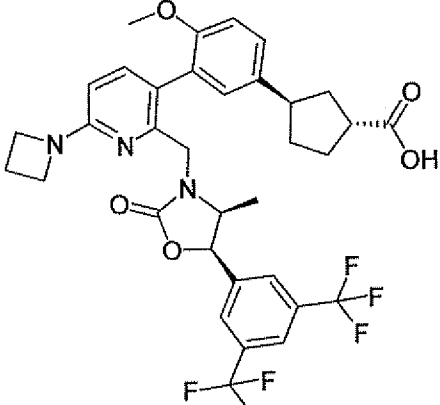
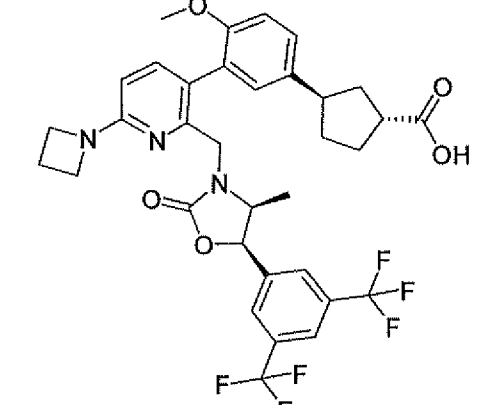
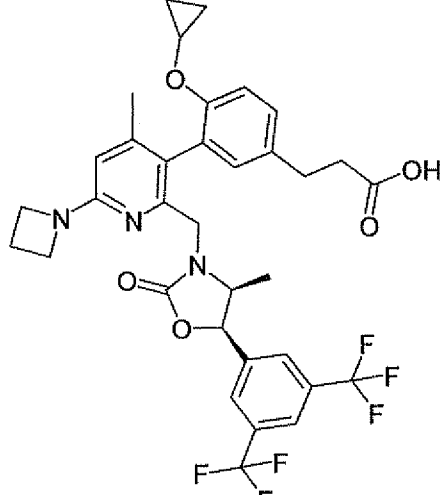
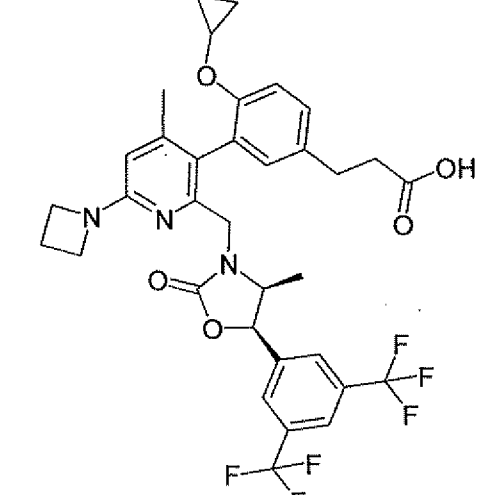
Ex. 202		Ex. 203	
Ex. 204		Ex. 205	
Ex. 206		Ex. 207	
Ex. 208		Ex. 209	

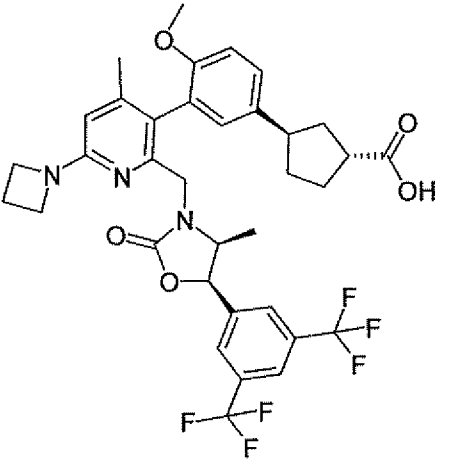
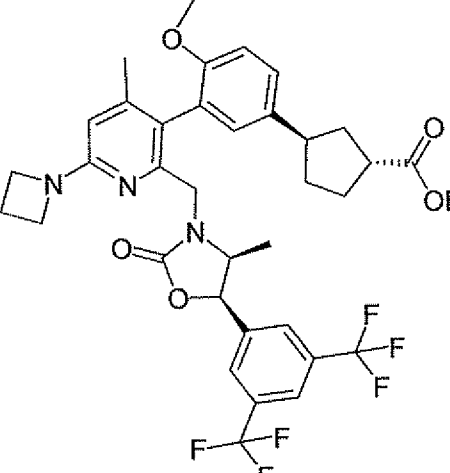
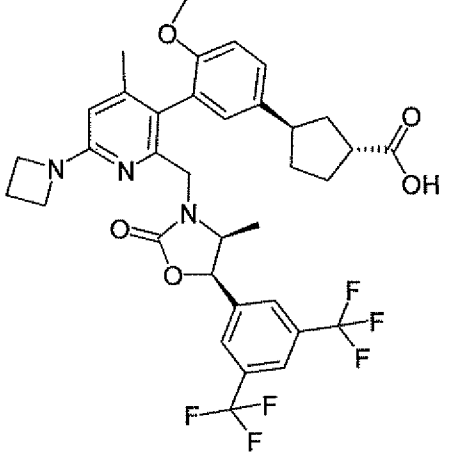
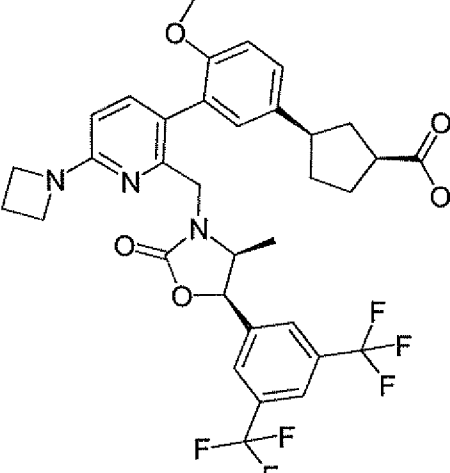
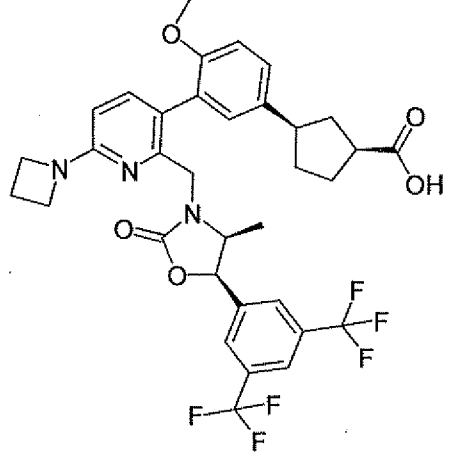
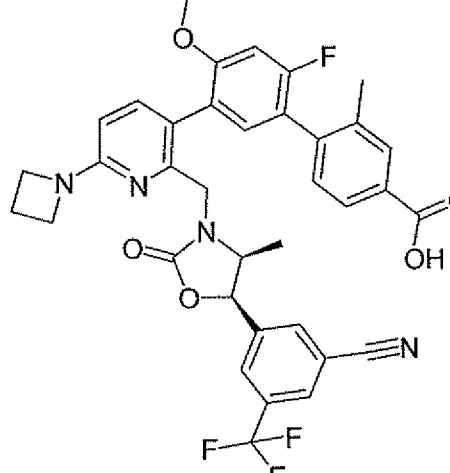
Ex. 210		Ex. 211	
Ex. 212		Ex. 213	
Ex. 214		Ex. 215	

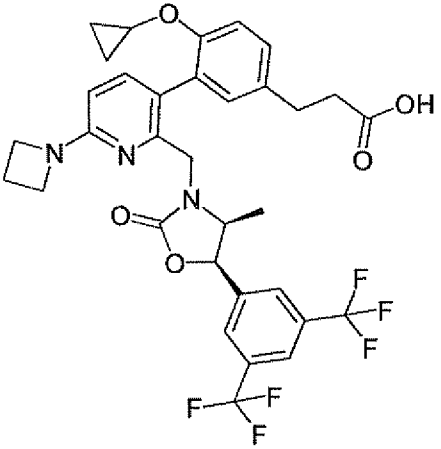
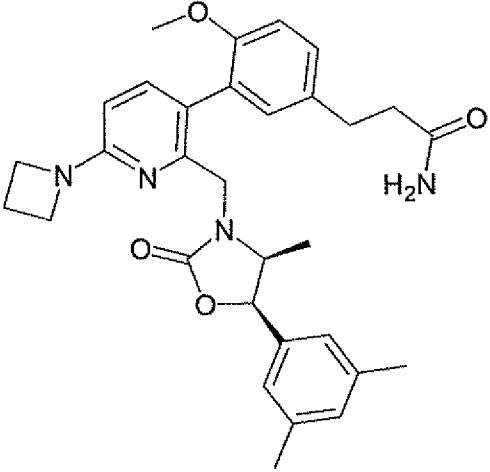
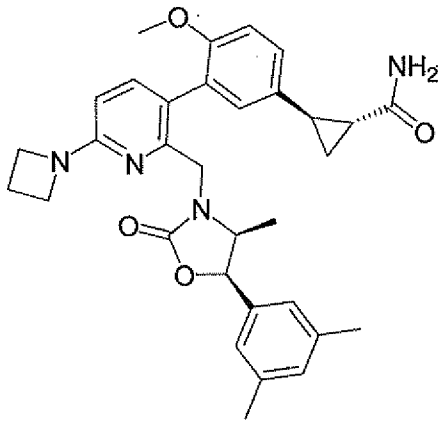
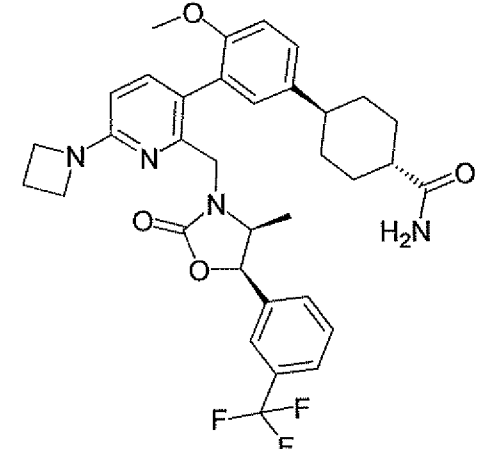
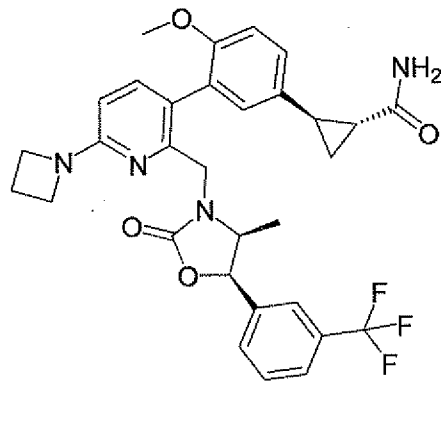
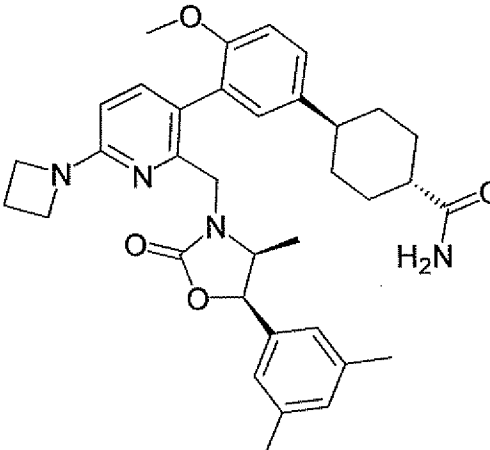
Ex. 216		Ex. 217	
Ex. 218		Ex. 219	
Ex. 220		Ex. 221	

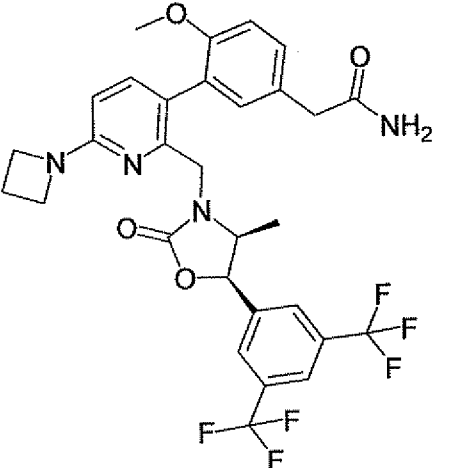
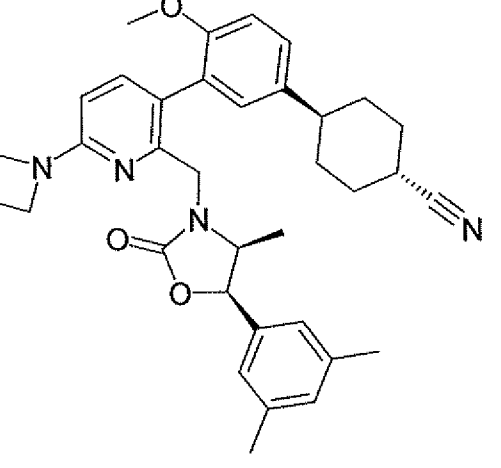
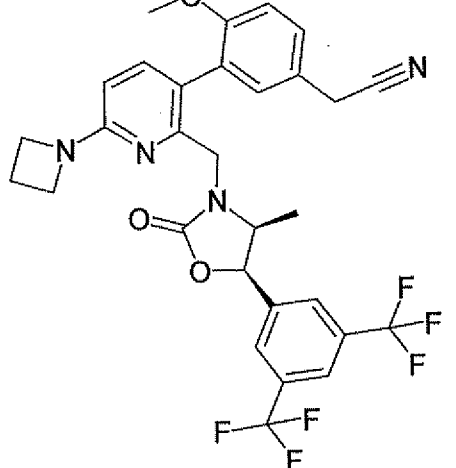
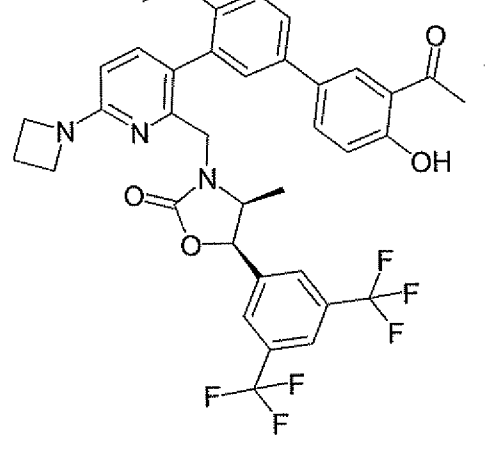
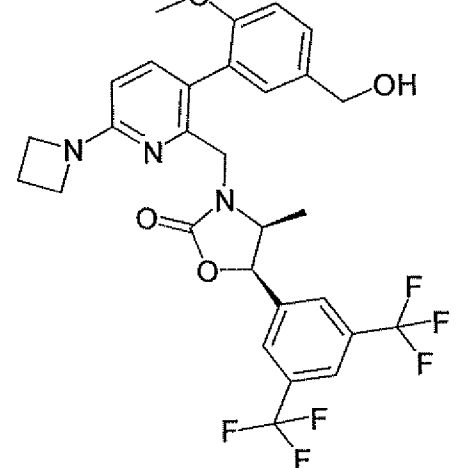
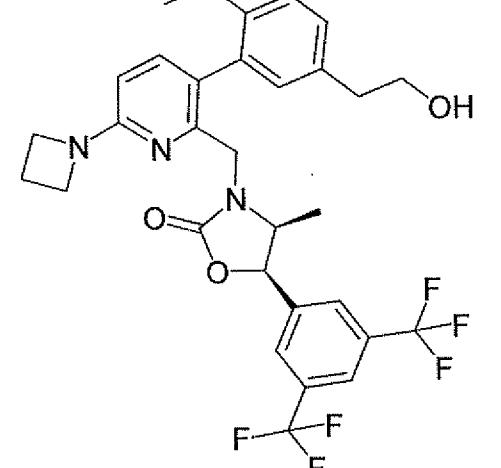
Ex. 222		Ex. 223	
Ex. 224		Ex. 225	
Ex. 226		Ex. 227	

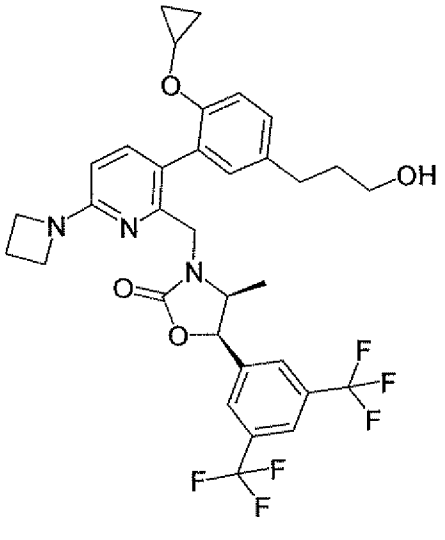
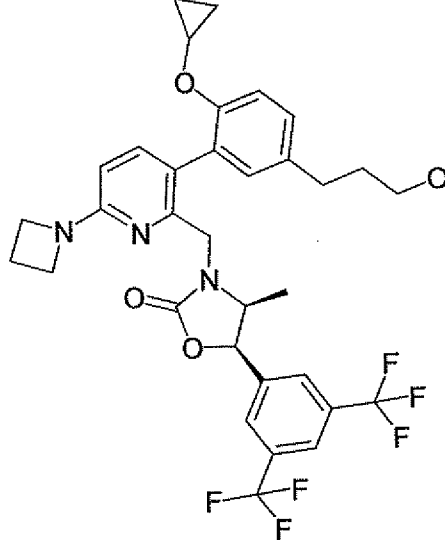
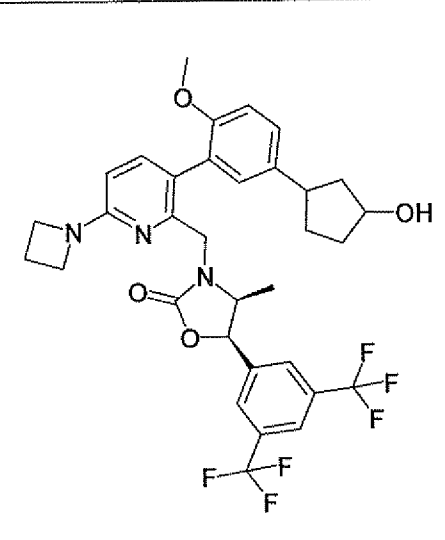
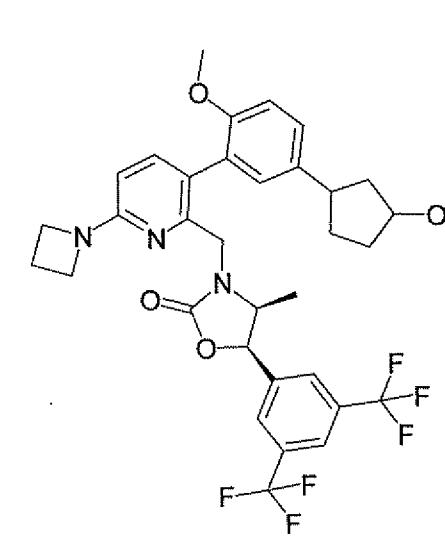
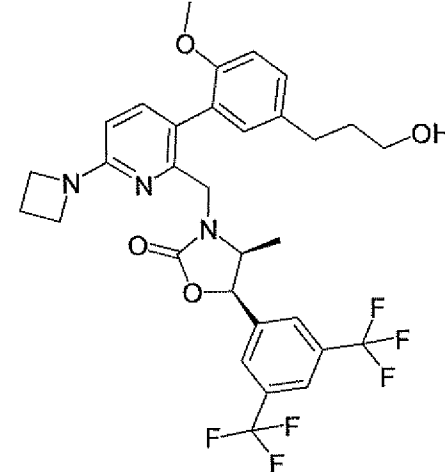
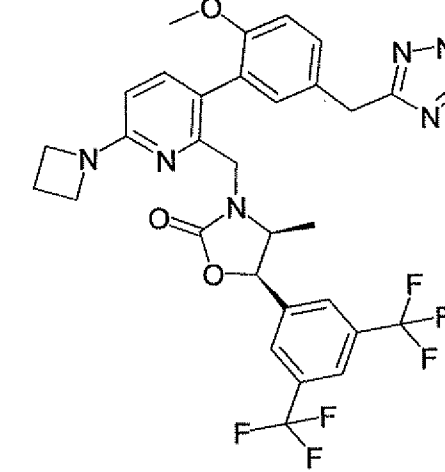
Ex. 228		Ex. 229	
Ex. 230		Ex. 231	
Ex. 232		Ex. 233	
Ex. 234		Ex. 235	

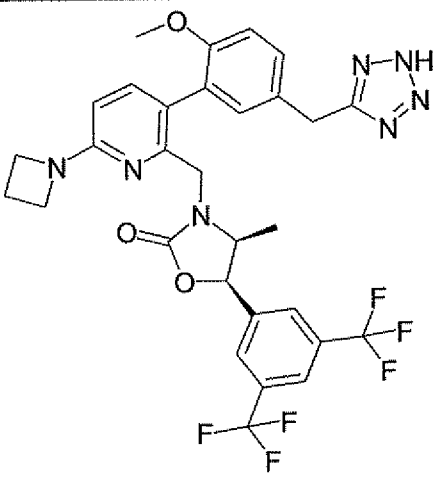
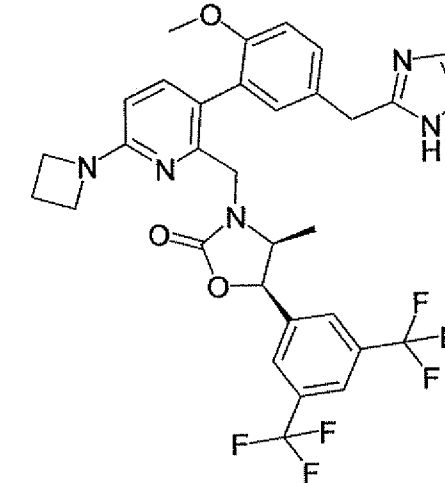
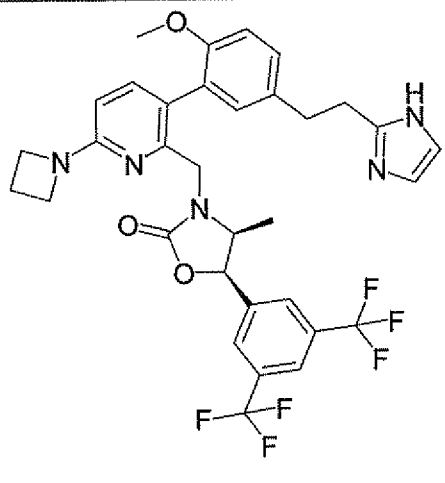
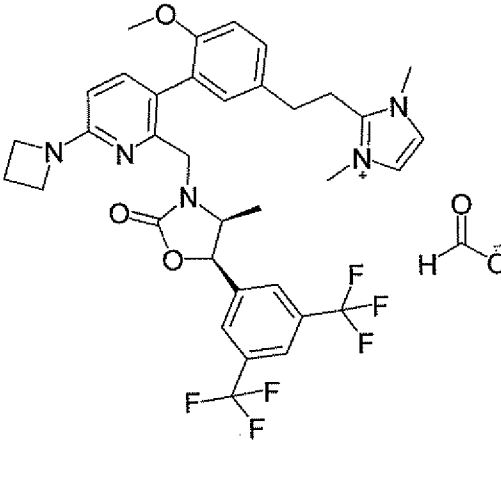
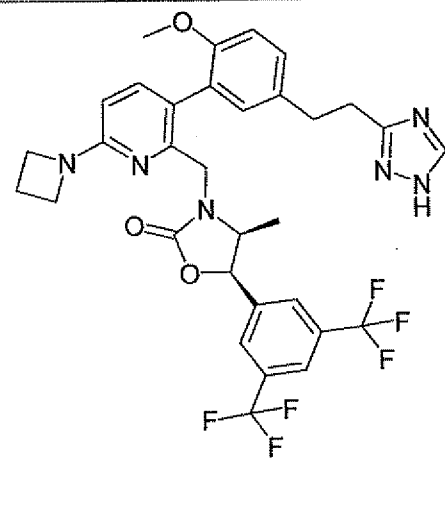
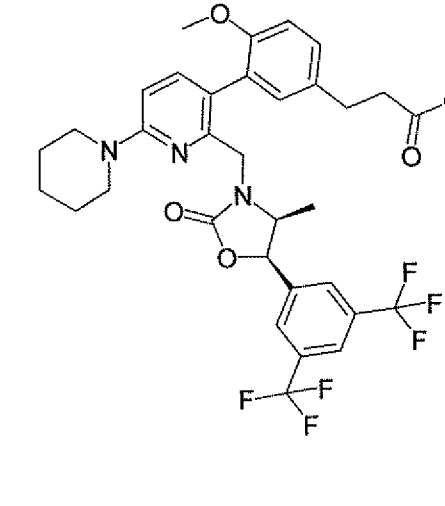
Ex. 236		Ex. 237	
Ex. 238		Ex. 239	
Ex. 240		Ex. 241	

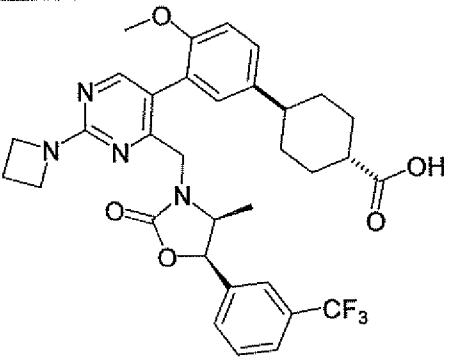
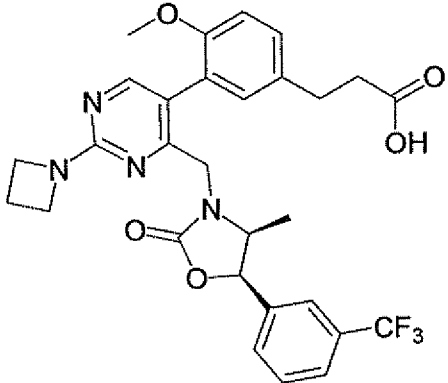
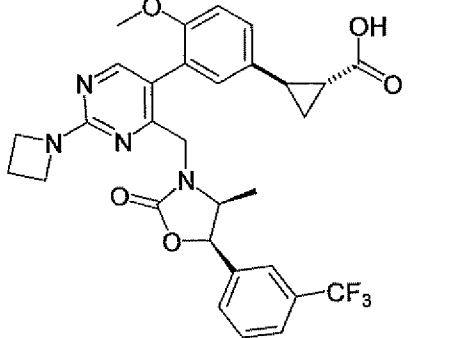
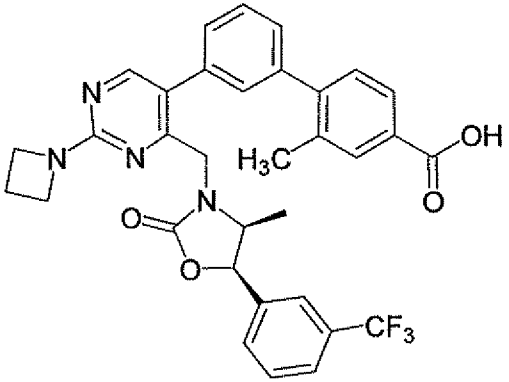
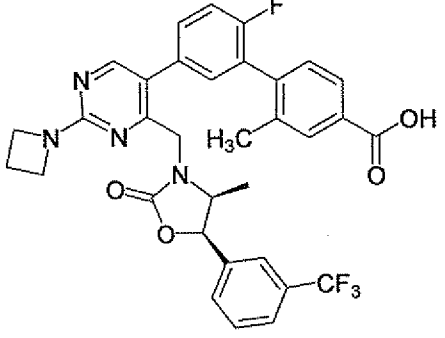
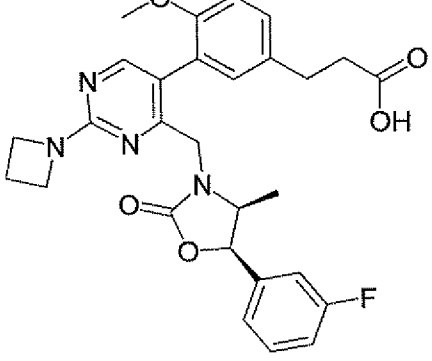
Ex. 242		Ex. 243	
Ex. 244		Ex. 245	
Ex. 246		Ex. 247	

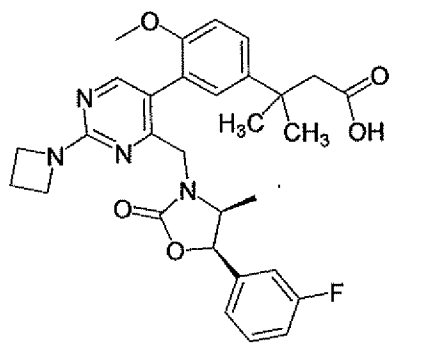
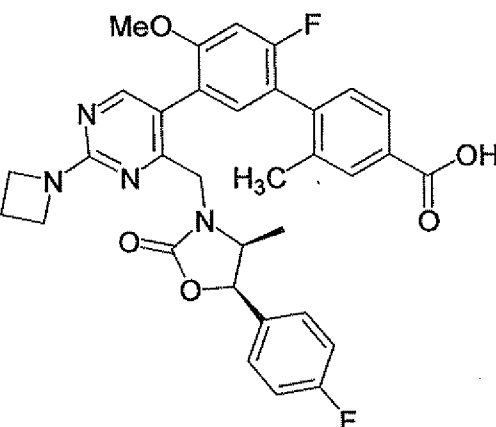
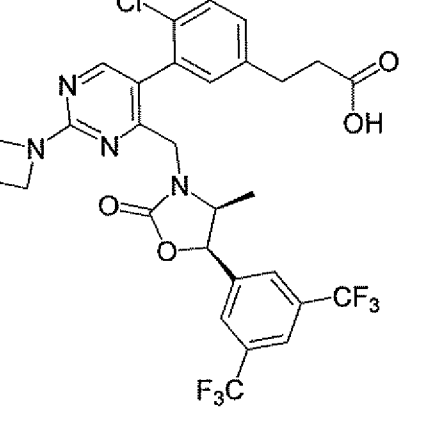
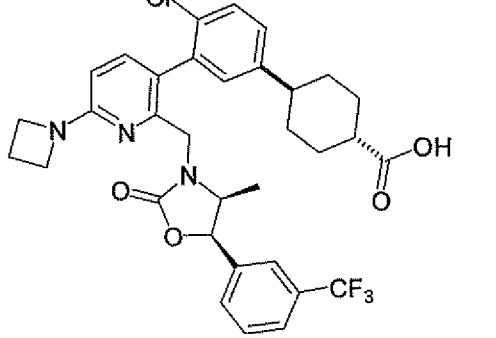
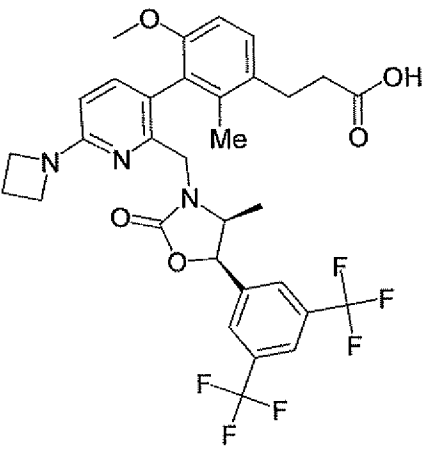
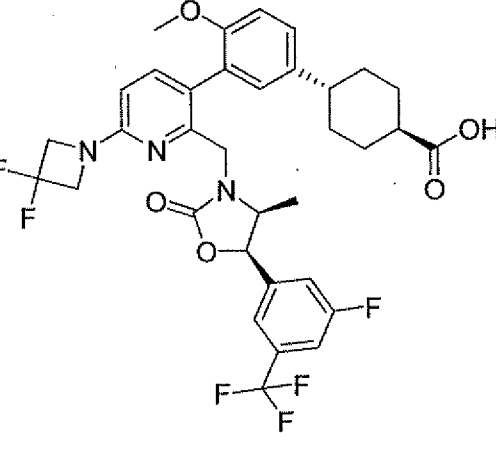
Ex. 248		Ex. 249	
Ex. 250		Ex. 251	
Ex. 252		Ex. 253	

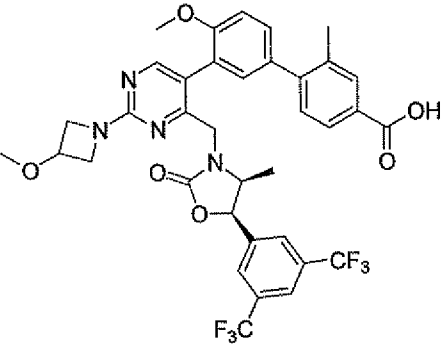
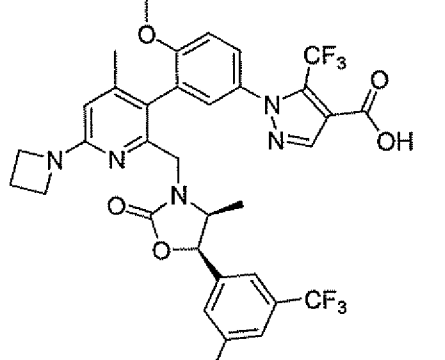
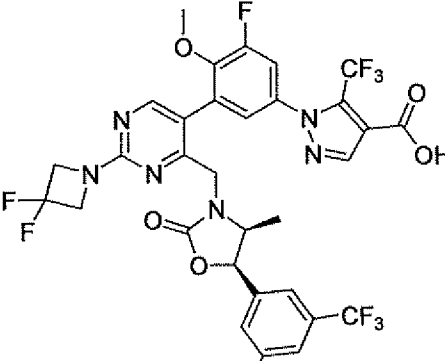
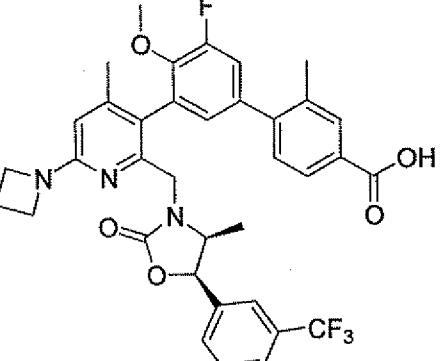
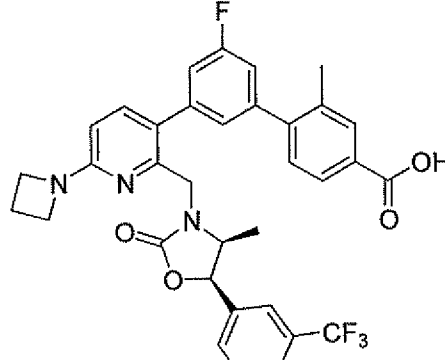
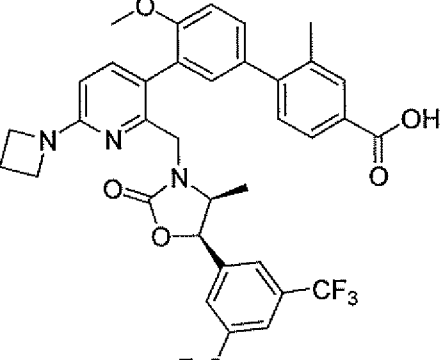
Ex. 254		Ex. 255	
Ex. 256		Ex. 257	
Ex. 258		Ex. 259	

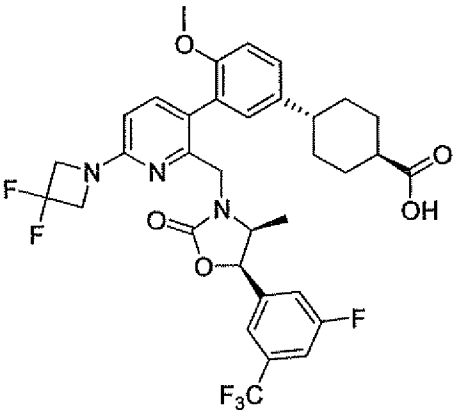
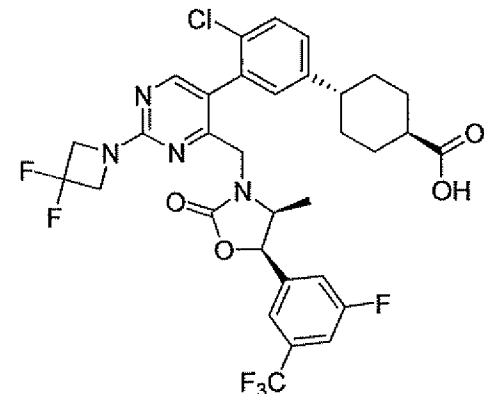
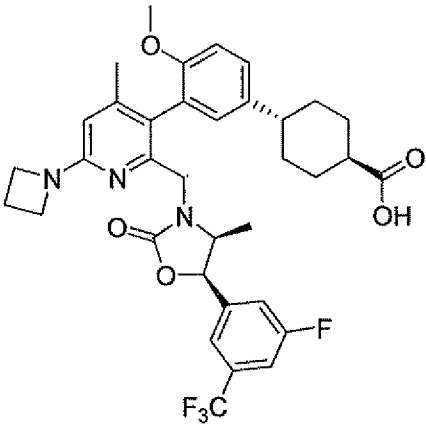
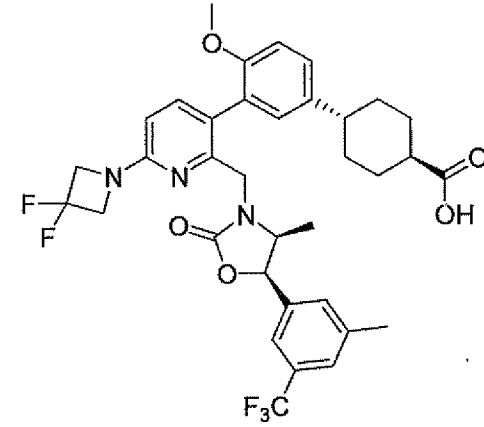
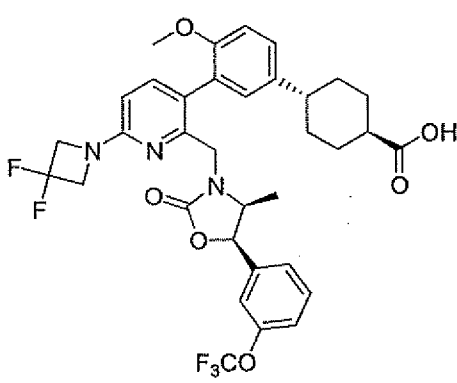
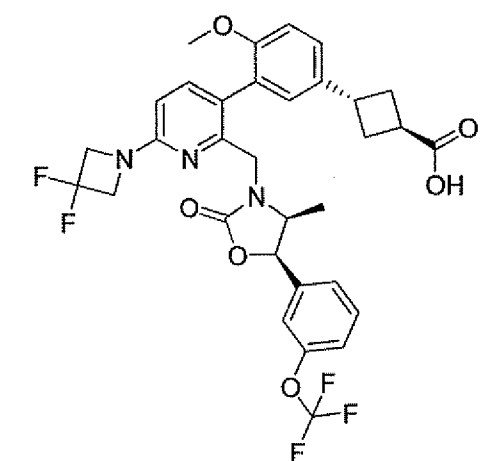
Ex. 260		Ex. 261	
Ex. 262		Ex. 263	
Ex. 264		Ex. 265	

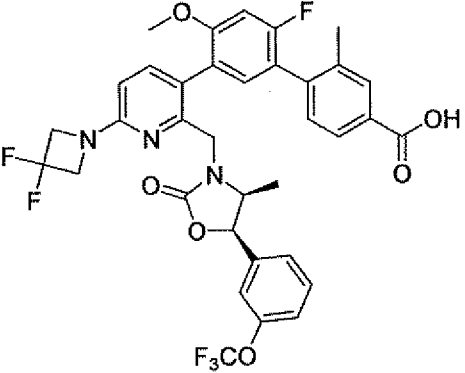
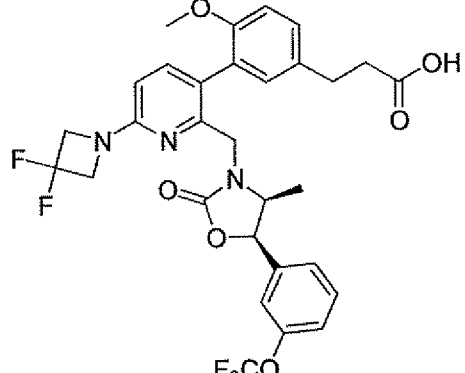
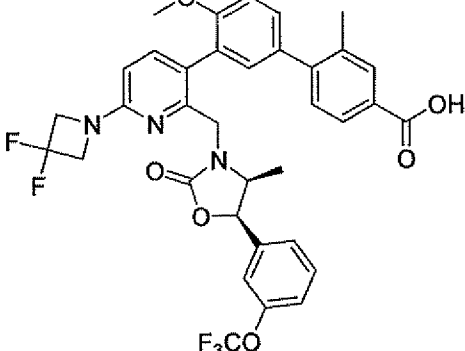
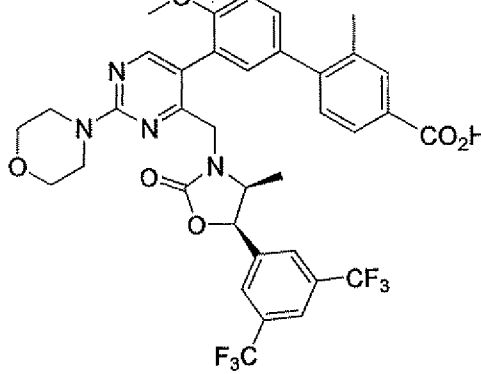
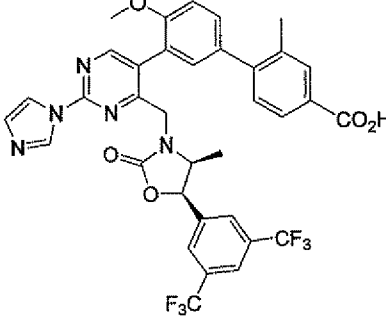
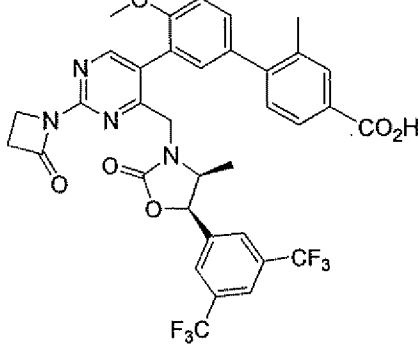
Ex. 266		Ex. 267	
Ex. 268		Ex. 269	
Ex. 270		Ex. 271	

Ex. 272		Ex. 273	
Ex. 274		Ex. 275	
Ex. 276		Ex. 277	

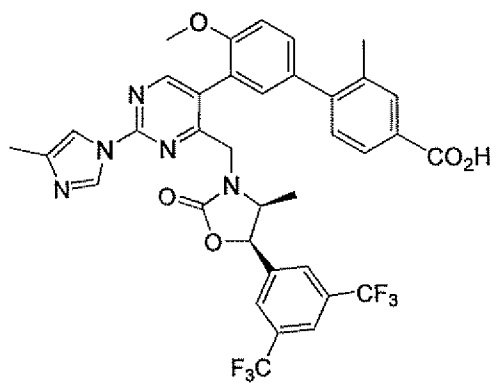
Ex. 278		Ex. 279	
Ex. 280		Ex. 281	
Ex. 282		Ex. 283	

Ex. 284		Ex. 285	
Ex. 286		Ex. 287	
Ex. 288		Ex. 289	

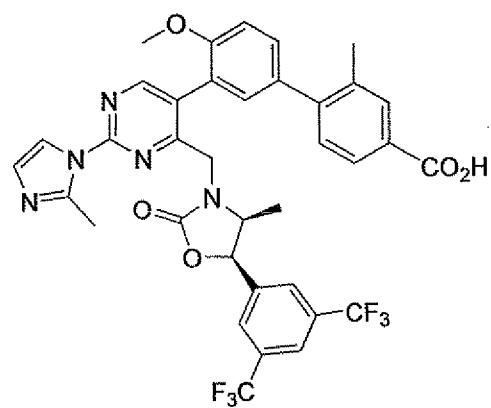
Ex. 290		Ex. 291	
Ex. 292		Ex. 293	
Ex. 294		Ex. 295	

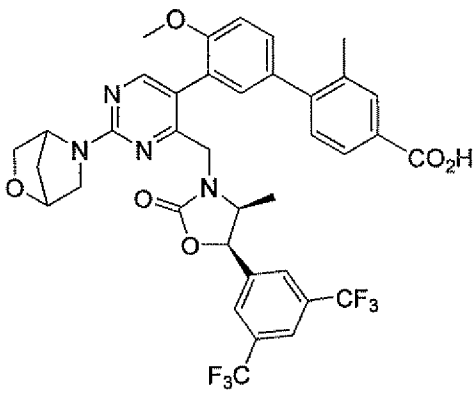
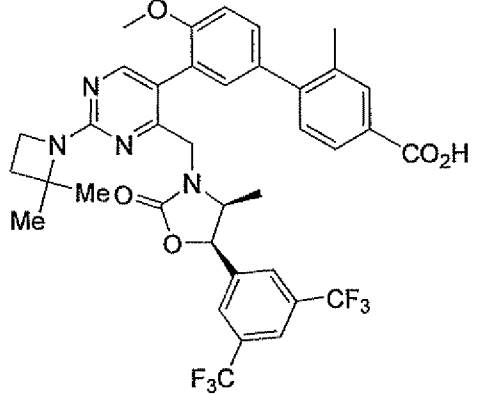
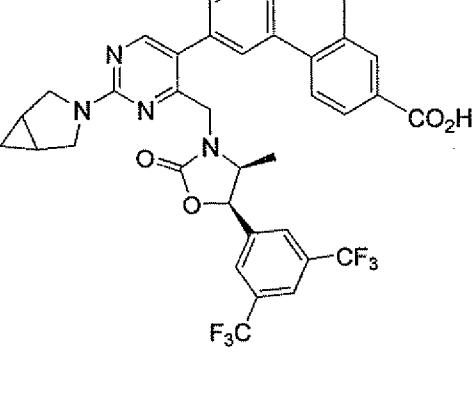
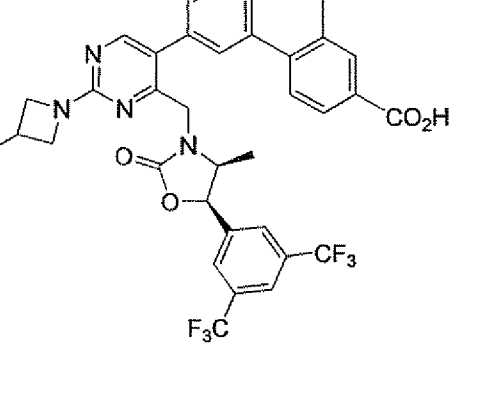
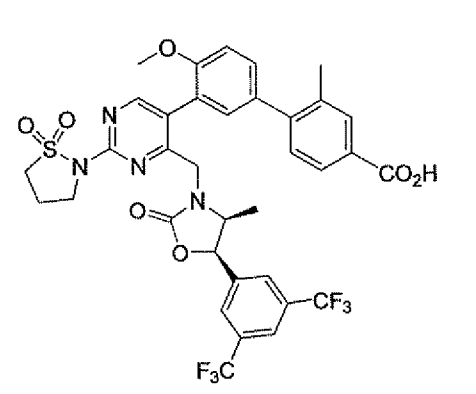
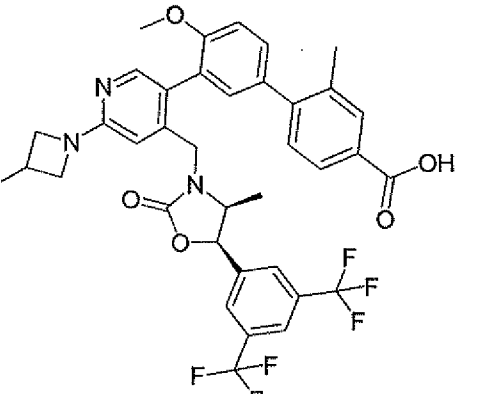
Ex. 296		Ex. 297	
Ex. 298		Ex. 186(a)	
Ex. 186(b)		Ex. 186(c)	

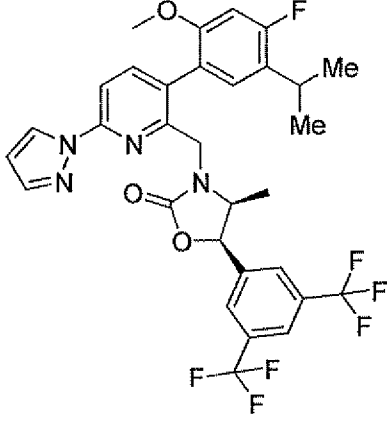
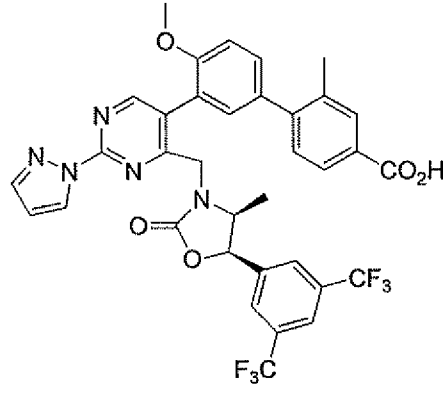
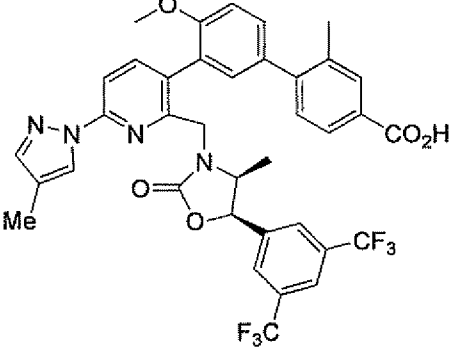
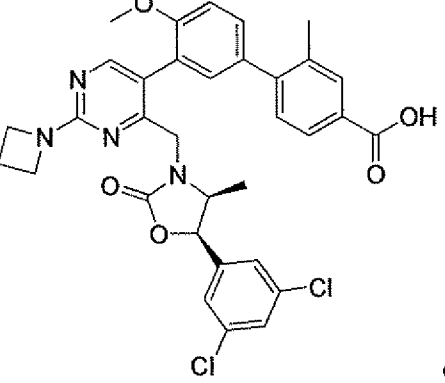
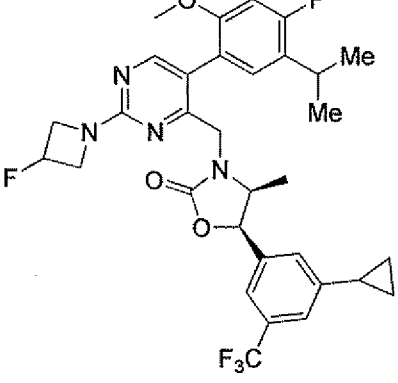
Ex.
186(d)



Ex.
186(e)



Ex. 186(f)		Ex. 186(g)	
Ex. 186(h)		Ex. 186(i)	
Ex. 186(j)		Ex. 248(a)	

Ex. 299		Ex. 300	
Ex. 301		Ex. 302	 or
Ex. 303			

10. A pharmaceutical composition comprising the compound of Claim 1, or a pharmaceutically acceptable salt thereof, and a pharmaceutically acceptable carrier.

11. A method of treating atherosclerosis in a patient in need of treatment comprising the administration of a therapeutically effective amount of the compound of Claim 1 to said patient, or a pharmaceutically acceptable salt thereof.

12. A method of raising HDL-C in a patient in need of treatment comprising the administration of a therapeutically effective amount of the compound of Claim 1 to said patient, or a pharmaceutically acceptable salt thereof.

13. A method of lowering LDL-C in a patient in need of treatment comprising the administration of a therapeutically effective amount of the compound of Claim 1 to said patient, or a pharmaceutically acceptable salt thereof.

14. A method of treating dyslipidemia in a patient in need of treatment comprising the administration of a therapeutically effective amount of the compound of Claim 1 to said patient, or a pharmaceutically acceptable salt thereof.

15. The use of the compound of Claim 1 or a pharmaceutically acceptable salt thereof for the manufacture of a medicament for the treatment of atherosclerosis.

16. The compound of Claim 1 or a pharmaceutically acceptable salt thereof for use in the treatment of atherosclerosis.

17. A pharmaceutical composition comprising the compound of Claim 1 or a pharmaceutically acceptable salt thereof, a pharmaceutically acceptable carrier, and one or more active ingredients which are :

- (i) HMG-CoA reductase inhibitors;
- (ii) bile acid sequestrants;
- (iii) niacin and related compounds;
- (iv) PPAR α agonists;
- (v) cholesterol absorption inhibitors;
- (vi) acyl CoA:cholesterol acyltransferase (ACAT) inhibitors;
- (vii) phenolic anti-oxidants;
- (viii) microsomal triglyceride transfer protein (MTP)/ApoB secretion inhibitors;
- (ix) anti-oxidant vitamins;

5

- (x) thyromimetics;
- (xi) LDL (low density lipoprotein) receptor inducers;
- (xii) platelet aggregation inhibitors;
- (xiii) vitamin B12 (also known as cyanocobalamin);
- (xiv) folic acid or a pharmaceutically acceptable salt or ester thereof;
- (xv) FXR and LXR ligands;
- (xvi) agents that enhance ABCA1 gene expression; or
- (xvii) ileal bile acid transporters.

INTERNATIONAL SEARCH REPORT

International application No.

PCT/US 11/57584

A. CLASSIFICATION OF SUBJECT MATTER

IPC(8) - A01N 43/76; A61K 31/42 (2012.01)

USPC - 514/374; 514/375; 514/376

According to International Patent Classification (IPC) or to both national classification and IPC

B. FIELDS SEARCHED

Minimum documentation searched (classification system followed by classification symbols)

USPC - 514/374; 514/375; 514/376

Documentation searched other than minimum documentation to the extent that such documents are included in the fields searched
USPC - 514/236.8; 514/340 (see search terms below)

Electronic data base consulted during the international search (name of data base and, where practicable, search terms used)

USPTO-WEST - PGPB,USPT,USOC,EPAB,JPAB keywords: CETP inhibitors, 1,3-oxazolidin-2-one, 4-methyl, pyridin, pyrimidin, optical isomers, administering, effective amount, treating, dyslipidemia, atherosclerosis, raising HDL-C, lowering LDL-C, combination therapy, pharmacophore, modeling, ligands, binding modes, binding pocket,

C. DOCUMENTS CONSIDERED TO BE RELEVANT

Category*	Citation of document, with indication, where appropriate, of the relevant passages	Relevant to claim No.
Y	WO 2007/081569 A2 (ALI et al.) 19 July 2007 (19.07.2007) pg 2, ln 22 - pg 6, ln 35; pg 7, ln 21-24; pg 11, ln 5-11; pg 12, ln 21-31, 36-37; pg 13, ln 26-27; pg 14, ln 5-31	1-17
Y	ABU KHALAF et al. Discovery of new cholesteryl ester transfer protein inhibitors via ligand-based pharmacophore modeling and QSAR analysis followed by synthetic exploration. European Journal of Medicinal Chemistry, April 2010, Vol 45, pp 1598-1617; pg 1599, Sec 2.1 - pg 1604, Sec 2.5; pg 1605 - pg 1606, Sec 4.1.1 http://www.ju.edu.jo/sites/Academic/mutasem/Shared%20Documents/Discovery%20of%20new%20CETP%20inhibitors%20via%20pharmacophore%20and%20QSAR%20then%20synthetic%20exploration.pdf	1-17

☐ Further documents are listed in the continuation of Box C.

* Special categories of cited documents:

"A" document defining the general state of the art which is not considered to be of particular relevance

"E" earlier application or patent but published on or after the international filing date

"L" document which may throw doubts on priority claim(s) or which is cited to establish the publication date of another citation or other special reason (as specified)

"O" document referring to an oral disclosure, use, exhibition or other means

"P" document published prior to the international filing date but later than the priority date claimed

"T" later document published after the international filing date or priority date and not in conflict with the application but cited to understand the principle or theory underlying the invention

"X" document of particular relevance; the claimed invention cannot be considered novel or cannot be considered to involve an inventive step when the document is taken alone

"Y" document of particular relevance; the claimed invention cannot be considered to involve an inventive step when the document is combined with one or more other such documents, such combination being obvious to a person skilled in the art

"&" document member of the same patent family

Date of the actual completion of the international search

20 February 2012 (20.02.2012)

Date of mailing of the international search report

07 MAR 2012

Name and mailing address of the ISA/US

Mail Stop PCT, Attn: ISA/US, Commissioner for Patents
P.O. Box 1450, Alexandria, Virginia 22313-1450

Facsimile No. 571-273-3201

Authorized officer:

Lee W. Young

PCT Helpdesk: 571-272-4300

PCT OSP: 571-272-7774