



US00D550435S

(12) **United States Design Patent**
Schoenborn et al.

(10) **Patent No.:** **US D550,435 S**

(45) **Date of Patent:** **** Sep. 11, 2007**

(54) **FOOTWEAR SOLE**

(75) Inventors: **Mary L. Schoenborn**, Rockford, MI
(US); **Tuan N. Le**, Portland, OR (US)

(73) Assignee: **Wolverine World Wide, Inc.**,
Rockford, MI (US)

(**) Term: **14 Years**

(21) Appl. No.: **29/231,185**

(22) Filed: **Jun. 2, 2005**

(51) **LOC (8) Cl.** **02-04**

(52) **U.S. Cl.** **D2/953; D2/947; D2/951;**
D2/977

(58) **Field of Classification Search** D2/902,
D2/911, 943, 946-949, 951-960, 977; D12/513,
D12/545, 580, 583, 602; 36/3 B, 22 R, 24.5,
36/25 R, 28, 32 R, 34 R, 59 C, 91, 76 R
See application file for complete search history.

(56) **References Cited**

U.S. PATENT DOCUMENTS

104,643	A *	6/1870	Punderford	36/73
234,030	A *	11/1880	Hadley et al.	36/72 R
398,453	A *	2/1889	Schnarr	36/72 R
881,079	A *	3/1908	Jolitz	36/72 R
1,051,880	A *	2/1913	Glenn	36/72 R
D76,541	S *	10/1928	Hopwood	D2/953
2,297,552	A *	9/1942	Hansen	36/150
4,619,056	A *	10/1986	Lin et al.	36/43
4,694,591	A *	9/1987	Banich et al.	36/102
D324,448	S *	3/1992	Blissett	D2/953
5,105,565	A *	4/1992	Barret	36/117.2
D343,506	S *	1/1994	Kusuki et al.	D2/954
D345,243	S *	3/1994	Hatfield	D2/977
D361,881	S *	9/1995	Hatfield	D2/951
5,491,909	A *	2/1996	Darby	36/28
D380,289	S *	7/1997	Sand	D2/959

D384,798	S *	10/1997	Gray	D2/964
D387,864	S *	12/1997	Hatfield	D2/953
D401,739	S *	12/1998	James	D2/946
5,913,530	A *	6/1999	Berger et al.	280/607
D412,237	S *	7/1999	Hatfield	D2/947
D416,380	S *	11/1999	Werman	D2/959

(Continued)

OTHER PUBLICATIONS

Merrell Fall 2000 Catalog, p. 27.

(Continued)

Primary Examiner—Celia A. Murphy

(74) *Attorney, Agent, or Firm*—Warner Norcross & Judd
LLP

(57) **CLAIM**

The ornamental design for footwear sole, as shown and described.

DESCRIPTION

FIG. 1 is a perspective view of the footwear sole embodying the new design;

FIG. 2 is a top plan view thereof;

FIG. 3 is a right side view thereof;

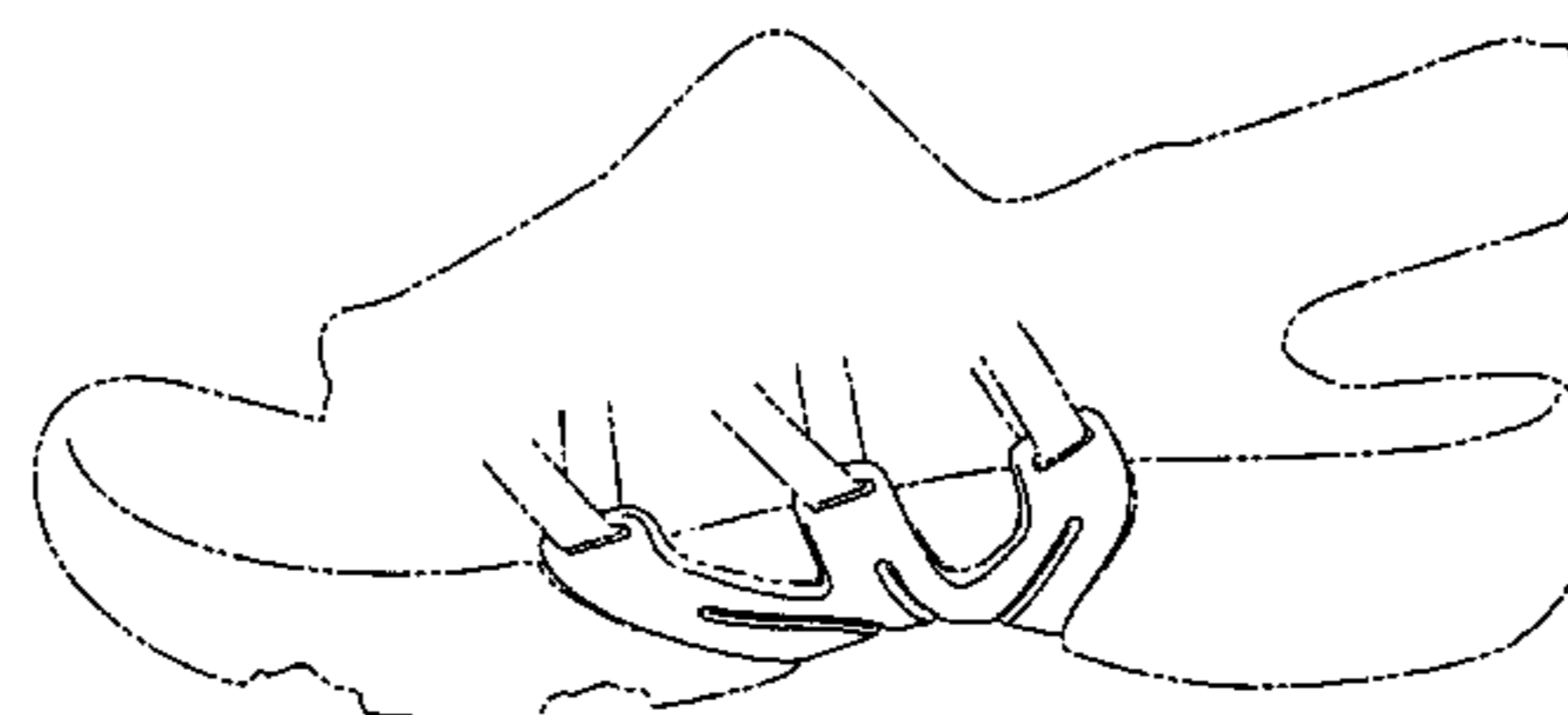
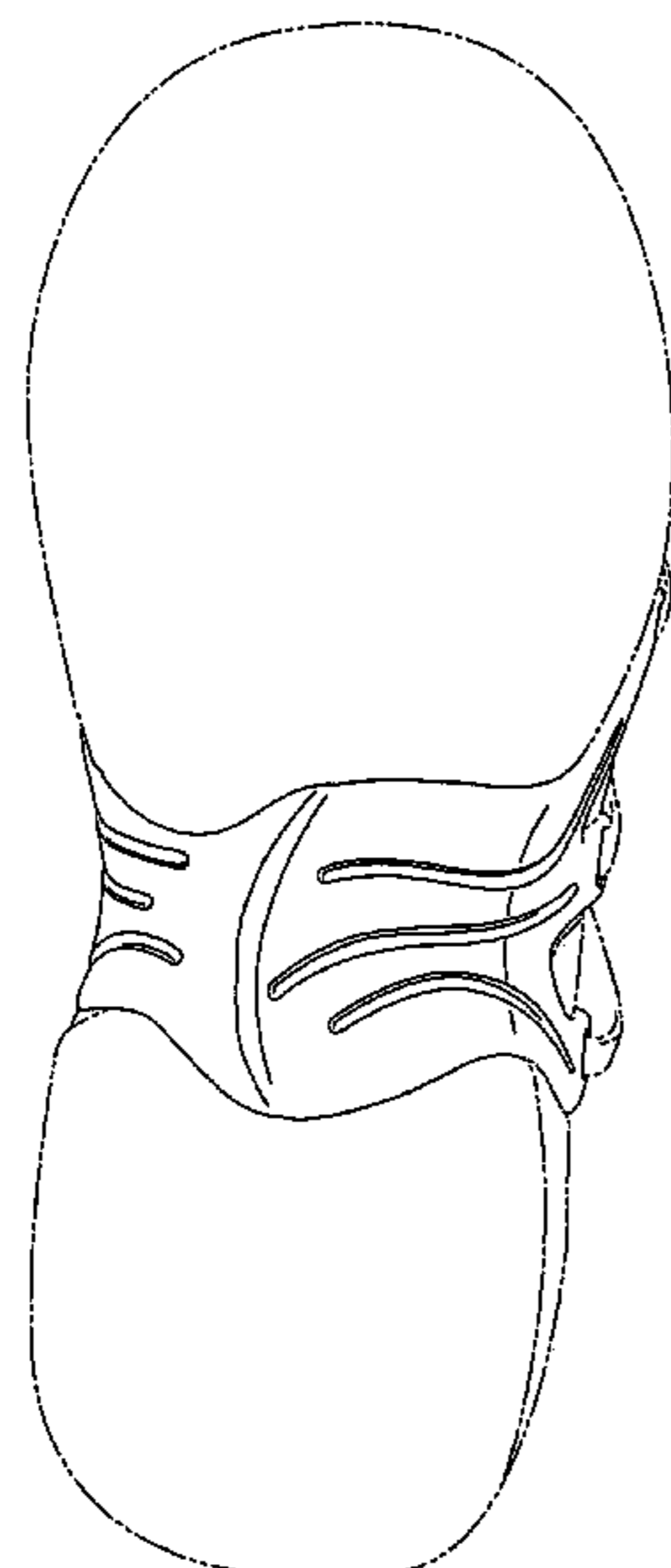
FIG. 4 is a left side view thereof;

FIG. 5 is a front view thereof; and,

FIG. 6 is a rear view thereof.

FIGS. 1-6 show features of an article of footwear in phantom lines. These features are shown for environmental purposes and do not form any part of the claimed design. Further, the phantom lines immediately adjacent the solid-line portions of the design form the boundary of the design, with the phantom lines forming no part of the claimed design.

1 Claim, 4 Drawing Sheets



U.S. PATENT DOCUMENTS

6,006,451 A * 12/1999 Morris et al. 36/115
 6,080,033 A * 6/2000 Fladwood et al. 446/26
 D436,718 S * 1/2001 Patterson et al. D2/956
 6,196,569 B1 * 3/2001 Berger et al. 280/607
 D440,385 S * 4/2001 Matis et al. D2/953
 D441,944 S * 5/2001 Rogers D2/956
 6,389,712 B1 * 5/2002 Schelling 36/15
 D462,510 S * 9/2002 Goodrich et al. D2/961
 D474,877 S * 5/2003 Belley et al. D2/953
 D478,715 S * 8/2003 Burt D2/954
 6,606,803 B1 * 8/2003 Ritter et al. 36/11.5
 D492,095 S * 6/2004 Sanchez et al. D2/896
 D492,472 S * 7/2004 Ortuno Santa D2/902
 6,772,541 B1 * 8/2004 Ritter et al. 36/88
 D496,523 S * 9/2004 Fuerst D2/953
 D504,757 S * 5/2005 Schoenborn et al. D2/952

D506,306 S * 6/2005 Teague D2/960
 D507,401 S * 7/2005 Sedlbauer D2/959
 D512,828 S * 12/2005 Kubo et al. D2/977
 D520,721 S * 5/2006 White et al. D2/957
 D520,732 S * 5/2006 Mitani et al. D2/977
 D522,219 S * 6/2006 Young D2/954
 D528,777 S * 9/2006 McDowell D2/977
 D532,962 S * 12/2006 Teteriatnikov D2/971
 2002/0088144 A1 * 7/2002 Katz et al. 36/88
 2002/0148142 A1 * 10/2002 Oorei et al. 36/129
 2003/0182820 A1 * 10/2003 Fuerst et al. 36/11.5
 2005/0138849 A1 * 6/2005 Morrow et al. 36/117.1

OTHER PUBLICATIONS

HyTest 1997 Catalog, pp. 64, 65.

* cited by examiner

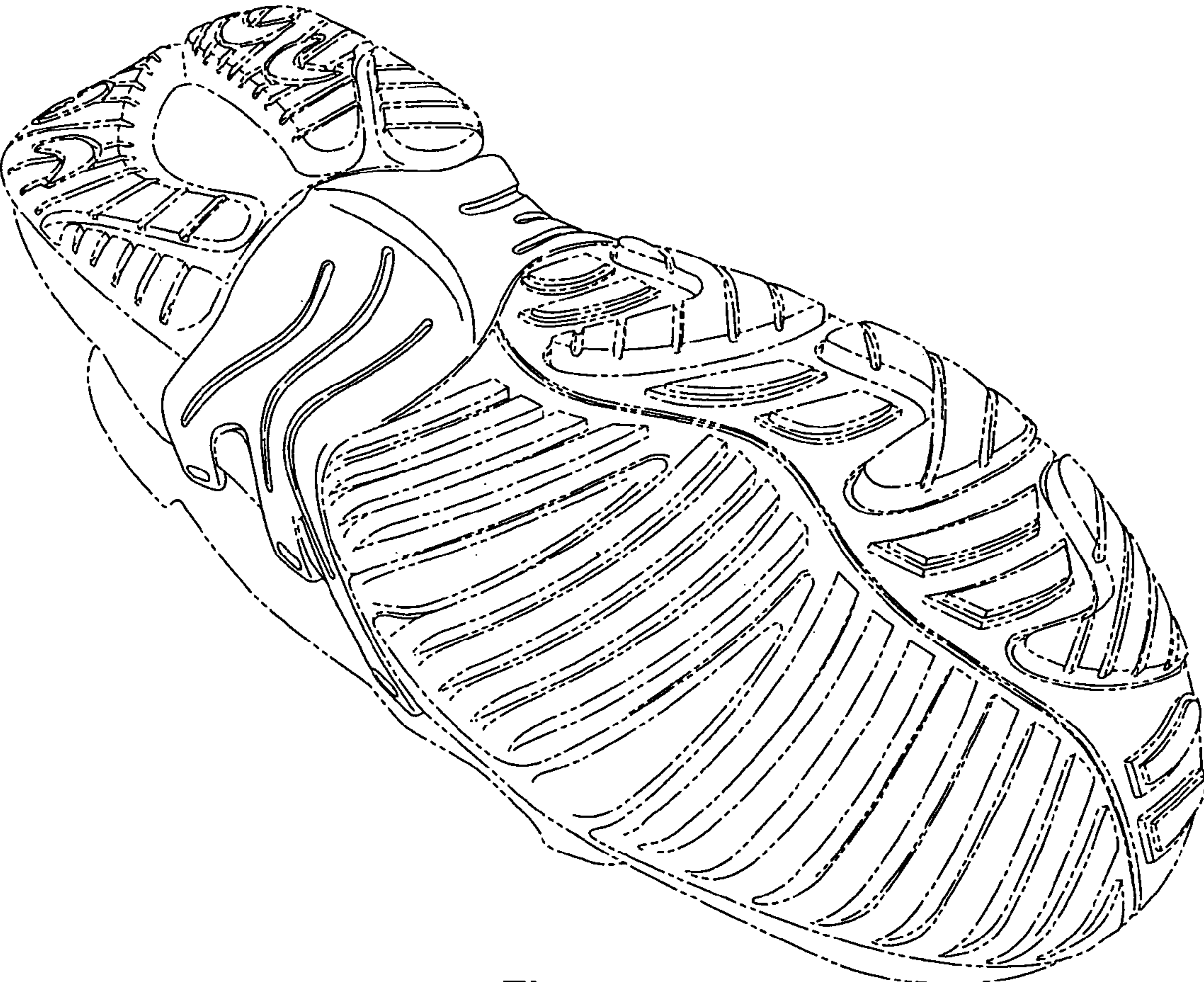


Fig. 1

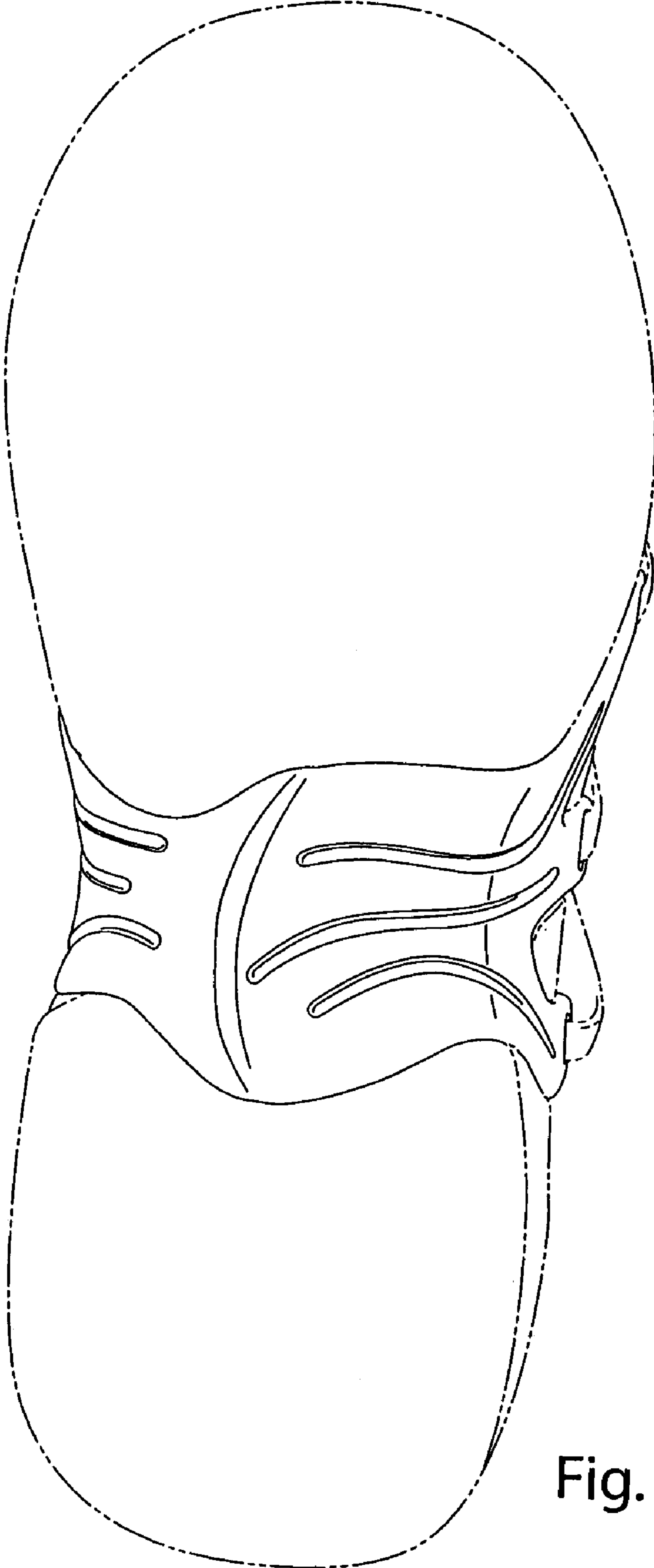


Fig. 2

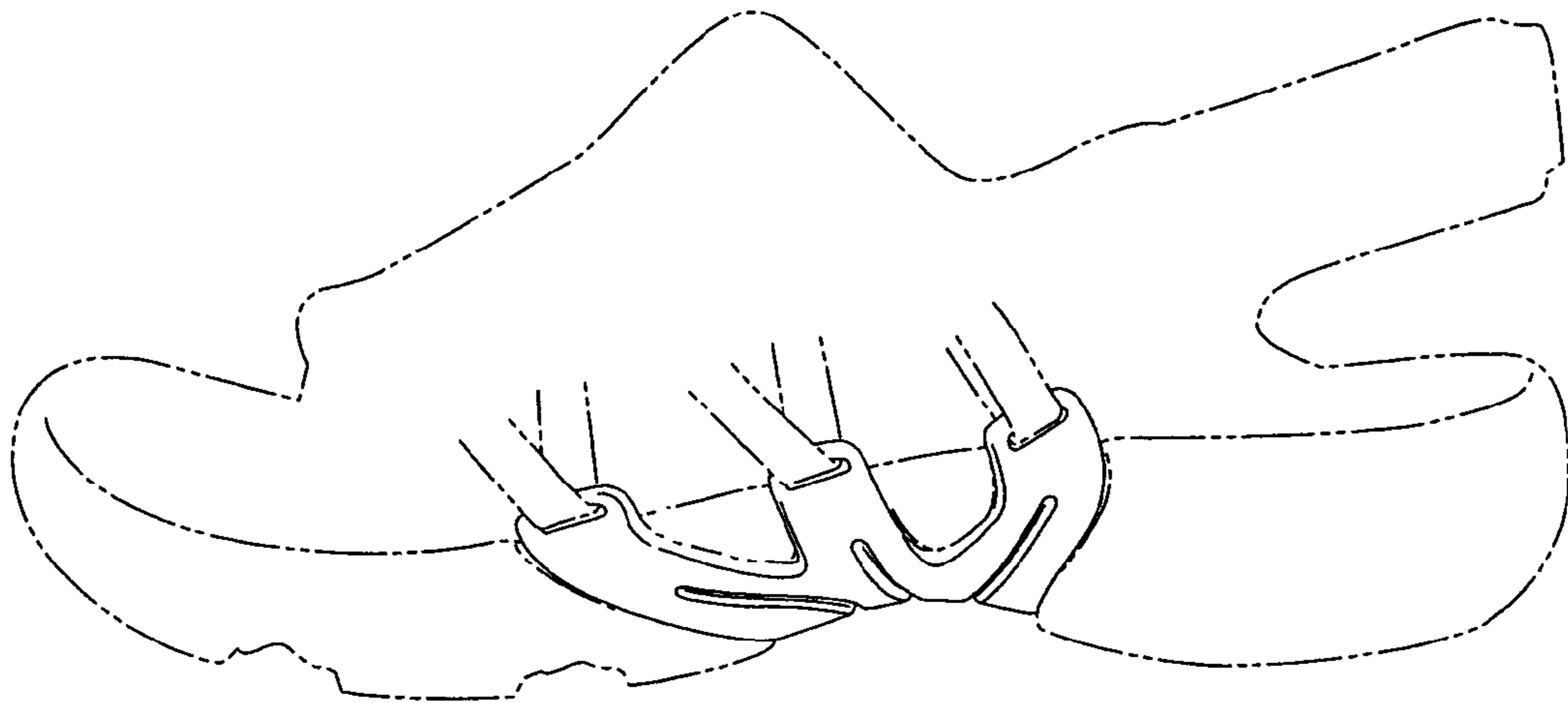


Fig. 3

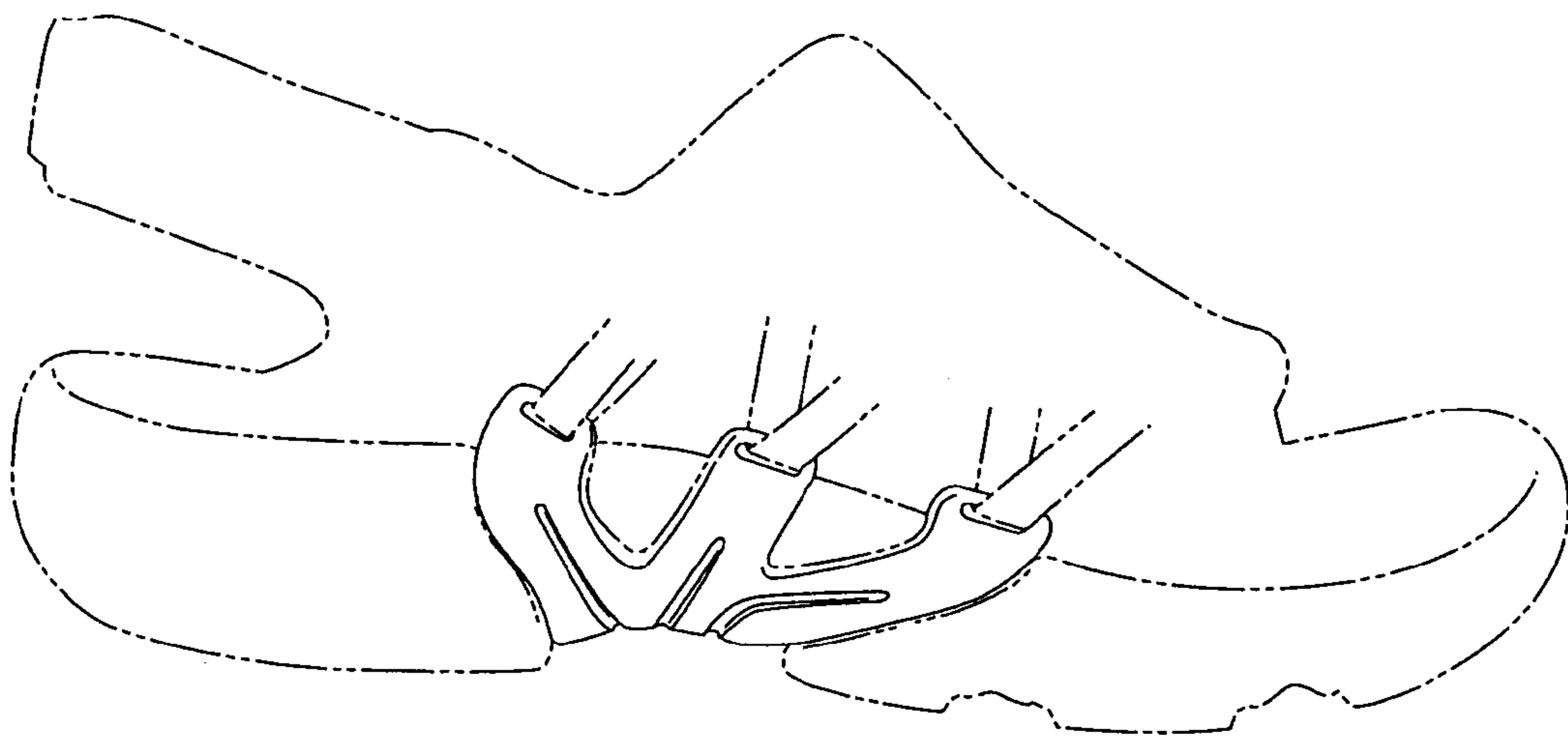


Fig. 4




Fig. 5

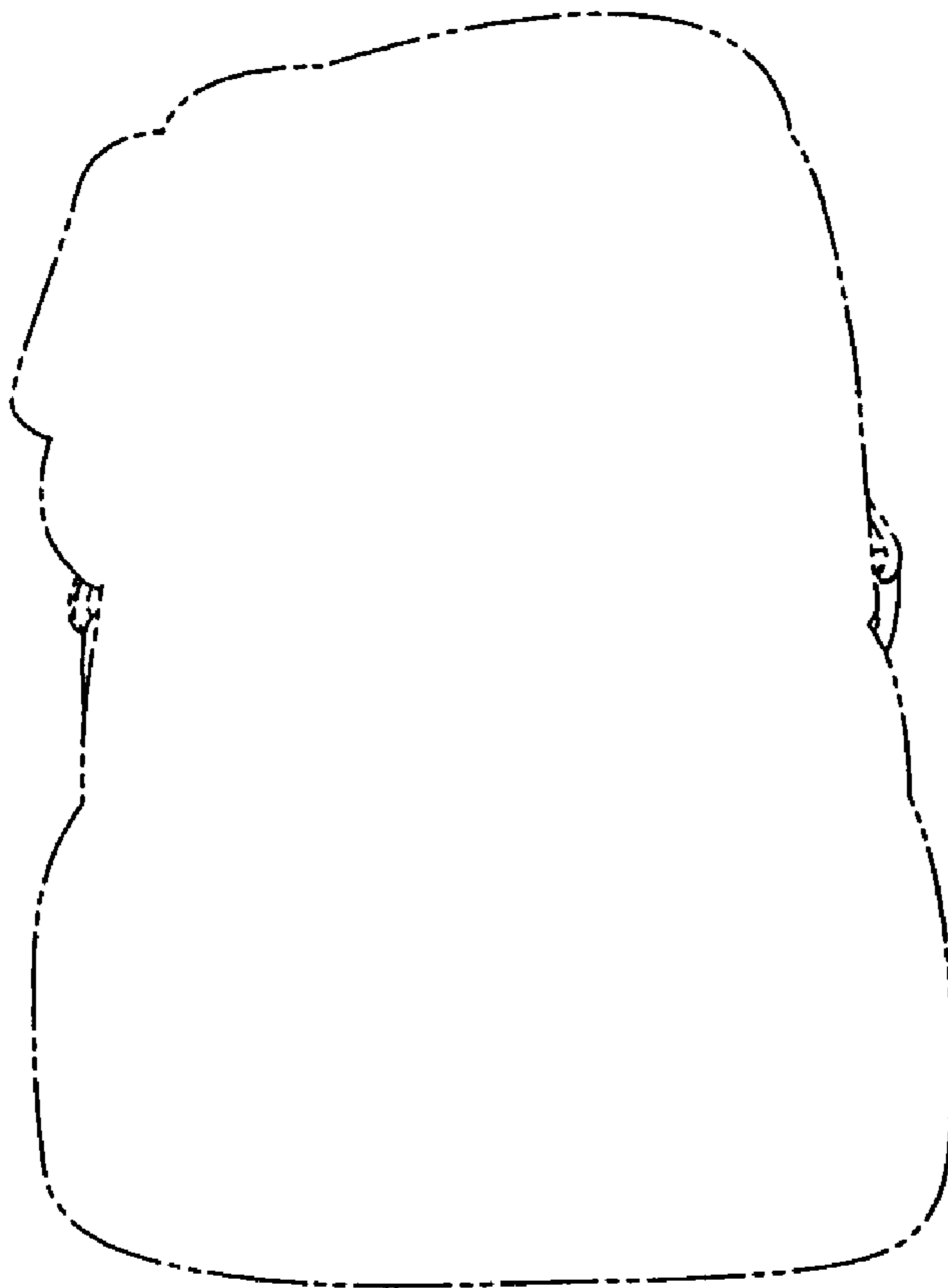


Fig. 6