



US00D618404S

(12) **United States Design Patent**  
**Jenkins et al.**

(10) **Patent No.:** **US D618,404 S**

(45) **Date of Patent:** **\*\* Jun. 22, 2010**

(54) **DISHWASHER PANEL**

(75) Inventors: **James Jenkins**, Cary, NC (US); **Thomas Ott**, Neubiberg (DE)

(73) Assignee: **BSH Bosch und Siemens Hausgeraete GmbH**, Munich (DE)

(\*\*) Term: **14 Years**

(21) Appl. No.: **29/312,227**

(22) Filed: **Oct. 7, 2008**

(30) **Foreign Application Priority Data**

Apr. 8, 2008 (EM) ..... 000918362

(51) **LOC (9) Cl.** ..... **15-05**

(52) **U.S. Cl.** ..... **D32/3**

(58) **Field of Classification Search** ..... D3/1-3,  
D3/28; D7/340, 348-351, 405; 68/212;  
312/31; 134/56 D, 57 D, 58 D, 58 DL, 113,  
134/201

See application file for complete search history.

(56) **References Cited**

**U.S. PATENT DOCUMENTS**

- D385,069 S \* 10/1997 Hughes et al. .... D32/3
- D493,583 S \* 7/2004 Kaczmarek ..... D32/3
- D495,104 S \* 8/2004 Kaczmarek ..... D32/3

- D511,031 S \* 10/2005 Ott et al. .... D32/3
- D530,048 S \* 10/2006 Knochner ..... D32/3
- D530,460 S \* 10/2006 Knochner ..... D32/3
- D533,691 S \* 12/2006 Knochner ..... D32/3
- D539,992 S \* 4/2007 Yamamoto et al. .... D32/2
- D545,009 S \* 6/2007 Jung et al. .... D32/2
- D568,563 S \* 5/2008 Stephens ..... D32/28
- D577,869 S \* 9/2008 Tartan et al. .... D32/2

\* cited by examiner

*Primary Examiner*—T. Chase Nelson

*Assistant Examiner*—Kathleen M Sims

(74) *Attorney, Agent, or Firm*—James E. Howard; Andre Pallapies

(57) **CLAIM**

The ornamental design for a dishwasher panel, as shown.

**DESCRIPTION**

FIG. 1 is a perspective view of a dishwasher panel showing our new ornamental design;

FIG. 2 is a front view thereof;

FIG. 3 is a left view thereof;

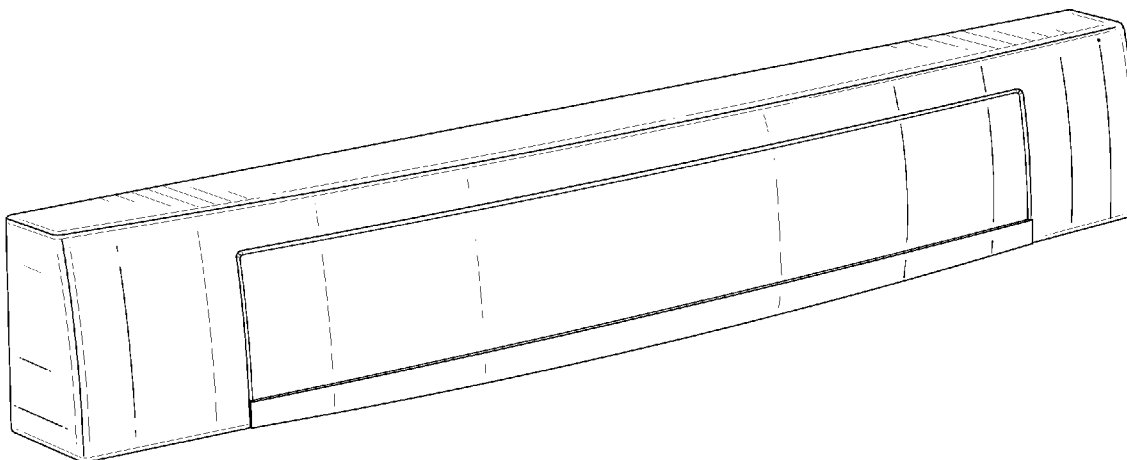
FIG. 4 is a right view thereof;

FIG. 5 is a top view thereof;

FIG. 6 is a rear view thereof; and,

FIG. 7 is a bottom view thereof.

**1 Claim, 4 Drawing Sheets**



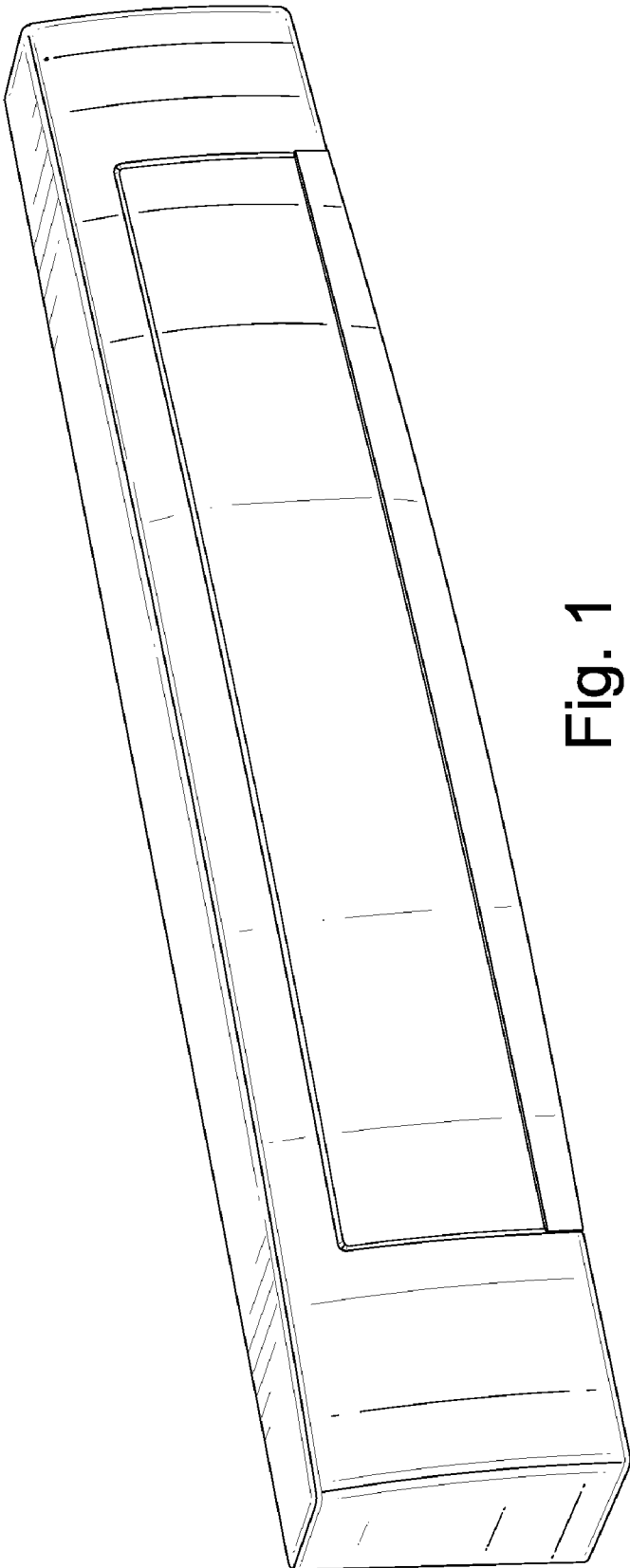


Fig. 1

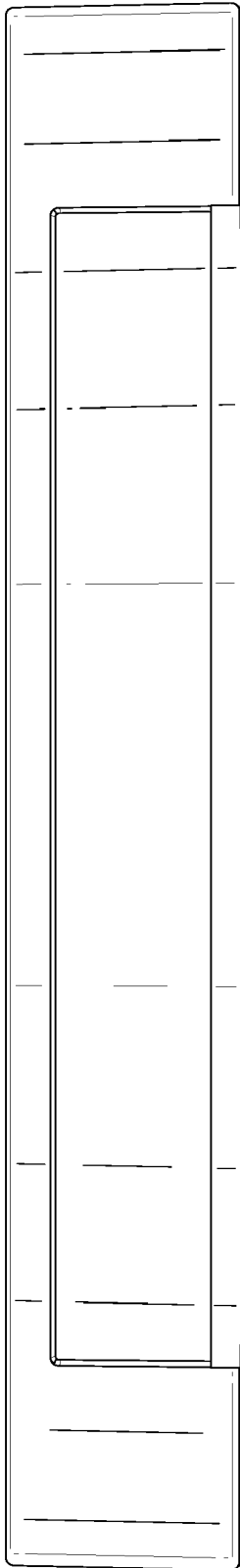


Fig. 2

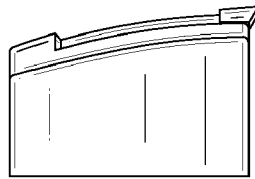


Fig. 3

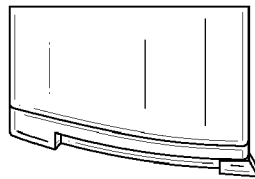


Fig. 4

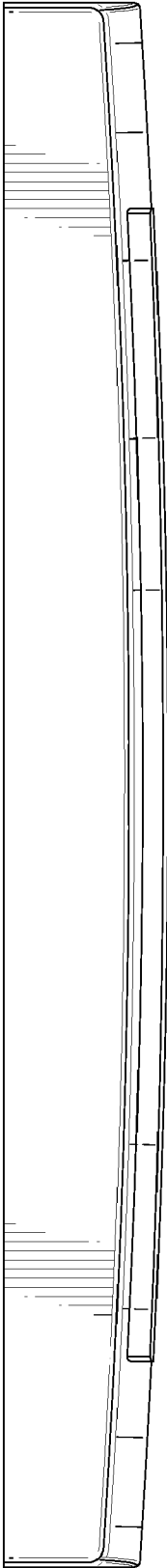


Fig. 5




Fig. 6




Fig. 7