



US00D550678S

(12) **United States Design Patent** (10) **Patent No.:** **US D550,678 S**
O'Neil (45) **Date of Patent:** **** Sep. 11, 2007**

(54) **PORTION OF A KEYBOARD**

(75) Inventor: **Daniel G. O'Neil**, Seattle, WA (US)

(73) Assignee: **Microsoft Corporation**, Redmond, WA (US)

(**) Term: **14 Years**

(21) Appl. No.: **29/248,655**

(22) Filed: **Aug. 25, 2006**

(51) **LOC (8) Cl.** **14-02**

(52) **U.S. Cl.** **D14/455**

(58) **Field of Classification Search** D14/137-8, D14/140, 148, 150, 218, 244.247, 320, 331, D14/333, 338, 341, 346-7, 383, 388, 390-9, D14/406, 429, 432, 454-457, 460; D13/168; D18/1, 2, 12.2, 52; 178/17 A, 17 C; 235/145 A, 235/145 R, 146; 341/22, 23, 28; 345/168-9, 345/171; 400/109-111, 485-9, 472, 496; 455/186.2, 556.2, 575.1

See application file for complete search history.

(56) **References Cited**

U.S. PATENT DOCUMENTS

D354,751 S *	1/1995	Hersh et al.	D14/218
D417,657 S *	12/1999	Matsumoto	D14/343
D427,090 S *	6/2000	Washburn et al.	D10/78
D451,891 S *	12/2001	Noonan et al.	D13/168
D487,065 S *	2/2004	Murray	D13/168
D497,913 S *	11/2004	Jones et al.	D14/396

D511,516 S *	11/2005	Ohta	D14/398
D523,012 S *	6/2006	O'Neil et al.	D14/396
D523,433 S *	6/2006	O'Neil et al.	D14/396
D528,108 S *	9/2006	Salmi et al.	D14/247
2004/0104893 A1 *	6/2004	Huang	345/168
2004/0204123 A1 *	10/2004	Cowsky et al.	455/565
2006/0279546 A1 *	12/2006	Karmazyn	345/168

* cited by examiner

Primary Examiner—Alan P. Douglas

Assistant Examiner—Angela J. Lee

(74) *Attorney, Agent, or Firm*—Banner & Witcoff, Ltd

(57) **CLAIM**

The ornamental design for a portion of a keyboard, as shown and described.

DESCRIPTION

FIG. 1 is a front perspective view of a keyboard showing my new design;

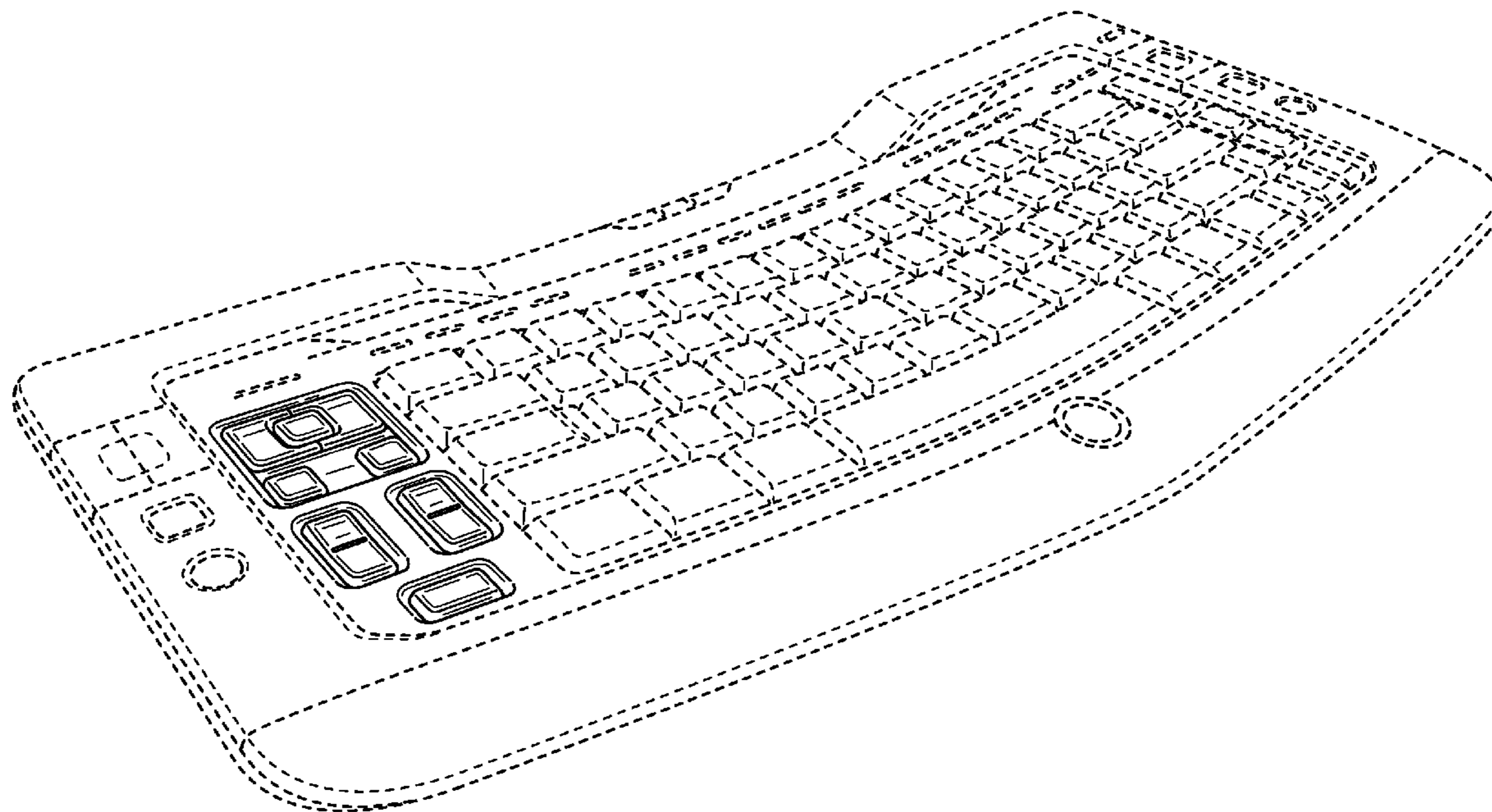
FIG. 2 is a top view thereof;

FIG. 3 is an enlarged perspective view of the claimed region of FIGS. 1 and 2 showing the claimed key configuration; and,

FIG. 4 is a top view thereof.

The broken line showing of the remainder of the keyboard is for illustrative purposes only and forms no part of the claimed design.

1 Claim, 3 Drawing Sheets



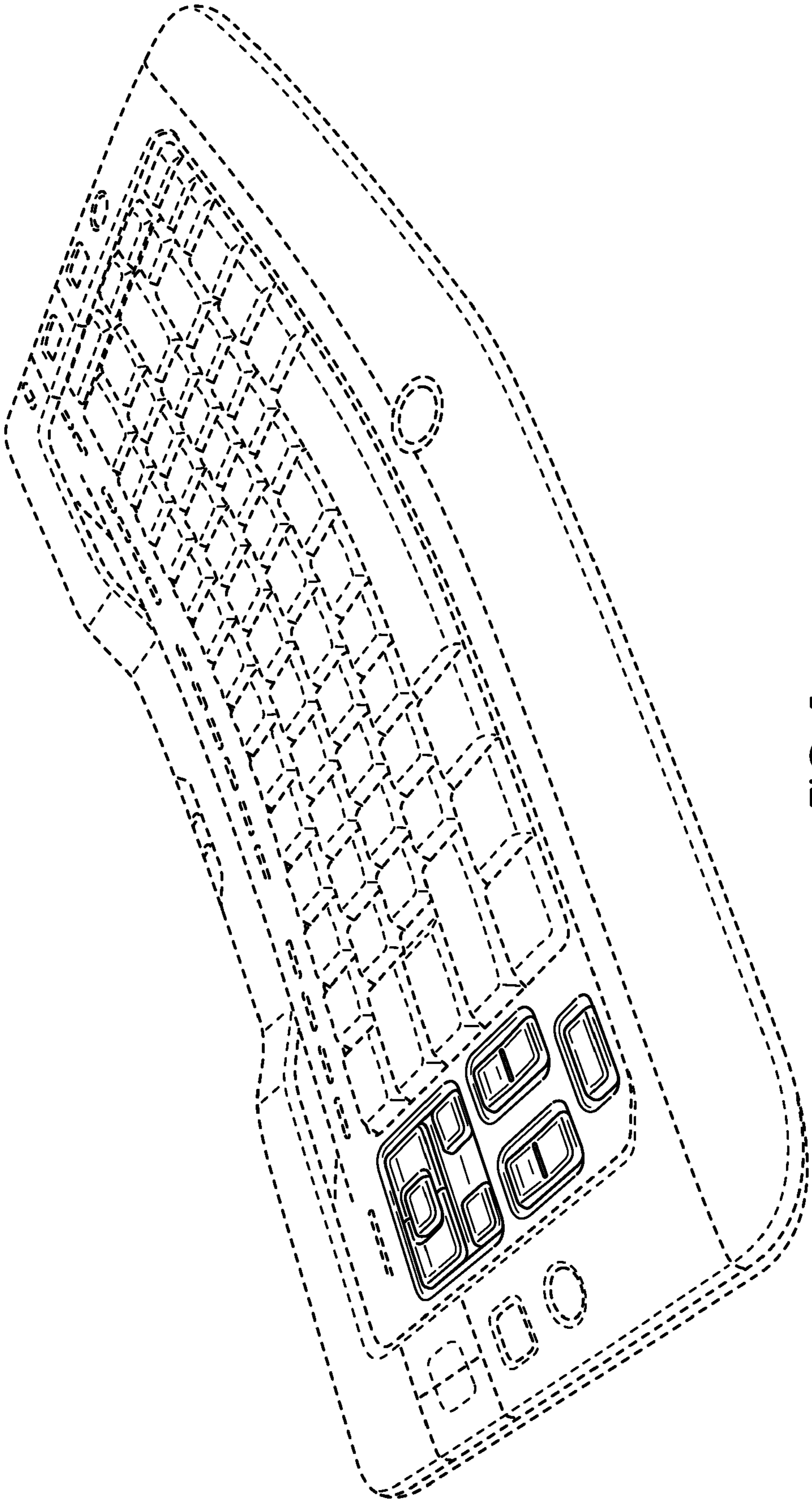


FIG. 1

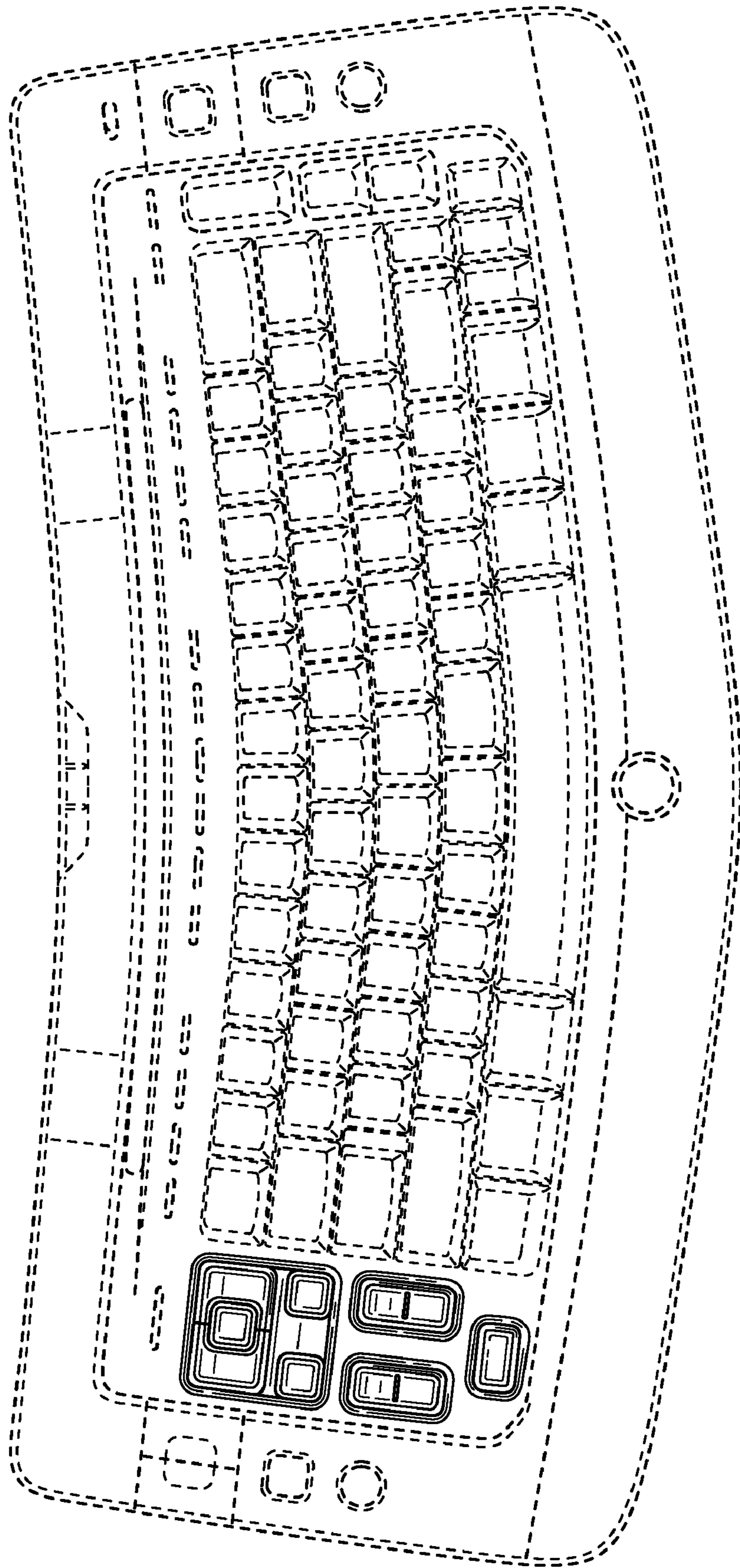


FIG. 2

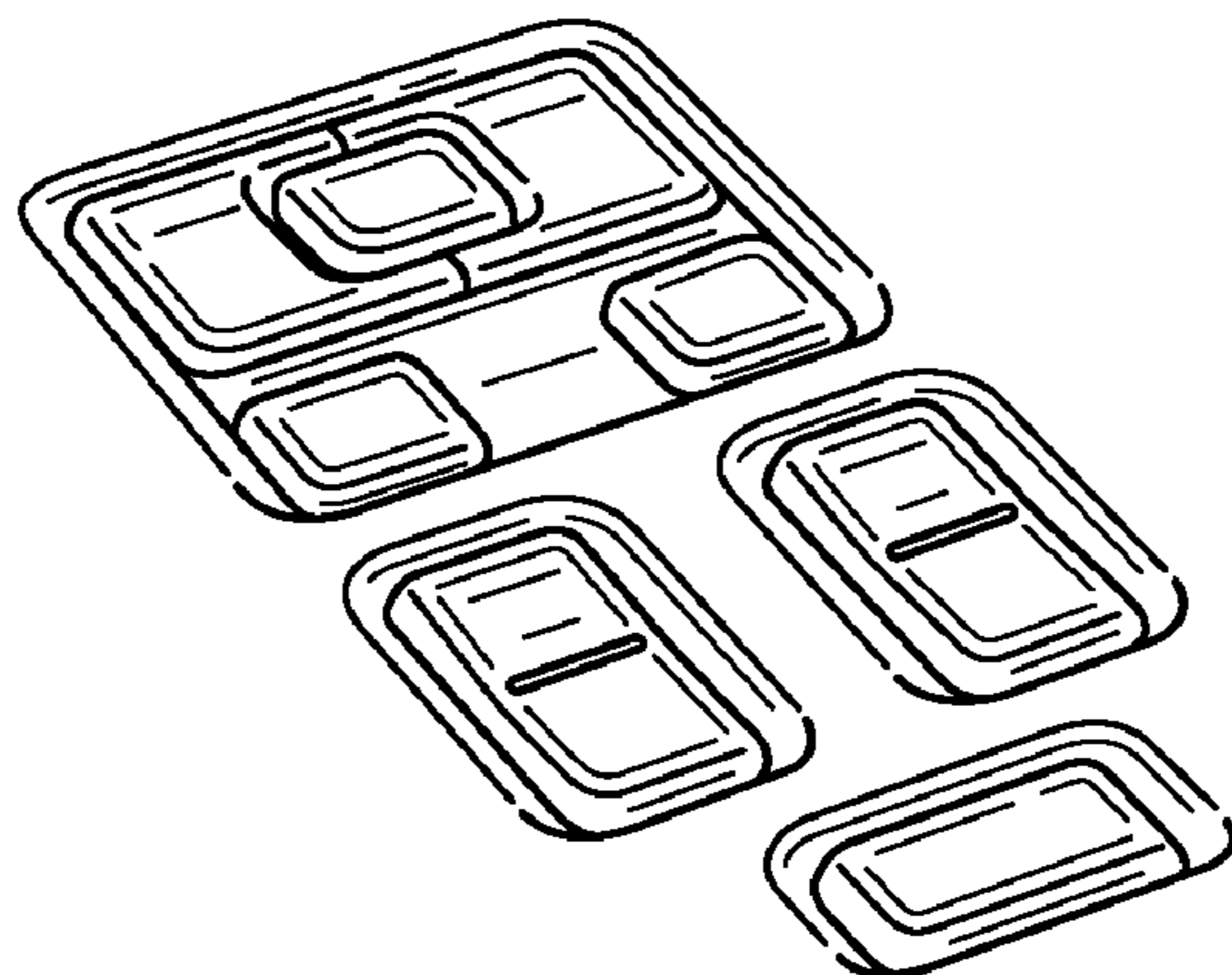


FIG. 3

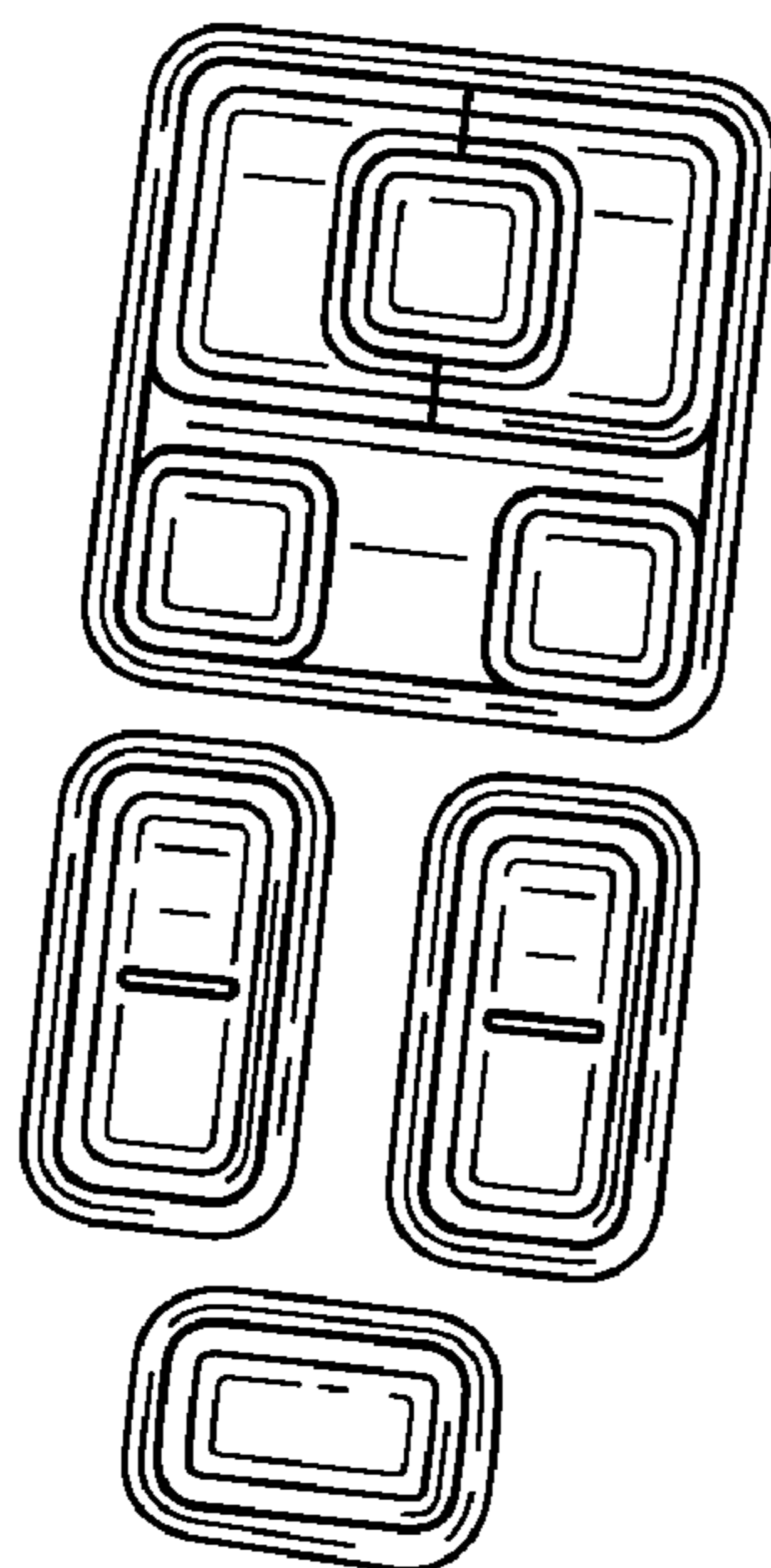


FIG. 4