(12) INTERNATIONAL APPLICATION PUBLISHED UNDER THE PATENT COOPERATION TREATY (PCT)

CORRECTED VERSION

(19) World Intellectual Property Organization
International Bureau

(43) International Publication Date
25 June 2020 (25.06.2020)

WIPO | PCT

(10) International Publication Number
WO 2020/132220 A9

(51) International Patent Classification:
C07K 16/24 (2006.01)

(21) International Application Number:
PCT/US2019/067435

(22) International Filing Date:
19 December 2019 (19.12.2019)

(25) Filing Language: English

(26) Publication Language: English

(30) Priority Data:
62/784,316 21 December 2018 (21.12.2018) US

(71) Applicant: **23ANDME, INC.** [US/US]; 223 North Mathilda Ave., Sunnyvale, California 94086 (US).

(72) Inventors: **LEE, Chingwei Vivian**; c/o 23ANDME, INC., 223 North Mathilda Ave., Sunnyvale, California 94086 (US). **FUH-KELLY, Germaine**; c/o 23ANDME, INC., 223 North Mathilda Ave., Sunnyvale, California 94086 (US). **SCHARF, Louise**; c/o 23ANDME, INC., 223 North Mathilda Ave., Sunnyvale, California 94086 (US). **THAI, Tina**; c/o 23ANDME, INC., 223 North Mathilda Ave., Sunnyvale, California 94086 (US). **PATEL, Ashka**; c/o 23ANDME, INC., 223 North Mathilda Ave., Sunnyvale, California 94086 (US). **BHARILL, Shashank**; c/o 23ANDME, INC., 223 North Mathilda Ave., Sunnyvale, California 94086 (US). **KARRER, Erik Edward**; c/o 23ANDME, INC., 223 North Mathilda Ave., Sunnyvale, California 94086 (US).

(81) Designated States *(unless otherwise indicated, for every kind of national protection available)*: AE, AG, AL, AM, AO, AT, AU, AZ, BA, BB, BG, BH, BN, BR, BW, BY, BZ, CA, CH, CL, CN, CO, CR, CU, CZ, DE, DJ, DK, DM, DO, DZ, EC, EE, EG, ES, FI, GB, GD, GE, GH, GM, GT, HN, HR, HU, ID, IL, IN, IR, IS, JO, JP, KE, KG, KH, KN, KP, KR, KW, KZ, LA, LC, LK, LR, LS, LU, LY, MA, MD, ME, MG, MK, MN, MW, MX, MY, MZ, NA, NG, NI, NO, NZ, OM, PA, PE, PG, PH, PL, PT, QA, RO, RS, RU, RW, SA, SC, SD, SE, SG, SK, SL, SM, ST, SV, SY, TH, TJ, TM, TN, TR, TT, TZ, UA, UG, US, UZ, VC, VN, ZA, ZM, ZW.

(84) Designated States *(unless otherwise indicated, for every kind of regional protection available)*: ARIPO (BW, GH, GM, KE, LR, LS, MW, MZ, NA, RW, SD, SL, ST, SZ, TZ, UG, ZM, ZW), Eurasian (AM, AZ, BY, KG, KZ, RU, TJ, TM), European (AL, AT, BE, BG, CH, CY, CZ, DE, DK, EE, ES, FI, FR, GB, GR, HR, HU, IE, IS, IT, LT, LU, LV, MC, MK, MT, NL, NO, PL, PT, RO, RS, SE, SI, SK, SM, TR), OAPI (BF, BJ, CF, CG, CI, CM, GA, GN, GQ, GW, KM, ML, MR, NE, SN, TD, TG).

Declarations under Rule 4.17:
— *as to applicant's entitlement to apply for and be granted a patent (Rule 4.17(ii))*

(54) Title: ANTI-IL-36 ANTIBODIES AND METHODS OF USE THEREOF

FIG. 3A

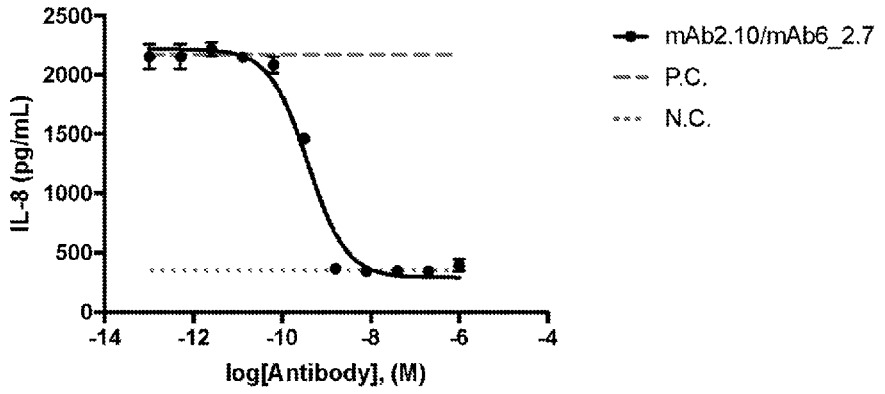

(57) **Abstract:** The present invention provides binding proteins, such as antibodies and antigen-binding fragments, which specifically bind to human IL-36 cytokines, IL-36α, IL-36β, and/or IL-36γ, and block the IL-36 stimulated signaling pathways. Compositions comprising such binding proteins and methods of making and using such binding proteins are also provided.

WO 2020/132220 A9

[Continued on next page]

Published:
— *with international search report (Art. 21(3))*
— *with sequence listing part of description (Rule 5.2(a))*

(48) Date of publication of this corrected version:
10 September 2020 (10.09.2020)

(15) Information about Correction:
see Notice of 10 September 2020 (10.09.2020)

ANTI-IL-36 ANTIBODIES AND METHODS OF USE THEREOF

FIELD OF THE INVENTION

[0001] The present disclosure relates generally to binding proteins, such as antibodies and antigen-binding fragments, which bind to IL-36α, IL-36β, and/or IL-36γ, and methods of using such binding proteins.

REFERENCE TO SEQUENCE LISTING

[0002] The official copy of the Sequence Listing is submitted concurrently with the specification as an ASCII formatted text file via EFS-Web, with a file name of "09402-004WO1_SeqList_ST25.txt", a creation date of December 9, 2019, and a size of 1,386,645 bytes. The Sequence Listing filed via EFS-Web is part of the specification and is incorporated in its entirety by reference herein.

BACKGROUND OF THE INVENTION

[0003] The interleukin-1 (IL-1) family of cytokine ligands and receptors is associated with inflammation, autoimmunity, immune regulation, cell proliferation, and host defense and contributes to the pathology of inflammatory, autoimmune, immune regulatory, degenerative, and cell proliferative (e.g., cancer) diseases and disorders and its cytokine and receptors serve as pathogenic mediators of such diseases and disorders. See, e.g., Cecilia Garlanda et al., Immunity 39:1003-1018 (2013). The IL-1 family of cytokines includes the pro-inflammatory cytokines, interleukin-36 alpha (IL-36 alpha or IL-36α), interleukin-36 beta (IL-36β or IL-36b), and interleukin-36 gamma (IL-36 gamma or IL-36γ). Each of these IL-36 cytokines serves as a ligand capable of binding to the cognate receptor IL-36R (also referred to as "IL1RL2") that is expressed on the surface of certain cells, including cells of skin, esophagus, tonsil, lung, gut, brain, and immune cells including T cells. Upon binding of an IL-36 cytokine to IL-36R, an accessory protein co-receptor, IL1RAP, is recruited to form a ternary complex comprising the IL-36 cytokine, IL-36R, and IL1RAP. This ternary complex facilitates intracellular signal transduction and activation of a set of transcription factors, including NF-κB and AP-1, and mitogen-activated protein kinases, which trigger a cascade of inflammatory and immune responses, including the downstream production of numerous cytokines, chemokines, enzymes, and adhesion molecules, including IFN-γ, TNFα, IL-1α, IL-1β, IL-6, IL-8, IL-12, IL-23, CXCL1, CXCL8, and CCL20.

[0004] The IL-36 cytokines, IL-36α, IL-36β, and IL-36γ, are known to be highly expressed in several tissues, including skin and internal epithelial tissues that have been exposed to pathogens. For example, expression of IL-36α, IL-36β and IL-36γ is

significantly up-regulated in TNF-α-stimulated human keratinocytes (Carrier, et al. (2011) Journal of Investigative Dermatology), and IL-36γ mRNAs are overexpressed in psoriasis skin lesions (D'Erme, et al. (2015) Journal of Investigative Dermatology). Elevated IL-36α mRNA and protein expression also have been observed in chronic kidney disease (Ichii et al, Lab Invest., 90(3): 459-475 (2010)). Additionally, murine bone marrow-derived dendritic cells (BMDCs) and CD4+ T cells respond to IL-36α, IL-36β, and IL-36γ by producing proinflammatory cytokines (e.g., IL-12, IL-1β, IL-6, TNF-α, and IL-23) thereby inducing a proinflammatory effect more potently than other IL-1 cytokines (Vigne et al, Blood, 118(22): 5813-5823 (2011)).

[0005] Transgenic mice overexpressing IL-36α in keratinocytes exhibit a transient inflammatory skin disorder at birth that renders mice highly susceptible to a 12-0-tetradecanoylphorbol 13-acetate-induced skin pathology resembling human psoriasis (Blumberg et al, J. Exp. Med., 204(1 1): 2603-2614 (2007); and Blumberg et al, J. Immunol, 755(7):4354- 4362 (2010)). Furthermore, IL-36R-deficient mice are protected from imiquimod-induced psoriasiform dermatitis (Tortola et al, J. Clin. Invest., 122(11): 3965-3976 (2012)). These results strongly suggest a role for IL-36 in certain inflammatory disorders of the skin.

[0006] IL-36 cytokines are implicated in certain severe forms of psoriasis, including pustular psoriasis, generalized pustular psoriasis (GPP), and palmo-plantar pustulosis (PPP)) (see, e.g., Town, IE. and Sims, IE., Curr. Opin. Pharmacol, 12(4): 486-90 (2012); and Naik, H.B. and Cowen, E.W., Dermatol Clin., 31(3): 405-425 (2013)). Pustular psoriasis is a rare form of psoriasis characterized by white pustules surrounded by red skin. Generalized pustular psoriasis is a severe, systemic form of pustular psoriasis that has a high risk of fatality, while palmo-plantar pustulosis is a chronic form of pustular psoriasis that affects the palms of the hands and soles of the feet. Current treatments for pustular psoriasis, GPP, and PPP include oral retinoids and topical steroids, but these treatments exhibit poor efficacy and severe side effects.

SUMMARY OF THE INVENTION

[0007] The present disclosure provides antibodies that specifically bind to IL-36 cytokines with high affinity. The antibodies are capable of decreasing, inhibiting, and/or fully-blocking signaling stimulated by binding of IL-36α, IL-36β, or IL-36γ to their cognate receptor, IL-36R. The present disclosure also provides uses of the anti-IL-36 antibodies in methods of treating IL-36-mediated diseases, such as inflammatory diseases, autoimmune diseases, and cancers including, but not limited to acute generalized exanthematous pustulosis (AGEP), chronic obstructive pulmonary disease (COPD),

childhood pustular dermatosis, eczema, generalized pustular psoriasis (GPP), inflammatory bowel disease (IBD), palmoplantar pustular psoriasis (PPP), psoriasis, TNF-induced psoriasis form skin lesions in Crohn's patients, Sjogren's syndrome, and uveitis

[0008] In some embodiments, the present disclosure provides an anti-IL-36 antibody comprising (i) a first light chain hypervariable region (HVR-L1), a second light chain hypervariable region (HVR-L2), and a third light chain hypervariable region (HVR-L3), and/or (ii) a first heavy chain hypervariable region (HVR-H1), a second heavy chain hypervariable region (HVR-H2), and a third heavy chain hypervariable region (HVR-H3), wherein:

(a) HVR-L1 comprises an amino acid sequence selected from TGSSSNIGAHYDVH (SEQ ID NO: 18), TGSSSNIGAGYDVH (SEQ ID NO: 22), RASQSVSSNYLA (SEQ ID NO: 38), or RASQTIYKYLN (SEQ ID NO: 42);

(b) HVR-L2 comprises an amino acid sequence selected from SNNNRPS (SEQ ID NO: 15), GNDNRPS (SEQ ID NO: 19), GNTNRPS (SEQ ID NO: 23), GNRNRPS (SEQ ID NO: 27), SASSLQS (SEQ ID NO: 39), or AASSLQS (SEQ ID NO: 43);

(c) HVR-L3 comprises an amino acid sequence selected from QSYDYSLRGYV (SEQ ID NO: 16), QSYDYSLSGYV (SEQ ID NO: 20), QSYDYSLRVYV (SEQ ID NO: 28), QSYDYSLKAYV (SEQ ID NO: 32), QSYDISLSGWV (SEQ ID NO: 36), QQTYSYPPT (SEQ ID NO: 40), or QQSSIPYT (SEQ ID NO: 44);

(d) HVR-H1 comprises an amino acid sequence selected from SAYAMHW (SEQ ID NO: 46), STSSYYW (SEQ ID NO: 50), SSTSYYW (SEQ ID NO: 54), GSRSYYW (SEQ ID NO: 58), STYAMSW (SEQ ID NO: 62), TSSNYYW (SEQ ID NO: 66), SSYGMH (SEQ ID NO: 70), SNYAIS (SEQ ID NO: 74), TSTNYYW (SEQ ID NO: 82), TSSNAYW (SEQ ID NO: 86), TASNYYW (SEQ ID NO: 90), TASNTYW (SEQ ID NO: 106), SDSSYYW (SEQ ID NO: 122), SESSYYW (SEQ ID NO: 126), STSSDYW (SEQ ID NO: 130), SNSSYYW (SEQ ID NO: 134), STSSYHW (SEQ ID NO: 142), SRSSYYW (SEQ ID NO: 146), XXXNXYX (SEQ ID NO: 251) wherein X at position 1 is T, D, E, or N; X at position 2 is S, A, E, G, K, Q, R, or T; X at position 3 is S, A, D, E, G, N, P, Q, or T; X at position 5 is Y, A, E, G, H, M, N, Q, S, T, or V; X at position 7 is W, F, I, V, or Y, or XXXXXXW (SEQ ID NO: 336) wherein X at position 1 is S or D; X at position 2 is T, A, D, E, G, H, K, N, P, Q, R, or S; X at position 3 is S, D, E, G, K, N, P, or R; X at position 4 is S, G, K, N, or P; X at position 5 is Y, A, D, E, G, H, M, N, Q, S, T, V, or W; X at position 6 is Y, A, F, G, H, M, N, or Q;

(e) HVR-H2 comprises an amino acid sequence selected from VISYDGTNEYYAD (SEQ ID NO: 47), SIYYTGNTYYNP (SEQ ID NO: 51),

SIHYSGNTYYNP (SEQ ID NO: 55), SIHYSGTTYYNP (SEQ ID NO: 59), GISGGSGYTYYAD (SEQ ID NO: 63), SIDYTGSTYYNP (SEQ ID NO: 67), VISYGGSERYYAD(SEQ ID NO: 71), GILPILGTVDYAQ (SEQ ID NO: 75), NIDYTGSTYYNA (SEQ ID NO: 83), SIDYTGSTAYNP (SEQ ID NO: 87), SIDYTGSTYYNT(SEQ ID NO: 91), SIDYTGSTYYEP (SEQ ID NO: 99), SIDYTGSTYYEP (SEQ ID NO: 103), SIDYTGSTYYQP (SEQ ID NO: 119), SIYYTGNTYYNS (SEQ ID NO: 123), SIYYTGNTYYLP (SEQ ID NO: 131), SIYYTGNTYYMP(SEQ ID NO: 143), SIYYTGNTYYWP(SEQ ID NO: 147), SIYYTGETYYAP (SEQ ID NO: 151), XXDXXXXXXYXX (SEQ ID NO: 284) wherein X at position 1 is S, N, or T; X at position 2 is I, M, or V; X at position 4 is Y, or H; X at position 5 is T, H, L, or N; X at position 6 is G, A, D, E, H, K, N, Q, R, S, or T; X at position 7 is S, A, D, Q, or T; X at position 8 is T, A, D, or E; X at position 9 is Y, A, F, Q, S, or W; X at position 11 is N, D, E, H, P, or Q; X at position 12 is P, A, or E, or XXXXXXXXXYXP (SEQ ID NO: 379) wherein X at position 1 is S, F, I, M, or Q; X at position 2 is I, A, G, L, R, S, T, or V; X at position 3 is Y, A, D, E, F, G, H, K, L, M, N, P, Q, R, S, T, or W; X at position 4 is Y, A, D, E, F, G, H, K, N, P, Q, R, S, T, or W; X at position 5 is T, D, E, K, N, P, or Q; X at position 6 is G or Q; X at position 7 is N, D, E, G, H, I, K, M, P, R, or S; X at position 8 is T, A, E, F, G, H, K, P, Q, R, S, V, W, or Y; X at position 9 is Y or W; X at position 11 is N, A, D, E, K, L, M, P, Q, S or T;

(f) HVR-H3 comprises an amino acid sequence selected from ARGIRIFTSYFDS (SEQ ID NO: 48), ARVRYGVGVPRYFDP (SEQ ID NO: 52), ARVHYGGYIPRRFDH (SEQ ID NO: 56), ARVAPSYPRVFDY (SEQ ID NO: 60), ARVVTYRDPPASFDY (SEQ ID NO: 64), ARGKYYETYLGFDV (SEQ ID NO: 68), AREPWYSSRGWTGYGFDV (SEQ ID NO: 72), AREPWYRLGAFDV (SEQ ID NO: 76), ATGKYYETYLGFDV (SEQ ID NO: 84), AHGKYYETYLGFDV (SEQ ID NO: 88), ATGSYYETYLGFDV (SEQ ID NO: 100), ATGNYYETYLGFDV (SEQ ID NO: 104), ASGKYYETYLGFDV (SEQ ID NO: 112), ARGNYYETYLGFDV (SEQ ID NO: 120), AGVRYGVGVPRYFDP (SEQ ID NO: 128), SRVRYGVGVPRYFDP (SEQ ID NO: 132), VRVRYGVGVPRYFDP (SEQ ID NO: 144), TRVRYGVGVPRYFDP (SEQ ID NO: 148), ARLRYGVGVPRYFDP (SEQ ID NO: 152), ARVKYGVGVPRYFDP (SEQ ID NO: 156), ARVRYGVGVPRHFDP (SEQ ID NO: 160), AXGXYYXTYLGFDV (SEQ ID NO: 322) wherein X at position 2 is R, A, E, G, H, M, N, Q, S, T, or Y; X at position 4 is K, A, or S; X at position 7 is E or T, or XXXXXGXXVPRXFDP (SEQ ID NO: 462) wherein X at position 1 is A or V; X at position 2 is R, A, G, N, Q, or T; X at position 3 is V, A, F, I, K, L, M, Q, or S; X at position 4 is R, A, I, K, L, M, P, Q , S, T, or V; X at position 5 is Y, H, I, L, or V; X at position 7 is V, A, F, G, K, M, N, Q, R, S, T, W, or Y; X at position 8 is G, N, R, S, or T; X at position 12 is Y, F, H, I, L, M, Q, or R.

[0009] In some embodiments, the anti-IL-36 antibody comprises:

(a) HVR-L1 comprising the amino acid sequence of SEQ ID NO: 18;

(b) HVR-L2 comprising the amino acid sequence of SEQ ID NO: 19; and

(c) HVR-L3 comprising the amino acid sequence of SEQ ID NO: 20.

[0010] In some embodiments, the anti-IL-36 antibody comprises:

(d) HVR-H1 comprises the amino acid sequence selected from SEQ ID NO: 66, 82, 86, 90, or 252-283;

(e) HVR-H2 comprises the amino acid sequence selected from SEQ ID NO: 67, 83, 87, 91, 99, 103, 119, or 285-321; and

(f) HVR-H3 comprises the amino acid sequence selected from SEQ ID NO: 68, 84, 88, 100, 104, 112, 120, or 323-335.

[0011] In some embodiments, the anti-IL-36 antibody comprises:

(d) HVR-H1 comprises an amino acid sequence selected from SEQ ID NO: 50, 122, 126, 130, 134, 138, 142, 146, or 337-378;

(e) HVR-H2 comprises an amino acid sequence selected from SEQ ID NO: 51, 123, 131, 143, 147, 151, or 380-461; and

(f) HVR-H3 comprises an amino acid sequence selected from SEQ ID NO: 52, 128, 132, 144, 148, 152, 156, 160, or 463-513.

[0012] In some embodiments, the anti-IL-36 antibody comprises:

(a) HVR-L1 comprises the amino acid sequence of SEQ ID NO: 18;

(b) HVR-L2 comprises the amino acid sequence of SEQ ID NO: 19;

(c) HVR-L3 comprises the amino acid sequence of SEQ ID NO: 20;

(d) HVR-H1 comprises the amino acid sequence selected from SEQ ID NO: 66, 82, 86, 90, or 252-283;

(e) HVR-H2 comprises the amino acid sequence selected from SEQ ID NO: 67, 83, 87, 91, 99, 103, 119, or 285-321; and

(f) HVR-H3 comprises the amino acid sequence selected from SEQ ID NO: 68, 84, 88, 100, 104, 112, 120, or 323-335.

[0013] In some embodiments, the anti-IL-36 antibody comprises:

(a) HVR-L1 comprises the amino acid sequence of SEQ ID NO: 18;

(b) HVR-L2 comprises the amino acid sequence of SEQ ID NO: 19;

(c) HVR-L3 comprises the amino acid sequence of SEQ ID NO: 20;

(d) HVR-H1 comprises an amino acid sequence selected from SEQ ID NO: 50, 122, 126, 130, 134, 138, 142, 146, or 337-378;

(e) HVR-H2 comprises an amino acid sequence selected from SEQ ID NO: 51, 123, 131, 143, 147, 151, or 380-461; and

(f) HVR-H3 comprises an amino acid sequence selected from SEQ ID NO: 52, 128, 132, 144, 148, 152, 156, 160, or 463-513.

[0014] In some embodiments, the anti-IL-36 antibody comprises a light chain variable domain (V_L) amino acid sequence having at least 90% identity to a sequence selected from SEQ ID NO: 13, 17, 21, 25, 29, 33, 37, 41, 77, or 78; and/or a heavy chain variable domain (V_H) amino acid sequence having at least 90% identity to a sequence selected from SEQ ID NO: 45, 49, 53, 57, 61, 65, 69, 73, 79, 80, 81, 85, 89, 93, 97, 101, 105, 109, 113, 117, 121, 125, 129, 133, 137, 141, 145, 149, 153, 157, 161, or 165. In some embodiments, the anti-IL-36 antibody comprises a light chain variable domain (V_L) amino acid sequence selected from SEQ ID NO: 13, 17, 21, 25, 29, 33, 37, 41, 77, or 78; and/or a heavy chain variable domain (V_H) amino acid sequence selected from SEQ ID NO: 45, 49, 53, 57, 61, 65, 69, 73, 79, 80, 81, 85, 89, 93, 97, 101, 105, 109, 113, 117, 121, 125, 129, 133, 137, 141, 145, 149, 153, 157, 161, or 165.

[0015] In some embodiments, the anti-IL-36 antibody comprises a light chain variable domain (V_L) amino acid sequence having at least 90% identity to SEQ ID NO: 17 or 77; and/or a heavy chain variable domain (V_H) amino acid sequence having at least 90% identity to a sequence selected from SEQ ID NO: 49, 65, 79, 80, 81, 85, 89, 93, 97, 101, 105, 109, 113, 117, 121, 125, 129, 133, 137, 141, 145, 149, 153, 157, 161, or 165. In some embodiments, the anti-IL-36 antibody comprises a light chain variable domain (V_L) amino acid sequence of SEQ ID NO: 17 or 77; and/or a heavy chain variable domain (V_H) amino acid sequence selected from SEQ ID NO: 49, 65, 79, 80, 81, 85, 89, 93, 97, 101, 105, 109, 113, 117, 121, 125, 129, 133, 137, 141, 145, 149, 153, 157, 161, or 165.

[0016] In some embodiments, the anti-IL-36 antibody comprises a light chain variable domain (V_L) amino acid sequence having at least 90% identity to SEQ ID NO: 17 or 77; and/or a heavy chain variable domain (V_H) amino acid sequence having at least 90% identity to a sequence selected from SEQ ID NO: 65, 80, 81, 85, 89, 93, 97, 101, 105, 109, 113, or 117. In some embodiments, the anti-IL-36 antibody comprises a light chain variable domain (V_L) amino acid sequence of SEQ ID NO: 17 or 77; and/or a heavy chain variable domain (V_H) amino acid sequence selected from SEQ ID NO: 65, 80, 81, 85, 89, 93, 97, 101, 105, 109, 113, or 117.

[0017] In some embodiments, the anti-IL-36 antibody comprises a light chain variable domain (V_L) amino acid sequence having at least 90% identity to SEQ ID NO: 17 or 77; and/or a heavy chain variable domain (V_H) amino acid sequence having at least 90% identity to a sequence selected from SEQ ID NO: 49, 79, 121, 125, 129, 133, 137, 141, 145, 149, 153, 157, 161, or 165. In some embodiments, the anti-IL-36 antibody comprises a light chain variable domain (V_L) amino acid sequence of SEQ ID NO: 17 or

77; and/or a heavy chain variable domain (V_H) amino acid sequence selected from SEQ ID NO: 49, 79, 121, 125, 129, 133, 137, 141, 145, 149, 153, 157, 161, or 165.

[0018] In some embodiments, the anti-IL-36 antibody comprises a light chain (LC) amino acid sequence having at least 90% identity to SEQ ID NO: 169 or 242; and/or a heavy chain (HC) amino acid sequence having at least 90% identity to a sequence selected from SEQ ID NO: 170 – 202, 248, 249, or 250. In some embodiments, the anti-IL-36 antibody comprises a light chain (LC) amino acid sequence of SEQ ID NO: 169 or 242; and/or a heavy chain (HC) amino acid sequence selected from SEQ ID NO: 170 – 202, 248, 249, or 250.

[0019] In some embodiments, the anti-IL-36 antibody comprises a light chain (LC) amino acid sequence having at least 90% identity to SEQ ID NO: 169 or 242; and/or a heavy chain (HC) amino acid sequence having at least 90% identity to a sequence selected from SEQ ID NO: 518 - 616, and 743 - 751. In some embodiments, the anti-IL-36 antibody comprises a light chain (LC) amino acid sequence of SEQ ID NO: 169 or 242; and/or a heavy chain (HC) amino acid sequence of SEQ ID NO: 518 - 616, and 743 - 751.

[0020] In some embodiments, the anti-IL-36 antibody comprises a light chain (LC) amino acid sequence having at least 90% identity to SEQ ID NO: 169 or 242; and/or a heavy chain (HC) amino acid sequence having at least 90% identity to a sequence selected from SEQ ID NO: 203 - 241. In some embodiments, the anti-IL-36 antibody comprises a light chain (LC) amino acid sequence having of SEQ ID NO: 169 or 242; and/or a heavy chain (HC) amino acid sequence selected from SEQ ID NO: 203 - 241.

[0021] In some embodiments, the anti-IL-36 antibody comprises a light chain (LC) amino acid sequence having at least 90% identity to SEQ ID NO: 169 or 242; and/or a heavy chain (HC) amino acid sequence having at least 90% identity to a sequence selected from SEQ ID NO: 617-733. In some embodiments, the anti-IL-36 antibody comprises a light chain (LC) amino acid sequence having of SEQ ID NO: 169 or 242; and/or a heavy chain (HC) amino acid sequence selected from SEQ ID NO: 617-733.

[0022] In some embodiments, the present disclosure provides an anti-IL-36 antibody wherein the antibody is a multispecific antibody comprising:

(a) a pair of light chains each comprising: HVR-L1 sequence of SEQ ID NO: 18; HVR-L2 sequence of SEQ ID NO: 19; and HVR-L3 sequence of SEQ ID NO: 20;

(b) a heavy chain comprising: HVR-H1 sequence selected from SEQ ID NOs: 66, 82, 86, 90, or 106; HVR-H2 sequence selected from SEQ ID NOs: 67, 83, 87, 91, 99, 103, or 119; and HVR-H3 sequence selected from SEQ ID NOs: 68, 84, 88, 100, 104, 112, or 120; and

(c) a heavy chain comprising: HVR-H1 sequence selected from SEQ ID NOs: 50,

122, 126, 130, 134, 142, or 146; HVR-H2 sequence selected from SEQ ID NOs: 51, 123, 127, 131, 135, 139, 143, 147, or 151; and HVR-H3 comprises an amino acid sequence selected from SEQ ID NOs: 52, 128, 132, 144, 148, 152, 156, or 160.

[0023] In some embodiments, the multispecific antibody comprises:

one of the heavy chains comprising an amino acid substitution T366W, and the other heavy chain comprising amino acid substitutions T366S, L368A and Y407V.

[0024] In some embodiments, the multispecific antibody comprises:

(a) a pair of light chains each comprising a light chain variable domain (V_L) amino acid sequence of SEQ ID NO: 17 or 77;

(b) a heavy chain comprising a heavy chain variable domain (V_H) amino acid sequence selected from SEQ ID NO: 65, 80, 81, 85, 89, 93, 97, 101, 105, 109, 113, or 117; and

(c) a heavy chain comprising a heavy chain variable domain (V_H) amino acid sequence selected from SEQ ID NO: 49, 79, 121, 125, 129, 133, 137, 141, 145, 149, 153, 157, 161, or 165.

[0025] In some embodiments, the multispecific antibody comprises:

(a) a pair of light chain (LC) amino acid sequences of SEQ ID NO: 169 and 242;

(b) a heavy chain (HC) amino acid sequence selected from SEQ ID NO: 171, 174,177, 180, 183, 186, 189, 192, 195, 198, 201, 249, 521, 522, 523, 530, 531, 532, 539, 540, 541, 548, 549, 550, 557, 558, 559, 566, 567, 568, 575, 576, 577, 584, 585, 586, 593, 594, 595, 602, 603, 604, 611, 612, and 613; and

(c) a heavy chain (HC) amino acid sequence selected from SEQ ID NO: 208, 211, 214, 217, 220, 223, 226, 229, 232, 235, 238, 241, 632, 633, 634, 641, 642, 643, 650, 651, 652, 659, 660, 661, 668, 669, 670, 677, 678, 679, 686, 687, 688, 695, 696, 697, 704, 705, 706, 713, 714, 715, 722, 723, 724, 731, 732, and 733.

[0026] In some embodiments, the multispecific antibody comprises:

(a) a pair of light chain (LC) amino acid sequences of SEQ ID NO: 169 and 242;

(b) a heavy chain (HC) amino acid sequence selected from SEQ ID NO: 172, 175, 178, 181, 184, 187, 190, 193, 196, 199, 202, 250, 524, 525, 526, 533, 534, 535, 542, 543, 544, 551, 552, 553, 560, 561, 562, 569, 570, 571, 578, 579, 580, 587, 588, 589, 596, 597, 598, 605, 606, 607, 614, 615, 616, 749, 750, and 751; and

(c) a heavy chain (HC) amino acid sequence selected from SEQ ID NO: 207, 210, 213, 216, 219, 222, 225, 228, 231, 234, 237, 240, 629, 630, 631, 638, 639, 640, 647, 648, 649, 656, 657, 658, 665, 666, 667, 674, 675, 676, 683, 684, 685, 692, 693, 694, 701, 702, 703, 710, 711, 712, 719, 720, 721, 728, 729, and 730.

[0027] In some embodiments, the present disclosure provides a multispecific anti-IL-36 antibody, wherein the antibody comprises a pair of light chain (LC) amino acid

sequences of SEQ ID NO: 169; a heavy chain (HC) amino acid sequence selected from SEQ ID NO: 192, 584, 585, and 586; and a heavy chain (HC) amino acid sequence selected from SEQ ID NO: 235, 713, 714, and 715.

[0028] In various embodiments of the anti-IL-36 antibodies provided by the present disclosure, the antibody is characterized by one or more of the following properties:

(a) binds to hu-IL-36α, hu-IL-36-β, and/or hu-IL-36-γ with a binding affinity of 1 x 10^{-8} M or less, 1 x 10^{-9} M or less, 1 x 10^{-10} M or less, or 1 x 10^{-11} M or less; optionally, wherein the antibody is multispecific;

(b) binds to hu-IL-36α and hu-IL-36-γ with a binding affinity of 1 x 10^{-8} M or less, 1 x 10^{-9} M or less, 1 x 10^{-10} M or less, or 1 x 10^{-11} M or less;

(c) binds to hu-IL-36-β with a binding affinity of 1 x 10^{-8} M or less, 1 x 10^{-9} M or less, 1 x 10^{-10} M or less, or 1 x 10^{-11} M or less;

(d) is multispecific and comprises a specificity for IL-36α and/or IL-36γ in one arm, and a specificity for IL-36β in the other arm; optionally, wherein one arm binds to hu-IL-36α and hu-IL-36-γ with a binding affinity of 1 x 10^{-8} M or less, 1 x 10^{-9} M or less, 1 x 10^{-10} M or less, or 1 x 10^{-11} M or less, and the other arm binds to hu-IL-36-β with a binding affinity of 1 x 10^{-8} M or less, 1 x 10^{-9} M or less, 1 x 10^{-10} M or less, or 1 x 10^{-11} M or less;

(e) decreases an intracellular signal stimulated by IL-36α, IL-36β, and/or IL-36γ by at least 90%, at least 95%, at least 99%, or 100%; optionally, wherein at an IL-36α, IL-36β, and/or IL-36γ concentration of about EC_{50} the antibody has an IC_{50} of 10 nM or less, 5 nM or less, or 1 nM or less; optionally, wherein the antibody is multispecific;

(f) inhibits release of IL-8 from primary human keratinocytes (PHKs) stimulated by IL-36α, IL-36β, and/or IL-36γ, optionally, wherein at an IL-36α, IL-36β, and/or IL-36γ concentration of about EC_{50} the antibody has an IC_{50} of 10 nM or less, 5 nM or less, or 1 nM or less; optionally, wherein the antibody is multispecific; and/or

(g) cross-reacts with an IL-36α, IL-36β, or IL-36γ of cynomolgus monkey of SEQ ID NO: 5, 6, or 7; optionally, wherein the antibody is multispecific.

[0029] The present disclosure also provides embodiments of the anti-IL-36 antibody, wherein: (i) the antibody is a monoclonal antibody; (ii) the antibody is a human, humanized, or chimeric antibody; (iii) the antibody is a full length antibody of class IgG, optionally, wherein the class IgG antibody has an isotype selected from IgG1, IgG2, IgG3, and IgG4; (iv) the antibody is an Fc region variant, optionally an Fc region variant that alters effector function (e.g., a variant resulting in an effectorless antibody), or an Fc region variant the alters antibody half-life; (v) the antibody is an antibody fragment, optionally selected from the group consisting of $F(ab')_2$, Fab', Fab, Fv, single domain

antibody (VHH), and scFv; (vi) the antibody is an immunoconjugate, optionally, wherein the immunoconjugate comprises a therapeutic agent for treatment of an IL-36-mediated disease; (vii) the antibody is a multi-specific antibody, optionally a multispecific antibody; and (viii) the antibody is a synthetic antibody, wherein the HVRs are grafted onto a scaffold or framework other than an immunoglobulin scaffold or framework; optionally, a scaffold selected from an alternative protein scaffold and an artificial polymer scaffold.

[0030] In other embodiments, the present disclosure provides isolated nucleic acids encoding the anti-IL-36 antibodies disclosed herein. In some embodiments, the present disclosure also provides a host cell comprising a nucleic acid encoding an anti-IL-36 antibody as disclosed herein. The disclosure also provides a method of producing an anti-IL-36 antibody, wherein the method comprises culturing a host cell comprising a nucleic acid (or vector) encoding an anti-IL-36 antibody so that an antibody is produced.

[0031] In some embodiments, the disclosure provides a pharmaceutical composition comprising an anti-IL-36 antibody as disclosed herein and a pharmaceutically acceptable carrier. In some embodiments, the pharmaceutical composition comprises an anti-IL-36 antibody as the sole active agent; optionally, wherein the anti-IL-36 antibody is a multispecific antibody comprising a specificity for IL-36α and/or IL-36γ in one arm, and a specificity for IL-36β in the other arm. In some embodiments, the pharmaceutical composition further comprises a therapeutic agent for treatment of an IL-36-mediated disease or condition.

[0032] In some embodiments, the present disclosure provides a method of treating an IL-36-mediated disease or condition in a subject, comprising administering to the subject a therapeutically effective amount of an anti-IL-36 antibody as disclosed herein, or a therapeutically effective amount of a pharmaceutical composition of an anti-IL-36 antibody as disclosed herein. In some embodiments, the uses and methods of treatment comprise administering a pharmaceutical composition comprising an anti-IL-36 antibody as the sole active agent; optionally, wherein the anti-IL-36 antibody is a multispecific antibody comprising a specificity for IL-36α and/or IL-36γ in one arm, and a specificity for IL-36β in the other arm.

[0033] In some embodiments of the uses and methods of treatment disclosed herein, the IL-36-mediated disease is selected from an inflammatory disease, an autoimmune disease, and a cancer. In some embodiments, the IL-36-mediated disease is selected from: acne due to epidermal growth factor receptor inhibitors, acne and suppurative hidradenitis (PASH), acute generalized exanthematous pustulosis (AGEP), amicrobial pustulosis of the folds, amicrobial pustulosis of the scalp/leg, amicrobial subcorneal pustulosis, aseptic abscess syndrome, Behçet's disease, bowel bypass syndrome,

chronic obstructive pulmonary disease (COPD), childhood pustular dermatosis, Crohn's disease, deficiency of the interleukin-1 receptor antagonist (DIRA), deficiency of interleukin-36 receptor antagonist (DITRA), eczema, generalized pustular psoriasis (GPP), erythema elevatum diutinum, hidradenitis suppurativa, IgA pemphigus, inflammatory bowel disease (IBD), neutrophilic panniculitis, palmoplantar pustular psoriasis (PPP), psoriasis, psoriatic arthritis, pustular psoriasis (DIRA, DITRA), pyoderma gangrenosum, pyogenic arthritis pyoderma gangrenosum and acne (PAPA), pyogenic arthritis pyoderma gangrenosum acne and suppurative hidradenitis (PAPASH), rheumatoid neutrophilic dermatosis, synovitis acne pustulosis hyperostosis and osteitis (SAPHO), TNF-induced psoriasis form skin lesions in Crohn's patients, Sjogren's syndrome, Sweet's syndrome, systemic lupus erythematosus (SLE), ulcerative colitis, and uveitis. In some embodiments, the IL-36-mediated disease is selected from generalized pustular psoriasis (GPP), palmoplantar pustular psoriasis (PPP), and psoriasis. In some embodiments, the IL-36-mediated disease is a cancer; optionally, a cancer selected from breast cancer, colorectal cancer, non-small cell lung cancer, and pancreatic cancer.

BRIEF DESCRIPTION OF THE FIGURES

[0034] FIG. 1A, FIG. 1B, and **FIG. 1C** depict plots of results for the yeast display-derived anti-hu-IL-36 antibodies mAb2.0 and mAb6.0 in inhibition assays of IL-36-stimulated intracellular signaling in the HaCat human keratinocyte cell line. **FIG. 1A**: mAb2.0 inhibition of IL-36α stimulation ([IL-36α] = 1.2 nM) of HaCat cells; IC_{50} = 0.28nM. **FIG. 1B**: mAb6.0 inhibition of IL-36β stimulation ([IL-36β] = 0.175 nM) of HaCat cells; IC_{50} = 0.082 nM. **FIG. 1C**: mAb2.0 inhibition of IL-36γ stimulation ([IL-36γ] = 4 nM) of HaCat cells; IC_{50} = 1.23 nM. All assays were performed at an agonist concentration of about EC_{50}; error bars shown are representative of the standard deviation from duplicate samples. The negative control (NC, shown as a grey, dotted line), represents cells exposed to growth medium only, while the positive control (PC, shown as a grey, dashed line) represents cells exposed to the agonist only (in the absence of antagonistic or control antibodies).

[0035] FIG. 2A, FIG. 2B, and **FIG. 2C** depict plots of results for the yeast display-derived anti-hu-IL-36 antibodies mAb2.0 and mAb6.0 in inhibition assays of IL-36-stimulated intracellular signaling in primary human neonatal pooled keratinocytes (HEKn). **FIG. 2A**: mAb2.0 inhibition of IL-36α stimulation ([IL-36α] = 1.2 nM) of HEKn cells; IC_{50} = 0.33 nM. **FIG. 2B**: mAb6.0 inhibition of IL-36β stimulation ([IL-36β] = 0.3 nM) of HEKn cells; IC_{50} = 1.75 nM. **FIG. 2C**: mAb2.0 inhibition of IL-36γ stimulation ([IL-36γ] = 7 nM) of HEKn cells; IC_{50} = 2.27 nM. All assays were performed at an agonist concentration of about

EC_{50}; error bars shown are representative of the standard deviation from duplicate samples. The negative control (NC, shown as a grey, dotted line), represents cells exposed to growth medium only, while the positive control (PC, shown as a grey, dashed line) represents cells exposed to the agonist only (in the absence of antagonistic or control antibodies).

[0036] **FIG. 3A, FIG. 3B,** and **FIG. 3C** depict plots of results for the anti-hu-IL-36 multispecific antibody mAb2.10/mAb6_2.7 in inhibition assays of IL-36-stimulated intracellular signaling in the HaCat human keratinocyte cell line. **FIG. 3A**: mAb2.10/mAb6_2.7 inhibition of IL-36α stimulation ([IL-36α] = 0.8 nM) of HaCat cells; IC_{50} = 0.38 nM. **FIG. 3B**: mAb2.10/mAb6_2.7 inhibition of IL-36β stimulation ([IL-36β] = 0.15 nM) of HaCat cells; IC_{50} = 0.13 nM. **FIG. 3C**: mAb2.10/mAb6_2.7 inhibition of IL-36γ stimulation ([IL-36γ] = 2 nM) of HaCat cells; IC_{50} = 1.1 nM. All assays were performed at an agonist concentration of about EC_{50}; error bars shown are representative of the standard deviation from duplicate samples. The negative control (NC, shown as a grey, dotted line), represents cells exposed to growth medium only, while the positive control (PC, shown as a grey, dashed line) represents cells exposed to the agonist only (in the absence of antagonistic or control antibodies).

[0037] **FIG. 4A, FIG. 4B,** and **FIG. 4C** depict plots of results for the anti-hu-IL-36 multispecific antibody mAb2.10/mAb6_2.7 in inhibition assays of IL-36-stimulated intracellular signaling in primary human adult keratinocytes (HEKa). **FIG. 4A**: mAb2.10/mAb6_2.7 inhibition of IL-36α stimulation ([IL-36α] = 1.1 nM) of HEKa cells; IC_{50} = 0.56 nM. **FIG. 4B**: mAb2.10/mAb6_2.7 inhibition of IL-36β stimulation ([IL-36β] = 0.15 nM) of HEKa cells; IC_{50} = 0.11 nM. **FIG. 4C**: mAb2.10/mAb6_2.7 inhibition of IL-36γ stimulation ([IL-36γ] = 3.6 nM) of HEKa cells; IC_{50} = 2.7 nM. All assays were performed at an agonist concentration of about EC_{50}; error bars shown are representative of the standard deviation from duplicate samples. The negative control (NC, shown as a grey, dotted line), represents cells exposed to growth medium only, while the positive control (PC, shown as a grey, dashed line) represents cells exposed to the agonist only (in the absence of antagonistic or control antibodies).

DETAILED DESCRIPTION

[0038] The present disclosure provides antibodies, including multispecific antibodies, that specifically bind human the hu-IL-36 cytokines, IL-36α, IL-36β, and IL-36γ with high affinity. The disclosed anti-IL-36 antibodies are capable of decreasing, inhibiting, and/or fully-blocking intracellular signaling by IL-36-mediated pathways, including signaling stimulated by binding of IL-36α, IL-36β, or IL-36γ to its cognate receptor, IL-36R. The present disclosure also provides uses of the anti-IL-36 antibodies in methods of treating

IL-36-mediated diseases, such as inflammatory diseases, autoimmune diseases, and cancers, specifically including, but not limited to acute generalized exanthematous pustulosis (AGEP), chronic obstructive pulmonary disease (COPD), childhood pustular dermatosis, eczema, generalized pustular psoriasis (GPP), inflammatory bowel disease (IBD), palmoplantar pustular psoriasis (PPP), psoriasis, TNF-induced psoriasis form skin lesions in Crohn's patients, Sjogren's syndrome, uveitis.

[0039] Overview of Terminology and Techniques

[0040] For the descriptions herein and the appended claims, the singular forms "a", and "an" include plural referents unless the context clearly indicates otherwise. Thus, for example, reference to "a protein" includes more than one protein, and reference to "a compound" refers to more than one compound. It is further noted that the claims may be drafted to exclude any optional element. As such, this statement is intended to serve as antecedent basis for use of such exclusive terminology as "solely," "only" and the like in connection with the recitation of claim elements, or use of a "negative" limitation. The use of "comprise," "comprises," "comprising" "include," "includes," and "including" are interchangeable and not intended to be limiting. It is to be further understood that where descriptions of various embodiments use the term "comprising," those skilled in the art would understand that in some specific instances, an embodiment can be alternatively described using language "consisting essentially of" or "consisting of."

[0041] Where a range of values is provided, unless the context clearly dictates otherwise, it is understood that each intervening integer of the value, and each tenth of each intervening integer of the value, unless the context clearly dictates otherwise, between the upper and lower limit of that range, and any other stated or intervening value in that stated range, is encompassed within the invention. The upper and lower limits of these smaller ranges may independently be included in the smaller ranges, and are also encompassed within the invention, subject to any specifically excluded limit in the stated range. Where the stated range includes one or both of these limits, ranges excluding (i) either or (ii) both of those included limits are also included in the invention. For example, "1 to 50," includes "2 to 25," "5 to 20," "25 to 50," "1 to 10," etc.

[0042] Generally, the nomenclature used herein and the techniques and procedures described herein include those that are well understood and commonly employed by those of ordinary skill in the art, such as the common techniques and methodologies described in Sambrook et al., Molecular Cloning-A Laboratory Manual (2nd Ed.), Vols. 1-3, Cold Spring Harbor Laboratory, Cold Spring Harbor, N.Y., 1989 (hereinafter "Sambrook"); Current Protocols in Molecular Biology, F. M. Ausubel et al., eds., Current Protocols, a joint venture between Greene Publishing Associates, Inc. and John Wiley &

Sons, Inc. (supplemented through 2011) (hereinafter "Ausubel"); Antibody Engineering, Vols. 1 and 2, R. Kontermann and S. Dubel, eds., Springer-Verlag, Berlin and Heidelberg (2010); Monoclonal Antibodies: Methods and Protocols, V. Ossipow and N. Fischer, eds., 2nd Ed., Humana Press (2014); Therapeutic Antibodies: From Bench to Clinic, Z. An, ed., J. Wiley & Sons, Hoboken, N.J. (2009); and Phage Display, Tim Clackson and Henry B. Lowman, eds., Oxford University Press, United Kingdom (2004).

[0043] All publications, patents, patent applications, and other documents referenced in this disclosure are hereby incorporated by reference in their entireties for all purposes to the same extent as if each individual publication, patent, patent application or other document were individually indicated to be incorporated by reference herein for all purposes.

[0044] Unless defined otherwise, all technical and scientific terms used herein have the same meaning as commonly understood by one of ordinary skill in the art to which the present invention pertains. It is to be understood that the terminology used herein is for describing particular embodiments only and is not intended to be limiting. For purposes of interpreting this disclosure, the following description of terms will apply and, where appropriate, a term used in the singular form will also include the plural form and vice versa.

[0045] "IL-36," as used herein, refers to the interleukin-36 cytokines IL-36α, IL-36β, and IL-36γ, collectively.

[0046] "IL-36α" or "IL-36a"as used herein, refers to the interleukin-36α cytokine from any species in which it occurs. "hu-IL-36α" and "cy-IL-36α" refer to the IL-36α cytokine from humans and cynomolgus monkey, respectively.

[0047] "IL-36β" or "IL-36b" as used herein, refers to the interleukin-36β cytokine from any species in which it occurs. "hu-IL-36β" and "cy-IL-36β" refer to the IL-36β cytokine from humans and cynomolgus monkey, respectively.

[0048] "IL-36γ" or "IL-36g" as used herein, refers to the interleukin-36γ cytokine from any species in which it occurs. "hu-IL-36γ" and "cy-IL-36γ" refer to the IL-36γ cytokine from humans and cynomolgus monkey, respectively.

[0049] "IL-36 mediated condition" or "IL-36 mediated disease," as used herein, encompasses any medical condition associated with aberrant function of the signaling pathways mediated by binding of any of the IL-36 cytokines, IL-36α, IL-36β, and IL-36γ, to their cognate receptor IL-36R, including but not limited to, the downstream pathways known to be stimulated by the IL-36 cytokines that result in the production of cytokines, chemokines, enzymes, and adhesion molecules, including but not limited to IFN-γ, TNFα, IL-1α, IL-1β, IL-6, IL-8, IL-12, IL-23, CXCL1, CXCL8, and CCL20. For example,

IL-36 mediated diseases can include, but are not limited to, diseases mediated by and/or responsive to antagonists or inhibitors of the IL-36 signaling pathways including inflammatory diseases, autoimmune diseases, and cancers. More specifically, IL-36 mediated diseases can include but are not limited to acne due to epidermal growth factor receptor inhibitors, acne and suppurative hidradenitis (PASH), acute generalized exanthematous pustulosis (AGEP), amicrobial pustulosis of the folds, amicrobial pustulosis of the scalp/leg, amicrobial subcorneal pustulosis, aseptic abscess syndrome, Behçet's disease, bowel bypass syndrome, chronic obstructive pulmonary disease (COPD), childhood pustular dermatosis, Crohn's disease, deficiency of the interleukin-1 receptor antagonist (DIRA), deficiency of interleukin-36 receptor antagonist (DITRA), eczema, generalized pustular psoriasis (GPP), erythema elevatum diutinum, hidradenitis suppurativa, IgA pemphigus,inflammatory bowel disease (IBD), neutrophilic panniculitis, palmoplantar pustular psoriasis (PPP), psoriasis, psoriatic arthritis, pustular psoriasis (DIRA, DITRA), pyoderma gangrenosum, pyogenic arthritis pyoderma gangrenosum and acne (PAPA), pyogenic arthritis pyoderma gangrenosum acne and suppurative hidradenitis (PAPASH), rheumatoid neutrophilic dermatosis, synovitis acne pustulosis hyperostosis and osteitis (SAPHO), TNF-induced psoriasis form skin lesions in Crohn's patients, Sjogren's syndrome, Sweet's syndrome, systemic lupus erythematosus (SLE), ulcerative colitis, and uveitis.

[0050] "IL-36 stimulated signal," as used herein, refers to an intracellular signal initiated by binding any of the IL-36 cytokines, IL-36α, IL-36β, or IL-36γ, to its cognate receptor, IL-36R. Exemplary IL-36 stimulated signals include the release of IL-8 from HaCat cells and/or primary human adult or neonatal keratinocyte (HEKn or HEKa) cells, as well as signals measured using surrogate cell-based blocking assays, such as a HEK-BLUE™ IL-36 responsive cell-based assay as disclosed in the Examples herein.

[0051] "Cell-based blocking assay" refers to an assay in which the ability of an antibody to inhibit or reduce the biological activity of the antigen it binds can be measured. For example, a cell-based blocking assay can be used to measure the concentration of antibody required to inhibit a specific biological or biochemical function, such as IL-36 cytokine mediated intracellular signaling. In some embodiments, the half maximal inhibitory concentration (IC_{50}) and/or 90% inhibitory concentration (IC_{90}) of an antibody (e.g., an anti-IL-36 antibody of the disclosure) is measured using a cell-based blocking assay. In some embodiments, the cell-based blocking assay is used to determine whether an antibody blocks the interaction between an agonist (e.g., IL-36α, IL-36β, IL-36γ) and its cognate receptor. Cell-based blocking assays useful with the antibodies of the present disclosure can include cell-line based assays (e.g., HaCat cells) or primary cell assays (e.g., primary human keratinocytes) as well as reporter or sensor cell assays

(e.g., a HEK-BLUE™ reporter cell assay). Exemplary cell-based blocking assays for the IL-36 signaling pathways are described in the Examples provided herein.

[0052] "Antibody," as used herein, refers to a molecule comprising one or more polypeptide chains that specifically binds to, or is immunologically reactive with, a particular antigen. Exemplary antibodies of the present disclosure include monoclonal antibodies, polyclonal antibodies, chimeric antibodies, humanized antibodies, human antibodies, multispecific (or heteroconjugate) antibodies (*e.g.,* trispecific antibodies, bispecific antibodies, etc.), monovalent antibodies (e.g., single-arm antibodies), multivalent antibodies, antigen-binding fragments (e.g., Fab', $F(ab')_2$, Fab, Fv, rIgG, and scFv fragments), antibody fusions, and synthetic antibodies (or antibody mimetics).

[0053] "Anti-IL-36 antibody" or "antibody that binds IL-36" refers to an antibody that binds IL-36, including one or more of IL-36α, IL-36β, and IL-36γ, with sufficient affinity such that the antibody is useful as a diagnostic and/or therapeutic agent in targeting IL-36, i.e., one or more of IL-36α, IL-36β, and IL-36γ. In some embodiments, the extent of binding of an anti-IL-36 antibody to an unrelated, non-IL-36 antigen is less than about 10% of the binding of the antibody to IL-36 as measured, e.g., by a radioimmunoassay (RIA), by Surface plasmon resonance (SPR), or the like. In some embodiments, an antibody that binds to IL-36 has a dissociation constant (K_D) of < 1 μM, < 100 nM, < 10 nM, < 1 nM, < 0.1 nM, < 0.01 nM, or < 1 pM (e.g., 10^{-8} M or less, e.g., from 10^{-8} M to 10^{-13} M, *e.g.,* from 10^{-9} M to 10^{-13} M).

[0054] "Full-length antibody," "intact antibody," or "whole antibody" are used herein interchangeably to refer to an antibody having a structure substantially similar to a native antibody structure or having heavy chains that contain an Fc region as defined herein.

[0055] "Antibody fragment" refers to a portion of a full-length antibody which is capable of binding the same antigen as the full-length antibody. Examples of antibody fragments include, but are not limited to, Fv, Fab, Fab', Fab'-SH, $F(ab')_2$; diabodies; linear antibodies; monovalent, or single-armed antibodies; single-chain antibody molecules (*e.g.,* scFv); and multispecific antibodies formed from antibody fragments.

[0056] "Class" of an antibody refers to the type of constant domain or constant region possessed by its heavy chain. There are five major classes of antibodies: IgA, IgD, IgE, IgG, and IgM, and several of these are further divided into subclasses (isotypes), e.g., IgG1, IgG2, IgG3, IgG4, IgA1, and IgA2. The heavy chain constant domains that correspond to the different classes of immunoglobulins are called α, δ, ε, γ, and μ, respectively.

[0057] "Variable region" or "variable domain" refers to the domain of an antibody heavy or light chain that is involved in binding the antibody to antigen. The variable domains of the heavy chain and light chain (V_H and V_L, respectively) of a native antibody generally

have similar structures, with each domain comprising four conserved framework regions (FRs) and three hypervariable regions (HVRs) (see, *e.g.,* Kindt *et al.,* Kuby Immunology, 6th ed., W.H. Freeman and Co., page 91). A single V_H or V_L domain may be sufficient to confer antigen-binding specificity. Furthermore, antibodies that bind a particular antigen may be isolated using a V_H or V_L domain from an antibody that binds the antigen to screen a library of complementary V_L or V_H domains, respectively (see, *e.g.,* Portolano *et al.*, J. Immunol. 150:880-887 (1993); Clarkson et al., Nature 352:624-628 (1991)).

[0058] "Hypervariable region" or "HVR," as used herein, refers to each of the regions of an antibody variable domain which are hypervariable in sequence and/or form structurally defined loops ("hypervariable loops"). Generally, native antibodies comprise four chains with six HVRs; three in the heavy chain variable domain, V_H (HVR-H1, HVR-H2, HVR-H3), and three in the light chain variable domain, V_L (HVR-L1, HVR-L2, HVR-L3). The HVRs generally comprise amino acid residues from the hypervariable loops and/or from the "complementarity determining regions" (CDRs). A number of hypervariable region delineations are in use and are encompassed herein. The Kabat Complementarity Determining Regions (CDRs) are based on sequence variability and are the most commonly used (Kabat et al., Sequences of Proteins of Immunological Interest, 5th Ed. Public Health Service, National Institutes of Health, Bethesda, Md. (1991)). Chothia refers instead to the location of the structural loops (Chothia and Lesk J. Mol. Biol. 196:901-917 (1987)). The AbM hypervariable regions represent a compromise between the Kabat CDRs and Chothia structural loops and are used by Oxford Molecular's AbM antibody modeling software. The "contact" hypervariable regions are based on an analysis of the available complex crystal structures. The residues from each of these hypervariable regions are noted in the table below.

Loop	Kabat	AbM	Chothia	Contact
L1	L24-L34	L24-L34	L26-L32	L30-L36
L2	L50-L56	L50-L56	L50-L52	L46-L55
L3	L89-L97	L89-L97	L91-L96	L89-L96
H1	H31-H35B[1] H31-H35[2]	H26-H35B[1] H26-H35[2]	H26-H32[1] H26-H32[2]	H30-H35B[1] H30-H35[2]
H2	H50-H65	H50-H58	H53-H55	H47-H58
H3	H95-H102	H95-H102	H96-H101	H93-H101
[1] Kabat numbering [2] Chothia numbering				

[0059] Unless otherwise indicated, HVR residues and other residues in the variable domain (*e.g.,* FR residues) are numbered herein according to Kabat *et al.*, *supra*.

[0060] Hypervariable regions, as used herein, may include extended or alternative hypervariable regions as follows: 24-36 or 24-34 (L1), 46-56 or 50-56 (L2), and 89-97 or

89-96 (L3) in the V_L domain and 26-35, 30-35, 30-35A, 30-35B, or 31-35B (H1), 50-61, 50-65 or 49-65 (H2) and 93-102, 94-102, or 95-102 (H3) in the V_H domain. The variable domain residues are numbered according to Kabat et al., *supra*, for each of these definitions.

[0061] "Complementarity determining region," or "CDR," as used herein, refers to the regions within the HVRs of the variable domain which have the highest sequence variability and/or are involved in antigen recognition. Generally, native antibodies comprise four chains with six CDRs; three in the heavy chain variable domains, V_H (H1, H2, H3), and three in the light chain variable domains, V_L (L1, L2, L3). CDRs (CDR-L1, CDR-L2, CDR-L3, CDR-H1, CDR-H2, and CDR-H3) of exemplary anti-IL-36 antibodies of the present disclosure occur at amino acid residues 24-34 of L1, 50-56 of L2, 89-97 of L3, 30-35A of H1, 50-61 of H2, and 93-102 of H3. (Numbering according to Kabat *et al.*, *supra*).

[0062] "Framework" or "FR" refers to variable domain residues other than hypervariable region (HVR) residues. The FR of a variable domain generally consists of four FR domains: FR1, FR2, FR3, and FR4. Accordingly, the HVR and FR sequences generally appear in the following sequence in V_H (or V_L): FR1-H1(L1)-FR2-H2(L2)-FR3-H3(L3)-FR4.

[0063] "Native antibody" refers to a naturally occurring immunoglobulin molecule. For example, native IgG antibodies are heterotetrameric glycoproteins of about 150,000 Daltons, composed of two identical light chains and two identical heavy chains that are disulfide- bonded. From N- to C-terminus, each heavy chain has a variable region (V_H), also called a variable heavy domain or a heavy chain variable domain, followed by three constant domains (CH1, CH2, and CH3). Similarly, from N- to C-terminus, each light chain has a variable region (V_L), also called a variable light domain or a light chain variable domain, followed by a constant light (CL) domain. The light chain of an antibody may be assigned to one of two types, called kappa (κ) and lambda (λ), based on the amino acid sequence of its constant domain.

[0064] "Monoclonal antibody" as used herein refers to an antibody obtained from a substantially homogeneous population of antibodies, *i.e.*, the individual antibodies comprising the population are identical and/or bind the same epitope, except for possible variant antibodies (*e.g.,* variant antibodies contain mutations that occur naturally or arise during production of a monoclonal antibody, and generally are present in minor amounts). In contrast to polyclonal antibody preparations, which typically include different antibodies directed against different determinants (epitopes), each monoclonal antibody of a monoclonal antibody preparation is directed against a single determinant on an antigen. Thus, the term "monoclonal" indicates the character of the antibody as

being obtained from a substantially homogeneous population of antibodies and is not to be construed as requiring production of the antibody by any particular method. For example, the monoclonal antibodies to be used may be made by a variety of techniques, including but not limited to the hybridoma method, recombinant DNA methods, phage-display methods, and methods utilizing transgenic animals containing all or part of the human immunoglobulin loci, such methods and other exemplary methods for making monoclonal antibodies being described herein.

[0065] "Chimeric antibody" refers to an antibody in which a portion of the heavy and/or light chain is derived from a particular source or species, while the remainder of the heavy and/or light chain is derived from a different source or species.

[0066] "Humanized antibody" refers to a chimeric antibody comprising amino acid sequences from non-human HVRs and amino acid sequences from human FRs. In certain embodiments, a humanized antibody will comprise substantially all of at least one, and typically two, variable domains, in which all or substantially all of the HVRs (e.g., CDRs) correspond to those of a non-human antibody, and all or substantially all of the FRs correspond to those of a human antibody. A humanized antibody optionally may comprise at least a portion of an antibody constant region derived from a human antibody. A "humanized form" of an antibody, e.g., a non-human antibody, refers to an antibody that has undergone humanization.

[0067] "Human antibody" refers to an antibody which possesses an amino acid sequence corresponding to that of an antibody produced by a human or a human cell or derived from a non-human source that utilizes human antibody repertoires or other human antibody-encoding sequences. This definition of a human antibody specifically excludes a humanized antibody comprising non-human antigen-binding residues.

[0068] "Human consensus framework" is a framework which represents the most commonly occurring amino acid residues in a selection of human immunoglobulin V_L or V_H framework sequences. Generally, the selection of human immunoglobulin V_L or V_H sequences is from a subgroup of variable domain sequences. Generally, the subgroup of sequences is a subgroup as in Kabat et al., Sequences of Proteins of Immunological Interest, Fifth Edition, NIH Publication 91- 3242, Bethesda MD (1991), vols. 1-3. In one embodiment, for the V_L, the subgroup is subgroup kappa I as in Kabat et al., supra. In one embodiment, for the V_H, the subgroup is subgroup III as in Kabat et al., supra.

[0069] "Acceptor human framework" as used herein is a framework comprising the amino acid sequence of a light chain variable domain (V_L) framework or a heavy chain variable domain (V_H) framework derived from a human immunoglobulin framework or a human consensus framework. An acceptor human framework "derived from" a human immunoglobulin framework or a human consensus framework may comprise the same

amino acid sequence thereof, or it may contain amino acid sequence changes. In some embodiments, the number of amino acid changes are 10 or less, 9 or less, 8 or less, 7 or less, 6 or less, 5 or less, 4 or less, 3 or less, or 2 or less. In some embodiments, the V_L acceptor human framework is identical in sequence to the V_L human immunoglobulin framework sequence or human consensus framework sequence.

[0070] "Fc region," refers to a dimer complex comprising the C-terminal polypeptide sequences of an immunoglobulin heavy chain, wherein a C-terminal polypeptide sequence is that which is obtainable by papain digestion of an intact antibody. The Fc region may comprise native or variant Fc sequences. Although the boundaries of the Fc sequence of an immunoglobulin heavy chain may vary, the human IgG heavy chain Fc sequence is usually defined to stretch from an amino acid residue at about position Cys226, or from about position Pro230, to the carboxyl-terminus of the Fc sequence. However, the C-terminal lysine (Lys447) of the Fc sequence may or may not be present. The Fc sequence of an immunoglobulin generally comprises two constant domains, a CH2 domain and a CH3 domain, and optionally comprises a CH4 domain.

[0071] "Fc receptor" or "FcR," refers to a receptor that binds to the Fc region of an antibody. In some embodiments, an FcR is a native human FcR. In some embodiments, an FcR is one which binds an IgG antibody (a gamma receptor) and includes receptors of the FcγRI, FcγRII, and FcγRIII subclasses, including allelic variants and alternatively spliced forms of those receptors. FcγRII receptors include FcγRIIA (an "activating receptor") and FcγRIIB (an "inhibiting receptor"), which have similar amino acid sequences that differ primarily in the cytoplasmic domains thereof. Activating receptor FcγRIIA contains an immunoreceptor tyrosine-based activation motif (ITAM) in its cytoplasmic domain. Inhibiting receptor FcγRIIB contains an immunoreceptor tyrosine-based inhibition motif (ITIM) in its cytoplasmic domain, (see, *e.g.,* Daeron, Annu. Rev. Immunol. 15:203-234 (1997)). FcR, as used herein, also includes the neonatal receptor, FcRn, which is responsible for the transfer of maternal IgGs to the fetus (Guyer et al, J. Immunol. 1 17:587 (1976) and Kim et al, J. Immunol. 24:249 (1994)) and regulation of homeostasis of immunoglobulins. FcRs are reviewed, for example, in Ravetch and Kinet, Annu. Rev. Immunol 9:457-92 (1991); Capel et al, Immunomethods 4:25-34 (1994); and de Haas et al, J. Lab. Clin. Med. 126:330-41 (1995).

[0072] "Multivalent antibody," as used herein, is an antibody comprising three or more antigen binding sites. The multivalent antibody is preferably engineered to have the three or more antigen binding sites and is generally not a native sequence IgM or IgA antibody.

[0073] "Multispecific antibody" is an antibody having at least two different binding sites, each site with a different binding specificity. A multispecific antibody can be a full-length

antibody or an antibody fragment, and the different binding sites may bind each to a different antigen or the different binding sites may bind to two different epitopes of the same antigen.

[0074] "Fv fragment" refers to an antibody fragment which contains a complete antigen recognition and binding site. This region consists of a dimer of one heavy and one light chain variable domain in tight association, which can be covalent in nature, for example in scFv. It is in this configuration that the three HVRs of each variable domain interact to define an antigen binding site on the surface of the V_H-V_L dimer. Collectively, the six HVRs or a subset thereof confer antigen binding specificity to the antibody. However, even a single variable domain (or half of an Fv comprising only three HVRs specific for an antigen) has the ability to recognize and bind antigen, although usually at a lower affinity than the entire binding site.

[0075] "Fab fragment' refers to an antibody fragment that contains a variable and constant domain of the light chain and a variable domain and the first constant domain (CH1) of the heavy chain. "F(ab')$_2$ fragments" comprise a pair of Fab fragments which are generally covalently linked near their carboxy termini by hinge cysteines between them. Other chemical couplings of antibody fragments also are known in the art.

[0076] "Antigen binding arm," as used herein, refers to a component of an antibody that has an ability to specifically bind a target molecule of interest. Typically, the antigen binding arm is a complex of immunoglobulin polypeptide sequences, *e.g.,* HVR and/or variable domain sequences of an immunoglobulin light and heavy chain.

[0077] "Single-chain Fv" or "scFv" refer to antibody fragments comprising the V_H and V_L domains of an antibody, wherein these domains are present in a single polypeptide chain. Generally, an Fv polypeptide further comprises a polypeptide linker between the V_H and V_L domains which enables the scFv to form the desired antigen binding structure.

[0078] "Diabodies" refers to small antibody fragments with two antigen-binding sites, which fragments comprise a heavy chain variable domain (V_H) connected to a light chain variable domain (V_L) in the same polypeptide chain (V_H and V_L). By using a linker that is too short to allow pairing between the two domains on the same chain, the domains are forced to pair with the complementary domains of another chain and create two antigen-binding sites.

[0079] "Linear antibodies" refers to the antibodies described in Zapata et al., Protein Eng., 8(10): 1057-1062 (1995). Briefly, these antibodies comprise a pair of tandem Fd regions (VH-CH1-VH-CH1) which, together with complementary light chain polypeptides, form a pair of antigen binding regions. Linear antibodies can be multispecific, such as e.g., trispecific or bispecific, or monospecific.

[0080] "Naked antibody" refers to an antibody that is not conjugated to a heterologous moiety (*e.g.,* a cytotoxic moiety) or radiolabel.

[0081] "Affinity" refers to the strength of the total of noncovalent interactions between a single binding site of a molecule (*e.g.,* an antibody) and its binding partner (*e.g.,* an antigen). "Binding affinity" refers to intrinsic binding affinity which reflects a 1:1 interaction between members of a binding pair (e.g., antibody and antigen). The affinity of a molecule X for its partner Y can generally be represented by the equilibrium dissociation constant (K_D). Affinity can be measured by common methods known in the art, including those described herein. Specific illustrative and exemplary embodiments for measuring binding affinity are described in the following.

[0082] "Binds specifically" or "specific binding" refers to binding of an antibody to an antigen with an affinity value of no more than about 1×10^{-7} M.

[0083] "Affinity matured" antibody refers to an antibody with one or more alterations in one or more HVRs, compared to a parent antibody which does not possess such alterations, such alterations resulting in an improvement in the affinity of the antibody for antigen.

[0084] "Functional antigen binding site" of an antibody is one which is capable of binding a target antigen. The antigen binding affinity of the antigen binding site is not necessarily as strong as the parent antibody from which the antigen binding site is derived, but the ability to bind antigen must be measurable using any one of a variety of methods known for evaluating antibody binding to an antigen.

[0085] "Isolated antibody" refers to an antibody which has been separated from a component of its natural environment. In some embodiments, an antibody is purified to greater than 95% or 99% purity as determined by, for example, electrophoretic (*e.g.,* SDS-PAGE, isoelectric focusing (IEF), capillary electrophoresis) or chromatographic methods (*e.g.,* ion exchange or reverse phase HPLC). For review of methods for assessment of antibody purity, see, *e.g.,* Flatman et al., J. Chromatogr. B 848:79-87.

[0086] "Substantially similar" or "substantially the same," as used herein, refers to a sufficiently high degree of similarity between two numeric values (for example, one associated with a test antibody and the other associated with a reference antibody), such that one of skill in the art would consider the difference between the two values to be of little or no biological and/or statistical significance within the context of the biological characteristic measured by said values (*e.g.,* K_D values).

[0087] "Substantially different," as used herein, refers to a sufficiently high degree of difference between two numeric values (generally one associated with a molecule and the other associated with a reference molecule) such that one of skill in the art would

consider the difference between the two values to be of statistical significance within the context of the biological characteristic measured by said values (*e.g.,* K_D values).

[0088] "Effector functions" refer to those biological activities attributable to the Fc region of an antibody, which vary with the antibody isotype. Examples of antibody effector functions include: Clq binding and complement dependent cytotoxicity (CDC); Fc receptor binding; antibody- dependent cell-mediated cytotoxicity (ADCC); phagocytosis; down regulation of cell surface receptors (*e.g.,* B cell receptor); and B cell activation.

[0089] "Immunoconjugate" refers to an antibody conjugated to one or more heterologous molecule(s), including but not limited to a cytotoxic agent.

[0090] "Treatment," "treat" or "treating" refers to clinical intervention in an attempt to alter the natural course of a disorder in the individual being treated and can be performed either for prophylaxis or during the course of clinical pathology. Desired results of treatment can include, but are not limited to, preventing occurrence or recurrence of the disorder, alleviation of symptoms, diminishment of any direct or indirect pathological consequences of the disorder, preventing metastasis, decreasing the rate of progression, amelioration or palliation of a disease state, and remission or improved prognosis. For example, treatment can include administration of a therapeutically effective amount of pharmaceutical formulation comprising an anti-IL-36 antibody to a subject to delay development or slow progression of a disease or condition mediated by IL-36 or disease or condition in which IL-36, or a downstream pathways stimulated by an IL-36 cytokine, may play a role in the pathogenesis and/or progression.

[0091] "Pharmaceutical formulation" refers to a preparation in a form that allows the biological activity of the active ingredient(s) to be effective, and which contain no additional components which are toxic to the subjects to which the formulation is administered. A pharmaceutical formulation may include one or more active agents. For example, a pharmaceutical formulation may include an anti-IL-36 antibody as the sole active agent of the formulation or may include an anti-IL-36 antibody and one or more additional active agents.

[0092] By "sole active agent", as used herein, is meant that the agent referred to is the only agent present in the formulation, or used in the therapy, that provides, or would be expected to provide, the relevant pharmacological effect to treat the subject for the condition, consistent with the description of "treatment" as provided herein. A pharmaceutical formulation comprising a sole active agent does not exclude the presence of one or more non-active agents, such as e.g., a pharmaceutically acceptable carrier, in the formulation. A "non-active agent" is an agent that would not be expected to provide, or otherwise significantly contribute to, the relevant pharmacological effect intended to treat the subject for the condition.

[0093] "Pharmaceutically acceptable carrier" refers to an ingredient in a pharmaceutical formulation, other than an active ingredient, which is nontoxic to the subject to whom it is administered. A pharmaceutically acceptable carrier includes, but is not limited to, a buffer, excipient, stabilizer, or preservative.

[0094] "Therapeutically effective amount" refers to the amount of an active ingredient or agent (*e.g.,* a pharmaceutical formulation) to achieve a desired therapeutic or prophylactic result, e.g., to treat or prevent a disease, disorder, or condition in a subject. In the case of an IL-36 mediated disease or condition, the therapeutically effective amount of the therapeutic agent is an amount that reduces, prevents, inhibits, and/or relieves to some extent one or more of the symptoms associated with the disease, disorder, or condition. For treatment of inflammatory conditions, such as skin inflammatory conditions (e.g., eczema, psoriasis, rosacea, seborrheic dermatitis), efficacy *in vivo* can, for example, be measured by assessing the duration, severity, and/or recurrence of symptoms, the response rate (RR), duration of response, and/or quality of life.

[0095] "Concurrently," as used herein, refers to administration of two or more therapeutic agents, where at least part of the administration overlaps in time. Accordingly, concurrent administration includes a dosing regimen when the administration of one or more agent(s) continues after discontinuing the administration of one or more other agent(s).

[0096] "Individual" or "subject" refers to a mammal, including but not limited to, domesticated animals (e.g., cows, sheep, cats, dogs, and horses), primates (*e.g.,* humans and non-human primates such as monkeys), rabbits, and rodents (*e.g.,* mice and rats).

[0097] Detailed Description of Various Embodiments

[0098] I. IL-36 Cytokines

[0100] Each of the agonist cytokines IL-36α, IL-36β, and IL-36γ induces intracellular signaling by binding to the cognate receptor, IL-36R (or IL1RL2). Binding by any of these IL-36 cytokines to the IL-36R receptor causes recruitment and engagement of co-receptor IL1RAP, resulting in the formation of a ternary signaling complex comprising IL-36R, IL1RAP, and the respective IL-36 cytokine that initiated the signaling event. Signal transduction stimulated by IL-36α, IL-36β, or IL-36γ leads to activation of the NK-κB transcription factor and AP-1 pathways in target cells and induces various inflammatory, proliferative, and pathogenic immune responses. See, e.g., Jennifer Towne et al., J. Biol. Chem. 279(14):13677-13688 (2004); Sebastian Gunther et al., J. Immunol. 193(2):921-930 (2014).

[0101] The IL-36 cytokines, IL-36α, IL-36β, and IL-36γ, are relatively short proteins that bind to and act as agonists of the receptor IL-36R. *In vivo,* the IL-36 cytokines undergo proteolytic processing that results in N-terminal truncation. This truncation is necessary for IL-36α, IL-36β, and IL-36γ to achieve their full agonist activity with IL-36R. Similarly, the IL-36R antagonist, IL-36Ra requires N-terminal truncation in order to achieve it full antagonist activity. The amino acid and nucleotide sequences and annotation of human versions of IL-36α, IL-36β, IL-36γ (also referred to herein as "hu-IL-36α," "hu-IL-36β," and "hu-IL-36γ") and IL-36Ra are publicly available. See e.g, full amino acid sequences at UniProt entry numbers Q9UHA7, Q9NZH7-2, Q9NZH8, and Q9UBH0, respectively. Similarly, amino acid and nucleotide sequences of the versions of the three IL-36 cytokines from cynomolgus monkey, referred to herein as "cy-IL-36α," "cy-IL-36β," and "cy-IL-36γ," also are publicly available at UniProt entry numbers A0A2K5UTG0, A0A2K5UV63-1, and A0A2K5VYV6.

[0102] Polypeptide constructs corresponding to portions of the hu-IL-36 and cy-IL-36 cytokine proteins can be used as antigens to elicit anti-IL-36 antibodies with binding affinity for the human and/or cynomolgus monkey versions of the specific IL-36 cytokines, IL-36α, IL-36β, and IL-36γ. As disclosed elsewhere herein, these anti-IL-36 antibodies are capable of partially or fully-blocking the binding of one or more of the specific cytokines IL-36α, IL-36β, and IL-36γ to its cognate receptor, and thereby decreasing intracellular signals initiated by this binding. Antibodies produced by immunization with IL-36 antigens may be modified, e.g., as described herein, to modulate (enhance or reduce) certain properties of the antibodies, including but not limited to e.g., enhancing affinity for the IL-36 antigen, enhancing affinity for another IL-36 antigen, enhancing cross-reactivity, reducing cross-reactivity, etc.

[0103] Table 1 below provides a summary description of the sequences of the human and cynomolgus monkey IL-36 polypeptide constructs used to generate anti-IL-36 antibodies of the present disclosure and their sequence identifiers. The UniProt database entry identifiers of the proteins are also included as well as the domain boundaries of the construct sequence relative to the full-length proteins. The sequences of each of the IL-36α, IL-36β, IL-36γ, or IL-36Ra polypeptide constructs correspond to the N-terminal truncated version having the highest agonist activity, or in the case of IL-36Ra, antagonist activity. For example, the N-terminal truncated IL-36α, IL-36β, and IL-36γ amino acid sequences provided in Table 1 begin at N-terminal positions K6, R5, and S18, respectively. Additionally, the purification tag sequences used to make easily purifiable versions of the IL-36 proteins as described elsewhere herein. The sequences also are included in the accompanying Sequence Listing.

[0104] **Table 1:** IL-36 sequences and purification tags

Description	Domain boundary	Sequence	SEQ ID NO:
hu-IL-36α (UniProt Q9UHA7)	K6-F158	KIDTPQQGSIQDINHRVWVLQDQTLIAVPRKDRMSPVTIALISCR HVETLEKDRGNPIYLGLNGLNLCLMCAKVGDQPTLQLKEKDIMDL YNQPEPVKSFLFYHSQSGRNSTFESVAFPGWFIAVSSEGGCPLIL TQELGKANTTDFGLTMLF	1
hu-IL-36β (UniProt Q9NZH7-2)	R5-E157	REAAPKSYAIRDSRQMVWVLSGNSLIAAPLSRSIKPVTLHLIACR DTEFSDKEKGNMVYLGIKGKDLCLFCAEIQGKPTLQLKEKNIMDL YVEKKAQKPFLFFHNKEGSTSVFQSVSYPGWFIATSTTSGQPIFL TKERGITNNTNFYLDSVE	2
hu-IL-36γ (UniProt Q9NZH8)	S18-D169	SMCKPITGTINDLNQQVWTLQGQNLVAVPRSDSVTPVTVAVITCK YPEALEQGRGDPIYLGIQNPEMCLYCEKVGEQPTLQLKEQKIMDL YGQPEPVKPFLFYRAKTGRTSTLESVAFPDWFIASSKRDQPIILT SELGKSYNTAFELNIND	3
hu-IL-36Ra (UniProt Q9UBH0)	V2-D155	VLSGALCFRMKDSALKVLYLHNNQLLAGGLHAGKVIKGEEISVVP NRWLDASLSPVILGVQGGSQCLSCGVGQEPTLTLEPVNIMELYLG AKESKSFTFYRRDMGLTSSFESAAYPGWFLCTVPEADQPVRLTQL PENGGWNAPITDFYFQQCD	4
cy-IL-36α (UniProt A0A2K5UTG0)	K6-F158	KSEMPQPVSIQDINHRVWVLQDQILIAVPRKDRVSPVTISLISCR HVETLEKDRGNPIYLGLNGLNLCLMCAKAGDQPTLQLKEKDIMDL YNQPEPVKSFLFYHSQSGRNSTFESVAFPGWFIAVSSEGGCPLIL TQELGKANTTDFGLTMLF	5
cy-IL-36β (UniProt A0A2K5UV63-1)	W5-E157	WQAAPKSYAIRDSRQMVWVLSGNSLIAAPLSNRVKPVTLHLITCR DTEFSDKKKGNLVYLGIRGKDLCLFCEEIQGKPTLQLKEKNIMDL YMEKKAQKPFLFFHNKEGSSSVFQSVSYPGWFIATSSTSGQPIFL TQERGITNNTNFYLDSVE	6
cy-IL-36γ (UniProt A0A2K5VYV6)	S18-K168	SMRTPITGTINDLNQQVWTLQGQILVAVPRSDSVTPVTVAVITCK YPEALDQSRGDPIYLGIRNPEMCLCCEEVGGQPTLQLKEQKIMDL YGQPEPVKPFLFYRVKTGRTSTLESVAFPNWFIASSTRDQPIILT SELGKSYNTAFELNIK	7
12xHis-SUMO	n/a	MHHHHHHHHHHHHMSDSEVNQEAKPEVKPEVKPETHINLKVSDGS SEIFFKIKKTTPLRRLMEAFAKRQGKEMDSLRFLYDGIRIQADQT PEDLDMEDNDIIEAHREQIGG	8
12xHis-TEV	n/a	MHHHHHHHHHHHHENLYFQS	9
GS-AviTag	n/a	GGGGSGLNDIFEAQKIEWHE	10
signal sequence (mouse Ig heavy chain V region 102)	n/a	MGWSCIILFLVATATGVHS	11
GS-TEV-GS-huIgG1Fc-FLAG	n/a	SGGGGSENLYFQGGGGSEPKSCDKTHTCPPCPAPELLGGPSVFLF PPKPKDTLMISRTPEVTCVVVDVSHEDPEVKFNWYVDGVEVHNAK TKPREEQYNSTYRVVSVLTVLHQDWLNGKEYKCKVSNKALPAPIE KTISKAKGQPREPQVYTLPPSRDELTKNQVSLTCLVKGFYPSDIA VEWESNGQPENNYKTTPPVLDSDGSFFLYSKLTVDKSRWQQGNVF SCSVMHEALHNHYTQKSLSLSPGKDYKDDDDK	12

[0105] II. Anti-IL-36 Antibodies

[0106] In some embodiments, the present disclosure provides structures of anti-IL-36 antibodies in terms of the amino acid and encoding nucleotide sequences of the various well-known immunoglobulin features (e.g., CDRs, HVRs, FRs, V_H, and V_L domains).

Table 2 below provides a summary description of exemplary anti-IL-36 antibody sequences of the present disclosure, and their sequence identifiers. These sequences and others are included in the accompanying Sequence Listing.

[0107] Table 2: Anti-IL-36 antibody sequences

Description	Sequence	SEQ ID NO:
mAb1.0 - VL	QSVLTQPPSVSGAPGQRVTISCTGSSSNIGAHYDVHWYQQLPGTAPKLLIY SNNNRPSGVPDRFSGSKSGTSASLAITGLQAEDEADYYCQSYDYSLRGYVF GGGTKLTVL	13
mAb1.0 – HVR-L1	TGSSSNIGAHYDVH	14
mAb1.0 – HVR-L2	SNNNRPS	15
mAb1.0 – HVR-L3	QSYDYSLRGYV	16
mAb2.0 - VL and mAb6.0_2.0 – VL	QSVLTQPPSVSGAPGQRVTISCTGSSSNIGAHYDVHWYQQLPGTAPKLLIY GNDNRPSGVPDRFSGSKSGTSASLAITGLQAEDEADYYCQSYDYSLSGYVF GGGTKLTVL	17
mAb2, mAb6_2, mAb6_2.7, and mAb2.10 - VL	ESVLTQPPSVSGAPGQRVTISCTGSSSNIGAHYDVHWYQQLPGTAPKLLIY GNDNRPSGVPDRFSGSKSGTSASLAITGLQAEDEADYYCQSYDYSLSGYVF GGGTKLTVL	77
mAb2.0, mAb2, mAb6_2, mAb6_2.7, and mAb2.10 – HVR-L1	TGSSSNIGAHYDVH	18
mAb2.0, mAb2, mAb6_2, mAb6_2.7, and mAb2.10 – HVR-L2	GNDNRPS	19
mAb2.0, mAb2, mAb6_2, mAb6_2.7, and mAb2.10 – HVR-L3	QSYDYSLSGYV	20
mAb3.0 – VL	QSVLTQPPSVSGAPGQRVTISCTGSSSNIGAGYDVHWYQQLPGTAPKLLIY GNTNRPSGVPDRFSGSKSGTSASLAITGLQAEDEADYYCQSYDYSLRGYVF GGGTKLTVL	21
mAb3.0 – HVR-L1	TGSSSNIGAGYDVH	22
mAb3.0 – HVR-L2	GNTNRPS	23
mAb3.0 – HVR-L3	QSYDYSLRGYV	24
mAb4.0 – VL	QSVLTQPPSVSGAPGQRVTISCTGSSSNIGAGYDVHWYQQLPGTAPKLLIY GNRNRPSGVPDRFSGSKSGTSASLAITGLQAEDEADYYCQSYDYSLRVYVF GGGTKLTVL	25
mAb4.0 – HVR-L1	TGSSSNIGAGYDVH	26
mAb4.0 – HVR-L2	GNRNRPS	27
mAb4.0 – HVR-L3	QSYDYSLRVYV	28

Description	Sequence	SEQ ID NO:
mAb5.0 – VL	QSVLTQPPSVSGAPGQRVTISCTGSSSNIGAHYDVHWYQQLPGTAPKLLIY GNDNRPSGVPDRFSGSKSGTSASLAITGLQAEDEADYYCQSYDYSLKAYVF GGGTKLTVL	29
mAb5.0 – HVR-L1	TGSSSNIGAGYDVH	30
mAb5.0 – HVR-L2	GNDNRPS	31
mAb5.0 – HVR-L3	QSYDYSLKAYV	32
mAb6.0 – VL	QSVLTQPPSVSGAPGQRVTISCTGSSSNIGAGYDVHWYQQLPGTAPKLLIY GNTNRPSGVPDRFSGSKSGTSASLAITGLQAEDEADYYCQSYDISLSGWVF GGGTKLTVL	33
mAb6 - VL	ESVLTQPPSVSGAPGQRVTISCTGSSSNIGAGYDVHWYQQLPGTAPKLLIY GNTNRPSGVPDRFSGSKSGTSASLAITGLQAEDEADYYCQSYDISLSGWVF GGGTKLTVL	78
mAb6.0 and mAb6 – HVR-L1	TGSSSNIGAGYDVH	34
mAb6.0 and mAb6 – HVR-L2	GNTNRPS	35
mAb6.0 and mAb6 – HVR-L3	QSYDISLSGWV	36
mAb7.0 – VL	EIVLTQSPGTLSLSPGERATLSCRASQSVSSNYLAWYQQKPGQAPKLLIYS ASSLQSGVPSRFSGSGSGTDFTLTISSLQPEDFATYYCQQTYSYPPTFGQG TKVEIK	37
mAb7.0 – HVR-L1	RASQSVSSNYLA	38
mAb7.0 – HVR-L2	SASSLQS	39
mAb7.0 – HVR-L3	QQTYSYPPT	40
mAb8.0 – VL	DIQMTQSPSSLSASVGDRVTITCRASQTIYKYLNWYQQKPGKAPKLLIYAA SSLQSGVPSRFSGSGSGTDFTLTISSLQPEDFATYYCQQYSSIPYTFGQGT KVEIK	41
mAb8.0 – HVR-L1	RASQTIYKYLN	42
mAb8.0 – HVR-L2	AASSLQS	43
mAb8.0 – HVR-L3	QQYSSIPYT	44
mAb1.0 - VH	QVQLVESGGGVVQPGRSLRLSCAASGFSFSAYAMHWVRQAPGKGLEWVAVI SYDGTNEYYADSVKGRFTISRDNSKNTLYLQMNSLRAEDTAVYYCARGIRI FTSYFDSWGQGTLVTVSS	45
mAb1.0 – HVR-H1	SAYAMHW	46
mAb1.0 – HVR-H2	VISYDGTNEYYAD	47
mAb1.0 – HVR-H3	ARGIRIFTSYFDS	48
mAb2.0 – VH	QLQLQESGPGLVKPSETLSLTCTVSGGSISTSSYYWGWIRQPPGKGLEWIG SIYYTGNTYYNPSLKSRVTISVDTSKNQFSLKLSSVTAADTAVYYCARVRY GVGVPRYFDPWGQGTLVTVSS	49
mAb2 - VH	ELQLQESGPGLVKPSETLSLTCTVSGGSISTSSYYWGWIRQPPGKGLEWIG SIYYTGNTYYNPSLKSRVTISVDTSKNQFSLKLSSVTAADTAVYYCARVRY GVGVPRYFDPWGQGTLVTVSS	79

Description	Sequence	SEQ ID NO:
mAb2.0 and mAb2 – HVR-H1	STSSYYW	50
mAb2.0 and mAb2 – HVR-H2	SIYYTGNTYYNP	51
mAb2.0 and mAb2 – HVR-H3	ARVRYGVGVPRYFDP	52
mAb3.0 – VH	QLQLQESGPGLVKPSETLSLTCTVSGGSISSTSYYWGWIRQPPGKGLEWIG SIHYSGNTYYNPSLKSRVTISVDTSKNQFSLKLSSVTAADTAVYYCARVHY GGYIPRRFDHWGQGTLVTVSS	53
mAb3.0 – HVR-H1	SSTSYYW	54
mAb3.0 – HVR-H2	SIHYSGNTYYNP	55
mAb3.0 – HVR-H3	ARVHYGGYIPRRFDH	56
mAb4.0 – VH	QLQLQESGPGLVKPSETLSLTCTVSGGSIGSRSYYWGWIRQPPGKGLEWIG SIHYSGTTYYNPSLKSRVTISVDTSKNQFSLKLSSVTAADTAVYYCARVAP SYPRVFDYWGQGTLVTVSS	57
mAb4.0 – HVR-H1	GSRSYYW	58
mAb4.0 – HVR-H2	SIHYSGTTYYNP	59
mAb4.0 – HVR-H3	ARVAPSYPRVFDY	60
mAb5.0 – VH	EVQLLESGGGLVQPGGSLRLSCAASGFTFSTYAMSWVRQAPGKGLEWVSGI SGGSGYTYYADSVKGRFTISRDNSKNTLYLQMNSLRAEDTAVYYCARVVTY RDPPASFDYWGQGTLVTVSS	61
mAb5.0 – HVR-H1	STYAMS	62
mAb5.0 – HVR-H2	GISGGSGYTYYAD	63
mAb5.0 – HVR-H3	ARVVTYRDPPASFDY	64
mAb6.0 and mAb6.0_2.0 – VH	QLQLQESGPGLVKPSETLSLTCTVSGGSITSSNYYWGWIRQPPGKGLEWIG SIDYTGSTYYNPSLKSRVTISVDTSKNQFSLKLSSVTAADTAVYYCARGKY YETYLGFDVWGQGTLVTVSS	65
mAb6 and mAb6_2 - VH	ELQLQESGPGLVKPSETLSLTCTVSGGSITSSNYYWGWIRQPPGKGLEWIG SIDYTGSTYYNPSLKSRVTISVDTSKNQFSLKLSSVTAADTAVYYCARGKY YETYLGFDVWGQGTLVTVSS	80
mAb6.0 and mAb6 and mAb6.0_2.0 and mAb6_2– HVR-H1	TSSNYYW	66
mAb6.0 and mAb6 and mAb6.0_2.0 and mAb6_2 – HVR-H2	SIDYTGSTYYNP	67
mAb6.0 and mAb6 and mAb6.0_2.0 and mAb6_2 – HVR-H3	ARGKYYETYLGFDV	68
mAb7.0 - VH	QVQLVESGGGVVQPGRSLRLSCAASGFTFSSYGMHWVRQAPGKGLEWVAVI SYGGSERYYADSVKGRFTISRDNSKNTLYLQMNSLRAEDTAVYYCAREPWY SSRGWTGYGFDVWGQGTLVTVSS	69
mAb7.0 – HVR-H1	SSYGMH	70
mAb7.0 – HVR-H2	VISYGGSERYYAD	71

Description	Sequence	SEQ ID NO:
mAb7.0 – HVR-H3	AREPWYSSRGWIGYGFDV	72
mAb8.0 - VH	QVQLVQSGAEVKKPGSSVKVSCKASGGTFSNYAISWVRQAPGQGLEWMGGI LPILGTVDYAQKFQGRVTITADESTSTAYMELSSLRSEDTAVYYCAREPWY RLGAFDVWGQGTLVTVSS	73
mAb8.0 – HVR-H1	SNYAIS	74
mAb8.0 – HVR-H2	GILPILGTVDYAQ	75
mAb8.0 – HVR-H3	AREPWYRLGAFDV	76
mAb6_2.1 - VH	ELQLQESGPGLVKPSETLSLTCTVSGGSITSTNYYWGWIRQPPGKGLEWIG NIDYTGSTYYNASLKSRVTISVDTSKNQFSLKLSSVTAADTAVYYCATGKY YETYLGFDVWGQGTLVTVSS	81
mAb6_2.1 – HVR-H1	TSTNYYW	82
mAb6_2.1 – HVR-H2	NIDYTGSTYYNA	83
mAb6_2.1 – HVR-H3	ATGKYYETYLGFDV	84
mAb6_2.2 - VH	ELQLQESGPGLVKPSETLSLTCTVSGGSITSSNAYWGWIRQPPGKGLEWIG SIDYTGSTAYNPSLKSRVTISVDTSKNQFSLKLSSVTAADTAVYYCAHGKY YETYLGFDVWGQGTLVTVSS	85
mAb6_2.2 – HVR-H1	TSSNAYW	86
mAb6_2.2 – HVR-H2	SIDYTGSTAYNP	87
mAb6_2.2 – HVR-H3	AHGKYYETYLGFDV	88
mAb6_2.3 - VH	ELQLQESGPGLVKPSETLSLTCTVSGGSITASNYYWGWIRQPPGKGLEWIG SIDYTGSTYYNISLKSRVTISVDTSKNQFSLKLSSVTAADTAVYYCATGKY YETYLGFDVWGQGTLVTVSS	89
mAb6_2.3 – HVR-H1	TASNYYW	90
mAb6_2.3 – HVR-H2	SIDYTGSTYYNT	91
mAb6_2.3 – HVR-H3	ATGKYYETYLGFDV	92
mAb6_2.4 - VH	ELQLQESGPGLVKPSETLSLTCTVSGGSITASNYYWGWIRQPPGKGLEWIG SIDYTGSTYYNPSLKSRVTISVDTSKNQFSLKLSSVTAADTAVYYCATGKY YETYLGFDVWGQGTLVTVSS	93
mAb6_2.4 – HVR-H1	TASNYYW	94
mAb6_2.4 – HVR-H2	SIDYTGSTYYNP	95
mAb6_2.4 – HVR-H3	ATGKYYETYLGFDV	96
mAb6_2.5 - VH	ELQLQESGPGLVKPSETLSLTCTVSGGSITASNYYWGWIRQPPGKGLEWIG SIDYTGSTYYEPSLKSRVTISVDTSKNQFSLKLSSVTAADTAVYYCATGSY YETYLGFDVWGQGTLVTVSS	97
mAb6_2.5 – HVR-H1	TASNYYW	98

Description	Sequence	SEQ ID NO:
mAb6_2.5 – HVR-H2	SIDYTGSTYYEP	99
mAb6_2.5 – HVR-H3	ATGSYYETYLGFDV	100
mAb6_2.6 - VH	ELQLQESGPGLVKPSETLSLTCTVSGGSITASNYYWGWIRQPPGKGLEWIG SIDYTGSTYYEPSLKSRVTISVDTSKNQFSLKLSSVTAADTAVYYCATGNY YETYLGFDVWGQGTLVTVSS	101
mAb6_2.6 – HVR-H1	TASNYYW	102
mAb6_2.6 – HVR-H2	SIDYTGSTYYEP	103
mAb6_2.6 – HVR-H3	ATGNYYETYLGFDV	104
mAb6_2.7 - VH	ELQLQESGPGLVKPSETLSLTCTVSGGSITASNTYWGWIRQPPGKGLEWIG SIDYTGSTYYNPSLKSRVTISVDTSKNQFSLKLSSVTAADTAVYYCATGKY YETYLGFDVWGQGTLVTVSS	105
mAb6_2.7 – HVR-H1	TASNTYW	106
mAb6_2.7 – HVR-H2	SIDYTGSTYYNP	107
mAb6_2.7 – HVR-H3	ATGKYYETYLGFDV	108
mAb6_2.8 - VH	ELQLQESGPGLVKPSETLSLTCTVSGGSITASNYYWGWIRQPPGKGLEWIG SIDYTGSTYYNPSLKSRVTISVDTSKNQFSLKLSSVTAADTAVYYCASGKY YETYLGFDVWGQGTLVTVSS	109
mAb6_2.8 – HVR-H1	TASNYYW	110
mAb6_2.8 – HVR-H2	SIDYTGSTYYNP	111
mAb6_2.8 – HVR-H3	ASGKYYETYLGFDV	112
mAb6_2.9 - VH	ELQLQESGPGLVKPSETLSLTCTVSGGSITSSNYYWGWIRQPPGKGLEWIG SIDYTGSTYYNPSLKSRVTISVDTSKNQFSLKLSSVTAADTAVYYCATGKY YETYLGFDVWGQGTLVTVSS	113
mAb6_2.9 – HVR-H1	TSSNYYW	114
mAb6_2.9 – HVR-H2	SIDYTGSTYYNP	115
mAb6_2.9 – HVR-H3	ATGKYYETYLGFDV	116
mAb6_2.10 - VH	ELQLQESGPGLVKPSETLSLTCTVSGGSITSSNYYWGWIRQPPGKGLEWIG SIDYTGSTYYQPSLKSRVTISVDTSKNQFSLKLSSVTAADTAVYYCARGNY YETYLGFDVWGQGTLVTVSS	117
mAb6_2.10 – HVR-H1	TSSNYYW	118
mAb6_2.10 – HVR-H2	SIDYTGSTYYQP	119

Description	Sequence	SEQ ID NO:
mAb6_2.10 – HVR-H3	ARGNYYETYLGFDV	120
mAb2.1 - VH	ELQLQESGPGLVKPSETLSLTCTVSGGSISDSSYYWGWIRQPPGKGLEWIG SIYYTGNTYYNSSLKSRVTISVDTSKNQFSLKLSSVTAADTAVYYCARVRY GVGVPRYFDPWGQGTLVTVSS	121
mAb2.1 – HVR-H1	SDSSYYW	122
mAb2.1 – HVR-H2	SIYYTGNTYYNS	123
mAb2.1 – HVR-H3	ARVRYGVGVPRYFDP	124
mAb2.2 - VH	ELQLQESGPGLVKPSETLSLTCTVSGGSISESSYYWGWIRQPPGKGLEWIG SIYYTGNTYYNPSLKSRVTISVDTSKNQFSLKLSSVTAADTAVYYCAGVRY GVGVPRYFDPWGQGTLVTVSS	125
mAb2.2 – HVR-H1	SESSYYW	126
mAb2.2 – HVR-H2	SIYYTGNTYYNP	127
mAb2.2 – HVR-H3	AGVRYGVGVPRYFDP	128
mAb2.3 - VH	ELQLQESGPGLVKPSETLSLTCTVSGGSISTSSDYWGWIRQPPGKGLEWIG SIYYTGNTYYLPSLKSRVTISVDTSKNQFSLKLSSVTAADTAVYYCSRVRY GVGVPRYFDPWGQGTLVTVSS	129
mAb2.3 – HVR-H1	STSSDYW	130
mAb2.3 – HVR-H2	SIYYTGNTYYLP	131
mAb2.3 – HVR-H3	SRVRYGVGVPRYFDP	132
mAb2.4 - VH	ELQLQESGPGLVKPSETLSLTCTVSGGSISNSSYYWGWIRQPPGKGLEWIG SIYYTGNTYYLPSLKSRVTISVDTSKNQFSLKLSSVTAADTAVYYCARVRY GVGVPRYFDPWGQGTLVTVSS	133
mAb2.4 – HVR-H1	SNSSYYW	134
mAb2.4 – HVR-H2	SIYYTGNTYYLP	135
mAb2.4 – HVR-H3	ARVRYGVGVPRYFDP	136
mAb2.5 - VH	ELQLQESGPGLVKPSETLSLTCTVSGGSISESSYYWGWIRQPPGKGLEWIG SIYYTGNTYYLPSLKSRVTISVDTSKNQFSLKLSSVTAADTAVYYCARVRY GVGVPRYFDPWGQGTLVTVSS	137
mAb2.5 – HVR-H1	SESSYYW	138
mAb2.5 – HVR-H2	SIYYTGNTYYLP	139
mAb2.5 – HVR-H3	ARVRYGVGVPRYFDP	140
mAb2.6 - VH	ELQLQESGPGLVKPSETLSLTCTVSGGSISTSSYHWGWIRQPPGKGLEWIG SIYYTGNTYYMPSLKSRVTISVDTSKNQFSLKLSSVTAADTAVYYCVRVRY GVGVPRYFDPWGQGTLVTVSS	141
mAb2.6 – HVR-H1	STSSYHW	142
mAb2.6 – HVR-H2	SIYYTGNTYYMP	143
mAb2.6 – HVR-H3	VRVRYGVGVPRYFDP	144
mAb2.7 - VH	ELQLQESGPGLVKPSETLSLTCTVSGGSISRSSYYWGWIRQPPGKGLEWIG SIYYTGNTYYWPSLKSRVTISVDTSKNQFSLKLSSVTAADTAVYYCTRVRY GVGVPRYFDPWGQGTLVTVSS	145
mAb2.7 – HVR-H1	SRSSYYW	146
mAb2.7 – HVR-H2	SIYYTGNTYYWP	147
mAb2.7 – HVR-H3	TRVRYGVGVPRYFDP	148

Description	Sequence	SEQ ID NO:
mAb2.8 - VH	ELQLQESGPGLVKPSETLSLTCTVSGGSISDSSYYWGWIRQPPGKGLEWIG SIYYTGETYYAPSLKSRVTISVDTSKNQFSLKLSSVTAADTAVYYCARLRY GVGVPRYFDPWGQGTLVTVSS	149
mAb2.8 – HVR-H1	SDSSYYW	150
mAb2.8 – HVR-H2	SIYYTGETYYAP	151
mAb2.8 – HVR-H3	ARLRYGVGVPRYFDP	152
mAb2.9 - VH	ELQLQESGPGLVKPSETLSLTCTVSGGSISDSSYYWGWIRQPPGKGLEWIG SIYYTGETYYAPSLKSRVTISVDTSKNQFSLKLSSVTAADTAVYYCARVKY GVGVPRYFDPWGQGTLVTVSS	153
mAb2.9 – HVR-H1	SDSSYYW	154
mAb2.9 – HVR-H2	SIYYTGETYYAP	155
mAb2.9 – HVR-H3	ARVKYGVGVPRYFDP	156
mAb2.10 - VH	ELQLQESGPGLVKPSETLSLTCTVSGGSISDSSYYWGWIRQPPGKGLEWIG SIYYTGETYYAPSLKSRVTISVDTSKNQFSLKLSSVTAADTAVYYCARVRY GVGVPRHFDPWGQGTLVTVSS	157
mAb2.10 – HVR-H1	SDSSYYW	158
mAb2.10 – HVR-H2	SIYYTGETYYAP	159
mAb2.10 – HVR-H3	ARVRYGVGVPRHFDP	160
mAb2.11 – VH	ELQLQESGPGLVKPSETLSLTCTVSGGSISESSYYWGWIRQPPGKGLEWIG SIYYTGETYYAPSLKSRVTISVDTSKNQFSLKLSSVTAADTAVYYCARLRY GVGVPRYFDPWGQGTLVTVSS	161
mAb2.11 – HVR-H1	SESSYYW	162
mAb2.11 – HVR-H2	SIYYTGETYYAP	163
mAb2.11 – HVR-H3	ARLRYGVGVPRYFDP	164
mAb2.12 - VH	ELQLQESGPGLVKPSETLSLTCTVSGGSISESSYYWGWIRQPPGKGLEWIG SIYYTGETYYAPSLKSRVTISVDTSKNQFSLKLSSVTAADTAVYYCARVKY GVGVPRYFDPWGQGTLVTVSS	165
mAb2.12 – HVR-H1	SESSYYW	166
mAb2.12 – HVR-H2	SIYYTGETYYAP	167
mAb2.12 – HVR-H3	ARVKYGVGVPRYFDP	168
mAb2, mAb6_2, and mAb6_2.7 and mAb2.10 - LC	ESVLTQPPSVSGAPGQRVTISCTGSSSNIGAHYDVHWYQQLPGTAPKLLIY GNDNRPSGVPDRFSGSKSGTSASLAITGLQAEDEADYYCQSYDYSLSGYVF GGGTKLTVLGQPKAAPSVTLFPPSSEELQANKATLVCLISDFYPGAVTVAW KADSSPVKAGVETTTPSKQSNNKYAASSYLSLTPEQWKSHKSYSCQVTHEG STVEKTVAPTECS	169
mAb6 - LC	ESVLTQPPSVSGAPGQRVTISCTGSSSNIGAGYDVHWYQQLPGTAPKLLIY GNTNRPSGVPDRFSGSKSGTSASLAITGLQAEDEADYYCQSYDISLSGWVF GGGTKLTVLGQPKAAPSVTLFPPSSEELQANKATLVCLISDFYPGAVTVAW	242

Description	Sequence	SEQ ID NO:
	KADSSPVKAGVETTTPSKQSNNKYAASSYLSLTPEQWKSHKSYSCQVTHEG STVEKTVAPTECS	
mAb6.0 - LC	QESVLTQPPSVSGAPGQRVTISCTGSSSNIGAGYDVHWYQQLPGTAPKLLI YGNTNRPSGVPDRFSGSKSGTSASLAITGLQAEDEADYYCQSYDISLSGWV FGGGTKLTVLGQPKAAPSVTLFPPSSEELQANKATLVCLISDFYPGAVTVA WKADSSPVKAGVETTTPSKQSNNKYAASSYLSLTPEQWKSHKSYSCQVTHE GSTVEKTVAPTECS	247
mAb6.0 and mAb6.0_2.0 - HC	QLQLQESGPGLVKPSETLSLTCTVSGGSITSSNYYWGWIRQPPGKGLEWIG SIDYTGSTYYNPSLKSRVTISVDTSKNQFSLKLSSVTAADTAVYYCARGKY YETYLGFDVWGQGTLVTVSSASTKGPSVFPLAPSSKSTSGGTAALGCLVKD YFPEPVTVSWNSGALTSGVHTFPAVLQSSGLYSLSSVVTVPSSSLGTQTYI CNVNHKPSNTKVDKKVEPKSCDKTHTCPPCPAPELLGGPSVFLFPPKPKDT LMISRTPEVTCVVVDVSHEDPEVKFNWYVDGVEVHNAKTKPREEQYGSTYR VVSVLTVLHQDWLNGKEYKCKVSNKALPAPIEKTISKAKGQPREPQVYTLP PSRDELTKNQVSLTCLVKGFYPSDIAVEWESNGQPENNYKTTPPVLDSDGS FFLYSKLTVDKSRWQQGNVFSCSVMHEALHNHYTQKSLSLSPG	248
mAb6.0 and mAb6.0_2.0 - HC (knob)	QLQLQESGPGLVKPSETLSLTCTVSGGSITSSNYYWGWIRQPPGKGLEWIG SIDYTGSTYYNPSLKSRVTISVDTSKNQFSLKLSSVTAADTAVYYCARGKY YETYLGFDVWGQGTLVTVSSASTKGPSVFPLAPSSKSTSGGTAALGCLVKD YFPEPVTVSWNSGALTSGVHTFPAVLQSSGLYSLSSVVTVPSSSLGTQTYI CNVNHKPSNTKVDKKVEPKSCDKTHTCPPCPAPELLGGPSVFLFPPKPKDT LMISRTPEVTCVVVDVSHEDPEVKFNWYVDGVEVHNAKTKPREEQYGSTYR VVSVLTVLHQDWLNGKEYKCKVSNKALPAPIEKTISKAKGQPREPQVYTLP PSRDELTKNQVSLWCLVKGFYPSDIAVEWESNGQPENNYKTTPPVLDSDGS FFLYSKLTVDKSRWQQGNVFSCSVMHEALHNHYTQKSLSLSPG	249
mAb6.0 and mAb6.0_2.0 - HC (hole)	QLQLQESGPGLVKPSETLSLTCTVSGGSITSSNYYWGWIRQPPGKGLEWIG SIDYTGSTYYNPSLKSRVTISVDTSKNQFSLKLSSVTAADTAVYYCARGKY YETYLGFDVWGQGTLVTVSSASTKGPSVFPLAPSSKSTSGGTAALGCLVKD YFPEPVTVSWNSGALTSGVHTFPAVLQSSGLYSLSSVVTVPSSSLGTQTYI CNVNHKPSNTKVDKKVEPKSCDKTHTCPPCPAPELLGGPSVFLFPPKPKDT LMISRTPEVTCVVVDVSHEDPEVKFNWYVDGVEVHNAKTKPREEQYGSTYR VVSVLTVLHQDWLNGKEYKCKVSNKALPAPIEKTISKAKGQPREPQVYTLP PSRDELTKNQVSLSCAVKGFYPSDIAVEWESNGQPENNYKTTPPVLDSDGS FFLVSKLTVDKSRWQQGNVFSCSVMHEALHNHYTQKSLSLSPG	250
mAb6 and mAb6_2 - HC	ELQLQESGPGLVKPSETLSLTCTVSGGSITSSNYYWGWIRQPPGKGLEWIG SIDYTGSTYYNPSLKSRVTISVDTSKNQFSLKLSSVTAADTAVYYCARGKY YETYLGFDVWGQGTLVTVSSASTKGPSVFPLAPSSKSTSGGTAALGCLVKD YFPEPVTVSWNSGALTSGVHTFPAVLQSSGLYSLSSVVTVPSSSLGTQTYI CNVNHKPSNTKVDKKVEPKSCDKTHTCPPCPAPELLGGPSVFLFPPKPKDT LMISRTPEVTCVVVDVSHEDPEVKFNWYVDGVEVHNAKTKPREEQYGSTYR VVSVLTVLHQDWLNGKEYKCKVSNKALPAPIEKTISKAKGQPREPQVYTLP PSRDELTKNQVSLTCLVKGFYPSDIAVEWESNGQPENNYKTTPPVLDSDGS FFLYSKLTVDKSRWQQGNVFSCSVMHEALHNHYTQKSLSLSPG	170
mAb6 and mAb6_2 – HC (knob)	ELQLQESGPGLVKPSETLSLTCTVSGGSITSSNYYWGWIRQPPGKGLEWIG SIDYTGSTYYNPSLKSRVTISVDTSKNQFSLKLSSVTAADTAVYYCARGKY YETYLGFDVWGQGTLVTVSSASTKGPSVFPLAPSSKSTSGGTAALGCLVKD YFPEPVTVSWNSGALTSGVHTFPAVLQSSGLYSLSSVVTVPSSSLGTQTYI CNVNHKPSNTKVDKKVEPKSCDKTHTCPPCPAPELLGGPSVFLFPPKPKDT LMISRTPEVTCVVVDVSHEDPEVKFNWYVDGVEVHNAKTKPREEQYGSTYR	171

Description	Sequence	SEQ ID NO:
	VVSVLTVLHQDWLNGKEYKCKVSNKALPAPIEKTISKAKGQPREPQVYTLP PSRDELTKNQVSLWCLVKGFYPSDIAVEWESNGQPENNYKTTPPVLDSDGS FFLYSKLTVDKSRWQQGNVFSCSVMHEALHNHYTQKSLSLSPG	
mAb6 and mAb6_2 – HC (hole)	ELQLQESGPGLVKPSETLSLTCTVSGGSITSSNYYWGWIRQPPGKGLEWIG SIDYTGSTYYNPSLKSRVTISVDTSKNQFSLKLSSVTAADTAVYYCARGKY YETYLGFDVWGQGTLVTVSSASTKGPSVFPLAPSSKSTSGGTAALGCLVKD YFPEPVTVSWNSGALTSGVHTFPAVLQSSGLYSLSSVVTVPSSSLGTQTYI CNVNHKPSNTKVDKKVEPKSCDKTHTCPPCPAPELLGGPSVFLFPPKPKDT LMISRTPEVTCVVVDVSHEDPEVKFNWYVDGVEVHNAKTKPREEQYGSTYR VVSVLTVLHQDWLNGKEYKCKVSNKALPAPIEKTISKAKGQPREPQVYTLP PSRDELTKNQVSLSCAVKGFYPSDIAVEWESNGQPENNYKTTPPVLDSDGS FFLVSKLTVDKSRWQQGNVFSCSVMHEALHNHYTQKSLSLSPG	172
mAb6_2.1 - HC	ELQLQESGPGLVKPSETLSLTCTVSGGSITSTNYYWGWIRQPPGKGLEWIG NIDYTGSTYYNASLKSRVTISVDTSKNQFSLKLSSVTAADTAVYYCATGKY YETYLGFDVWGQGTLVTVSSASTKGPSVFPLAPSSKSTSGGTAALGCLVKD YFPEPVTVSWNSGALTSGVHTFPAVLQSSGLYSLSSVVTVPSSSLGTQTYI CNVNHKPSNTKVDKKVEPKSCDKTHTCPPCPAPELLGGPSVFLFPPKPKDT LMISRTPEVTCVVVDVSHEDPEVKFNWYVDGVEVHNAKTKPREEQYGSTYR VVSVLTVLHQDWLNGKEYKCKVSNKALPAPIEKTISKAKGQPREPQVYTLP PSRDELTKNQVSLTCLVKGFYPSDIAVEWESNGQPENNYKTTPPVLDSDGS FFLYSKLTVDKSRWQQGNVFSCSVMHEALHNHYTQKSLSLSPG	173
mAb6_2.1 – HC (knob)	ELQLQESGPGLVKPSETLSLTCTVSGGSITSTNYYWGWIRQPPGKGLEWIG NIDYTGSTYYNASLKSRVTISVDTSKNQFSLKLSSVTAADTAVYYCATGKY YETYLGFDVWGQGTLVTVSSASTKGPSVFPLAPSSKSTSGGTAALGCLVKD YFPEPVTVSWNSGALTSGVHTFPAVLQSSGLYSLSSVVTVPSSSLGTQTYI CNVNHKPSNTKVDKKVEPKSCDKTHTCPPCPAPELLGGPSVFLFPPKPKDT LMISRTPEVTCVVVDVSHEDPEVKFNWYVDGVEVHNAKTKPREEQYGSTYR VVSVLTVLHQDWLNGKEYKCKVSNKALPAPIEKTISKAKGQPREPQVYTLP PSRDELTKNQVSLWCLVKGFYPSDIAVEWESNGQPENNYKTTPPVLDSDGS FFLYSKLTVDKSRWQQGNVFSCSVMHEALHNHYTQKSLSLSPG	174
mAb6_2.1 – HC (hole)	ELQLQESGPGLVKPSETLSLTCTVSGGSITSTNYYWGWIRQPPGKGLEWIG NIDYTGSTYYNASLKSRVTISVDTSKNQFSLKLSSVTAADTAVYYCATGKY YETYLGFDVWGQGTLVTVSSASTKGPSVFPLAPSSKSTSGGTAALGCLVKD YFPEPVTVSWNSGALTSGVHTFPAVLQSSGLYSLSSVVTVPSSSLGTQTYI CNVNHKPSNTKVDKKVEPKSCDKTHTCPPCPAPELLGGPSVFLFPPKPKDT LMISRTPEVTCVVVDVSHEDPEVKFNWYVDGVEVHNAKTKPREEQYGSTYR VVSVLTVLHQDWLNGKEYKCKVSNKALPAPIEKTISKAKGQPREPQVYTLP PSRDELTKNQVSLSCAVKGFYPSDIAVEWESNGQPENNYKTTPPVLDSDGS FFLVSKLTVDKSRWQQGNVFSCSVMHEALHNHYTQKSLSLSPG	175
mAb6_2.2 - HC	ELQLQESGPGLVKPSETLSLTCTVSGGSITSSNAYWGWIRQPPGKGLEWIG SIDYTGSTAYNPSLKSRVTISVDTSKNQFSLKLSSVTAADTAVYYCAHGKY YETYLGFDVWGQGTLVTVSSASTKGPSVFPLAPSSKSTSGGTAALGCLVKD YFPEPVTVSWNSGALTSGVHTFPAVLQSSGLYSLSSVVTVPSSSLGTQTYI CNVNHKPSNTKVDKKVEPKSCDKTHTCPPCPAPELLGGPSVFLFPPKPKDT LMISRTPEVTCVVVDVSHEDPEVKFNWYVDGVEVHNAKTKPREEQYGSTYR VVSVLTVLHQDWLNGKEYKCKVSNKALPAPIEKTISKAKGQPREPQVYTLP PSRDELTKNQVSLTCLVKGFYPSDIAVEWESNGQPENNYKTTPPVLDSDGS FFLYSKLTVDKSRWQQGNVFSCSVMHEALHNHYTQKSLSLSPG	176
mAb6_2.2 – HC (knob)	ELQLQESGPGLVKPSETLSLTCTVSGGSITSSNAYWGWIRQPPGKGLEWIG SIDYTGSTAYNPSLKSRVTISVDTSKNQFSLKLSSVTAADTAVYYCAHGKY YETYLGFDVWGQGTLVTVSSASTKGPSVFPLAPSSKSTSGGTAALGCLVKD	177

Description	Sequence	SEQ ID NO:
	YFPEPVTVSWNSGALTSGVHTFPAVLQSSGLYSLSSVVTVPSSSLGTQTYI CNVNHKPSNTKVDKKVEPKSCDKTHTCPPCPAPELLGGPSVFLFPPKPKDT LMISRTPEVTCVVVDVSHEDPEVKFNWYVDGVEVHNAKTKPREEQYGSTYR VVSVLTVLHQDWLNGKEYKCKVSNKALPAPIEKTISKAKGQPREPQVYTLP PSRDELTKNQVSLWCLVKGFYPSDIAVEWESNGQPENNYKTTPPVLDSDGS FFLYSKLTVDKSRWQQGNVFSCSVMHEALHNHYTQKSLSLSPG	
mAb6_2.2 – HC (hole)	ELQLQESGPGLVKPSETLSLTCTVSGGSITSSNAYWGWIRQPPGKGLEWIG SIDYTGSTAYNPSLKSRVTISVDTSKNQFSLKLSSVTAADTAVYYCAHGKY YETYLGFDVWGQGTLVTVSSASTKGPSVFPLAPSSKSTSGGTAALGCLVKD YFPEPVTVSWNSGALTSGVHTFPAVLQSSGLYSLSSVVTVPSSSLGTQTYI CNVNHKPSNTKVDKKVEPKSCDKTHTCPPCPAPELLGGPSVFLFPPKPKDT LMISRTPEVTCVVVDVSHEDPEVKFNWYVDGVEVHNAKTKPREEQYGSTYR VVSVLTVLHQDWLNGKEYKCKVSNKALPAPIEKTISKAKGQPREPQVYTLP PSRDELTKNQVSLSCAVKGFYPSDIAVEWESNGQPENNYKTTPPVLDSDGS FFLVSKLTVDKSRWQQGNVFSCSVMHEALHNHYTQKSLSLSPG	178
mAb6_2.3 - HC	ELQLQESGPGLVKPSETLSLTCTVSGGSITASNYYWGWIRQPPGKGLEWIG SIDYTGSTYYNTSLKSRVTISVDTSKNQFSLKLSSVTAADTAVYYCATGKY YETYLGFDVWGQGTLVTVSSASTKGPSVFPLAPSSKSTSGGTAALGCLVKD YFPEPVTVSWNSGALTSGVHTFPAVLQSSGLYSLSSVVTVPSSSLGTQTYI CNVNHKPSNTKVDKKVEPKSCDKTHTCPPCPAPELLGGPSVFLFPPKPKDT LMISRTPEVTCVVVDVSHEDPEVKFNWYVDGVEVHNAKTKPREEQYGSTYR VVSVLTVLHQDWLNGKEYKCKVSNKALPAPIEKTISKAKGQPREPQVYTLP PSRDELTKNQVSLTCLVKGFYPSDIAVEWESNGQPENNYKTTPPVLDSDGS FFLYSKLTVDKSRWQQGNVFSCSVMHEALHNHYTQKSLSLSPG	179
mAb6_2.3 – HC (knob)	ELQLQESGPGLVKPSETLSLTCTVSGGSITASNYYWGWIRQPPGKGLEWIG SIDYTGSTYYNTSLKSRVTISVDTSKNQFSLKLSSVTAADTAVYYCATGKY YETYLGFDVWGQGTLVTVSSASTKGPSVFPLAPSSKSTSGGTAALGCLVKD YFPEPVTVSWNSGALTSGVHTFPAVLQSSGLYSLSSVVTVPSSSLGTQTYI CNVNHKPSNTKVDKKVEPKSCDKTHTCPPCPAPELLGGPSVFLFPPKPKDT LMISRTPEVTCVVVDVSHEDPEVKFNWYVDGVEVHNAKTKPREEQYGSTYR VVSVLTVLHQDWLNGKEYKCKVSNKALPAPIEKTISKAKGQPREPQVYTLP PSRDELTKNQVSLWCLVKGFYPSDIAVEWESNGQPENNYKTTPPVLDSDGS FFLYSKLTVDKSRWQQGNVFSCSVMHEALHNHYTQKSLSLSPG	180
mAb6_2.3 – HC (hole)	ELQLQESGPGLVKPSETLSLTCTVSGGSITASNYYWGWIRQPPGKGLEWIG SIDYTGSTYYNTSLKSRVTISVDTSKNQFSLKLSSVTAADTAVYYCATGKY YETYLGFDVWGQGTLVTVSSASTKGPSVFPLAPSSKSTSGGTAALGCLVKD YFPEPVTVSWNSGALTSGVHTFPAVLQSSGLYSLSSVVTVPSSSLGTQTYI CNVNHKPSNTKVDKKVEPKSCDKTHTCPPCPAPELLGGPSVFLFPPKPKDT LMISRTPEVTCVVVDVSHEDPEVKFNWYVDGVEVHNAKTKPREEQYGSTYR VVSVLTVLHQDWLNGKEYKCKVSNKALPAPIEKTISKAKGQPREPQVYTLP PSRDELTKNQVSLSCAVKGFYPSDIAVEWESNGQPENNYKTTPPVLDSDGS FFLVSKLTVDKSRWQQGNVFSCSVMHEALHNHYTQKSLSLSPG	181
mAb6_2.4 - HC	ELQLQESGPGLVKPSETLSLTCTVSGGSITASNYYWGWIRQPPGKGLEWIG SIDYTGSTYYNPSLKSRVTISVDTSKNQFSLKLSSVTAADTAVYYCATGKY YETYLGFDVWGQGTLVTVSSASTKGPSVFPLAPSSKSTSGGTAALGCLVKD YFPEPVTVSWNSGALTSGVHTFPAVLQSSGLYSLSSVVTVPSSSLGTQTYI CNVNHKPSNTKVDKKVEPKSCDKTHTCPPCPAPELLGGPSVFLFPPKPKDT LMISRTPEVTCVVVDVSHEDPEVKFNWYVDGVEVHNAKTKPREEQYGSTYR VVSVLTVLHQDWLNGKEYKCKVSNKALPAPIEKTISKAKGQPREPQVYTLP PSRDELTKNQVSLTCLVKGFYPSDIAVEWESNGQPENNYKTTPPVLDSDGS FFLYSKLTVDKSRWQQGNVFSCSVMHEALHNHYTQKSLSLSPG	182

Description	Sequence	SEQ ID NO:
mAb6_2.4 – HC (knob)	ELQLQESGPGLVKPSETLSLTCTVSGGSITASNYYWGWIRQPPGKGLEWIG SIDYTGSTYYNPSLKSRVTISVDTSKNQFSLKLSSVTAADTAVYYCATGKY YETYLGFDVWGQGTLVTVSSASTKGPSVFPLAPSSKSTSGGTAALGCLVKD YFPEPVTVSWNSGALTSGVHTFPAVLQSSGLYSLSSVVTVPSSSLGTQTYI CNVNHKPSNTKVDKKVEPKSCDKTHTCPPCPAPELLGGPSVFLFPPKPKDT LMISRTPEVTCVVVDVSHEDPEVKFNWYVDGVEVHNAKTKPREEQYGSTYR VVSVLTVLHQDWLNGKEYKCKVSNKALPAPIEKTISKAKGQPREPQVYTLP PSRDELTKNQVSLWCLVKGFYPSDIAVEWESNGQPENNYKTTPPVLDSDGS FFLYSKLTVDKSRWQQGNVFSCSVMHEALHNHYTQKSLSLSPG	183
mAb6_2.4 – HC (hole)	ELQLQESGPGLVKPSETLSLTCTVSGGSITASNYYWGWIRQPPGKGLEWIG SIDYTGSTYYNPSLKSRVTISVDTSKNQFSLKLSSVTAADTAVYYCATGKY YETYLGFDVWGQGTLVTVSSASTKGPSVFPLAPSSKSTSGGTAALGCLVKD YFPEPVTVSWNSGALTSGVHTFPAVLQSSGLYSLSSVVTVPSSSLGTQTYI CNVNHKPSNTKVDKKVEPKSCDKTHTCPPCPAPELLGGPSVFLFPPKPKDT LMISRTPEVTCVVVDVSHEDPEVKFNWYVDGVEVHNAKTKPREEQYGSTYR VVSVLTVLHQDWLNGKEYKCKVSNKALPAPIEKTISKAKGQPREPQVYTLP PSRDELTKNQVSLSCAVKGFYPSDIAVEWESNGQPENNYKTTPPVLDSDGS FFLVSKLTVDKSRWQQGNVFSCSVMHEALHNHYTQKSLSLSPG	184
mAb6_2.5 - HC	ELQLQESGPGLVKPSETLSLTCTVSGGSITASNYYWGWIRQPPGKGLEWIG SIDYTGSTYYEPSLKSRVTISVDTSKNQFSLKLSSVTAADTAVYYCATGSY YETYLGFDVWGQGTLVTVSSASTKGPSVFPLAPSSKSTSGGTAALGCLVKD YFPEPVTVSWNSGALTSGVHTFPAVLQSSGLYSLSSVVTVPSSSLGTQTYI CNVNHKPSNTKVDKKVEPKSCDKTHTCPPCPAPELLGGPSVFLFPPKPKDT LMISRTPEVTCVVVDVSHEDPEVKFNWYVDGVEVHNAKTKPREEQYGSTYR VVSVLTVLHQDWLNGKEYKCKVSNKALPAPIEKTISKAKGQPREPQVYTLP PSRDELTKNQVSLTCLVKGFYPSDIAVEWESNGQPENNYKTTPPVLDSDGS FFLYSKLTVDKSRWQQGNVFSCSVMHEALHNHYTQKSLSLSPG	185
mAb6_2.5 – HC (knob)	ELQLQESGPGLVKPSETLSLTCTVSGGSITASNYYWGWIRQPPGKGLEWIG SIDYTGSTYYEPSLKSRVTISVDTSKNQFSLKLSSVTAADTAVYYCATGSY YETYLGFDVWGQGTLVTVSSASTKGPSVFPLAPSSKSTSGGTAALGCLVKD YFPEPVTVSWNSGALTSGVHTFPAVLQSSGLYSLSSVVTVPSSSLGTQTYI CNVNHKPSNTKVDKKVEPKSCDKTHTCPPCPAPELLGGPSVFLFPPKPKDT LMISRTPEVTCVVVDVSHEDPEVKFNWYVDGVEVHNAKTKPREEQYGSTYR VVSVLTVLHQDWLNGKEYKCKVSNKALPAPIEKTISKAKGQPREPQVYTLP PSRDELTKNQVSLWCLVKGFYPSDIAVEWESNGQPENNYKTTPPVLDSDGS FFLYSKLTVDKSRWQQGNVFSCSVMHEALHNHYTQKSLSLSPG	186
mAb6_2.5 – HC (hole)	ELQLQESGPGLVKPSETLSLTCTVSGGSITASNYYWGWIRQPPGKGLEWIG SIDYTGSTYYEPSLKSRVTISVDTSKNQFSLKLSSVTAADTAVYYCATGSY YETYLGFDVWGQGTLVTVSSASTKGPSVFPLAPSSKSTSGGTAALGCLVKD YFPEPVTVSWNSGALTSGVHTFPAVLQSSGLYSLSSVVTVPSSSLGTQTYI CNVNHKPSNTKVDKKVEPKSCDKTHTCPPCPAPELLGGPSVFLFPPKPKDT LMISRTPEVTCVVVDVSHEDPEVKFNWYVDGVEVHNAKTKPREEQYGSTYR VVSVLTVLHQDWLNGKEYKCKVSNKALPAPIEKTISKAKGQPREPQVYTLP PSRDELTKNQVSLSCAVKGFYPSDIAVEWESNGQPENNYKTTPPVLDSDGS FFLVSKLTVDKSRWQQGNVFSCSVMHEALHNHYTQKSLSLSPG	187
mAb6_2.6 - HC	ELQLQESGPGLVKPSETLSLTCTVSGGSITASNYYWGWIRQPPGKGLEWIG SIDYTGSTYYEPSLKSRVTISVDTSKNQFSLKLSSVTAADTAVYYCATGNY YETYLGFDVWGQGTLVTVSSASTKGPSVFPLAPSSKSTSGGTAALGCLVKD YFPEPVTVSWNSGALTSGVHTFPAVLQSSGLYSLSSVVTVPSSSLGTQTYI CNVNHKPSNTKVDKKVEPKSCDKTHTCPPCPAPELLGGPSVFLFPPKPKDT LMISRTPEVTCVVVDVSHEDPEVKFNWYVDGVEVHNAKTKPREEQYGSTYR	188

Description	Sequence	SEQ ID NO:
	VVSVLTVLHQDWLNGKEYKCKVSNKALPAPIEKTISKAKGQPREPQVYTLP PSRDELTKNQVSLTCLVKGFYPSDIAVEWESNGQPENNYKTTPPVLDSDGS FFLYSKLTVDKSRWQQGNVFSCSVMHEALHNHYTQKSLSLSPG	
mAb6_2.6 – HC (knob)	ELQLQESGPGLVKPSETLSLTCTVSGGSITASNYYWGWIRQPPGKGLEWIG SIDYTGSTYYEPSLKSRVTISVDTSKNQFSLKLSSVTAADTAVYYCATGNY YETYLGFDVWGQGTLVTVSSASTKGPSVFPLAPSSKSTSGGTAALGCLVKD YFPEPVTVSWNSGALTSGVHTFPAVLQSSGLYSLSSVVTVPSSSLGTQTYI CNVNHKPSNTKVDKKVEPKSCDKTHTCPPCPAPELLGGPSVFLFPPKPKDT LMISRTPEVTCVVVDVSHEDPEVKFNWYVDGVEVHNAKTKPREEQYGSTYR VVSVLTVLHQDWLNGKEYKCKVSNKALPAPIEKTISKAKGQPREPQVYTLP PSRDELTKNQVSLWCLVKGFYPSDIAVEWESNGQPENNYKTTPPVLDSDGS FFLYSKLTVDKSRWQQGNVFSCSVMHEALHNHYTQKSLSLSPG	189
mAb6_2.6 – HC (hole)	ELQLQESGPGLVKPSETLSLTCTVSGGSITASNYYWGWIRQPPGKGLEWIG SIDYTGSTYYEPSLKSRVTISVDTSKNQFSLKLSSVTAADTAVYYCATGNY YETYLGFDVWGQGTLVTVSSASTKGPSVFPLAPSSKSTSGGTAALGCLVKD YFPEPVTVSWNSGALTSGVHTFPAVLQSSGLYSLSSVVTVPSSSLGTQTYI CNVNHKPSNTKVDKKVEPKSCDKTHTCPPCPAPELLGGPSVFLFPPKPKDT LMISRTPEVTCVVVDVSHEDPEVKFNWYVDGVEVHNAKTKPREEQYGSTYR VVSVLTVLHQDWLNGKEYKCKVSNKALPAPIEKTISKAKGQPREPQVYTLP PSRDELTKNQVSLSCAVKGFYPSDIAVEWESNGQPENNYKTTPPVLDSDGS FFLVSKLTVDKSRWQQGNVFSCSVMHEALHNHYTQKSLSLSPG	190
mAb6_2.7 - HC	ELQLQESGPGLVKPSETLSLTCTVSGGSITASNTYWGWIRQPPGKGLEWIG SIDYTGSTYYNPSLKSRVTISVDTSKNQFSLKLSSVTAADTAVYYCATGKY YETYLGFDVWGQGTLVTVSSASTKGPSVFPLAPSSKSTSGGTAALGCLVKD YFPEPVTVSWNSGALTSGVHTFPAVLQSSGLYSLSSVVTVPSSSLGTQTYI CNVNHKPSNTKVDKKVEPKSCDKTHTCPPCPAPELLGGPSVFLFPPKPKDT LMISRTPEVTCVVVDVSHEDPEVKFNWYVDGVEVHNAKTKPREEQYGSTYR VVSVLTVLHQDWLNGKEYKCKVSNKALPAPIEKTISKAKGQPREPQVYTLP PSRDELTKNQVSLTCLVKGFYPSDIAVEWESNGQPENNYKTTPPVLDSDGS FFLYSKLTVDKSRWQQGNVFSCSVMHEALHNHYTQKSLSLSPG	191
mAb6_2.7 – HC (knob)	ELQLQESGPGLVKPSETLSLTCTVSGGSITASNTYWGWIRQPPGKGLEWIG SIDYTGSTYYNPSLKSRVTISVDTSKNQFSLKLSSVTAADTAVYYCATGKY YETYLGFDVWGQGTLVTVSSASTKGPSVFPLAPSSKSTSGGTAALGCLVKD YFPEPVTVSWNSGALTSGVHTFPAVLQSSGLYSLSSVVTVPSSSLGTQTYI CNVNHKPSNTKVDKKVEPKSCDKTHTCPPCPAPELLGGPSVFLFPPKPKDT LMISRTPEVTCVVVDVSHEDPEVKFNWYVDGVEVHNAKTKPREEQYGSTYR VVSVLTVLHQDWLNGKEYKCKVSNKALPAPIEKTISKAKGQPREPQVYTLP PSRDELTKNQVSLWCLVKGFYPSDIAVEWESNGQPENNYKTTPPVLDSDGS FFLYSKLTVDKSRWQQGNVFSCSVMHEALHNHYTQKSLSLSPG	192
mAb6_2.7 – HC (hole)	ELQLQESGPGLVKPSETLSLTCTVSGGSITASNTYWGWIRQPPGKGLEWIG SIDYTGSTYYNPSLKSRVTISVDTSKNQFSLKLSSVTAADTAVYYCATGKY YETYLGFDVWGQGTLVTVSSASTKGPSVFPLAPSSKSTSGGTAALGCLVKD YFPEPVTVSWNSGALTSGVHTFPAVLQSSGLYSLSSVVTVPSSSLGTQTYI CNVNHKPSNTKVDKKVEPKSCDKTHTCPPCPAPELLGGPSVFLFPPKPKDT LMISRTPEVTCVVVDVSHEDPEVKFNWYVDGVEVHNAKTKPREEQYGSTYR VVSVLTVLHQDWLNGKEYKCKVSNKALPAPIEKTISKAKGQPREPQVYTLP PSRDELTKNQVSLSCAVKGFYPSDIAVEWESNGQPENNYKTTPPVLDSDGS FFLVSKLTVDKSRWQQGNVFSCSVMHEALHNHYTQKSLSLSPG	193
mAb6_2.8 - HC	ELQLQESGPGLVKPSETLSLTCTVSGGSITASNYYWGWIRQPPGKGLEWIG SIDYTGSTYYNPSLKSRVTISVDTSKNQFSLKLSSVTAADTAVYYCASGKY YETYLGFDVWGQGTLVTVSSASTKGPSVFPLAPSSKSTSGGTAALGCLVKD	194

Description	Sequence	SEQ ID NO:
	YFPEPVTVSWNSGALTSGVHTFPAVLQSSGLYSLSSVVTVPSSSLGTQTYI CNVNHKPSNTKVDKKVEPKSCDKTHTCPPCPAPELLGGPSVFLFPPKPKDT LMISRTPEVTCVVVDVSHEDPEVKFNWYVDGVEVHNAKTKPREEQYGSTYR VVSVLTVLHQDWLNGKEYKCKVSNKALPAPIEKTISKAKGQPREPQVYTLP PSRDELTKNQVSLTCLVKGFYPSDIAVEWESNGQPENNYKTTPPVLDSDGS FFLYSKLTVDKSRWQQGNVFSCSVMHEALHNHYTQKSLSLSPG	
mAb6_2.8 – HC (knob)	ELQLQESGPGLVKPSETLSLTCTVSGGSITASNYYWGWIRQPPGKGLEWIG SIDYTGSTYYNPSLKSRVTISVDTSKNQFSLKLSSVTAADTAVYYCASGKY YETYLGFDVWGQGTLVTVSSASTKGPSVFPLAPSSKSTSGGTAALGCLVKD YFPEPVTVSWNSGALTSGVHTFPAVLQSSGLYSLSSVVTVPSSSLGTQTYI CNVNHKPSNTKVDKKVEPKSCDKTHTCPPCPAPELLGGPSVFLFPPKPKDT LMISRTPEVTCVVVDVSHEDPEVKFNWYVDGVEVHNAKTKPREEQYGSTYR VVSVLTVLHQDWLNGKEYKCKVSNKALPAPIEKTISKAKGQPREPQVYTLP PSRDELTKNQVSLWCLVKGFYPSDIAVEWESNGQPENNYKTTPPVLDSDGS FFLYSKLTVDKSRWQQGNVFSCSVMHEALHNHYTQKSLSLSPG	195
mAb6_2.8 – HC (hole)	ELQLQESGPGLVKPSETLSLTCTVSGGSITASNYYWGWIRQPPGKGLEWIG SIDYTGSTYYNPSLKSRVTISVDTSKNQFSLKLSSVTAADTAVYYCASGKY YETYLGFDVWGQGTLVTVSSASTKGPSVFPLAPSSKSTSGGTAALGCLVKD YFPEPVTVSWNSGALTSGVHTFPAVLQSSGLYSLSSVVTVPSSSLGTQTYI CNVNHKPSNTKVDKKVEPKSCDKTHTCPPCPAPELLGGPSVFLFPPKPKDT LMISRTPEVTCVVVDVSHEDPEVKFNWYVDGVEVHNAKTKPREEQYGSTYR VVSVLTVLHQDWLNGKEYKCKVSNKALPAPIEKTISKAKGQPREPQVYTLP PSRDELTKNQVSLSCAVKGFYPSDIAVEWESNGQPENNYKTTPPVLDSDGS FFLVSKLTVDKSRWQQGNVFSCSVMHEALHNHYTQKSLSLSPG	196
mAb6_2.9 - HC	ELQLQESGPGLVKPSETLSLTCTVSGGSITSSNYYWGWIRQPPGKGLEWIG SIDYTGSTYYNPSLKSRVTISVDTSKNQFSLKLSSVTAADTAVYYCATGKY YETYLGFDVWGQGTLVTVSSASTKGPSVFPLAPSSKSTSGGTAALGCLVKD YFPEPVTVSWNSGALTSGVHTFPAVLQSSGLYSLSSVVTVPSSSLGTQTYI CNVNHKPSNTKVDKKVEPKSCDKTHTCPPCPAPELLGGPSVFLFPPKPKDT LMISRTPEVTCVVVDVSHEDPEVKFNWYVDGVEVHNAKTKPREEQYGSTYR VVSVLTVLHQDWLNGKEYKCKVSNKALPAPIEKTISKAKGQPREPQVYTLP PSRDELTKNQVSLTCLVKGFYPSDIAVEWESNGQPENNYKTTPPVLDSDGS FFLYSKLTVDKSRWQQGNVFSCSVMHEALHNHYTQKSLSLSPG	197
mAb6_2.9 – HC (knob)	ELQLQESGPGLVKPSETLSLTCTVSGGSITSSNYYWGWIRQPPGKGLEWIG SIDYTGSTYYNPSLKSRVTISVDTSKNQFSLKLSSVTAADTAVYYCATGKY YETYLGFDVWGQGTLVTVSSASTKGPSVFPLAPSSKSTSGGTAALGCLVKD YFPEPVTVSWNSGALTSGVHTFPAVLQSSGLYSLSSVVTVPSSSLGTQTYI CNVNHKPSNTKVDKKVEPKSCDKTHTCPPCPAPELLGGPSVFLFPPKPKDT LMISRTPEVTCVVVDVSHEDPEVKFNWYVDGVEVHNAKTKPREEQYGSTYR VVSVLTVLHQDWLNGKEYKCKVSNKALPAPIEKTISKAKGQPREPQVYTLP PSRDELTKNQVSLWCLVKGFYPSDIAVEWESNGQPENNYKTTPPVLDSDGS FFLYSKLTVDKSRWQQGNVFSCSVMHEALHNHYTQKSLSLSPG	198
mAb6_2.9 – HC (hole)	ELQLQESGPGLVKPSETLSLTCTVSGGSITSSNYYWGWIRQPPGKGLEWIG SIDYTGSTYYNPSLKSRVTISVDTSKNQFSLKLSSVTAADTAVYYCATGKY YETYLGFDVWGQGTLVTVSSASTKGPSVFPLAPSSKSTSGGTAALGCLVKD YFPEPVTVSWNSGALTSGVHTFPAVLQSSGLYSLSSVVTVPSSSLGTQTYI CNVNHKPSNTKVDKKVEPKSCDKTHTCPPCPAPELLGGPSVFLFPPKPKDT LMISRTPEVTCVVVDVSHEDPEVKFNWYVDGVEVHNAKTKPREEQYGSTYR VVSVLTVLHQDWLNGKEYKCKVSNKALPAPIEKTISKAKGQPREPQVYTLP PSRDELTKNQVSLSCAVKGFYPSDIAVEWESNGQPENNYKTTPPVLDSDGS FFLVSKLTVDKSRWQQGNVFSCSVMHEALHNHYTQKSLSLSPG	199

Description	Sequence	SEQ ID NO:
mAb6_2.10 - HC	ELQLQESGPGLVKPSETLSLTCTVSGGSITSSNYYWGWIRQPPGKGLEWIG SIDYTGSTYYQPSLKSRVTISVDTSKNQFSLKLSSVTAADTAVYYCARGNY YETYLGFDVWGQGTLVTVSSASTKGPSVFPLAPSSKSTSGGTAALGCLVKD YFPEPVTVSWNSGALTSGVHTFPAVLQSSGLYSLSSVVTVPSSSLGTQTYI CNVNHKPSNTKVDKKVEPKSCDKTHTCPPCPAPELLGGPSVFLFPPKPKDT LMISRTPEVTCVVVDVSHEDPEVKFNWYVDGVEVHNAKTKPREEQYGSTYR VVSVLTVLHQDWLNGKEYKCKVSNKALPAPIEKTISKAKGQPREPQVYTLP PSRDELTKNQVSLTCLVKGFYPSDIAVEWESNGQPENNYKTTPPVLDSDGS FFLYSKLTVDKSRWQQGNVFSCSVMHEALHNHYTQKSLSLSPG	200
mAb6_2.10 – HC (knob)	ELQLQESGPGLVKPSETLSLTCTVSGGSITSSNYYWGWIRQPPGKGLEWIG SIDYTGSTYYQPSLKSRVTISVDTSKNQFSLKLSSVTAADTAVYYCARGNY YETYLGFDVWGQGTLVTVSSASTKGPSVFPLAPSSKSTSGGTAALGCLVKD YFPEPVTVSWNSGALTSGVHTFPAVLQSSGLYSLSSVVTVPSSSLGTQTYI CNVNHKPSNTKVDKKVEPKSCDKTHTCPPCPAPELLGGPSVFLFPPKPKDT LMISRTPEVTCVVVDVSHEDPEVKFNWYVDGVEVHNAKTKPREEQYGSTYR VVSVLTVLHQDWLNGKEYKCKVSNKALPAPIEKTISKAKGQPREPQVYTLP PSRDELTKNQVSLWCLVKGFYPSDIAVEWESNGQPENNYKTTPPVLDSDGS FFLYSKLTVDKSRWQQGNVFSCSVMHEALHNHYTQKSLSLSPG	201
mAb6_2.10 – HC (hole)	ELQLQESGPGLVKPSETLSLTCTVSGGSITSSNYYWGWIRQPPGKGLEWIG SIDYTGSTYYQPSLKSRVTISVDTSKNQFSLKLSSVTAADTAVYYCARGNY YETYLGFDVWGQGTLVTVSSASTKGPSVFPLAPSSKSTSGGTAALGCLVKD YFPEPVTVSWNSGALTSGVHTFPAVLQSSGLYSLSSVVTVPSSSLGTQTYI CNVNHKPSNTKVDKKVEPKSCDKTHTCPPCPAPELLGGPSVFLFPPKPKDT LMISRTPEVTCVVVDVSHEDPEVKFNWYVDGVEVHNAKTKPREEQYGSTYR VVSVLTVLHQDWLNGKEYKCKVSNKALPAPIEKTISKAKGQPREPQVYTLP PSRDELTKNQVSLSCAVKGFYPSDIAVEWESNGQPENNYKTTPPVLDSDGS FFLVSKLTVDKSRWQQGNVFSCSVMHEALHNHYTQKSLSLSPG	202
mAb2.0 - HC	QLQLQESGPGLVKPSETLSLTCTVSGGSISTSSYYWGWIRQPPGKGLEWIG SIYYTGNTYYNPSLKSRVTISVDTSKNQFSLKLSSVTAADTAVYYCARVRY GVGVPRYFDPWGQGTLVTVSSASTKGPSVFPLAPSSKSTSGGTAALGCLVK DYFPEPVTVSWNSGALTSGVHTFPAVLQSSGLYSLSSVVTVPSSSLGTQTY ICNVNHKPSNTKVDKKVEPKSCDKTHTCPPCPAPELLGGPSVFLFPPKPKD TLMISRTPEVTCVVVDVSHEDPEVKFNWYVDGVEVHNAKTKPREEQYGSTY RVVSVLTVLHQDWLNGKEYKCKVSNKALPAPIEKTISKAKGQPREPQVYTL PPSRDELTKNQVSLTCLVKGFYPSDIAVEWESNGQPENNYKTTPPVLDSDG SFFLYSKLTVDKSRWQQGNVFSCSVMHEALHNHYTQKSLSLSPG	243
mAb2.0 - HC (knob)	QLQLQESGPGLVKPSETLSLTCTVSGGSISTSSYYWGWIRQPPGKGLEWIG SIYYTGNTYYNPSLKSRVTISVDTSKNQFSLKLSSVTAADTAVYYCARVRY GVGVPRYFDPWGQGTLVTVSSASTKGPSVFPLAPSSKSTSGGTAALGCLVK DYFPEPVTVSWNSGALTSGVHTFPAVLQSSGLYSLSSVVTVPSSSLGTQTY ICNVNHKPSNTKVDKKVEPKSCDKTHTCPPCPAPELLGGPSVFLFPPKPKD TLMISRTPEVTCVVVDVSHEDPEVKFNWYVDGVEVHNAKTKPREEQYGSTY RVVSVLTVLHQDWLNGKEYKCKVSNKALPAPIEKTISKAKGQPREPQVYTL PPSRDELTKNQVSLWCLVKGFYPSDIAVEWESNGQPENNYKTTPPVLDSDG SFFLYSKLTVDKSRWQQGNVFSCSVMHEALHNHYTQKSLSLSPG	244
mAb2.0 - HC (hole)	QLQLQESGPGLVKPSETLSLTCTVSGGSISTSSYYWGWIRQPPGKGLEWIG SIYYTGNTYYNPSLKSRVTISVDTSKNQFSLKLSSVTAADTAVYYCARVRY GVGVPRYFDPWGQGTLVTVSSASTKGPSVFPLAPSSKSTSGGTAALGCLVK DYFPEPVTVSWNSGALTSGVHTFPAVLQSSGLYSLSSVVTVPSSSLGTQTY ICNVNHKPSNTKVDKKVEPKSCDKTHTCPPCPAPELLGGPSVFLFPPKPKD TLMISRTPEVTCVVVDVSHEDPEVKFNWYVDGVEVHNAKTKPREEQYGSTY	245

Description	Sequence	SEQ ID NO:
	RVVSVLTVLHQDWLNGKEYKCKVSNKALPAPIEKTISKAKGQPREPQVYTL PPSRDELTKNQVSLSCAVKGFYPSDIAVEWESNGQPENNYKTTPPVLDSDG SFFLVSKLTVDKSRWQQGNVFSCSVMHEALHNHYTQKSLSLSPG	
mAb2.0 and mAb6.0_2.0 - LC	QSVLTQPPSVSGAPGQRVTISCTGSSSNIGAHYDVHWYQQLPGTAPKLLIY GNDNRPSGVPDRFSGSKSGTSASLAITGLQAEDEADYYCQSYDYSLSGYVF GGGTKLTVLGQPKAAPSVTLFPPSSEELQANKATLVCLISDFYPGAVTVAW KADSSPVKAGVETTTPSKQSNNKYAASSYLSLTPEQWKSHKSYSCQVTHEG STVEKTVAPTECS	246
mAb2 - HC	ELQLQESGPGLVKPSETLSLTCTVSGGSISTSSYYWGWIRQPPGKGLEWIG SIYYTGNTYYNPSLKSRVTISVDTSKNQFSLKLSSVTAADTAVYYCARVRY GVGVPRYFDPWGQGTLVTVSSASTKGPSVFPLAPSSKSTSGGTAALGCLVK DYFPEPVTVSWNSGALTSGVHTFPAVLQSSGLYSLSSVVTVPSSSLGTQTY ICNVNHKPSNTKVDKKVEPKSCDKTHTCPPCPAPELLGGPSVFLFPPKPKD TLMISRTPEVTCVVVDVSHEDPEVKFNWYVDGVEVHNAKTKPREEQYGSTY RVVSVLTVLHQDWLNGKEYKCKVSNKALPAPIEKTISKAKGQPREPQVYTL PPSRDELTKNQVSLTCLVKGFYPSDIAVEWESNGQPENNYKTTPPVLDSDG SFFLYSKLTVDKSRWQQGNVFSCSVMHEALHNHYTQKSLSLSPG	203
mAb2 – HC (knob)	ELQLQESGPGLVKPSETLSLTCTVSGGSISTSSYYWGWIRQPPGKGLEWIG SIYYTGNTYYNPSLKSRVTISVDTSKNQFSLKLSSVTAADTAVYYCARVRY GVGVPRYFDPWGQGTLVTVSSASTKGPSVFPLAPSSKSTSGGTAALGCLVK DYFPEPVTVSWNSGALTSGVHTFPAVLQSSGLYSLSSVVTVPSSSLGTQTY ICNVNHKPSNTKVDKKVEPKSCDKTHTCPPCPAPELLGGPSVFLFPPKPKD TLMISRTPEVTCVVVDVSHEDPEVKFNWYVDGVEVHNAKTKPREEQYGSTY RVVSVLTVLHQDWLNGKEYKCKVSNKALPAPIEKTISKAKGQPREPQVYTL PPSRDELTKNQVSLWCLVKGFYPSDIAVEWESNGQPENNYKTTPPVLDSDG SFFLYSKLTVDKSRWQQGNVFSCSVMHEALHNHYTQKSLSLSPG	204
mAb2 – HC (hole)	ELQLQESGPGLVKPSETLSLTCTVSGGSISTSSYYWGWIRQPPGKGLEWIG SIYYTGNTYYNPSLKSRVTISVDTSKNQFSLKLSSVTAADTAVYYCARVRY GVGVPRYFDPWGQGTLVTVSSASTKGPSVFPLAPSSKSTSGGTAALGCLVK DYFPEPVTVSWNSGALTSGVHTFPAVLQSSGLYSLSSVVTVPSSSLGTQTY ICNVNHKPSNTKVDKKVEPKSCDKTHTCPPCPAPELLGGPSVFLFPPKPKD TLMISRTPEVTCVVVDVSHEDPEVKFNWYVDGVEVHNAKTKPREEQYGSTY RVVSVLTVLHQDWLNGKEYKCKVSNKALPAPIEKTISKAKGQPREPQVYTL PPSRDELTKNQVSLSCAVKGFYPSDIAVEWESNGQPENNYKTTPPVLDSDG SFFLVSKLTVDKSRWQQGNVFSCSVMHEALHNHYTQKSLSLSPG	205
mAb2.1 - HC	ELQLQESGPGLVKPSETLSLTCTVSGGSISDSSYYWGWIRQPPGKGLEWIG SIYYTGNTYYNSSLKSRVTISVDTSKNQFSLKLSSVTAADTAVYYCARVRY GVGVPRYFDPWGQGTLVTVSSASTKGPSVFPLAPSSKSTSGGTAALGCLVK DYFPEPVTVSWNSGALTSGVHTFPAVLQSSGLYSLSSVVTVPSSSLGTQTY ICNVNHKPSNTKVDKKVEPKSCDKTHTCPPCPAPELLGGPSVFLFPPKPKD TLMISRTPEVTCVVVDVSHEDPEVKFNWYVDGVEVHNAKTKPREEQYGSTY RVVSVLTVLHQDWLNGKEYKCKVSNKALPAPIEKTISKAKGQPREPQVYTL PPSRDELTKNQVSLTCLVKGFYPSDIAVEWESNGQPENNYKTTPPVLDSDG SFFLYSKLTVDKSRWQQGNVFSCSVMHEALHNHYTQKSLSLSPG	206
mAb2.1 – HC (knob)	ELQLQESGPGLVKPSETLSLTCTVSGGSISDSSYYWGWIRQPPGKGLEWIG SIYYTGNTYYNSSLKSRVTISVDTSKNQFSLKLSSVTAADTAVYYCARVRY GVGVPRYFDPWGQGTLVTVSSASTKGPSVFPLAPSSKSTSGGTAALGCLVK DYFPEPVTVSWNSGALTSGVHTFPAVLQSSGLYSLSSVVTVPSSSLGTQTY ICNVNHKPSNTKVDKKVEPKSCDKTHTCPPCPAPELLGGPSVFLFPPKPKD	207

Description	Sequence	SEQ ID NO:
	TLMISRTPEVTCVVVDVSHEDPEVKFNWYVDGVEVHNAKTKPREEQYGSTY RVVSVLTVLHQDWLNGKEYKCKVSNKALPAPIEKTISKAKGQPREPQVYTL PPSRDELTKNQVSLWCLVKGFYPSDIAVEWESNGQPENNYKTTPPVLDSDG SFFLYSKLTVDKSRWQQGNVFSCSVMHEALHNHYTQKSLSLSPG	
mAb2.1 – HC (hole)	ELQLQESGPGLVKPSETLSLTCTVSGGSISDSSYYWGWIRQPPGKGLEWIG SIYYTGNTYYNSSLKSRVTISVDTSKNQFSLKLSSVTAADTAVYYCARVRY GVGVPRYFDPWGQGTLVTVSSASTKGPSVFPLAPSSKSTSGGTAALGCLVK DYFPEPVTVSWNSGALTSGVHTFPAVLQSSGLYSLSSVVTVPSSSLGTQTY ICNVNHKPSNTKVDKKVEPKSCDKTHTCPPCPAPELLGGPSVFLFPPKPKD TLMISRTPEVTCVVVDVSHEDPEVKFNWYVDGVEVHNAKTKPREEQYGSTY RVVSVLTVLHQDWLNGKEYKCKVSNKALPAPIEKTISKAKGQPREPQVYTL PPSRDELTKNQVSLSCAVKGFYPSDIAVEWESNGQPENNYKTTPPVLDSDG SFFLVSKLTVDKSRWQQGNVFSCSVMHEALHNHYTQKSLSLSPG	208
mAb2.2 - HC	ELQLQESGPGLVKPSETLSLTCTVSGGSISESSYYWGWIRQPPGKGLEWIG SIYYTGNTYYNPSLKSRVTISVDTSKNQFSLKLSSVTAADTAVYYCAGVRY GVGVPRYFDPWGQGTLVTVSSASTKGPSVFPLAPSSKSTSGGTAALGCLVK DYFPEPVTVSWNSGALTSGVHTFPAVLQSSGLYSLSSVVTVPSSSLGTQTY ICNVNHKPSNTKVDKKVEPKSCDKTHTCPPCPAPELLGGPSVFLFPPKPKD TLMISRTPEVTCVVVDVSHEDPEVKFNWYVDGVEVHNAKTKPREEQYGSTY RVVSVLTVLHQDWLNGKEYKCKVSNKALPAPIEKTISKAKGQPREPQVYTL PPSRDELTKNQVSLTCLVKGFYPSDIAVEWESNGQPENNYKTTPPVLDSDG SFFLYSKLTVDKSRWQQGNVFSCSVMHEALHNHYTQKSLSLSPG	209
mAb2.2 – HC (knob)	ELQLQESGPGLVKPSETLSLTCTVSGGSISESSYYWGWIRQPPGKGLEWIG SIYYTGNTYYNPSLKSRVTISVDTSKNQFSLKLSSVTAADTAVYYCAGVRY GVGVPRYFDPWGQGTLVTVSSASTKGPSVFPLAPSSKSTSGGTAALGCLVK DYFPEPVTVSWNSGALTSGVHTFPAVLQSSGLYSLSSVVTVPSSSLGTQTY ICNVNHKPSNTKVDKKVEPKSCDKTHTCPPCPAPELLGGPSVFLFPPKPKD TLMISRTPEVTCVVVDVSHEDPEVKFNWYVDGVEVHNAKTKPREEQYGSTY RVVSVLTVLHQDWLNGKEYKCKVSNKALPAPIEKTISKAKGQPREPQVYTL PPSRDELTKNQVSLWCLVKGFYPSDIAVEWESNGQPENNYKTTPPVLDSDG SFFLYSKLTVDKSRWQQGNVFSCSVMHEALHNHYTQKSLSLSPG	210
mAb2.2 – HC (hole)	ELQLQESGPGLVKPSETLSLTCTVSGGSISESSYYWGWIRQPPGKGLEWIG SIYYTGNTYYNPSLKSRVTISVDTSKNQFSLKLSSVTAADTAVYYCAGVRY GVGVPRYFDPWGQGTLVTVSSASTKGPSVFPLAPSSKSTSGGTAALGCLVK DYFPEPVTVSWNSGALTSGVHTFPAVLQSSGLYSLSSVVTVPSSSLGTQTY ICNVNHKPSNTKVDKKVEPKSCDKTHTCPPCPAPELLGGPSVFLFPPKPKD TLMISRTPEVTCVVVDVSHEDPEVKFNWYVDGVEVHNAKTKPREEQYGSTY RVVSVLTVLHQDWLNGKEYKCKVSNKALPAPIEKTISKAKGQPREPQVYTL PPSRDELTKNQVSLSCAVKGFYPSDIAVEWESNGQPENNYKTTPPVLDSDG SFFLVSKLTVDKSRWQQGNVFSCSVMHEALHNHYTQKSLSLSPG	211
mAb2.3 - HC	ELQLQESGPGLVKPSETLSLTCTVSGGSISTSSDYWGWIRQPPGKGLEWIG SIYYTGNTYYLPSLKSRVTISVDTSKNQFSLKLSSVTAADTAVYYCSRVRY GVGVPRYFDPWGQGTLVTVSSASTKGPSVFPLAPSSKSTSGGTAALGCLVK DYFPEPVTVSWNSGALTSGVHTFPAVLQSSGLYSLSSVVTVPSSSLGTQTY ICNVNHKPSNTKVDKKVEPKSCDKTHTCPPCPAPELLGGPSVFLFPPKPKD TLMISRTPEVTCVVVDVSHEDPEVKFNWYVDGVEVHNAKTKPREEQYGSTY RVVSVLTVLHQDWLNGKEYKCKVSNKALPAPIEKTISKAKGQPREPQVYTL PPSRDELTKNQVSLTCLVKGFYPSDIAVEWESNGQPENNYKTTPPVLDSDG SFFLYSKLTVDKSRWQQGNVFSCSVMHEALHNHYTQKSLSLSPG	212
mAb2.3 – HC (knob)	ELQLQESGPGLVKPSETLSLTCTVSGGSISTSSDYWGWIRQPPGKGLEWIG SIYYTGNTYYLPSLKSRVTISVDTSKNQFSLKLSSVTAADTAVYYCSRVRY	213

Description	Sequence	SEQ ID NO:
	GVGVPRYFDPWGQGTLVTVSSASTKGPSVFPLAPSSKSTSGGTAALGCLVK DYFPEPVTVSWNSGALTSGVHTFPAVLQSSGLYSLSSVVTVPSSSLGTQTY ICNVNHKPSNTKVDKKVEPKSCDKTHTCPPCPAPELLGGPSVFLFPPKPKD TLMISRTPEVTCVVVDVSHEDPEVKFNWYVDGVEVHNAKTKPREEQYGSTY RVVSVLTVLHQDWLNGKEYKCKVSNKALPAPIEKTISKAKGQPREPQVYTL PPSRDELTKNQVSLWCLVKGFYPSDIAVEWESNGQPENNYKTTPPVLDSDG SFFLYSKLTVDKSRWQQGNVFSCSVMHEALHNHYTQKSLSLSPG	
mAb2.3 – HC (hole)	ELQLQESGPGLVKPSETLSLTCTVSGGSISTSSDYWGWIRQPPGKGLEWIG SIYYTGNTYYLPSLKSRVTISVDTSKNQFSLKLSSVTAADTAVYYCSRVRY GVGVPRYFDPWGQGTLVTVSSASTKGPSVFPLAPSSKSTSGGTAALGCLVK DYFPEPVTVSWNSGALTSGVHTFPAVLQSSGLYSLSSVVTVPSSSLGTQTY ICNVNHKPSNTKVDKKVEPKSCDKTHTCPPCPAPELLGGPSVFLFPPKPKD TLMISRTPEVTCVVVDVSHEDPEVKFNWYVDGVEVHNAKTKPREEQYGSTY RVVSVLTVLHQDWLNGKEYKCKVSNKALPAPIEKTISKAKGQPREPQVYTL PPSRDELTKNQVSLSCAVKGFYPSDIAVEWESNGQPENNYKTTPPVLDSDG SFFLVSKLTVDKSRWQQGNVFSCSVMHEALHNHYTQKSLSLSPG	214
mAb2.4 - HC	ELQLQESGPGLVKPSETLSLTCTVSGGSISNSSYYWGWIRQPPGKGLEWIG SIYYTGNTYYLPSLKSRVTISVDTSKNQFSLKLSSVTAADTAVYYCARVRY GVGVPRYFDPWGQGTLVTVSSASTKGPSVFPLAPSSKSTSGGTAALGCLVK DYFPEPVTVSWNSGALTSGVHTFPAVLQSSGLYSLSSVVTVPSSSLGTQTY ICNVNHKPSNTKVDKKVEPKSCDKTHTCPPCPAPELLGGPSVFLFPPKPKD TLMISRTPEVTCVVVDVSHEDPEVKFNWYVDGVEVHNAKTKPREEQYGSTY RVVSVLTVLHQDWLNGKEYKCKVSNKALPAPIEKTISKAKGQPREPQVYTL PPSRDELTKNQVSLTCLVKGFYPSDIAVEWESNGQPENNYKTTPPVLDSDG SFFLYSKLTVDKSRWQQGNVFSCSVMHEALHNHYTQKSLSLSPG	215
mAb2.4 – HC (knob)	ELQLQESGPGLVKPSETLSLTCTVSGGSISNSSYYWGWIRQPPGKGLEWIG SIYYTGNTYYLPSLKSRVTISVDTSKNQFSLKLSSVTAADTAVYYCARVRY GVGVPRYFDPWGQGTLVTVSSASTKGPSVFPLAPSSKSTSGGTAALGCLVK DYFPEPVTVSWNSGALTSGVHTFPAVLQSSGLYSLSSVVTVPSSSLGTQTY ICNVNHKPSNTKVDKKVEPKSCDKTHTCPPCPAPELLGGPSVFLFPPKPKD TLMISRTPEVTCVVVDVSHEDPEVKFNWYVDGVEVHNAKTKPREEQYGSTY RVVSVLTVLHQDWLNGKEYKCKVSNKALPAPIEKTISKAKGQPREPQVYTL PPSRDELTKNQVSLWCLVKGFYPSDIAVEWESNGQPENNYKTTPPVLDSDG SFFLYSKLTVDKSRWQQGNVFSCSVMHEALHNHYTQKSLSLSPG	216
mAb2.4 – HC (hole)	ELQLQESGPGLVKPSETLSLTCTVSGGSISNSSYYWGWIRQPPGKGLEWIG SIYYTGNTYYLPSLKSRVTISVDTSKNQFSLKLSSVTAADTAVYYCARVRY GVGVPRYFDPWGQGTLVTVSSASTKGPSVFPLAPSSKSTSGGTAALGCLVK DYFPEPVTVSWNSGALTSGVHTFPAVLQSSGLYSLSSVVTVPSSSLGTQTY ICNVNHKPSNTKVDKKVEPKSCDKTHTCPPCPAPELLGGPSVFLFPPKPKD TLMISRTPEVTCVVVDVSHEDPEVKFNWYVDGVEVHNAKTKPREEQYGSTY RVVSVLTVLHQDWLNGKEYKCKVSNKALPAPIEKTISKAKGQPREPQVYTL PPSRDELTKNQVSLSCAVKGFYPSDIAVEWESNGQPENNYKTTPPVLDSDG SFFLVSKLTVDKSRWQQGNVFSCSVMHEALHNHYTQKSLSLSPG	217
mAb2.5 - HC	ELQLQESGPGLVKPSETLSLTCTVSGGSISESSYYWGWIRQPPGKGLEWIG SIYYTGNTYYLPSLKSRVTISVDTSKNQFSLKLSSVTAADTAVYYCARVRY GVGVPRYFDPWGQGTLVTVSSASTKGPSVFPLAPSSKSTSGGTAALGCLVK DYFPEPVTVSWNSGALTSGVHTFPAVLQSSGLYSLSSVVTVPSSSLGTQTY ICNVNHKPSNTKVDKKVEPKSCDKTHTCPPCPAPELLGGPSVFLFPPKPKD TLMISRTPEVTCVVVDVSHEDPEVKFNWYVDGVEVHNAKTKPREEQYGSTY RVVSVLTVLHQDWLNGKEYKCKVSNKALPAPIEKTISKAKGQPREPQVYTL	218

Description	Sequence	SEQ ID NO:
	PPSRDELTKNQVSLTCLVKGFYPSDIAVEWESNGQPENNYKTTPPVLDSDG SFFLYSKLTVDKSRWQQGNVFSCSVMHEALHNHYTQKSLSLSPG	
mAb2.5 – HC (knob)	ELQLQESGPGLVKPSETLSLTCTVSGGSISESSYYWGWIRQPPGKGLEWIG SIYYTGNTYYLPSLKSRVTISVDTSKNQFSLKLSSVTAADTAVYYCARVRY GVGVPRYFDPWGQGTLVTVSSASTKGPSVFPLAPSSKSTSGGTAALGCLVK DYFPEPVTVSWNSGALTSGVHTFPAVLQSSGLYSLSSVVTVPSSSLGTQTY ICNVNHKPSNTKVDKKVEPKSCDKTHTCPPCPAPELLGGPSVFLFPPKPKD TLMISRTPEVTCVVVDVSHEDPEVKFNWYVDGVEVHNAKTKPREEQYGSTY RVVSVLTVLHQDWLNGKEYKCKVSNKALPAPIEKTISKAKGQPREPQVYTL PPSRDELTKNQVSLWCLVKGFYPSDIAVEWESNGQPENNYKTTPPVLDSDG SFFLYSKLTVDKSRWQQGNVFSCSVMHEALHNHYTQKSLSLSPG	219
mAb2.5 – HC (hole)	ELQLQESGPGLVKPSETLSLTCTVSGGSISESSYYWGWIRQPPGKGLEWIG SIYYTGNTYYLPSLKSRVTISVDTSKNQFSLKLSSVTAADTAVYYCARVRY GVGVPRYFDPWGQGTLVTVSSASTKGPSVFPLAPSSKSTSGGTAALGCLVK DYFPEPVTVSWNSGALTSGVHTFPAVLQSSGLYSLSSVVTVPSSSLGTQTY ICNVNHKPSNTKVDKKVEPKSCDKTHTCPPCPAPELLGGPSVFLFPPKPKD TLMISRTPEVTCVVVDVSHEDPEVKFNWYVDGVEVHNAKTKPREEQYGSTY RVVSVLTVLHQDWLNGKEYKCKVSNKALPAPIEKTISKAKGQPREPQVYTL PPSRDELTKNQVSLSCAVKGFYPSDIAVEWESNGQPENNYKTTPPVLDSDG SFFLVSKLTVDKSRWQQGNVFSCSVMHEALHNHYTQKSLSLSPG	220
mAb2.6 - HC	ELQLQESGPGLVKPSETLSLTCTVSGGSISTSSYHWGWIRQPPGKGLEWIG SIYYTGNTYYMPSLKSRVTISVDTSKNQFSLKLSSVTAADTAVYYCVRVRY GVGVPRYFDPWGQGTLVTVSSASTKGPSVFPLAPSSKSTSGGTAALGCLVK DYFPEPVTVSWNSGALTSGVHTFPAVLQSSGLYSLSSVVTVPSSSLGTQTY ICNVNHKPSNTKVDKKVEPKSCDKTHTCPPCPAPELLGGPSVFLFPPKPKD TLMISRTPEVTCVVVDVSHEDPEVKFNWYVDGVEVHNAKTKPREEQYGSTY RVVSVLTVLHQDWLNGKEYKCKVSNKALPAPIEKTISKAKGQPREPQVYTL PPSRDELTKNQVSLTCLVKGFYPSDIAVEWESNGQPENNYKTTPPVLDSDG SFFLYSKLTVDKSRWQQGNVFSCSVMHEALHNHYTQKSLSLSPG	221
mAb2.6 – HC (knob)	ELQLQESGPGLVKPSETLSLTCTVSGGSISTSSYHWGWIRQPPGKGLEWIG SIYYTGNTYYMPSLKSRVTISVDTSKNQFSLKLSSVTAADTAVYYCVRVRY GVGVPRYFDPWGQGTLVTVSSASTKGPSVFPLAPSSKSTSGGTAALGCLVK DYFPEPVTVSWNSGALTSGVHTFPAVLQSSGLYSLSSVVTVPSSSLGTQTY ICNVNHKPSNTKVDKKVEPKSCDKTHTCPPCPAPELLGGPSVFLFPPKPKD TLMISRTPEVTCVVVDVSHEDPEVKFNWYVDGVEVHNAKTKPREEQYGSTY RVVSVLTVLHQDWLNGKEYKCKVSNKALPAPIEKTISKAKGQPREPQVYTL PPSRDELTKNQVSLWCLVKGFYPSDIAVEWESNGQPENNYKTTPPVLDSDG SFFLYSKLTVDKSRWQQGNVFSCSVMHEALHNHYTQKSLSLSPG	222
mAb2.6 – HC (hole)	ELQLQESGPGLVKPSETLSLTCTVSGGSISTSSYHWGWIRQPPGKGLEWIG SIYYTGNTYYMPSLKSRVTISVDTSKNQFSLKLSSVTAADTAVYYCVRVRY GVGVPRYFDPWGQGTLVTVSSASTKGPSVFPLAPSSKSTSGGTAALGCLVK DYFPEPVTVSWNSGALTSGVHTFPAVLQSSGLYSLSSVVTVPSSSLGTQTY ICNVNHKPSNTKVDKKVEPKSCDKTHTCPPCPAPELLGGPSVFLFPPKPKD TLMISRTPEVTCVVVDVSHEDPEVKFNWYVDGVEVHNAKTKPREEQYGSTY RVVSVLTVLHQDWLNGKEYKCKVSNKALPAPIEKTISKAKGQPREPQVYTL PPSRDELTKNQVSLSCAVKGFYPSDIAVEWESNGQPENNYKTTPPVLDSDG SFFLVSKLTVDKSRWQQGNVFSCSVMHEALHNHYTQKSLSLSPG	223
mAb2.7 - HC	ELQLQESGPGLVKPSETLSLTCTVSGGSISRSSYYWGWIRQPPGKGLEWIG SIYYTGNTYYWPSLKSRVTISVDTSKNQFSLKLSSVTAADTAVYYCTRVRY GVGVPRYFDPWGQGTLVTVSSASTKGPSVFPLAPSSKSTSGGTAALGCLVK DYFPEPVTVSWNSGALTSGVHTFPAVLQSSGLYSLSSVVTVPSSSLGTQTY	224

Description	Sequence	SEQ ID NO:
	ICNVNHKPSNTKVDKKVEPKSCDKTHTCPPCPAPELLGGPSVFLFPPKPKD TLMISRTPEVTCVVVDVSHEDPEVKFNWYVDGVEVHNAKTKPREEQYGSTY RVVSVLTVLHQDWLNGKEYKCKVSNKALPAPIEKTISKAKGQPREPQVYTL PPSRDELTKNQVSLTCLVKGFYPSDIAVEWESNGQPENNYKTTPPVLDSDG SFFLYSKLTVDKSRWQQGNVFSCSVMHEALHNHYTQKSLSLSPG	
mAb2.7 – HC (knob)	ELQLQESGPGLVKPSETLSLTCTVSGGSISRSSYYWGWIRQPPGKGLEWIG SIYYTGNTYYWPSLKSRVTISVDTSKNQFSLKLSSVTAADTAVYYCTRVRY GVGVPRYFDPWGQGTLVTVSSASTKGPSVFPLAPSSKSTSGGTAALGCLVK DYFPEPVTVSWNSGALTSGVHTFPAVLQSSGLYSLSSVVTVPSSSLGTQTY ICNVNHKPSNTKVDKKVEPKSCDKTHTCPPCPAPELLGGPSVFLFPPKPKD TLMISRTPEVTCVVVDVSHEDPEVKFNWYVDGVEVHNAKTKPREEQYGSTY RVVSVLTVLHQDWLNGKEYKCKVSNKALPAPIEKTISKAKGQPREPQVYTL PPSRDELTKNQVSLWCLVKGFYPSDIAVEWESNGQPENNYKTTPPVLDSDG SFFLYSKLTVDKSRWQQGNVFSCSVMHEALHNHYTQKSLSLSPG	225
mAb2.7 – HC (hole)	ELQLQESGPGLVKPSETLSLTCTVSGGSISRSSYYWGWIRQPPGKGLEWIG SIYYTGNTYYWPSLKSRVTISVDTSKNQFSLKLSSVTAADTAVYYCTRVRY GVGVPRYFDPWGQGTLVTVSSASTKGPSVFPLAPSSKSTSGGTAALGCLVK DYFPEPVTVSWNSGALTSGVHTFPAVLQSSGLYSLSSVVTVPSSSLGTQTY ICNVNHKPSNTKVDKKVEPKSCDKTHTCPPCPAPELLGGPSVFLFPPKPKD TLMISRTPEVTCVVVDVSHEDPEVKFNWYVDGVEVHNAKTKPREEQYGSTY RVVSVLTVLHQDWLNGKEYKCKVSNKALPAPIEKTISKAKGQPREPQVYTL PPSRDELTKNQVSLSCAVKGFYPSDIAVEWESNGQPENNYKTTPPVLDSDG SFFLVSKLTVDKSRWQQGNVFSCSVMHEALHNHYTQKSLSLSPG	226
mAb2.8 - HC	ELQLQESGPGLVKPSETLSLTCTVSGGSISDSSYYWGWIRQPPGKGLEWIG SIYYTGETYYAPSLKSRVTISVDTSKNQFSLKLSSVTAADTAVYYCARLRY GVGVPRYFDPWGQGTLVTVSSASTKGPSVFPLAPSSKSTSGGTAALGCLVK DYFPEPVTVSWNSGALTSGVHTFPAVLQSSGLYSLSSVVTVPSSSLGTQTY ICNVNHKPSNTKVDKKVEPKSCDKTHTCPPCPAPELLGGPSVFLFPPKPKD TLMISRTPEVTCVVVDVSHEDPEVKFNWYVDGVEVHNAKTKPREEQYGSTY RVVSVLTVLHQDWLNGKEYKCKVSNKALPAPIEKTISKAKGQPREPQVYTL PPSRDELTKNQVSLTCLVKGFYPSDIAVEWESNGQPENNYKTTPPVLDSDG SFFLYSKLTVDKSRWQQGNVFSCSVMHEALHNHYTQKSLSLSPG	227
mAb2.8 – HC (knob)	ELQLQESGPGLVKPSETLSLTCTVSGGSISDSSYYWGWIRQPPGKGLEWIG SIYYTGETYYAPSLKSRVTISVDTSKNQFSLKLSSVTAADTAVYYCARLRY GVGVPRYFDPWGQGTLVTVSSASTKGPSVFPLAPSSKSTSGGTAALGCLVK DYFPEPVTVSWNSGALTSGVHTFPAVLQSSGLYSLSSVVTVPSSSLGTQTY ICNVNHKPSNTKVDKKVEPKSCDKTHTCPPCPAPELLGGPSVFLFPPKPKD TLMISRTPEVTCVVVDVSHEDPEVKFNWYVDGVEVHNAKTKPREEQYGSTY RVVSVLTVLHQDWLNGKEYKCKVSNKALPAPIEKTISKAKGQPREPQVYTL PPSRDELTKNQVSLWCLVKGFYPSDIAVEWESNGQPENNYKTTPPVLDSDG SFFLYSKLTVDKSRWQQGNVFSCSVMHEALHNHYTQKSLSLSPG	228
mAb2.8 – HC (hole)	ELQLQESGPGLVKPSETLSLTCTVSGGSISDSSYYWGWIRQPPGKGLEWIG SIYYTGETYYAPSLKSRVTISVDTSKNQFSLKLSSVTAADTAVYYCARLRY GVGVPRYFDPWGQGTLVTVSSASTKGPSVFPLAPSSKSTSGGTAALGCLVK DYFPEPVTVSWNSGALTSGVHTFPAVLQSSGLYSLSSVVTVPSSSLGTQTY ICNVNHKPSNTKVDKKVEPKSCDKTHTCPPCPAPELLGGPSVFLFPPKPKD TLMISRTPEVTCVVVDVSHEDPEVKFNWYVDGVEVHNAKTKPREEQYGSTY RVVSVLTVLHQDWLNGKEYKCKVSNKALPAPIEKTISKAKGQPREPQVYTL PPSRDELTKNQVSLSCAVKGFYPSDIAVEWESNGQPENNYKTTPPVLDSDG SFFLVSKLTVDKSRWQQGNVFSCSVMHEALHNHYTQKSLSLSPG	229

Description	Sequence	SEQ ID NO:
mAb2.9 - HC	ELQLQESGPGLVKPSETLSLTCTVSGGSISDSSYYWGWIRQPPGKGLEWIG SIYYTGETYYAPSLKSRVTISVDTSKNQFSLKLSSVTAADTAVYYCARVKY GVGVPRYFDPWGQGTLVTVSSASTKGPSVFPLAPSSKSTSGGTAALGCLVK DYFPEPVTVSWNSGALTSGVHTFPAVLQSSGLYSLSSVVTVPSSSLGTQTY ICNVNHKPSNTKVDKKVEPKSCDKTHTCPPCPAPELLGGPSVFLFPPKPKD TLMISRTPEVTCVVVDVSHEDPEVKFNWYVDGVEVHNAKTKPREEQYGSTY RVVSVLTVLHQDWLNGKEYKCKVSNKALPAPIEKTISKAKGQPREPQVYTL PPSRDELTKNQVSLTCLVKGFYPSDIAVEWESNGQPENNYKTTPPVLDSDG SFFLYSKLTVDKSRWQQGNVFSCSVMHEALHNHYTQKSLSLSPG	230
mAb2.9 – HC (knob)	ELQLQESGPGLVKPSETLSLTCTVSGGSISDSSYYWGWIRQPPGKGLEWIG SIYYTGETYYAPSLKSRVTISVDTSKNQFSLKLSSVTAADTAVYYCARVKY GVGVPRYFDPWGQGTLVTVSSASTKGPSVFPLAPSSKSTSGGTAALGCLVK DYFPEPVTVSWNSGALTSGVHTFPAVLQSSGLYSLSSVVTVPSSSLGTQTY ICNVNHKPSNTKVDKKVEPKSCDKTHTCPPCPAPELLGGPSVFLFPPKPKD TLMISRTPEVTCVVVDVSHEDPEVKFNWYVDGVEVHNAKTKPREEQYGSTY RVVSVLTVLHQDWLNGKEYKCKVSNKALPAPIEKTISKAKGQPREPQVYTL PPSRDELTKNQVSLWCLVKGFYPSDIAVEWESNGQPENNYKTTPPVLDSDG SFFLYSKLTVDKSRWQQGNVFSCSVMHEALHNHYTQKSLSLSPG	231
mAb2.9 – HC (hole)	ELQLQESGPGLVKPSETLSLTCTVSGGSISDSSYYWGWIRQPPGKGLEWIG SIYYTGETYYAPSLKSRVTISVDTSKNQFSLKLSSVTAADTAVYYCARVKY GVGVPRYFDPWGQGTLVTVSSASTKGPSVFPLAPSSKSTSGGTAALGCLVK DYFPEPVTVSWNSGALTSGVHTFPAVLQSSGLYSLSSVVTVPSSSLGTQTY ICNVNHKPSNTKVDKKVEPKSCDKTHTCPPCPAPELLGGPSVFLFPPKPKD TLMISRTPEVTCVVVDVSHEDPEVKFNWYVDGVEVHNAKTKPREEQYGSTY RVVSVLTVLHQDWLNGKEYKCKVSNKALPAPIEKTISKAKGQPREPQVYTL PPSRDELTKNQVSLSCAVKGFYPSDIAVEWESNGQPENNYKTTPPVLDSDG SFFLVSKLTVDKSRWQQGNVFSCSVMHEALHNHYTQKSLSLSPG	232
mAb2.10 - HC	ELQLQESGPGLVKPSETLSLTCTVSGGSISDSSYYWGWIRQPPGKGLEWIG SIYYTGETYYAPSLKSRVTISVDTSKNQFSLKLSSVTAADTAVYYCARVRY GVGVPRHFDPWGQGTLVTVSSASTKGPSVFPLAPSSKSTSGGTAALGCLVK DYFPEPVTVSWNSGALTSGVHTFPAVLQSSGLYSLSSVVTVPSSSLGTQTY ICNVNHKPSNTKVDKKVEPKSCDKTHTCPPCPAPELLGGPSVFLFPPKPKD TLMISRTPEVTCVVVDVSHEDPEVKFNWYVDGVEVHNAKTKPREEQYGSTY RVVSVLTVLHQDWLNGKEYKCKVSNKALPAPIEKTISKAKGQPREPQVYTL PPSRDELTKNQVSLTCLVKGFYPSDIAVEWESNGQPENNYKTTPPVLDSDG SFFLYSKLTVDKSRWQQGNVFSCSVMHEALHNHYTQKSLSLSPG	233
mAb2.10 – HC (knob)	ELQLQESGPGLVKPSETLSLTCTVSGGSISDSSYYWGWIRQPPGKGLEWIG SIYYTGETYYAPSLKSRVTISVDTSKNQFSLKLSSVTAADTAVYYCARVRY GVGVPRHFDPWGQGTLVTVSSASTKGPSVFPLAPSSKSTSGGTAALGCLVK DYFPEPVTVSWNSGALTSGVHTFPAVLQSSGLYSLSSVVTVPSSSLGTQTY ICNVNHKPSNTKVDKKVEPKSCDKTHTCPPCPAPELLGGPSVFLFPPKPKD TLMISRTPEVTCVVVDVSHEDPEVKFNWYVDGVEVHNAKTKPREEQYGSTY RVVSVLTVLHQDWLNGKEYKCKVSNKALPAPIEKTISKAKGQPREPQVYTL PPSRDELTKNQVSLWCLVKGFYPSDIAVEWESNGQPENNYKTTPPVLDSDG SFFLYSKLTVDKSRWQQGNVFSCSVMHEALHNHYTQKSLSLSPG	234
mAb2.10 – HC (hole)	ELQLQESGPGLVKPSETLSLTCTVSGGSISDSSYYWGWIRQPPGKGLEWIG SIYYTGETYYAPSLKSRVTISVDTSKNQFSLKLSSVTAADTAVYYCARVRY GVGVPRHFDPWGQGTLVTVSSASTKGPSVFPLAPSSKSTSGGTAALGCLVK DYFPEPVTVSWNSGALTSGVHTFPAVLQSSGLYSLSSVVTVPSSSLGTQTY ICNVNHKPSNTKVDKKVEPKSCDKTHTCPPCPAPELLGGPSVFLFPPKPKD TLMISRTPEVTCVVVDVSHEDPEVKFNWYVDGVEVHNAKTKPREEQYGSTY	235

Description	Sequence	SEQ ID NO:
	RVVSVLTVLHQDWLNGKEYKCKVSNKALPAPIEKTISKAKGQPREPQVYTL PPSRDELTKNQVSLSCAVKGFYPSDIAVEWESNGQPENNYKTTPPVLDSDG SFFLVSKLTVDKSRWQQGNVFSCSVMHEALHNHYTQKSLSLSPG	
mAb2.11 – HC	ELQLQESGPGLVKPSETLSLTCTVSGGSISESSYYWGWIRQPPGKGLEWIG SIYYTGETYYAPSLKSRVTISVDTSKNQFSLKLSSVTAADTAVYYCARLRY GVGVPRYFDPWGQGTLVTVSSASTKGPSVFPLAPSSKSTSGGTAALGCLVK DYFPEPVTVSWNSGALTSGVHTFPAVLQSSGLYSLSSVVTVPSSSLGTQTY ICNVNHKPSNTKVDKKVEPKSCDKTHTCPPCPAPELLGGPSVFLFPPKPKD TLMISRTPEVTCVVVDVSHEDPEVKFNWYVDGVEVHNAKTKPREEQYGSTY RVVSVLTVLHQDWLNGKEYKCKVSNKALPAPIEKTISKAKGQPREPQVYTL PPSRDELTKNQVSLTCLVKGFYPSDIAVEWESNGQPENNYKTTPPVLDSDG SFFLYSKLTVDKSRWQQGNVFSCSVMHEALHNHYTQKSLSLSPG	236
mAb2.11 – HC (knob)	ELQLQESGPGLVKPSETLSLTCTVSGGSISESSYYWGWIRQPPGKGLEWIG SIYYTGETYYAPSLKSRVTISVDTSKNQFSLKLSSVTAADTAVYYCARLRY GVGVPRYFDPWGQGTLVTVSSASTKGPSVFPLAPSSKSTSGGTAALGCLVK DYFPEPVTVSWNSGALTSGVHTFPAVLQSSGLYSLSSVVTVPSSSLGTQTY ICNVNHKPSNTKVDKKVEPKSCDKTHTCPPCPAPELLGGPSVFLFPPKPKD TLMISRTPEVTCVVVDVSHEDPEVKFNWYVDGVEVHNAKTKPREEQYGSTY RVVSVLTVLHQDWLNGKEYKCKVSNKALPAPIEKTISKAKGQPREPQVYTL PPSRDELTKNQVSLWCLVKGFYPSDIAVEWESNGQPENNYKTTPPVLDSDG SFFLYSKLTVDKSRWQQGNVFSCSVMHEALHNHYTQKSLSLSPG	237
mAb2.11 – HC (hole)	ELQLQESGPGLVKPSETLSLTCTVSGGSISESSYYWGWIRQPPGKGLEWIG SIYYTGETYYAPSLKSRVTISVDTSKNQFSLKLSSVTAADTAVYYCARLRY GVGVPRYFDPWGQGTLVTVSSASTKGPSVFPLAPSSKSTSGGTAALGCLVK DYFPEPVTVSWNSGALTSGVHTFPAVLQSSGLYSLSSVVTVPSSSLGTQTY ICNVNHKPSNTKVDKKVEPKSCDKTHTCPPCPAPELLGGPSVFLFPPKPKD TLMISRTPEVTCVVVDVSHEDPEVKFNWYVDGVEVHNAKTKPREEQYGSTY RVVSVLTVLHQDWLNGKEYKCKVSNKALPAPIEKTISKAKGQPREPQVYTL PPSRDELTKNQVSLSCAVKGFYPSDIAVEWESNGQPENNYKTTPPVLDSDG SFFLVSKLTVDKSRWQQGNVFSCSVMHEALHNHYTQKSLSLSPG	238
mAb2.12 - HC	ELQLQESGPGLVKPSETLSLTCTVSGGSISESSYYWGWIRQPPGKGLEWIG SIYYTGETYYAPSLKSRVTISVDTSKNQFSLKLSSVTAADTAVYYCARVKY GVGVPRYFDPWGQGTLVTVSSASTKGPSVFPLAPSSKSTSGGTAALGCLVK DYFPEPVTVSWNSGALTSGVHTFPAVLQSSGLYSLSSVVTVPSSSLGTQTY ICNVNHKPSNTKVDKKVEPKSCDKTHTCPPCPAPELLGGPSVFLFPPKPKD TLMISRTPEVTCVVVDVSHEDPEVKFNWYVDGVEVHNAKTKPREEQYGSTY RVVSVLTVLHQDWLNGKEYKCKVSNKALPAPIEKTISKAKGQPREPQVYTL PPSRDELTKNQVSLTCLVKGFYPSDIAVEWESNGQPENNYKTTPPVLDSDG SFFLYSKLTVDKSRWQQGNVFSCSVMHEALHNHYTQKSLSLSPG	239
mAb2.12 – HC (knob)	ELQLQESGPGLVKPSETLSLTCTVSGGSISESSYYWGWIRQPPGKGLEWIG SIYYTGETYYAPSLKSRVTISVDTSKNQFSLKLSSVTAADTAVYYCARVKY GVGVPRYFDPWGQGTLVTVSSASTKGPSVFPLAPSSKSTSGGTAALGCLVK DYFPEPVTVSWNSGALTSGVHTFPAVLQSSGLYSLSSVVTVPSSSLGTQTY ICNVNHKPSNTKVDKKVEPKSCDKTHTCPPCPAPELLGGPSVFLFPPKPKD TLMISRTPEVTCVVVDVSHEDPEVKFNWYVDGVEVHNAKTKPREEQYGSTY RVVSVLTVLHQDWLNGKEYKCKVSNKALPAPIEKTISKAKGQPREPQVYTL PPSRDELTKNQVSLWCLVKGFYPSDIAVEWESNGQPENNYKTTPPVLDSDG SFFLYSKLTVDKSRWQQGNVFSCSVMHEALHNHYTQKSLSLSPG	240
mAb2.12 – HC (hole)	ELQLQESGPGLVKPSETLSLTCTVSGGSISESSYYWGWIRQPPGKGLEWIG SIYYTGETYYAPSLKSRVTISVDTSKNQFSLKLSSVTAADTAVYYCARVKY GVGVPRYFDPWGQGTLVTVSSASTKGPSVFPLAPSSKSTSGGTAALGCLVK	241

Description	Sequence	SEQ ID NO:
	DYFPEPVTVSWNSGALTSGVHTFPAVLQSSGLYSLSSVVTVPSSSLGTQTY ICNVNHKPSNTKVDKKVEPKSCDKTHTCPPCPAPELLGGPSVFLFPPKPKD TLMISRTPEVTCVVVDVSHEDPEVKFNWYVDGVEVHNAKTKPREEQYGSTY RVVSVLTVLHQDWLNGKEYKCKVSNKALPAPIEKTISKAKGQPREPQVYTL PPSRDELTKNQVSLSCAVKGFYPSDIAVEWESNGQPENNYKTTPPVLDSDG SFFLVSKLTVDKSRWQQGNVFSCSVMHEALHNHYTQKSLSLSPG	
mAb6_2 – HVR-H1 - generic	XXXNXYX X at position 1 is T, D, E, or N; X at position 2 is S, A, E, G, K, Q, R, or T; X at position 3 is S, A, D, E, G, N, P, Q, or T; X at position 5 is Y, A, E, G, H, M, N, Q, S, T, or V; X at position 7 is W, F, I, V, or Y.	251
mAb6_2 – HVR-H1 – T30D	DSSNYYW	252
mAb6_2 – HVR-H1 - T30E	ESSNYYW	253
mAb6_2 – HVR-H1 - T30N	NSSNYYW	254
mAb6_2 – HVR-H1 – S31A	TASNYYW	255
mAb6_2 – HVR-H1 – S31E	TESNYYW	256
mAb6_2 – HVR-H1 – S31G	TGSNYYW	257
mAb6_2 – HVR-H1 – S31K	TKSNYYW	258
mAb6_2 – HVR-H1 – S31Q	TQSNYYW	259
mAb6_2 – HVR-H1 – S31R	TRSNYYW	260
mAb6_2 – HVR-H1 – S31T	TTSNYYW	261
mAb6_2 – HVR-H1 – S32A	TSANYYW	262
mAb6_2 – HVR-H1 – S32D	TSDNYYW	263
mAb6_2 – HVR-H1 – S32E	TSENYYW	264
mAb6_2 – HVR-H1 – S32G	TSGNYYW	265
mAb6_2 – HVR-H1 – S32N	TSNNYYW	266
mAb6_2 – HVR-H1 – S32P	TSPNYYW	267
mAb6_2 – HVR-H1 – S32Q	TSQNYYW	268
mAb6_2 – HVR-H1 – S32T	TSTNYYW	269

Description	Sequence	SEQ ID NO:
mAb6_2 – HVR-H1 – Y34A	TSSNAYW	270
mAb6_2 – HVR-H1 – Y34E	TSSNEYW	271
mAb6_2 – HVR-H1 – Y34G	TSSNGYW	272
mAb6_2 – HVR-H1 – Y34H	TSSNHYW	273
mAb6_2 – HVR-H1 – Y34M	TSSNMYW	274
mAb6_2 – HVR-H1 – Y34N	TSSNNYW	275
mAb6_2 – HVR-H1 – Y34Q	TSSNQYW	276
mAb6_2 – HVR-H1 – Y34S	TSSNSYW	277
mAb6_2 – HVR-H1 – Y34T	TSSNTYW	278
mAb6_2 – HVR-H1 – Y34V	TSSNVYW	279
mAb6_2 – HVR-H1 – W35aF	TSSNYYF	280
mAb6_2 – HVR-H1 – W35aI	TSSNYYI	281
mAb6_2 – HVR-H1 – W35aV	TSSNYYV	282
mAb6_2 – HVR-H1 – W35aY	TSSNYYY	283
mAb6_2 – HVR-H2 - generic	XXDXXXXXXYXX X at position 1 is S, N, or T; X at position 2 is I, M, or V; X at position 4 is Y, or H; X at position 5 is T, H, L, or N; X at position 6 is G, A, D, E, H, K, N, Q, R, S, or T; X at position 7 is S, A, D, Q, or T; X at position 8 is T, A, D, or E; X at position 9 is Y, A, F, Q, S, or W; X at position 11 is N, D, E, H, P, or Q; X at position 12 is P, A, or E.	284
mAb6_2 – HVR-H2 – S50N	NIDYTGSTYYNP	285
mAb6_2 – HVR-H2 – S50T	TIDYTGSTYYNP	286
mAb6_2 – HVR-H2 – I51M	SMDYTGSTYYNP	287
mAb6_2 – HVR-H2 – I51V	SVDYTGSTYYNP	288
mAb6_2 – HVR-H2 – Y53H	SIDHTGSTYYNP	289

Description	Sequence	SEQ ID NO:
mAb6_2 – HVR-H2 – T54H	SIDYHGSTYYNP	290
mAb6_2 – HVR-H2 – T54L	SIDYLGSTYYNP	291
mAb6_2 – HVR-H2 – T54N	SIDYNGSTYYNP	292
mAb6_2 – HVR-H2 – G55A	SIDYTASTYYNP	293
mAb6_2 – HVR-H2 – G55D	SIDYTDSTYYNP	294
mAb6_2 – HVR-H2 – G55E	SIDYTESTYYNP	295
mAb6_2 – HVR-H2 – G55H	SIDYTHSTYYNP	296
mAb6_2 – HVR-H2 – G55K	SIDYTKSTYYNP	297
mAb6_2 – HVR-H2 – G55N	SIDYTNSTYYNP	298
mAb6_2 – HVR-H2 – G55Q	SIDYTQSTYYNP	299
mAb6_2 – HVR-H2 – G55R	SIDYTRSTYYNP	300
mAb6_2 – HVR-H2 – G55S	SIDYTSSTYYNP	301
mAb6_2 – HVR-H2 – G55T	SIDYTTSTYYNP	302
mAb6_2 – HVR-H2 – S56A	SIDYTGATYYNP	303
mAb6_2 – HVR-H2 – S56D	SIDYTGDTYYNP	304
mAb6_2 – HVR-H2 – S56Q	SIDYTGQTYYNP	305
mAb6_2 – HVR-H2 – S56T	SIDYTGTTYYNP	306
mAb6_2 – HVR-H2 – T57A	SIDYTGSAYYNP	307
mAb6_2 – HVR-H2 – T57D	SIDYTGSDYYNP	308
mAb6_2 – HVR-H2 – T57E	SIDYTGSEYYNP	309
mAb6_2 – HVR-H2 – Y58A	SIDYTGSTAYNP	310
mAb6_2 – HVR-H2 – Y58F	SIDYTGSTFYNP	311
mAb6_2 – HVR-H2 – Y58Q	SIDYTGSTQYNP	312
mAb6_2 – HVR-H2 – Y58S	SIDYTGSTSYNP	313

Description	Sequence	SEQ ID NO:
mAb6_2 – HVR-H2 – Y58W	SIDYTGSTWYNP	314
mAb6_2 – HVR-H2 – N60D	SIDYTGSTYYDP	315
mAb6_2 – HVR-H2 – N60E	SIDYTGSTYYEP	316
mAb6_2 – HVR-H2 – N60H	SIDYTGSTYYHP	317
mAb6_2 – HVR-H2 – N60P	SIDYTGSTYYPP	318
mAb6_2 – HVR-H2 – N60Q	SIDYTGSTYYQP	319
mAb6_2 – HVR-H2 – P61A	SIDYTGSTYYNA	320
mAb6_2 – HVR-H2 – P61E	SIDYTGSTYYNE	321
mAb6_2 – HVR-H3 - generic	AXGXYYXTYLGFDV X at position 2 is R, A, E, G, H, M, N, Q, S, T, or Y; X at position 4 is K, A, or S; X at position 7 is E or T.	322
mAb6_2 – HVR-H3 – R94A	AAGKYYETYLGFDV	323
mAb6_2 – HVR-H3 – R94E	AEGKYYETYLGFDV	324
mAb6_2 – HVR-H3 – R94G	AGGKYYETYLGFDV	325
mAb6_2 – HVR-H3 – R94H	AHGKYYETYLGFDV	326
mAb6_2 – HVR-H3 – R94M	AMGKYYETYLGFDV	327
mAb6_2 – HVR-H3 – R94N	ANGKYYETYLGFDV	328
mAb6_2 – HVR-H3 – R94Q	AQGKYYETYLGFDV	329
mAb6_2 – HVR-H3 – R94S	ASGKYYETYLGFDV	330
mAb6_2 – HVR-H3 – R94T	ATGKYYETYLGFDV	331
mAb6_2 – HVR-H3 – R94Y	AYGKYYETYLGFDV	332
mAb6_2 – HVR-H3 – K96A	ARGAYYETYLGFDV	333
mAb6_2 – HVR-H3 – K96S	ARGSYYETYLGFDV	334
mAb6_2 – HVR-H3 – E99T	ARGKYYTTYLGFDV	335
mAb2 – HVR-H1 - generic	XXXXXXW X at position 1 is S or D; X at position 2 is T, A,	336

Description	Sequence	SEQ ID NO:
	D, E, G, H, K, N, P, Q, R, or S; X at position 3 is S, D, E, G, K, N, P, or R; X at position 4 is S, G, K, N, or P; X at position 5 is Y, A, D, E, G, H, M, N, Q, S, T, V, or W; X at position 6 is Y, A, F, G, H, M, N, or Q.	
mAb2 – HVR-H1 – S30D	DTSSYYW	337
mAb2 – HVR-H1 – T31A	SASSYYW	338
mAb2 – HVR-H1 – T31D	SDSSYYW	339
mAb2 – HVR-H1 – T31E	SESSYYW	340
mAb2 – HVR-H1 – T31G	SGSSYYW	341
mAb2 – HVR-H1 – T31H	SHSSYYW	342
mAb2 – HVR-H1 – T31K	SKSSYYW	343
mAb2 – HVR-H1 – T31N	SNSSYYW	344
mAb2 – HVR-H1 – T31P	SPSSYYW	345
mAb2 – HVR-H1 – T31Q	SQSSYYW	346
mAb2 – HVR-H1 – T31R	SRSSYYW	347
mAb2 – HVR-H1 – T31S	SSSSYYW	348
mAb2 – HVR-H1 – S32D	STDSYYW	349
mAb2 – HVR-H1 – S32E	STESYYW	350
mAb2 – HVR-H1 – S32G	STGSYYW	351
mAb2 – HVR-H1 – S32K	STKSYYW	352
mAb2 – HVR-H1 – S32N	STNSYYW	353
mAb2 – HVR-H1 – S32P	STPSYYW	354
mAb2 – HVR-H1 – S32R	STRSYYW	355
mAb2 – HVR-H1 – S33G	STSGYYW	356
mAb2 – HVR-H1 – S33K	STSKYYW	357

Description	Sequence	SEQ ID NO:
mAb2 – HVR-H1 – S33N	STSNYYW	358
mAb2 – HVR-H1 – S33P	STSPYYW	359
mAb2 – HVR-H1 – Y34A	STSSAYW	360
mAb2 – HVR-H1 – Y34D	STSSDYW	361
mAb2 – HVR-H1 – Y34E	STSSEYW	362
mAb2 – HVR-H1 – Y34G	STSSGYW	363
mAb2 – HVR-H1 – Y34H	STSSHYW	364
mAb2 – HVR-H1 – Y34M	STSSMYW	365
mAb2 – HVR-H1 – Y34N	STSSNYW	366
mAb2 – HVR-H1 – Y34Q	STSSQYW	367
mAb2 – HVR-H1 – Y34S	STSSSYW	368
mAb2 – HVR-H1 – Y34T	STSSTYW	369
mAb2 – HVR-H1 – Y34V	STSSVYW	370
mAb2 – HVR-H1 – Y34W	STSSWYW	371
mAb2 – HVR-H1 – Y35A	STSSYAW	372
mAb2 – HVR-H1 – Y35F	STSSYFW	373
mAb2 – HVR-H1 – Y35G	STSSYGW	374
mAb2 – HVR-H1 – Y35H	STSSYHW	375
mAb2 – HVR-H1 – Y35M	STSSYMW	376
mAb2 – HVR-H1 – Y35N	STSSYNW	377
mAb2 – HVR-H1 – Y35Q	STSSYQW	378
mAb2 – HVR-H2 - generic	XXXXXXXXXYXP X at position 1 is S, F, I, M, or Q; X at position 2 is I, A, G, L, R, S, T, or V; X at position 3 is Y, A, D, E, F, G, H, K, L, M, N, P, Q, R, S, T, or W; X at position 4 is Y, A, D, E, F, G, H, K, N, P, Q, R, S, T, or W; X at position 5 is T, D, E, K, N,	379

Description	Sequence	SEQ ID NO:
	P, or Q; X at position 6 is G or Q; X at position 7 is N, D, E, G, H, I, K, M, P, R, or S; X at position 8 is T, A, E, F, G, H, K, P, Q, R, S, V, W, or Y; X at position 9 is Y or W; X at position 11 is N, A, D, E, K, L, M, P, Q, S or T.	
mAb2 – HVR-H2 – S50F	FIYYTGNTYYNP	380
mAb2 – HVR-H2 – S50I	IIYYTGNTYYNP	381
mAb2 – HVR-H2 – S50M	MIYYTGNTYYNP	382
mAb2 – HVR-H2 – S50Q	QIYYTGNTYYNP	383
mAb2 – HVR-H2 – I51A	SAYYTGNTYYNP	384
mAb2 – HVR-H2 – I51G	SGYYTGNTYYNP	385
mAb2 – HVR-H2 – I51L	SLYYTGNTYYNP	386
mAb2 – HVR-H2 – I51R	SRYYTGNTYYNP	387
mAb2 – HVR-H2 – I51S	SSYYTGNTYYNP	388
mAb2 – HVR-H2 – I51T	STYYTGNTYYNP	389
mAb2 – HVR-H2 – I51V	SVYYTGNTYYNP	390
mAb2 – HVR-H2 – Y52A	SIAYTGNTYYNP	391
mAb2 – HVR-H2 – Y52D	SIDYTGNTYYNP	392
mAb2 – HVR-H2 – Y52E	SIEYTGNTYYNP	393
mAb2 – HVR-H2 – Y52F	SIFYTGNTYYNP	394
mAb2 – HVR-H2 – Y52G	SIGYTGNTYYNP	395
mAb2 – HVR-H2 – Y52H	SIHYTGNTYYNP	396
mAb2 – HVR-H2 – Y52K	SIKYTGNTYYNP	397
mAb2 – HVR-H2 – Y52L	SILYTGNTYYNP	398
mAb2 – HVR-H2 – Y52M	SIMYTGNTYYNP	399
mAb2 – HVR-H2 – Y52N	SINYTGNTYYNP	400

Description	Sequence	SEQ ID NO:
mAb2 – HVR-H2 – Y52P	SIPYTGNTYYNP	401
mAb2 – HVR-H2 – Y52Q	SIQYTGNTYYNP	402
mAb2 – HVR-H2 – Y52R	SIRYTGNTYYNP	403
mAb2 – HVR-H2 – Y52S	SISYTGNTYYNP	404
mAb2 – HVR-H2 – Y52T	SITYTGNTYYNP	405
mAb2 – HVR-H2 – Y52W	SIWYTGNTYYNP	406
mAb2 – HVR-H2 – Y53A	SIYATGNTYYNP	407
mAb2 – HVR-H2 – Y53D	SIYDTGNTYYNP	408
mAb2 – HVR-H2 – Y53E	SIYETGNTYYNP	409
mAb2 – HVR-H2 – Y53F	SIYFTGNTYYNP	410
mAb2 – HVR-H2 – Y53G	SIYGTGNTYYNP	411
mAb2 – HVR-H2 – Y53H	SIYHTGNTYYNP	412
mAb2 – HVR-H2 – Y53K	SIYKTGNTYYNP	413
mAb2 – HVR-H2 – Y53N	SIYNTGNTYYNP	414
mAb2 – HVR-H2 – Y53P	SIYPTGNTYYNP	415
mAb2 – HVR-H2 – Y53Q	SIYQTGNTYYNP	416
mAb2 – HVR-H2 – Y53R	SIYRTGNTYYNP	417
mAb2 – HVR-H2 – Y53S	SIYSTGNTYYNP	418
mAb2 – HVR-H2 – Y53T	SIYTTGNTYYNP	419
mAb2 – HVR-H2 – Y53W	SIYWTGNTYYNP	420
mAb2 – HVR-H2 – T54D	SIYYDGNTYYNP	421
mAb2 – HVR-H2 – T54E	SIYYEGNTYYNP	422
mAb2 – HVR-H2 – T54K	SIYYKGNTYYNP	423
mAb2 – HVR-H2 – T54N	SIYYNGNTYYNP	424

Description	Sequence	SEQ ID NO:
mAb2 – HVR-H2 – T54P	SIYYPGNTYYNP	425
mAb2 – HVR-H2 – T54Q	SIYYQGNTYYNP	426
mAb2 – HVR-H2 – G55Q	SIYYTQNTYYNP	427
mAb2 – HVR-H2 – N56D	SIYYTGDTYYNP	428
mAb2 – HVR-H2 – N56E	SIYYTGETYYNP	429
mAb2 – HVR-H2 – N56G	SIYYTGGTYYNP	430
mAb2 – HVR-H2 – N56H	SIYYTGHTYYNP	431
mAb2 – HVR-H2 – N56I	SIYYTGITYYNP	432
mAb2 – HVR-H2 – N56K	SIYYTGKTYYNP	433
mAb2 – HVR-H2 – N56M	SIYYTGMTYYNP	434
mAb2 – HVR-H2 – N56P	SIYYTGPTYYNP	435
mAb2 – HVR-H2 – N56R	SIYYTGRTYYNP	436
mAb2 – HVR-H2 – N56S	SIYYTGSTYYNP	437
mAb2 – HVR-H2 – T57A	SIYYTGNAYYNP	438
mAb2 – HVR-H2 – T57E	SIYYTGNEYYNP	439
mAb2 – HVR-H2 – T57F	SIYYTGNFYYNP	440
mAb2 – HVR-H2 – T57G	SIYYTGNGYYNP	441
mAb2 – HVR-H2 – T57H	SIYYTGNHYYNP	442
mAb2 – HVR-H2 – T57K	SIYYTGNKYYNP	443
mAb2 – HVR-H2 – T57P	SIYYTGNPYYNP	444
mAb2 – HVR-H2 – T57Q	SIYYTGNQYYNP	445
mAb2 – HVR-H2 – T57R	SIYYTGNRYYNP	446
mAb2 – HVR-H2 – T57S	SIYYTGNSYYNP	447
mAb2 – HVR-H2 – T57V	SIYYTGNVYYNP	448

Description	Sequence	SEQ ID NO:
mAb2 – HVR-H2 – T57W	SIYYTGNWYYNP	449
mAb2 – HVR-H2 – T57Y	SIYYTGNYYYNP	450
mAb2 – HVR-H2 - Y58W	SIYYTGNTWYNP	451
mAb2 – HVR-H2 – N60A	SIYYTGNTYYAP	452
mAb2 – HVR-H2 – N60D	SIYYTGNTYYDP	453
mAb2 – HVR-H2 – N60E	SIYYTGNTYYEP	454
mAb2 – HVR-H2 – N60K	SIYYTGNTYYKP	455
mAb2 – HVR-H2 – N60L	SIYYTGNTYYLP	456
mAb2 – HVR-H2 – N60M	SIYYTGNTYYMP	457
mAb2 – HVR-H2 – N60P	SIYYTGNTYYPP	458
mAb2 – HVR-H2 – N60Q	SIYYTGNTYYQP	459
mAb2 – HVR-H2 – N60S	SIYYTGNTYYSP	460
mAb2 – HVR-H2 – N60T	SIYYTGNTYYTP	461
mAb2 – HVR-H3 - generic	XXXXXGXXVPRXFDP X at position 1 is A or V; X at position 2 is R, A, G, N, Q, or T; X at position 3 is V, A, F, I, K, L, M, Q, or S; X at position 4 is R, A, I, K, L, M, P, Q, S, T, or V; X at position 5 is Y, H, I, L, or V; X at position 7 is V, A, F, G, K, M, N, Q, R, S, T, W, or Y; X at position 8 is G, N, R, S, or T; X at position 12 is Y, F, H, I, L, M, Q, or R.	462
mAb2 – HVR-H3 – A93V	VRVRYGVGVPRYFDP	463
mAb2 – HVR-H3 – R94A	AAVRYGVGVPRYFDP	464
mAb2 – HVR-H3 – R94G	AGVRYGVGVPRYFDP	465
mAb2 – HVR-H3 – R94N	ANVRYGVGVPRYFDP	466
mAb2 – HVR-H3 – R94Q	AQVRYGVGVPRYFDP	467
mAb2 – HVR-H3 – R94T	ATVRYGVGVPRYFDP	468
mAb2 – HVR-H3 – V95A	ARARYGVGVPRYFDP	469

Description	Sequence	SEQ ID NO:
mAb2 – HVR-H3 – V95F	ARFRYGVGVPRYFDP	470
mAb2 – HVR-H3 – V95I	ARIRYGVGVPRYFDP	471
mAb2 – HVR-H3 – V95K	ARKRYGVGVPRYFDP	472
mAb2 – HVR-H3 – V95L	ARLRYGVGVPRYFDP	473
mAb2 – HVR-H3 – V95M	ARMRYGVGVPRYFDP	474
mAb2 – HVR-H3 – V95Q	ARQRYGVGVPRYFDP	475
mAb2 – HVR-H3 – V95S	ARSRYGVGVPRYFDP	476
mAb2 – HVR-H3 – R96A	ARVAYGVGVPRYFDP	477
mAb2 – HVR-H3 – R96I	ARVIYGVGVPRYFDP	478
mAb2 – HVR-H3 – R96K	ARVKYGVGVPRYFDP	479
mAb2 – HVR-H3 – R96L	ARVLYGVGVPRYFDP	480
mAb2 – HVR-H3 – R96M	ARVMYGVGVPRYFDP	481
mAb2 – HVR-H3 – R96P	ARVPYGVGVPRYFDP	482
mAb2 – HVR-H3 – R96Q	ARVQYGVGVPRYFDP	483
mAb2 – HVR-H3 – R96S	ARVSYGVGVPRYFDP	484
mAb2 – HVR-H3 – R96T	ARVTYGVGVPRYFDP	485
mAb2 – HVR-H3 – R96V	ARVVYGVGVPRYFDP	486
mAb2 – HVR-H3 – Y97H	ARVRHGVGVPRYFDP	487
mAb2 – HVR-H3 – Y97I	ARVRIGVGVPRYFDP	488
mAb2 – HVR-H3 – Y97L	ARVRLGVGVPRYFDP	489
mAb2 – HVR-H3 – Y97V	ARVRVGVGVPRYFDP	490
mAb2 – HVR-H3 – V99A	ARVRYGAGVPRYFDP	491
mAb2 – HVR-H3 – V99F	ARVRYGFGVPRYFDP	492
mAb2 – HVR-H3 – V99G	ARVRYGGGVPRYFDP	493

Description	Sequence	SEQ ID NO:
mAb2 – HVR-H3 – V99K	ARVRYGKGVPRYFDP	494
mAb2 – HVR-H3 – V99M	ARVRYGMGVPRYFDP	495
mAb2 – HVR-H3 – V99N	ARVRYGNGVPRYFDP	496
mAb2 – HVR-H3 – V99Q	ARVRYGQGVPRYFDP	497
mAb2 – HVR-H3 – V99R	ARVRYGRGVPRYFDP	498
mAb2 – HVR-H3 – V99S	ARVRYGSGVPRYFDP	499
mAb2 – HVR-H3 – V99T	ARVRYGTGVPRYFDP	500
mAb2 – HVR-H3 – V99W	ARVRYGWGVPRYFDP	501
mAb2 – HVR-H3 – V99Y	ARVRYGYGVPRYFDP	502
mAb2 – HVR-H3 – G100N	ARVRYGVNVPRYFDP	503
mAb2 – HVR-H3 – G100R	ARVRYGVRVPRYFDP	504
mAb2 – HVR-H3 – G100S	ARVRYGVSVPRYFDP	505
mAb2 – HVR-H3 – G100T	ARVRYGVTVPRYFDP	506
mAb2 – HVR-H3 – Y100dF	ARVRYGVGVPRFFDP	507
mAb2 – HVR-H3 – Y100dH	ARVRYGVGVPRHFDP	508
mAb2 – HVR-H3 – Y100dI	ARVRYGVGVPRIFDP	509
mAb2 – HVR-H3 – Y100dL	ARVRYGVGVPRLFDP	510
mAb2 – HVR-H3 – Y100dM	ARVRYGVGVPRMFDP	511
mAb2 – HVR-H3 – Y100dQ	ARVRYGVGVPRQFDP	512
mAb2 – HVR-H3 – Y100dR	ARVRYGVGVPRRFDP	513
mAb6_2.7 - HC (SEQ ID NO:191) + c-term K	ELQLQESGPGLVKPSETLSLTCTVSGGSITASNTYWGWIRQPPGKGLEWIG SIDYTGSTYYNPSLKSRVTISVDTSKNQFSLKLSSVTAADTAVYYCATGKY YETYLGFDVWGQGTLVTVSSASTKGPSVFPLAPSSKSTSGGTAALGCLVKD YFPEPVTVSWNSGALTSGVHTFPAVLQSSGLYSLSSVVTVPSSSLGTQTYI CNVNHKPSNTKVDKKVEPKSCDKTHTCPPCPAPELLGGPSVFLFPPKPKDT LMISRTPEVTCVVVDVSHEDPEVKFNWYVDGVEVHNAKTKPREEQYGSTYR VVSVLTVLHQDWLNGKEYKCKVSNKALPAPIEKTISKAKGQPREPQVYTLP	581

Description	Sequence	SEQ ID NO:
	PSRDELTKNQVSLTCLVKGFYPSDIAVEWESNGQPENNYKTTPPVLDSDGS FFLYSKLTVDKSRWQQGNVFSCSVMHEALHNHYTQKSLSLSPGK	
mAb6_2.7 - HC (SEQ ID NO:191) + YTE	ELQLQESGPGLVKPSETLSLTCTVSGGSITASNTYWGWIRQPPGKGLEWIG SIDYTGSTYYNPSLKSRVTISVDTSKNQFSLKLSSVTAADTAVYYCATGKY YETYLGFDVWGQGTLVTVSSASTKGPSVFPLAPSSKSTSGGTAALGCLVKD YFPEPVTVSWNSGALTSGVHTFPAVLQSSGLYSLSSVVTVPSSSLGTQTYI CNVNHKPSNTKVDKKVEPKSCDKTHTCPPCPAPELLGGPSVFLFPPKPKDT LYITREPEVTCVVVDVSHEDPEVKFNWYVDGVEVHNAKTKPREEQYGSTYR VVSVLTVLHQDWLNGKEYKCKVSNKALPAPIEKTISKAKGQPREPQVYTLP PSRDELTKNQVSLTCLVKGFYPSDIAVEWESNGQPENNYKTTPPVLDSDGS FFLYSKLTVDKSRWQQGNVFSCSVMHEALHNHYTQKSLSLSPG	582
mAb6_2.7 - HC (SEQ ID NO:191) + YTE + c-term K	ELQLQESGPGLVKPSETLSLTCTVSGGSITASNTYWGWIRQPPGKGLEWIG SIDYTGSTYYNPSLKSRVTISVDTSKNQFSLKLSSVTAADTAVYYCATGKY YETYLGFDVWGQGTLVTVSSASTKGPSVFPLAPSSKSTSGGTAALGCLVKD YFPEPVTVSWNSGALTSGVHTFPAVLQSSGLYSLSSVVTVPSSSLGTQTYI CNVNHKPSNTKVDKKVEPKSCDKTHTCPPCPAPELLGGPSVFLFPPKPKDT LYITREPEVTCVVVDVSHEDPEVKFNWYVDGVEVHNAKTKPREEQYGSTYR VVSVLTVLHQDWLNGKEYKCKVSNKALPAPIEKTISKAKGQPREPQVYTLP PSRDELTKNQVSLTCLVKGFYPSDIAVEWESNGQPENNYKTTPPVLDSDGS FFLYSKLTVDKSRWQQGNVFSCSVMHEALHNHYTQKSLSLSPGK	583
mAb6_2.7 – HC (knob) (SEQ ID NO:192) + c-term K	ELQLQESGPGLVKPSETLSLTCTVSGGSITASNTYWGWIRQPPGKGLEWIG SIDYTGSTYYNPSLKSRVTISVDTSKNQFSLKLSSVTAADTAVYYCATGKY YETYLGFDVWGQGTLVTVSSASTKGPSVFPLAPSSKSTSGGTAALGCLVKD YFPEPVTVSWNSGALTSGVHTFPAVLQSSGLYSLSSVVTVPSSSLGTQTYI CNVNHKPSNTKVDKKVEPKSCDKTHTCPPCPAPELLGGPSVFLFPPKPKDT LMISRTPEVTCVVVDVSHEDPEVKFNWYVDGVEVHNAKTKPREEQYGSTYR VVSVLTVLHQDWLNGKEYKCKVSNKALPAPIEKTISKAKGQPREPQVYTLP PSRDELTKNQVSLWCLVKGFYPSDIAVEWESNGQPENNYKTTPPVLDSDGS FFLYSKLTVDKSRWQQGNVFSCSVMHEALHNHYTQKSLSLSPGK	584
mAb6_2.7 – HC (knob) (SEQ ID NO:192) + YTE	ELQLQESGPGLVKPSETLSLTCTVSGGSITASNTYWGWIRQPPGKGLEWIG SIDYTGSTYYNPSLKSRVTISVDTSKNQFSLKLSSVTAADTAVYYCATGKY YETYLGFDVWGQGTLVTVSSASTKGPSVFPLAPSSKSTSGGTAALGCLVKD YFPEPVTVSWNSGALTSGVHTFPAVLQSSGLYSLSSVVTVPSSSLGTQTYI CNVNHKPSNTKVDKKVEPKSCDKTHTCPPCPAPELLGGPSVFLFPPKPKDT LYITREPEVTCVVVDVSHEDPEVKFNWYVDGVEVHNAKTKPREEQYGSTYR VVSVLTVLHQDWLNGKEYKCKVSNKALPAPIEKTISKAKGQPREPQVYTLP PSRDELTKNQVSLWCLVKGFYPSDIAVEWESNGQPENNYKTTPPVLDSDGS FFLYSKLTVDKSRWQQGNVFSCSVMHEALHNHYTQKSLSLSPG	585
mAb6_2.7 – HC (knob) (SEQ ID NO:192) + YTE + c-term K	ELQLQESGPGLVKPSETLSLTCTVSGGSITASNTYWGWIRQPPGKGLEWIG SIDYTGSTYYNPSLKSRVTISVDTSKNQFSLKLSSVTAADTAVYYCATGKY YETYLGFDVWGQGTLVTVSSASTKGPSVFPLAPSSKSTSGGTAALGCLVKD YFPEPVTVSWNSGALTSGVHTFPAVLQSSGLYSLSSVVTVPSSSLGTQTYI CNVNHKPSNTKVDKKVEPKSCDKTHTCPPCPAPELLGGPSVFLFPPKPKDT LYITREPEVTCVVVDVSHEDPEVKFNWYVDGVEVHNAKTKPREEQYGSTYR VVSVLTVLHQDWLNGKEYKCKVSNKALPAPIEKTISKAKGQPREPQVYTLP PSRDELTKNQVSLWCLVKGFYPSDIAVEWESNGQPENNYKTTPPVLDSDGS FFLYSKLTVDKSRWQQGNVFSCSVMHEALHNHYTQKSLSLSPGK	586
mAb6_2.7 – HC (hole) (SEQ ID NO:193) + c-term K	ELQLQESGPGLVKPSETLSLTCTVSGGSITASNTYWGWIRQPPGKGLEWIG SIDYTGSTYYNPSLKSRVTISVDTSKNQFSLKLSSVTAADTAVYYCATGKY YETYLGFDVWGQGTLVTVSSASTKGPSVFPLAPSSKSTSGGTAALGCLVKD YFPEPVTVSWNSGALTSGVHTFPAVLQSSGLYSLSSVVTVPSSSLGTQTYI	587

Description	Sequence	SEQ ID NO:
	CNVNHKPSNTKVDKKVEPKSCDKTHTCPPCPAPELLGGPSVFLFPPKPKDT LMISRTPEVTCVVVDVSHEDPEVKFNWYVDGVEVHNAKTKPREEQYGSTYR VVSVLTVLHQDWLNGKEYKCKVSNKALPAPIEKTISKAKGQPREPQVYTLP PSRDELTKNQVSLSCAVKGFYPSDIAVEWESNGQPENNYKTTPPVLDSDGS FFLVSKLTVDKSRWQQGNVFSCSVMHEALHNHYTQKSLSLSPGK	
mAb6_2.7 – HC (hole) (SEQ ID NO:193) + YTE	ELQLQESGPGLVKPSETLSLTCTVSGGSITASNTYWGWIRQPPGKGLEWIG SIDYTGSTYYNPSLKSRVTISVDTSKNQFSLKLSSVTAADTAVYYCATGKY YETYLGFDVWGQGTLVTVSSASTKGPSVFPLAPSSKSTSGGTAALGCLVKD YFPEPVTVSWNSGALTSGVHTFPAVLQSSGLYSLSSVVTVPSSSLGTQTYI CNVNHKPSNTKVDKKVEPKSCDKTHTCPPCPAPELLGGPSVFLFPPKPKDT LYITREPEVTCVVVDVSHEDPEVKFNWYVDGVEVHNAKTKPREEQYGSTYR VVSVLTVLHQDWLNGKEYKCKVSNKALPAPIEKTISKAKGQPREPQVYTLP PSRDELTKNQVSLSCAVKGFYPSDIAVEWESNGQPENNYKTTPPVLDSDGS FFLVSKLTVDKSRWQQGNVFSCSVMHEALHNHYTQKSLSLSPG	588
mAb6_2.7 – HC (hole) (SEQ ID NO:193) + YTE + c-term K	ELQLQESGPGLVKPSETLSLTCTVSGGSITASNTYWGWIRQPPGKGLEWIG SIDYTGSTYYNPSLKSRVTISVDTSKNQFSLKLSSVTAADTAVYYCATGKY YETYLGFDVWGQGTLVTVSSASTKGPSVFPLAPSSKSTSGGTAALGCLVKD YFPEPVTVSWNSGALTSGVHTFPAVLQSSGLYSLSSVVTVPSSSLGTQTYI CNVNHKPSNTKVDKKVEPKSCDKTHTCPPCPAPELLGGPSVFLFPPKPKDT LYITREPEVTCVVVDVSHEDPEVKFNWYVDGVEVHNAKTKPREEQYGSTYR VVSVLTVLHQDWLNGKEYKCKVSNKALPAPIEKTISKAKGQPREPQVYTLP PSRDELTKNQVSLSCAVKGFYPSDIAVEWESNGQPENNYKTTPPVLDSDGS FFLVSKLTVDKSRWQQGNVFSCSVMHEALHNHYTQKSLSLSPGK	589
mAb2 - HC (SEQ ID NO:203) + c-term K	ELQLQESGPGLVKPSETLSLTCTVSGGSISTSSYYWGWIRQPPGKGLEWIG SIYYTGNTYYNPSLKSRVTISVDTSKNQFSLKLSSVTAADTAVYYCARVRY GVGVPRYFDPWGQGTLVTVSSASTKGPSVFPLAPSSKSTSGGTAALGCLVK DYFPEPVTVSWNSGALTSGVHTFPAVLQSSGLYSLSSVVTVPSSSLGTQTY ICNVNHKPSNTKVDKKVEPKSCDKTHTCPPCPAPELLGGPSVFLFPPKPKD TLMISRTPEVTCVVVDVSHEDPEVKFNWYVDGVEVHNAKTKPREEQYGSTY RVVSVLTVLHQDWLNGKEYKCKVSNKALPAPIEKTISKAKGQPREPQVYTL PPSRDELTKNQVSLTCLVKGFYPSDIAVEWESNGQPENNYKTTPPVLDSDG SFFLYSKLTVDKSRWQQGNVFSCSVMHEALHNHYTQKSLSLSPGK	617
mAb2 - HC (SEQ ID NO:203) + YTE	ELQLQESGPGLVKPSETLSLTCTVSGGSISTSSYYWGWIRQPPGKGLEWIG SIYYTGNTYYNPSLKSRVTISVDTSKNQFSLKLSSVTAADTAVYYCARVRY GVGVPRYFDPWGQGTLVTVSSASTKGPSVFPLAPSSKSTSGGTAALGCLVK DYFPEPVTVSWNSGALTSGVHTFPAVLQSSGLYSLSSVVTVPSSSLGTQTY ICNVNHKPSNTKVDKKVEPKSCDKTHTCPPCPAPELLGGPSVFLFPPKPKD TYITRETPEVTCVVVDVSHEDPEVKFNWYVDGVEVHNAKTKPREEQYGSTY RVVSVLTVLHQDWLNGKEYKCKVSNKALPAPIEKTISKAKGQPREPQVYTL PPSRDELTKNQVSLTCLVKGFYPSDIAVEWESNGQPENNYKTTPPVLDSDG SFFLYSKLTVDKSRWQQGNVFSCSVMHEALHNHYTQKSLSLSPG	618
mAb2 - HC (SEQ ID NO:203) + YTE + c-term K	ELQLQESGPGLVKPSETLSLTCTVSGGSISTSSYYWGWIRQPPGKGLEWIG SIYYTGNTYYNPSLKSRVTISVDTSKNQFSLKLSSVTAADTAVYYCARVRY GVGVPRYFDPWGQGTLVTVSSASTKGPSVFPLAPSSKSTSGGTAALGCLVK DYFPEPVTVSWNSGALTSGVHTFPAVLQSSGLYSLSSVVTVPSSSLGTQTY ICNVNHKPSNTKVDKKVEPKSCDKTHTCPPCPAPELLGGPSVFLFPPKPKD TYITRETPEVTCVVVDVSHEDPEVKFNWYVDGVEVHNAKTKPREEQYGSTY RVVSVLTVLHQDWLNGKEYKCKVSNKALPAPIEKTISKAKGQPREPQVYTL PPSRDELTKNQVSLTCLVKGFYPSDIAVEWESNGQPENNYKTTPPVLDSDG SFFLYSKLTVDKSRWQQGNVFSCSVMHEALHNHYTQKSLSLSPGK	619

Description	Sequence	SEQ ID NO:
mAb2 – HC (knob) (SEQ ID NO:204) + c-term K	ELQLQESGPGLVKPSETLSLTCTVSGGSISTSSYYWGWIRQPPGKGLEWIG SIYYTGNTYYNPSLKSRVTISVDTSKNQFSLKLSSVTAADTAVYYCARVRY GVGVPRYFDPWGQGTLVTVSSASTKGPSVFPLAPSSKSTSGGTAALGCLVK DYFPEPVTVSWNSGALTSGVHTFPAVLQSSGLYSLSSVVTVPSSSLGTQTY ICNVNHKPSNTKVDKKVEPKSCDKTHTCPPCPAPELLGGPSVFLFPPKPKD TLMISRTPEVTCVVVDVSHEDPEVKFNWYVDGVEVHNAKTKPREEQYGSTY RVVSVLTVLHQDWLNGKEYKCKVSNKALPAPIEKTISKAKGQPREPQVYTL PPSRDELTKNQVSLWCLVKGFYPSDIAVEWESNGQPENNYKTTPPVLDSDG SFFLYSKLTVDKSRWQQGNVFSCSVMHEALHNHYTQKSLSLSPGK	620
mAb2 – HC (knob) (SEQ ID NO:204) + YTE	ELQLQESGPGLVKPSETLSLTCTVSGGSISTSSYYWGWIRQPPGKGLEWIG SIYYTGNTYYNPSLKSRVTISVDTSKNQFSLKLSSVTAADTAVYYCARVRY GVGVPRYFDPWGQGTLVTVSSASTKGPSVFPLAPSSKSTSGGTAALGCLVK DYFPEPVTVSWNSGALTSGVHTFPAVLQSSGLYSLSSVVTVPSSSLGTQTY ICNVNHKPSNTKVDKKVEPKSCDKTHTCPPCPAPELLGGPSVFLFPPKPKD TYITRETPEVTCVVVDVSHEDPEVKFNWYVDGVEVHNAKTKPREEQYGSTY RVVSVLTVLHQDWLNGKEYKCKVSNKALPAPIEKTISKAKGQPREPQVYTL PPSRDELTKNQVSLWCLVKGFYPSDIAVEWESNGQPENNYKTTPPVLDSDG SFFLYSKLTVDKSRWQQGNVFSCSVMHEALHNHYTQKSLSLSPG	621
mAb2 – HC (knob) (SEQ ID NO:204) + YTE + c-term K	ELQLQESGPGLVKPSETLSLTCTVSGGSISTSSYYWGWIRQPPGKGLEWIG SIYYTGNTYYNPSLKSRVTISVDTSKNQFSLKLSSVTAADTAVYYCARVRY GVGVPRYFDPWGQGTLVTVSSASTKGPSVFPLAPSSKSTSGGTAALGCLVK DYFPEPVTVSWNSGALTSGVHTFPAVLQSSGLYSLSSVVTVPSSSLGTQTY ICNVNHKPSNTKVDKKVEPKSCDKTHTCPPCPAPELLGGPSVFLFPPKPKD TYITRETPEVTCVVVDVSHEDPEVKFNWYVDGVEVHNAKTKPREEQYGSTY RVVSVLTVLHQDWLNGKEYKCKVSNKALPAPIEKTISKAKGQPREPQVYTL PPSRDELTKNQVSLWCLVKGFYPSDIAVEWESNGQPENNYKTTPPVLDSDG SFFLYSKLTVDKSRWQQGNVFSCSVMHEALHNHYTQKSLSLSPGK	622
mAb2 – HC (hole) (SEQ ID NO:205) + c-term K	ELQLQESGPGLVKPSETLSLTCTVSGGSISTSSYYWGWIRQPPGKGLEWIG SIYYTGNTYYNPSLKSRVTISVDTSKNQFSLKLSSVTAADTAVYYCARVRY GVGVPRYFDPWGQGTLVTVSSASTKGPSVFPLAPSSKSTSGGTAALGCLVK DYFPEPVTVSWNSGALTSGVHTFPAVLQSSGLYSLSSVVTVPSSSLGTQTY ICNVNHKPSNTKVDKKVEPKSCDKTHTCPPCPAPELLGGPSVFLFPPKPKD TLMISRTPEVTCVVVDVSHEDPEVKFNWYVDGVEVHNAKTKPREEQYGSTY RVVSVLTVLHQDWLNGKEYKCKVSNKALPAPIEKTISKAKGQPREPQVYTL PPSRDELTKNQVSLSCAVKGFYPSDIAVEWESNGQPENNYKTTPPVLDSDG SFFLVSKLTVDKSRWQQGNVFSCSVMHEALHNHYTQKSLSLSPGK	623
mAb2 – HC (hole) (SEQ ID NO:205) + YTE	ELQLQESGPGLVKPSETLSLTCTVSGGSISTSSYYWGWIRQPPGKGLEWIG SIYYTGNTYYNPSLKSRVTISVDTSKNQFSLKLSSVTAADTAVYYCARVRY GVGVPRYFDPWGQGTLVTVSSASTKGPSVFPLAPSSKSTSGGTAALGCLVK DYFPEPVTVSWNSGALTSGVHTFPAVLQSSGLYSLSSVVTVPSSSLGTQTY ICNVNHKPSNTKVDKKVEPKSCDKTHTCPPCPAPELLGGPSVFLFPPKPKD TYITRETPEVTCVVVDVSHEDPEVKFNWYVDGVEVHNAKTKPREEQYGSTY RVVSVLTVLHQDWLNGKEYKCKVSNKALPAPIEKTISKAKGQPREPQVYTL PPSRDELTKNQVSLSCAVKGFYPSDIAVEWESNGQPENNYKTTPPVLDSDG SFFLVSKLTVDKSRWQQGNVFSCSVMHEALHNHYTQKSLSLSPG	624
mAb2 – HC (hole) (SEQ ID NO:205) + YTE + c-term K	ELQLQESGPGLVKPSETLSLTCTVSGGSISTSSYYWGWIRQPPGKGLEWIG SIYYTGNTYYNPSLKSRVTISVDTSKNQFSLKLSSVTAADTAVYYCARVRY GVGVPRYFDPWGQGTLVTVSSASTKGPSVFPLAPSSKSTSGGTAALGCLVK DYFPEPVTVSWNSGALTSGVHTFPAVLQSSGLYSLSSVVTVPSSSLGTQTY ICNVNHKPSNTKVDKKVEPKSCDKTHTCPPCPAPELLGGPSVFLFPPKPKD TYITRETPEVTCVVVDVSHEDPEVKFNWYVDGVEVHNAKTKPREEQYGSTY	625

Description	Sequence	SEQ ID NO:
	RVVSVLTVLHQDWLNGKEYKCKVSNKALPAPIEKTISKAKGQPREPQVYTL PPSRDELTKNQVSLSCAVKGFYPSDIAVEWESNGQPENNYKTTPPVLDSDG SFFLVSKLTVDKSRWQQGNVFSCSVMHEALHNHYTQKSLSLSPGK	
mAb2.10 - HC (SEQ ID NO:233) + c-term K	ELQLQESGPGLVKPSETLSLTCTVSGGSISDSSYYWGWIRQPPGKGLEWIG SIYYTGETYYAPSLKSRVTISVDTSKNQFSLKLSSVTAADTAVYYCARVRY GVGVPRHFDPWGQGTLVTVSSASTKGPSVFPLAPSSKSTSGGTAALGCLVK DYFPEPVTVSWNSGALTSGVHTFPAVLQSSGLYSLSSVVTVPSSSLGTQTY ICNVNHKPSNTKVDKKVEPKSCDKTHTCPPCPAPELLGGPSVFLFPPKPKD TLMISRTPEVTCVVVDVSHEDPEVKFNWYVDGVEVHNAKTKPREEQYGSTY RVVSVLTVLHQDWLNGKEYKCKVSNKALPAPIEKTISKAKGQPREPQVYTL PPSRDELTKNQVSLTCLVKGFYPSDIAVEWESNGQPENNYKTTPPVLDSDG SFFLYSKLTVDKSRWQQGNVFSCSVMHEALHNHYTQKSLSLSPGK	707
mAb2.10 - HC (SEQ ID NO:233) + YTE	ELQLQESGPGLVKPSETLSLTCTVSGGSISDSSYYWGWIRQPPGKGLEWIG SIYYTGETYYAPSLKSRVTISVDTSKNQFSLKLSSVTAADTAVYYCARVRY GVGVPRHFDPWGQGTLVTVSSASTKGPSVFPLAPSSKSTSGGTAALGCLVK DYFPEPVTVSWNSGALTSGVHTFPAVLQSSGLYSLSSVVTVPSSSLGTQTY ICNVNHKPSNTKVDKKVEPKSCDKTHTCPPCPAPELLGGPSVFLFPPKPKD TYITRETPEVTCVVVDVSHEDPEVKFNWYVDGVEVHNAKTKPREEQYGSTY RVVSVLTVLHQDWLNGKEYKCKVSNKALPAPIEKTISKAKGQPREPQVYTL PPSRDELTKNQVSLTCLVKGFYPSDIAVEWESNGQPENNYKTTPPVLDSDG SFFLYSKLTVDKSRWQQGNVFSCSVMHEALHNHYTQKSLSLSPG	708
mAb2.10 - HC (SEQ ID NO:233) + YTE + c-term K	ELQLQESGPGLVKPSETLSLTCTVSGGSISDSSYYWGWIRQPPGKGLEWIG SIYYTGETYYAPSLKSRVTISVDTSKNQFSLKLSSVTAADTAVYYCARVRY GVGVPRHFDPWGQGTLVTVSSASTKGPSVFPLAPSSKSTSGGTAALGCLVK DYFPEPVTVSWNSGALTSGVHTFPAVLQSSGLYSLSSVVTVPSSSLGTQTY ICNVNHKPSNTKVDKKVEPKSCDKTHTCPPCPAPELLGGPSVFLFPPKPKD TYITRETPEVTCVVVDVSHEDPEVKFNWYVDGVEVHNAKTKPREEQYGSTY RVVSVLTVLHQDWLNGKEYKCKVSNKALPAPIEKTISKAKGQPREPQVYTL PPSRDELTKNQVSLTCLVKGFYPSDIAVEWESNGQPENNYKTTPPVLDSDG SFFLYSKLTVDKSRWQQGNVFSCSVMHEALHNHYTQKSLSLSPGK	709
mAb2.10 – HC (knob) (SEQ ID NO:234) + c-term K	ELQLQESGPGLVKPSETLSLTCTVSGGSISDSSYYWGWIRQPPGKGLEWIG SIYYTGETYYAPSLKSRVTISVDTSKNQFSLKLSSVTAADTAVYYCARVRY GVGVPRHFDPWGQGTLVTVSSASTKGPSVFPLAPSSKSTSGGTAALGCLVK DYFPEPVTVSWNSGALTSGVHTFPAVLQSSGLYSLSSVVTVPSSSLGTQTY ICNVNHKPSNTKVDKKVEPKSCDKTHTCPPCPAPELLGGPSVFLFPPKPKD TLMISRTPEVTCVVVDVSHEDPEVKFNWYVDGVEVHNAKTKPREEQYGSTY RVVSVLTVLHQDWLNGKEYKCKVSNKALPAPIEKTISKAKGQPREPQVYTL PPSRDELTKNQVSLWCLVKGFYPSDIAVEWESNGQPENNYKTTPPVLDSDG SFFLYSKLTVDKSRWQQGNVFSCSVMHEALHNHYTQKSLSLSPGK	710
mAb2.10 – HC (knob) (SEQ ID NO:234) + YTE	ELQLQESGPGLVKPSETLSLTCTVSGGSISDSSYYWGWIRQPPGKGLEWIG SIYYTGETYYAPSLKSRVTISVDTSKNQFSLKLSSVTAADTAVYYCARVRY GVGVPRHFDPWGQGTLVTVSSASTKGPSVFPLAPSSKSTSGGTAALGCLVK DYFPEPVTVSWNSGALTSGVHTFPAVLQSSGLYSLSSVVTVPSSSLGTQTY ICNVNHKPSNTKVDKKVEPKSCDKTHTCPPCPAPELLGGPSVFLFPPKPKD TYITRETPEVTCVVVDVSHEDPEVKFNWYVDGVEVHNAKTKPREEQYGSTY RVVSVLTVLHQDWLNGKEYKCKVSNKALPAPIEKTISKAKGQPREPQVYTL PPSRDELTKNQVSLWCLVKGFYPSDIAVEWESNGQPENNYKTTPPVLDSDG SFFLYSKLTVDKSRWQQGNVFSCSVMHEALHNHYTQKSLSLSPG	711
mAb2.10 – HC (knob) (SEQ ID	ELQLQESGPGLVKPSETLSLTCTVSGGSISDSSYYWGWIRQPPGKGLEWIG SIYYTGETYYAPSLKSRVTISVDTSKNQFSLKLSSVTAADTAVYYCARVRY GVGVPRHFDPWGQGTLVTVSSASTKGPSVFPLAPSSKSTSGGTAALGCLVK	712

Description	Sequence	SEQ ID NO:
NO:234) + YTE + c-term K	DYFPEPVTVSWNSGALTSGVHTFPAVLQSSGLYSLSSVVTVPSSSLGTQTY ICNVNHKPSNTKVDKKVEPKSCDKTHTCPPCPAPELLGGPSVFLFPPKPKD TYITRETPEVTCVVVDVSHEDPEVKFNWYVDGVEVHNAKTKPREEQYGSTY RVVSVLTVLHQDWLNGKEYKCKVSNKALPAPIEKTISKAKGQPREPQVYTL PPSRDELTKNQVSLWCLVKGFYPSDIAVEWESNGQPENNYKTTPPVLDSDG SFFLYSKLTVDKSRWQQGNVFSCSVMHEALHNHYTQKSLSLSPGK	
mAb2.10 – HC (hole) (SEQ ID NO:235) + c-term K	ELQLQESGPGLVKPSETLSLTCTVSGGSISDSSYYWGWIRQPPGKGLEWIG SIYYTGETYYAPSLKSRVTISVDTSKNQFSLKLSSVTAADTAVYYCARVRY GVGVPRHFDPWGQGTLVTVSSASTKGPSVFPLAPSSKSTSGGTAALGCLVK DYFPEPVTVSWNSGALTSGVHTFPAVLQSSGLYSLSSVVTVPSSSLGTQTY ICNVNHKPSNTKVDKKVEPKSCDKTHTCPPCPAPELLGGPSVFLFPPKPKD TLMISRTPEVTCVVVDVSHEDPEVKFNWYVDGVEVHNAKTKPREEQYGSTY RVVSVLTVLHQDWLNGKEYKCKVSNKALPAPIEKTISKAKGQPREPQVYTL PPSRDELTKNQVSLSCAVKGFYPSDIAVEWESNGQPENNYKTTPPVLDSDG SFFLVSKLTVDKSRWQQGNVFSCSVMHEALHNHYTQKSLSLSPGK	713
mAb2.10 – HC (hole) (SEQ ID NO:235) + YTE	ELQLQESGPGLVKPSETLSLTCTVSGGSISDSSYYWGWIRQPPGKGLEWIG SIYYTGETYYAPSLKSRVTISVDTSKNQFSLKLSSVTAADTAVYYCARVRY GVGVPRHFDPWGQGTLVTVSSASTKGPSVFPLAPSSKSTSGGTAALGCLVK DYFPEPVTVSWNSGALTSGVHTFPAVLQSSGLYSLSSVVTVPSSSLGTQTY ICNVNHKPSNTKVDKKVEPKSCDKTHTCPPCPAPELLGGPSVFLFPPKPKD TYITRETPEVTCVVVDVSHEDPEVKFNWYVDGVEVHNAKTKPREEQYGSTY RVVSVLTVLHQDWLNGKEYKCKVSNKALPAPIEKTISKAKGQPREPQVYTL PPSRDELTKNQVSLSCAVKGFYPSDIAVEWESNGQPENNYKTTPPVLDSDG SFFLVSKLTVDKSRWQQGNVFSCSVMHEALHNHYTQKSLSLSPG	714
mAb2.10 – HC (hole) (SEQ ID NO:235) + YTE + c-term K	ELQLQESGPGLVKPSETLSLTCTVSGGSISDSSYYWGWIRQPPGKGLEWIG SIYYTGETYYAPSLKSRVTISVDTSKNQFSLKLSSVTAADTAVYYCARVRY GVGVPRHFDPWGQGTLVTVSSASTKGPSVFPLAPSSKSTSGGTAALGCLVK DYFPEPVTVSWNSGALTSGVHTFPAVLQSSGLYSLSSVVTVPSSSLGTQTY ICNVNHKPSNTKVDKKVEPKSCDKTHTCPPCPAPELLGGPSVFLFPPKPKD TLYITREPEVTCVVVDVSHEDPEVKFNWYVDGVEVHNAKTKPREEQYGSTY RVVSVLTVLHQDWLNGKEYKCKVSNKALPAPIEKTISKAKGQPREPQVYTL PPSRDELTKNQVSLSCAVKGFYPSDIAVEWESNGQPENNYKTTPPVLDSDG SFFLVSKLTVDKSRWQQGNVFSCSVMHEALHNHYTQKSLSLSPGK	715

[0108] 1. Binding Affinity and Cell-Signaling Inhibition of Anti-IL-36 Antibodies

[0109] In some embodiments, the anti-IL-36 antibodies provided herein have an equilibrium dissociation constant (K_D) for binding the human cytokines, hu-IL-36α, hu-IL-36β, and/or hu-IL-36γ of < 100 nM, < 10 nM, < 1 nM, < 0.1 nM, < 0.01 nM, or < 0.001 nM (*e.g.*, 10^{-8} M or less, from 10^{-8} M to 10^{-13} M, *e.g.,* from 10^{-9} M to 10^{-13} M). More specifically, in some embodiments, the anti-IL-36 antibodies of the present disclosure bind to hu-IL-36α, hu-IL-36β, and/or hu-IL-36γ with a binding affinity of 1 x 10^{-8} M or less, 1 x 10^{-9} M or less, 1 x 10^{-10} M or less, or 1 x 10^{-11} M or less. In some embodiments, the binding affinity is measured as the equilibrium dissociation constant (K_D) for binding to the hu-IL-36α, hu-IL-36β, or hu-IL-36γ polypeptide constructs of SEQ ID NO: 1, 2, and 3, respectively.

[0110] Generally, binding affinity of a ligand to its receptor can be determined using any of a variety of assays and expressed in terms of a variety of quantitative values. Specific IL-36 binding assays useful in determining affinity of the antibodies are disclosed in the Examples herein. Additionally, antigen binding assays are known in the art and can be used herein including without limitation any direct or competitive binding assays using techniques such as western blots, radioimmunoassays, enzyme-linked immunoabsorbent assay (ELISA), "sandwich" immunoassays, surface plasmon resonance based assay (such as the BIAcore assay as described in WO2005/012359), immunoprecipitation assays, fluorescent immunoassays, and protein A immunoassays.

[0111] In some embodiments, the binding affinity is expressed as K_D values and reflects intrinsic binding affinity (e.g., with minimized avidity effects). The anti-IL-36 antibodies of the present disclosure exhibit strong binding affinities for the hu-IL-36α, hu-IL-36β, and/or hu-IL-36γ polypeptide constructs of SEQ ID NO: 1, 2, and 3, respectively, for example, exhibiting K_D values of between 10 nM and 1 pM.

[0112] In some embodiments, the anti-IL-36 antibodies provided herein decrease, inhibit, and/or fully-block intracellular signaling by IL-36-mediated pathways, specifically, the signaling pathways that are stimulated by binding to IL-36R of IL-36α, IL-36β, and/or IL-36γ. The ability of the antibodies to inhibit these IL-36-mediated signaling pathways can be assayed *in vitro* using known cell-based blocking assays including, the HEK-BLUE™ reporter cell assays and the primary cell-based blocking assays described in the Examples of the present disclosure. In some instances, IL-8 expression may be employed as an indicator of signaling through an IL-36-mediated pathway, including e.g., where reduced IL-8 levels indicate blocking of one or more IL-36-mediated pathways.

[0113] In some embodiments, the ability of the antibody to decrease, inhibit, and/or fully-block IL-36 stimulated signaling is determined as IC_{50} of the antibody using a reporter cell-based blocking assay with the agonist cytokine(s) IL-36α, IL-36β, and/or IL-36γ at a concentration of about EC_{50}. The agonist EC_{50} often can only be estimated prior to the assay and is determined after the assay is completed using nonlinear regression analysis of the data. In such assays, a value of about EC_{50} typically will be in the range of from $EC_{40\text{-}45}$ to $EC_{55\text{-}60}$.

[0114] Accordingly, in some embodiments, the IL-36 antibodies of the present disclosure are characterized by one or more of the following functional properties based on the ability to decrease, inhibit, and/or fully-block intracellular signaling by IL-36-mediated pathways.

[0115] In some embodiments of the anti-IL-36 antibody, the antibody decreases a signal stimulated by (or initiated by) any of IL-36α, IL-36β, or IL-36γ, by at least 90%, at least 95%, at least 99%, or 100%. In some embodiments, the decrease in signal can be

measured using a cell-based assay. One of ordinary skill can select any of the known cell-based assays known for use in determining inhibition of cell-signaling of an IL-36 stimulated pathway. Generally, the anti-IL-36 antibodies of the present disclosure decrease the IL-36-mediated intracellular signal initiated by binding of an agonist cytokine IL-36α, IL-36β, or IL-36γ at a concentration of about EC_{50} (e.g., EC_{40} to EC_{60}) with an IC_{50} value for the antibody of 10 nM or less, 5 nM or less, or 1 nM.

[0116] In some embodiments the anti-IL-36 antibody decreases an IL-36 stimulated signal by at least 95%, or at least 99%; optionally, wherein the IL-36 stimulated signal is stimulated by an agonist cytokine selected from IL-36α, IL-36β, and IL-36γ; optionally, wherein at an agonist cytokine concentration of about EC_{50} the antibody has an IC_{50} of 10 nM or less, 5 nM or less, or 1 nM or less.

[0117] In some embodiments the anti-IL-36 antibody decreases an intracellular signal initiated by one or more of IL-36α, IL-36β, and IL-36γ agonist binding to its cognate receptor by at least 90%, at least 95%, at least 99%, or 100%.

[0118] In some embodiments the anti-IL-36 antibody inhibits IL-36α, IL-36β, and/or IL-36γ stimulated release of IL-8 from primary human keratinocyte cells and/or HaCAT cells; optionally, wherein at an IL-36α, IL-36β, and/or IL-36γ concentration of about EC_{50} the antibody has an IC_{50} of 10 nM or less, 5 nM or less, or 1 nM or less.

[0119] 2. Antibody Fragments

[0120] In some embodiments, the anti-IL-36 antibody of the present disclosure can be an antibody fragment. Antibody fragments useful with the binding determinants the present disclosure include, but are not limited to, Fab, Fab', Fab'- SH, F(ab')2, Fv, monovalent, one-armed (or single-armed) antibodies, scFv fragments, and other fragments described herein and known in the art. For a review of various antibody fragments, see e.g., Hudson et al. Nat. Med. 9: 129-134 (2003). For a review of scFv fragments, see, e.g., Pluckthun, in The Pharmacology of Monoclonal Antibodies, vol. 113, Rosenburg and Moore eds., (Springer-Verlag, New York), pp. 269-315 (1994); see also WO93/16185; and U.S. Pat. Nos. 5,571,894 and 5,587,458. For a description of Fab and $F(ab')_2$ fragments comprising salvage receptor binding epitope residues and having increased *in vivo* half- life, see U.S. Pat. No. 5,869,046. Other monovalent antibody forms are described in, e.g., WO2007/048037, WO2008/145137, WO2008/145138, and WO2007/059782. Monovalent, single-armed antibodies are described, e.g., in WO2005/063816. Diabodies are antibody fragments with two antigen-binding sites that may be bivalent or bispecific (see e.g., EP0404097; WO93/01161; Hudson et al., Nat. Med. 9: 129-134 (2003); and Hollinger et al., Proc. Natl. Acad. Sci. USA 90: 6444-6448 (1993)).

[0121] In some embodiments, the antibody fragments are single-domain antibodies which comprise all or a portion of the heavy chain variable domain or all or a portion of the light chain variable domain of an antibody. In some embodiments, a single-domain antibody is a human single-domain antibody (Domantis, Inc., Waltham, MA; see, e.g., US Pat. No. 6,248,516).

[0122] Antibody fragments can be made by various techniques, including but not limited to proteolytic digestion of an intact antibody as well as production by recombinant host cells (e.g., *E. coli* or phage), as described herein.

[0123] It is contemplated that any of the anti-IL-36 antibodies of the present disclosure can be prepared as antibody fragments using the methods and techniques known in the art and/or described herein. For example, the preparation and analysis of Fab versions of various anti-IL-36 antibodies of the present disclosure are described in the Examples below.

[0124] 3. Chimeric and Humanized Antibodies

[0125] In some embodiments, the anti-IL-36 antibody of the present disclosure can be a chimeric antibody. (See e.g., chimeric antibodies as described in U.S. Pat. No. 4,816,567; and Morrison et al., Proc. Natl. Acad. Sci. USA, 81 :6851-6855 (1984)). In one embodiment, a chimeric antibody comprises a non-human variable region (e.g., a variable region derived from a mouse, rat, hamster, rabbit, or non-human primate, such as a monkey) and a human constant region. In some embodiments, a chimeric antibody is a "class switched" antibody in which the class or subclass has been changed from that of the parent antibody. It is contemplated that chimeric antibodies can include antigen-binding fragments thereof.

[0126] In some embodiments, the anti-IL-36 antibody of the present disclosure is a humanized antibody. Typically, a non-human antibody is humanized to reduce immunogenicity to humans, while retaining the specificity and affinity of the parental non-human antibody. Generally, a humanized antibody comprises one or more variable domains in which HVRs, e.g., CDRs, (or portions thereof) are derived from a non-human antibody, and FRs (or portions thereof) are derived from human antibody sequences. A humanized antibody optionally will also comprise at least a portion of a human constant region. In some embodiments, some FR residues in a humanized antibody are substituted with corresponding residues from a non-human antibody (e.g., the antibody from which the CDR residues are derived) to restore or improve antibody specificity or affinity.

[0127] Humanized antibodies and methods of making them are reviewed, *e.g.,* in Almagro and Fransson, Front. Biosci. 13: 1619-1633 (2008), and are further described, e.g., in Riechmann et al., Nature 332:323-329 (1988); Queen et al., Proc. Nat'l Acad.

Sci. USA 86: 10029-10033 (1989); US Pat. Nos. 5,821,337, 7,527,791, 6,982,321, and 7,087,409; Kashmiri et al, Methods 36:25-34 (2005) (describing SDR (a-HVR) grafting); Padlan, Mol. Immunol. 28:489-498 (1991) (describing "resurfacing"); Dall'Acqua et al., Methods 36:43-60 (2005) (describing "FR shuffling"); and Osbourn et al., Methods 36:61 -68 (2005) and Klimka et al., Br. J. Cancer, 83 :252-260 (2000) (describing the "guided selection" approach to FR shuffling).

[0128] Human framework regions that are useful for humanization include but are not limited to: framework regions selected using the "best-fit" method (see, e.g., Sims et al. J. Immunol. 151 :2296 (1993)); framework regions derived from the consensus sequence of human antibodies of a particular subgroup of light or heavy chain variable regions (see, e.g., Carter et al. Proc. Natl. Acad. Sci. USA, 89:4285 (1992); and Presta et al. J. Immunol, 151 :2623 (1993)); human mature (somatically mutated) framework regions or human germline framework regions (see, e.g., Almagro and Fransson, Front. Biosci. 13: 1619- 1633 (2008)); and framework regions derived from screening FR libraries (see, e.g., Baca et al., J. Biol. Chem. 272: 10678- 10684 (1997) and Rosok et al., J. Biol. Chem. 271 :2261 1 -22618 (1996)).

[0129] It is contemplated that any of the anti-IL-36 antibodies of the present disclosure can be prepared as humanized antibodies using the methods and techniques known in the art and/or described herein.

[0130] 4. Human Antibodies

[0131] In some embodiments, the anti-IL-36 antibody of the present disclosure can be a human antibody. Human antibodies can be produced using various techniques known in the art. Human antibodies are described generally in van Dijk and van de Winkel, Curr. Opin. Pharmacol. 5: 368-74 (2001) and Lonberg, Curr. Opin. Immunol. 20:450-459 (2008). Human antibodies may be prepared by administering an immunogen to a transgenic animal that has been modified to produce intact human antibodies or intact antibodies with human variable regions in response to antigenic challenge. Such animals typically contain all or a portion of the human immunoglobulin *loci*, which replace the endogenous immunoglobulin *loci*, or which are present extrachromosomally or integrated randomly into the animal's chromosomes. In such transgenic mice, the endogenous immunoglobulin *loci* have generally been inactivated. For review of methods for obtaining human antibodies from transgenic animals, see Lonberg, Nat. Biotech. 23:1117- 1125 (2005). See also, e.g., XENOMOUSE™ technology in U.S. Pat. Nos. 6,075,181 and 6,150,584; HUMAB® technology in U.S. Pat. No. 5,770,429; K-M MOUSE® technology in U.S. Pat. No. 7,041,870; and VELOCIMOUSE® technology in U.S. Pat. Appl. Pub. No. US 2007/0061900). Human variable regions from intact

antibodies generated by such animals may be further modified, e.g., by combining with a different human constant region.

[0132] Human antibodies can also be made by hybridoma-based methods. Human myeloma and mouse-human heteromyeloma cell lines for the production of human monoclonal antibodies have been described. See, e.g., Kozbor J. Immunol, 133: 3001 (1984); Brodeur et al., Monoclonal Antibody Production Techniques and Applications, pp. 51 -63 (Marcel Dekker, Inc., New York, 1987); and Boerner et al., J. Immunol., 147: 86 (1991). Human antibodies generated via human B- cell hybridoma technology are also described in Li et al., Proc. Natl. Acad. Sci. USA, 103 :3557- 3562 (2006). Additional methods describing production of monoclonal human IgM antibodies from hybridoma cell lines include those described in e.g., U.S. Pat. No. 7,189,826. Human hybridoma technology (i.e., the trioma technique) is described in e.g., Vollmers et al., Histology and Histopathology, 20(3):927-937 (2005) and Vollmers et al., and Methods and Findings in Experimental and Clinical Pharmacology, 27(3): 185-91 (2005).

[0133] Human antibodies may also be generated by isolating Fv clone variable domain sequences selected from human-derived phage display libraries. Such variable domain sequences may then be combined with a desired human constant domain. Techniques for selecting human antibodies from antibody libraries are described below.

[0134] It is contemplated that any of the anti-IL-36 antibodies of the present disclosure can be prepared as human antibodies using the methods and techniques known in the art and/or described herein, including in the Examples.

[0135] 5. Library-Derived Antibodies

[0136] In some embodiments, the anti-IL-36 antibody of the present disclosure may be isolated by screening combinatorial libraries for antibodies with the desired activity or activities. For example, a method may be used to generate a phage display library and the library may be screened for antibodies possessing the desired binding characteristics. The use of phage display for preparation of affinity matured variants of the humanized version of the anti-IL-36 antibody of the present disclosure are described in the Examples disclosed herein. Other methods for producing such library-derived antibodies can be found in e.g. , Hoogenboom *et al.,* Methods in Molecular Biology 178: 1-37 (O'Brien et al., ed., Human Press, Totowa, NJ, 2001); McCafferty et al., Nature 348:552-554; Clackson et al., Nature 352: 624-628 (1991); Marks et al., J. Mol. Biol. 222: 581-597 (1992); Marks and Bradbury, m Methods in Molecular Biology 248: 161-175 (Lo, ed., Human Press, Totowa, NJ, 2003); Sidhu et al., J. Mol. Biol. 338(2): 299-310 (2004); Lee et al., J. Mol. Biol. 340(5): 1073-1093 (2004); Fellouse, Proc. Natl. Acad. Sci. USA 101(34): 12467-12472 (2004); and Lee et al., J. Immunol. Methods 284(1-2): 1 19-132(2004).

[0137] It is contemplated that combinatorial library screening can be used to generate variants of the anti-IL-36 antibodies of the present disclosure using and/or adapting methods and techniques known in the art with those described herein. For example, the use of phage display library generation and screening to prepare a wide-range of affinity matured variants of the anti-IL-36 antibodies of the present disclosure is described in the Examples.

[0138] 6. Multispecific Antibodies

[0139] In some embodiments, the anti-IL-36 antibody of the present disclosure is a multispecific antibody, *e.g.*, a trispecific or bispecific antibody. In some embodiments, the multispecific antibody is a monoclonal antibody having at least two different binding sites, each with a binding specificity for a different antigen, at least one of which specifically binds IL-36. Generally, it is contemplated that the binding specificities of any of the anti-IL-36 antibodies disclosed herein can be incorporated into a multispecific antibody useful for treating an IL-36 mediated disease.For example, in some embodiments, at least one of binding site of multispecific antibody specifically binds IL-36 (e.g., IL-36α, IL-36β, and/or IL-36γ) and another binding site of the multispecific antibody binds to a different antigen related to treatment of an IL-36 mediated disease.

[0140] In some embodiments, as described elsewhere herein, a multispecific antibody is contemplated that binds to each of human IL-36α, IL-36β, and IL-36γ with a high binding affinity (e.g., 3 nM or less). Such binding affinities can be measured as the equilibrium dissociation constant (K_D) to a hu-IL-36α of SEQ ID NO:1, a hu-IL-36β of SEQ ID NO:2, and a hu-IL-36γ of SEQ ID NO:3. It is further contemplated, that in some embodiments, the multispecific antibody can comprise a specificity for IL-36α and/or IL-36γ in one arm, and a specificity for IL-36β in the other arm.

[0141] Techniques for making multispecific antibodies include, but are not limited to, recombinant co-expression of two immunoglobulin heavy chain-light chain pairs having different specificities (see e.g., Milstein and Cuello, *Nature* 305: 537 (1983), WO 93/08829, and Traunecker *et al.,* EMBOJ. 10: 3655 (1991)). "Knob-in-hole" engineering can also be used (see, e.g., U.S. Patent No. 5,731,168).

[0142] Multispecific antibodies can also be made by engineering "electrostatic steering" effects that favor formation of Fc-heterodimeric antibody molecules rather than homodimers (WO 2009/089004A1); cross-linking two or more antibodies or fragments (see, e.g., US Pat. No. 4,676,980, and Brennan et al., Science, 229: 81 (1985)); using leucine zippers to produce bispecific antibodies (see, e.g., Kostelny et al., J. Immunol, 148(5): 1547-1553 (1992)); using "diabody" technology for making bispecific antibody fragments (see, e.g., Hollinger et al., Proc. Natl. Acad. Sci. USA, 90:6444-6448 (1993));

using single-chain Fv (scFv) dimers (see, e.g. Gruber et al., J. Immunol, 152:5368 (1994)); or tri-specific antibodies (see e.g., Tutt et al., J. Immunol. 147: 60 (1991).

[0143] It is contemplated that any of the anti-IL-36 antibodies of the present disclosure can be prepared as multispecific antibodies using the methods and techniques known in the art and/or described herein.

[0144] In some embodiments of the present disclosure, a multispecific IL-36 antibody is contemplated that comprises separate binding specificities for one or more of the distinct IL-36 cytokines, IL-36α, IL-36β, and IL-36γ. For example, the multispecific antibody can bind to IL-36α, IL-36β, and IL-36γ with an affinity of 3 nM or less, and/or decrease an intracellular signal stimulated by IL-36α, IL-36β, and IL-36γ by at least 90%, and/or has an IC_{50} of 10 nM or less at an IL-36α, IL-36β, and/or IL-36γ concentration of about EC_{50}. As described elsewhere herein, human IL-36 antibodies were isolated having high-affinity for IL-36α and IL-36γ, but lower affinity for IL-36β, and others were isolated having high-affinity for IL-36β, but lower affinity for IL-36α and IL-36γ. These specificities for these different human IL-36 cytokines were affinity matured and combined in a single multispecific IL-36 antibody. Accordingly, in some embodiments, the present disclosure provides a multispecific anti-IL-36 antibody with a target specificity and high affinity (e.g., 1 nM or less) for IL-36α/IL-36γ in one arm, and a target specificity and high affinity (e.g., 1 nM or less) for IL-36β in the other arm. The preparation and use of such a multispecific anti-IL-36 antibody is detailed in the Examples.

[0145] 7. Antibody Variants

[0146] In some embodiments, variants of the anti-IL-36 antibody of the present disclosure are also contemplated. For example, antibodies with improved binding affinity and/or other biological properties of the antibody may be prepared by introducing appropriate modifications into the nucleotide sequence encoding the antibody, or by peptide synthesis. Such modifications include, for example, deletions from, and/or insertions into and/or substitutions of residues within the amino acid sequences of the antibody. Any combination of deletion, insertion, and substitution can be made to arrive at the final construct, provided that the final construct possesses the desired characteristic of IL-36 antigen binding. It is contemplated that a wide-range of variants of the anti-IL-36 antibodies of the present disclosure can be prepared using the methods and techniques known in the art and/or described herein, including but not limited to: (i) amino acid substitution, insertion and/or deletion variants; (ii) glycosylation variants; (iii) Fc region variants; (iv) cysteine engineered variants; and (v) derivatized variants.

[0147] The Examples, Table 2, and the Sequence Listing of the present disclosure provide a large number of exemplary variants of two specific anti-IL-36 antibodies, "mAb2," and "mAb6_2." The exemplified variants comprise one or more of the following:

a range of single, double, triple amino acid substitutions in HVR-H1, HVR-H2, and HVR-H3 that increase specific affinity for IL-36α/γ, or IL-36β, and/or cell-based blocking activities related to IL-36 mediated signaling; an Fc region variant that confers in effectorless function (e.g., N297G); and heavy chain substitutions resulting in "knob" and "hole" structures that allow for multispecific antibody formation. For example, the heavy chain antibody sequences disclosed in Table 2 can further include a carboxy-terminal lysine (*i.e.*, "C-terminal Lys" or "C-terminal K"), YTE mutations at positions 252, 254, and 256 (*i.e.*, M252Y/S254T/T256E), or both a C-terminal K and YTE mutations. Such variants of the heavy chain sequences of SEQ ID NOs: 170-241, 243-245, 248-250 are provided in Table 2 (and the accompanying Sequence Listing) as SEQ ID NO: 518-751.

[0148] A. Substitution, Insertion, and Deletion Variants

[0149] In some embodiments, anti-IL-36 antibody variants having one or more amino acid substitutions in addition to those described herein are provided. Sites for mutagenesis can include the HVRs and FRs. Typical "conservative" amino acid substitutions and/or substitutions based on common side-chain class or properties are well-known in the art and can be used in the embodiments of the present disclosure. The present disclosure also contemplates variants based on non-conservative amino acid substitutions in which a member of one of amino acid side chain class is exchanged for an amino acid from another class.

[0150] Amino acid side chains are typically grouped according to the following classes or common properties: (1) hydrophobic: Met, Ala, Val, Leu, Ile, Norleucine; (2) neutral hydrophilic: Cys, Ser, Thr, Asn, Gln; (3) acidic: Asp, Glu; (4) basic: His, Lys, Arg; (5) chain orientation influencing: Gly, Pro; and (6) aromatic: Trp, Tyr, Phe.

[0151] Techniques are well-known in the art for amino acid substitution into an antibody and subsequent screening for desired function, e.g., retained/improved antigen binding, decreased immunogenicity, or improved ADCC or CDC.

[0152] Amino acid substitution variants can include substituting one or more hypervariable region residues of a parent antibody (e.g., a humanized or human antibody). Generally, the resulting variant(s) selected for further study will have modifications in certain biological properties (e.g., increased affinity, reduced immunogenicity) relative to the parent antibody and/or will have substantially retained certain biological properties of the parent antibody. An exemplary substitutional variant is an affinity matured antibody, which may be conveniently generated, e.g., using phage display-based affinity maturation techniques such as those described in the Examples herein. Briefly, one or more HVR residues are mutated and the variant antibodies displayed on phage and screened for a particular biological activity (e.g., binding affinity).

[0153] A useful method for identifying residues or regions of an antibody that may be targeted for mutagenesis is "alanine scanning mutagenesis" (see e.g., Cunningham and Wells (1989) Science, 244: 1081-1085). In this method, a residue or group of target residues (e.g., charged residues such as Arg, Asp, His, Lys, and Glu) are identified and replaced by a neutral or negatively charged amino acid (e.g., Ala or polyalanine) to determine whether the interaction of the antibody with antigen is affected. Further substitutions may be introduced at the amino acid locations demonstrating functional sensitivity to the initial substitutions. Alternatively, or additionally, a crystal structure of an antigen-antibody complex to identify contact points between the antibody and antigen can be determined. Such contact residues and neighboring residues may be targeted or eliminated as candidates for substitution. Variants may be screened to determine whether they contain the desired properties.

[0154] Amino acid sequence insertions include amino- and/or carboxyl-terminal fusions ranging in length from one residue to polypeptides containing a hundred or more residues, as well as intra-sequence insertions of single or multiple amino acid residues. Examples of terminal insertions include an antibody with an N-terminal methionyl residue. Other insertional variants of the antibody molecule include the fusion to the N- or C-terminus of the antibody to an enzyme or a polypeptide which increases the serum half-life of the antibody.

[0155] Substitutions can be made in HVRs to improve antibody affinity. Such alterations may be made in "hotspots," *i.e.,* residues encoded by codons that undergo mutation at high frequency during the somatic maturation process (see, e.g., Chowdhury, Methods Mol. Biol. 207: 179-196 (2008)) with the resulting variant V_H or V_L being tested for binding affinity. In one embodiment, affinity maturation can be carried out by constructing and re-selecting from secondary libraries (see e.g., in Hoogenboom et al., Methods in Molecular Biology 178: 1-37 (O'Brien et al., ed., Human Press, Totowa, NJ, (2001).) Another method to introduce diversity involves HVR-directed approaches, in which several HVR residues (e.g., 4-6 residues at a time) are randomized. HVR residues involved in antigen binding may be specifically identified, e.g., using alanine scanning mutagenesis or modeling. CDR-H3 and CDR-L3 in particular are often targeted.

[0156] In some embodiments, substitutions, insertions, or deletions may occur within one or more HVRs so long as such alterations do not substantially reduce the ability of the antibody to bind antigen. For example, conservative alterations (e.g., conservative substitutions as provided herein) that do not substantially reduce binding affinity may be made in HVRs. Such alterations may be outside of HVR "hotspots." In some embodiments of the variant V_H and V_L sequences provided above, each HVR either is unaltered, or contains no more than one, two or three amino acid substitutions.

[0157] B. Glycosylation Variants

[0158] In some embodiments, the anti-IL-36 antibody of the present disclosure is altered to increase or decrease the extent to which the antibody is glycosylated. Addition or deletion of glycosylation sites to an antibody can be carried out by altering the amino acid sequence such that one or more glycosylation sites is created or removed.

[0159] In embodiments where the antibody comprises an Fc region, the carbohydrate attached to the Fc region can be altered. Typically, native antibodies produced by mammalian cells comprise a branched, biantennary oligosaccharide attached by an N-linkage to Asn297 of the CH2 domain of the Fc region (see, *e.g.*, Wright et al. TIBTECH 15:26-32 (1997)). The oligosaccharide may include various carbohydrates, such as mannose, N-acetyl glucosamine (GlcNAc), galactose, and sialic acid, as well as, a fucose attached to a GlcNAc in the "stem" of the bi-antennary oligosaccharide structure. In some embodiments, the modifications of the oligosaccharide of an Fc region of an antibody can create a variant with certain improved properties.

[0160] In some embodiments, the anti-IL-36 antibody of the present disclosure can be a variant of a parent antibody, wherein the variant comprises a carbohydrate structure that lacks fucose attached (directly or indirectly) to an Fc region. For example, the amount of fucose in such antibody may be from about 1% to about 80%, from about 1% to about 65%, from about 5% to about 65%, or from about 20% to about 40%. The amount of fucose can be determined by calculating the average amount of fucose within the sugar chain at Asn297, relative to the sum of all glyco-structures attached to Asn 297 (*e.g.*, complex, hybrid and high mannose structures) as measured by MALDI-TOF mass spectrometry (see e.g., WO 2008/077546). Asn297 refers to the asparagine residue located at about position 297 in the Fc region (Eu numbering of Fc region residues); however, Asn297 may also be located about ± 3 amino acids upstream or downstream of position 297, i.e., between positions 294 and 300, due to minor sequence variations in antibodies.

[0161] In some embodiments, the fucosylation variants can have improved ADCC function. See, e.g., US Patent Publication Nos. US 2003/0157108, or US 2004/0093621. Examples of "defucosylated" or "fucose-deficient" antibodies and associated methods for preparing them are disclosed in e.g., US2003/0157108; US2003/0115614; US2002/0164328; US2004/0093621; US2004/0132140; US2004/0110704; US2004/0110282; US2004/0109865; WO2000/61739; WO2001/29246; WO2003/085119; WO2003/084570; WO2005/035586; WO2005/035778; WO2005/053742; WO2002/031140; Okazaki et al. J. Mol. Biol. 336: 1239-1249 (2004); Yamane-Ohnuki et al. Biotech. Bioeng. 87: 614 (2004).

[0162] Cell lines useful for producing defucosylated antibodies include Led 3 CHO cells deficient in protein fucosylation (see e.g., Ripka et al. Arch. Biochem. Biophys. 249:533-545 (1986); US2003/0157108, and WO2004/056312), and knockout cell lines, such as alpha-1 ,6-fucosyltransferase gene, FUT8, knockout CHO cells (see, e.g., Yamane-Ohnuki et al. Biotech. Bioeng. 87: 614 (2004); Kanda, Y. et al., Biotechnol. Bioeng., 94(4):680-688 (2006); and WO2003/085107).

[0163] C. Fc Region Variants

[0164] In some embodiments, an anti-IL-36 antibody of the present disclosure can comprise one or more amino acid modifications in the Fc region (i.e., an Fc region variant). The Fc region variant may comprise a human Fc region sequence (e.g., a human IgG1, IgG2, IgG3, or IgG4 Fc region) comprising an amino acid substitution at one or more amino acid residue positions. A wide range of Fc region variants known in the art that are useful with the anti-IL-36 antibodies of the present disclosure are described below.

[0165] In some embodiments, the anti-IL-36 antibody is an Fc region variant which has altered effector function. In some embodiments, the antibody with altered effector function possesses some (but not all of) the effector functions, decreased effector function, or none of the effector functions (e.g., effectorless) of the parent antibody. Effectorless Fc region variants are more desirable for certain applications where effector function (such as ADCC) is unnecessary or deleterious, and/or in vivo half-life of the antibody is important.

[0166] Fc region variant antibodies with reduced effector function, or which are effectorless, can include an amino acid substitution at one or more of the following Fc region positions: 238, 265, 269, 270, 297, 327 and 329. (see, e.g., U.S. Patent No. 6,737,056). Such Fc region variants can include amino acid substitutions at two or more of positions 265, 269, 270, 297 and 327. Such Fc region variants can also include substitutions of both residues 265 and 297 to alanine (see e.g., US Pat. No. 7,332,581). As disclosed in the Examples and elsewhere herein, in some embodiments, the anti-IL-36 antibodies of the present disclosure are effectorless Fc region variants. In some embodiments, the effectorless Fc region variants of the anti-IL-36 antibodies comprise the amino acid substitution N297G.

[0167] Fc region variants having improved or diminished binding to FcRs are disclosed in e.g., U.S. Pat. No. 6,737,056; WO 2004/056312; and Shields et al., J. Biol. Chem. 9(2): 6591- 6604 (2001). Fc region variants having improved ADCC can comprise one or more amino acid substitutions at e.g., positions 298, 333, and/or 334 of the Fc region (based on EU numbering). Fc region variants having altered (i.e., either improved or diminished) Clq binding and/or Complement Dependent Cytotoxicity (CDC), as described

in e.g., US Pat. No. 6,194,551, WO99/51642, and Idusogie et al., J. Immunol. 164: 4178-4184 (2000). Fc region variants with increased half-lives and improved binding to the neonatal Fc receptor (FcRn) are disclosed in e.g., US2005/0014934A1 (Hinton et al.). Such Fc region variants comprise amino acid substitutions at one or more of positions: 238, 256, 265, 272, 286, 303, 305, 307, 311, 312, 317, 340, 356, 360, 362, 376, 378, 380, 382, 413, 424, and 434. Other Fc region variants with increased half-lives include the set of YTE mutations at positions 252, 254, and 256 (i.e., M252Y/S254T/T256E) described in e.g., US 7658921B2 (Dall'Acqua et al.). Other examples of Fc region variants can be found in e.g., U.S. Pat. Nos. 5,648,260 and 5,624,821; and WO94/29351.

[0168] Generally, *in vitro* and/or *in vivo* cytotoxicity assays can be carried out to confirm the reduction/depletion of CDC and/or ADCC activities in an Fc region variant. For example, Fc receptor (FcR) binding assays can be conducted to ensure that the antibody lacks FcγR binding (hence likely lacking ADCC activity) but retains FcRn binding ability. The primary cells for mediating ADCC, NK cells express FcγRIII only, whereas monocytes express FcγRI, FcγRII, and FcγRIII. Non-limiting examples of *in vitro* assays to assess ADCC activity of a molecule of interest is described in U.S. Pat. No. 5,500,362 (see, e.g. Hellstrom, et al., Proc. Nat 'l Acad. Sci. USA 83:7059-7063 (1986)) and Hellstrom, et al., Proc. Nat'l Acad. Sci. USA 82: 1499-1502 (1985); 5,821,337 (see Bruggemann, M. et al., J. Exp. Med. 166: 1351-1361 (1987)). Alternatively, non-radioactive assay methods may be employed (see, for example, ACTI™ nonradioactive cytotoxicity assay for flow cytometry (CellTechnology, Inc. Mountain View, CA; and CytoTox96® non-radioactive cytotoxicity assay (Promega, Madison, WI). Useful effector cells for such assays include peripheral blood mononuclear cells (PBMC) and Natural Killer (NK) cells. Alternatively, or additionally, ADCC activity of the molecule of interest may be assessed *in vivo*, e.g., in an animal model such as that disclosed in Clynes et al. Proc. Nat'l Acad. Sci. USA 95:652- 656 (1998). Clq binding assays may also be carried out to confirm that the antibody is unable to bind Clq and hence lacks CDC activity. See, e.g., Clq and C3c binding ELISA in WO2006/029879 and WO2005/100402. To assess complement activation, a CDC assay may be performed (see, e.g., Gazzano-Santoro et al., J. Immunol. Methods 202: 163 (1996); Cragg, M.S. et al., Blood 101 : 1045-1052 (2003); and Cragg, M.S. and M.J. Glennie, SW 103:2738-2743 (2004)). FcRn binding and *in vivo* clearance/half-life determinations can be performed using methods known in the art (see, e.g., Petkova, et al., Intl. Immunol. 18(12): 1759-1769 (2006)).

[0169] It is contemplated that a wide-range of Fc region variants of the anti-IL-36 antibodies of the present disclosure can be prepared using the methods and techniques known in the art and/or described herein. For example, the Fc region variant prepared

with the N297G amino acid substitution confers effectorless function on anti-IL-36 antibodies with retention of cell-based blocking activity as described in Examples 2, 3, and 8.

[0170] D. Cysteine Engineered Variants

[0171] In some embodiments, it is contemplated that the anti-IL-36 antibody described herein can be substituted at specific non-CDR positions with cysteine residues so as to create reactive thiol groups. Such engineered "thioMAbs" can be used to conjugate the antibody to e.g., drug moieties or linker-drug moieties and thereby create immunoconjugates, as described elsewhere herein. Cysteine engineered antibodies can be generated as described in e.g., U.S. Pat. No. 7,521,541. In some embodiments, any one or more of the following antibody residues can be substituted with cysteine: V205 (Kabat numbering) of the light chain; A118 (EU numbering) of the heavy chain; and S400 (EU numbering) of the heavy chain Fc region.

[0172] E. Derivatized Variants

[0173] In some embodiments, the anti-IL-36 antibody of the present disclosure may be further modified (i.e., derivatized) with non-proteinaceous moieties. Non-proteinaceous moieties suitable for derivatization of the antibody include, but are not limited to, water soluble polymers, such as: polyethylene glycol (PEG), copolymers of ethylene glycol and propylene glycol, carboxy-methylcellulose, dextran, polyvinyl alcohol, polyvinyl pyrrolidone, poly-1, 3-dioxolane, poly-1, 3, 6-trioxane, ethylene/maleic anhydride copolymer, poly-amino acid homo-polymers or random co-polymers, and dextran or poly(n-vinyl pyrrolidone)polyethylene glycol, propropylene glycol homo-polymers, polypropylene oxide/ethylene oxide co-polymers, polyoxy-ethylated polyols (e.g., glycerol), polyvinyl alcohol, and mixtures thereof. In some embodiments, modification of the antibody can be carried out using methoxy-polyethylene glycol propionaldehyde. The polymers may be of any molecular weight and may be branched or unbranched. The number of polymers attached to the antibody may vary, and if more than one polymer is attached, they can be the same or different molecules. In general, the number and/or type of polymers used for derivatization can be determined based on considerations including, but not limited to, the particular properties or functions of the antibody, e.g., whether the antibody derivative will be used in a therapy under defined conditions.

[0174] 8. Immunoconjugates

[0175] In some embodiments, the anti-IL-36 antibody of the present disclosure can also be an immunoconjugate, wherein the immunoconjugate comprises an anti-IL-36 antibody conjugated to one or more cytotoxic agents. Suitable cytotoxic agents contemplated by the present disclosure include chemotherapeutic agents, drugs, growth inhibitory agents,

toxins (e.g., protein toxins, enzymatically active toxins of bacterial, fungal, plant, or animal origin, or fragments thereof), or radioactive isotopes.

[0176] In some embodiments, the immunoconjugate is an antibody-drug conjugate (ADC) in which an anti-IL-36 antibody, as described herein, is conjugated to one or more drugs.

[0177] In some embodiments, an immunoconjugate of the present disclosure comprises an anti-IL-36 antibody as described herein conjugated to a drug or therapeutic agent for the treatment of an IL-36-mediated disease or condition.

[0178] In some embodiments, an anti-IL-36 antibody as described herein can be conjugated to an enzymatically active toxin or a fragment thereof, including but not limited to diphtheria A chain, non-binding active fragments of diphtheria toxin, exotoxin A chain (from *Pseudomonas aeruginosa*), ricin A chain, abrin A chain, modeccin A chain, alpha-sarcin, *Aleurites fordii* proteins, dianthin proteins, *Phytolaca americana* proteins, *Momordica charantia* inhibitor, curcin, crotin, *Sapaonaria officinalis* inhibitor, gelonin, mitogellin, restrictocin, phenomycin, enomycin, and the tricothecenes.

[0179] In some embodiments, an immunoconjugate of the present disclosure comprises an anti-IL-36 antibody as described herein conjugated to a radioactive isotope (*i.e.*, a radioconjugate). A variety of radioactive isotopes are available for the production of such radioconjugates. Examples include ^{211}At, ^{131}I, ^{125}I, ^{90}Y, ^{186}Re, ^{188}Re, ^{153}Sm, ^{212}Bi, ^{32}P, ^{212}Pb, and radioactive isotopes of Lu. In some embodiments, the immunoconjugate may comprise a radioisotope for scintigraphic detection, or a spin label for NMR detection or MRI. Suitable radioisotopes or spin labels can include, as ^{123}I, ^{131}I, ^{111}In, ^{13}C, ^{19}F, ^{15}N, ^{17}O, various isotopes of Gd, Mn, and Fe.

[0180] Immunoconjugates of an anti-IL-36 antibody and a cytotoxic agent, can be made using a variety of well-known bifunctional reagents and chemistries suitable for conjugating to proteins. Such reagents include but are not limited to: N-succinimidyl-3-(2-pyridyldithio) propionate (SPDP), succinimidyl-4-(N-maleimidomethyl) cyclohexane-1-carboxylate (SMCC), iminothiolane (IT), bifunctional derivatives of imidoesters (e.g., dimethyl adipimidate HQ), active esters (e.g., disuccinimidyl suberate), aldehydes (e.g., glutaraldehyde), bis-azido compounds (e.g., bis-(p-azidobenzoyl)-hexanediamine), bis-diazonium derivatives (e.g., bis-(p-diazoniumbenzoyl)-ethylenediamine), diisocyanates (e.g., toluene-2,6-diisocyanate), and bis-active fluorine compounds (e.g., 1,5-difluoro-2,4-dinitrobenzene).

[0181] Reagents for preparing immunoconjugates of the present disclosure can also include commercially available "cross-linking" reagents such as: BMPS, EMCS, GMBS, HBVS, LC-SMCC, MBS, MPBH, SBAP, SIA, SIAB, SMCC, SMPB, SMPH, sulfo- EMCS, sulfo-GMBS, sulfo-KMUS, sulfo-MBS, sulfo-SIAB, sulfo-SMCC, and sulfo-SMPB, and

SVSB (succinimidyl-(4-vinylsulfone)benzoate) (see e.g. , Pierce Biotechnology, Inc., Rockford, IL., U.S.A).

[0182] 9. Synthetic Antibodies

[0183] In some embodiments, the anti-IL-36 antibody of the present disclosure can be a synthetic antibody comprising a set of CDRs from an anti-IL-36 immunoglobulin (e.g., CDR-L1, etc.) grafted onto a scaffold or framework other than an immunoglobulin scaffold or framework, such as an alternative protein scaffold, or an artificial polymer scaffold.

[0184] Exemplary alternative protein scaffolds contemplated for preparation of synthetic antibodies of the present disclosure can include, but are not limited to: fibronectin, neocarzinostatin CBM4-2, lipocalins, T-cell receptor, protein-A domain (protein Z), Im9, TPR proteins, zinc finger domains, pVIII, avian pancreatic polypeptide, GCN4, WW domain Src homology domain 3, PDZ domains, TEM-1 beta-lactamase, thioredoxin, staphylococcal nuclease, PHD-finger domains, CL-2, BPTI, APPI, HPSTI, ecotin, LACI-D1, LDTI, MTI-II, scorpion toxins, insect defensin-A peptide, EETI-II, Min-23, CBD, PBP, cytochrome b-562, Ldl receptor domains, gamma-crystallin, ubiquitin, transferrin, and/or C-type lectin-like domains.

[0185] Exemplary artificial polymer (non-protein) scaffolds useful for synthetic antibodies are described in e.g., Fiedler et al., (2014) "Non-Antibody Scaffolds as Alternative Therapeutic Agents," in Handbook of Therapeutic Antibodies (eds. S. Dübel and J. M. Reichert), Wiley-VCH Verlag GmbH & Co.; Gebauer et al., Curr. Opin. Chem. Biol., 13:245-255 (2009); Binz et al, Nat. Biotech., 23(10): 1257-1268 (2005).

[0186] IV. Recombinant Methods and Compositions

[0187] The anti-IL-36 antibody of the present disclosure can be produced using recombinant methods and materials well-known in the art of antibody production. In some embodiments, the present disclosure provides an isolated nucleic acid encoding an anti-IL-36 antibody. The nucleic acid can encode an amino acid sequence comprising the V_L and/or an amino acid sequence comprising the V_H of the antibody (e.g., the light and/or heavy chains of the antibody). In some embodiments, one or more vectors (e.g., expression vectors) comprising nucleic acid sequences encoding an anti-IL-36 antibody of the present disclosure are provided. In some embodiments, a host cell comprising nucleic acid sequences encoding an anti-IL-36 antibody of the present disclosure are provided. In one embodiment, the host cell has been transformed with a vector comprising a nucleic acid that encodes an amino acid sequence comprising the V_L of the antibody and an amino acid sequence comprising the V_H of the antibody. In another embodiment, the host cell has been transformed with a first vector comprising a nucleic acid that encodes an amino acid sequence comprising the V_L of the antibody and

a second vector comprising a nucleic acid that encodes an amino acid sequence comprising the V_H of the antibody.

[0188] In some embodiments of the recombinant methods, the host cell used is a eukaryotic cell, such as a Chinese Hamster Ovary (CHO) cell, or a lymphoid cell (e.g., Y0, NS0, Sp20). In one embodiment, a method of making an anti-IL-36 antibody is provided, wherein the method comprises culturing a host cell comprising a nucleic acid encoding the antibody, as provided above, under conditions suitable for expression of the antibody, and optionally recovering the antibody from the host cell (or host cell culture medium).

[0189] Briefly, recombinant production of an anti-IL-36 antibody is carried out by isolating a nucleic acid encoding an antibody (e.g., as described herein) and inserting this nucleic acid into one or more vectors for further cloning and/or expression in a host cell. Such nucleic acids are readily isolated and sequenced using conventional procedures well-known in the art (e.g., by using oligonucleotide probes that are capable of binding specifically to genes encoding the heavy and light chains of the desired antibody). Suitable host cells and culturing methods for cloning or expressing the antibody-encoding vectors are well-known in the art and include prokaryotic or eukaryotic cells. Typically, after expression, the antibody may be isolated from cell paste in a soluble fraction and further purified. In addition to prokaryotes, eukaryotic microbes such as filamentous fungi or yeast are suitable cloning or expression hosts for antibody-encoding vectors, including fungi and yeast strains whose glycosylation pathways have been "humanized," resulting in the production of an antibody with a partially or fully human glycosylation pattern (see e.g., Gerngross, Nat. Biotech. 22: 1409-1414 (2004), and Li et al., Nat. Biotech. 24:210-215 (2006)).

[0190] Suitable host cells for the expression of glycosylated anti-IL-36 antibodies of the present disclosure can also be derived from multicellular organisms (invertebrates and vertebrates). Examples of invertebrate cells include plant and insect cells. Numerous baculoviral strains have been identified which may be used in conjunction with insect cells, particularly for transfection of *Spodoptera frugiperda* cells. Plant cell cultures can also be utilized as hosts (see, e.g., U.S. Pat. Nos. 5,959,177, 6,040,498, 6,420,548, and 7,125,978.

[0191] Examples of mammalian host cell lines useful for the production of the anti-IL-36 antibodies of the present disclosure include Chinese hamster ovary (CHO) cells, including DHFR-CHO cells (see e.g., Urlaub et al., Proc. Natl. Acad. Sci. USA 77:4216 (1980)); myeloma cell lines such as Y0, NS0 and Sp2/0; monkey kidney CVI line transformed by SV40 (COS-7); human embryonic kidney line (293 or 293 cells as described, e.g., in Graham et al., J. Gen Virol. 36:59 (1977)); baby hamster kidney cells

(BHK); mouse Sertoli cells (TM4 cells as described, e.g., in Mather, Biol. Reprod. 23:243-251 (1980)); monkey kidney cells (CVI); African green monkey kidney cells (VERO-76); human cervical carcinoma cells (HELA); canine kidney cells (MDCK); buffalo rat liver cells (BRL 3A); human lung cells (W138); human liver cells (Hep G2); mouse mammary tumor (MMT 060562); TR1 cells (see e.g., in Mather et al., Annals N Y. Acad. Sci. 383:44-68 (1982) and US 6,235,498); Medical Research Council 5 (MRC 5) cells (such as e.g., those available from ATCC and also referred to as CCL-171); and Foreskin 4 (FS4) cells (see e.g., in Vilcek et al. Ann. N. Y. Acad. Sci. 284:703-710 (1977), Gardner & Vilcek. J. Gen. Virol. 44:161-168 (1979), and Pang et al. Proc. Natl. Acad. Sci. U.S.A. 77:5341-5345 (1980)). For a general review of useful mammalian host cell lines suitable for antibody production, see, e.g., Yazaki and Wu, Methods in Molecular Biology, Vol. 248 (B.K.C. Lo, ed., Humana Press, Totowa, NJ), pp. 255-268 (2003).

[0192] V. Pharmaceutical Compositions and Formulations of Anti-IL-36 Antibodies

[0193] The present disclosure also provides pharmaceutical compositions and pharmaceutical formulations comprising an anti-IL-36 antibody. In some embodiments, the present disclosure provides a pharmaceutical formulation comprising an anti-IL-36 antibody as described herein and a pharmaceutically acceptable carrier. In some embodiments, the anti-IL-36 antibody is the sole active agent of the pharmaceutical composition. Such pharmaceutical formulations can be prepared by mixing an anti-IL-36 antibody, having the desired degree of purity, with one or more pharmaceutically acceptable carriers. Typically, such antibody formulations can be prepared as an aqueous solution (see e.g., US Pat. No. 6,171,586, and WO2006/044908) or as a lyophilized formulation (see e.g., US Pat. No. 6,267,958).

[0194] It is also contemplated that the compositions and formulations comprising an anti-IL-36 antibody as disclosed herein may further contain other active ingredients (i.e., therapeutic agents) in addition to the anti-IL-36, useful for the particular indication being treated in the subject to whom the formulation is administered. Preferably, any additional therapeutic agent has activity complementary to that of the anti-IL-36 antibody activity and the activities do not adversely affect each other. Accordingly, in some embodiments, the disclosure provides a pharmaceutical composition comprising an anti-IL-36 antibody as disclosed herein, and a pharmaceutically acceptable carrier, and further comprises a therapeutic agent useful for treatment of an IL-36-mediated disease or condition. In some embodiments, for example wherein the disease indication is cancer the therapeutic agent is a chemotherapeutic agent appropriate for the particular cancer. In some embodiments, the further therapeutic agent in the composition is an antagonist of an IL-1, IL-33, IL-36 signaling pathway.

[0195] In some embodiments, the compositions or formulations of the present disclosure comprise an anti-IL-36 antibody as the sole active agent, wherein the anti-IL-36 antibody is a multispecific antibody that binds to each of human IL-36α, IL-36β, and IL-36γ with a binding affinity of 3 nM or less, optionally, wherein the binding affinity is measured by equilibrium dissociation constant (K_D) to a hu-IL-36α of SEQ ID NO:1, a hu-IL-36β of SEQ ID NO:2, and a hu-IL-36γ of SEQ ID NO:3. In some embodiments, the multispecific antibody comprises a specificity for IL-36α and/or IL-36γ in one arm, and a specificity for IL-36β in the other arm; optionally, wherein one arm binds to hu-IL-36α and hu-IL-36-γ with a binding affinity of 1 x 10^{-9} M or less, 1 x 10^{-10} M or less, or 1 x 10^{-11} M or less, and the other arm binds to hu-IL-36-β with a binding affinity of 1 x 10^{-9} M or less, 1 x 10^{-10} M or less, or 1 x 10^{-11} M or less.

[0196] In some embodiments, the compositions or formulations of the present disclosure comprise a single multispecific antibody that binds to each of human IL-36α, IL-36β, and IL-36γ with a binding affinity of 3 nM or less, and does not include any other anti-IL-36 antibody, or any other antibody capable of binding IL-36.

[0197] Pharmaceutically acceptable carriers are generally non-toxic to recipients at the dosages and concentrations employed. A wide range of such pharmaceutically acceptable carriers are well-known in the art (see e.g., Remington's Pharmaceutical Sciences 16th edition, Osol, A. Ed. (1980)). Exemplary pharmaceutically acceptable carriers useful in the formulations of the present disclosure can include, but are not limited to: buffers such as phosphate, citrate, and other organic acids; antioxidants including ascorbic acid and methionine; preservatives (such as octadecyldimethylbenzyl ammonium chloride; hexamethonium chloride; benzalkonium chloride; benzethonium chloride; phenol, butyl or benzyl alcohol; alkyl parabens such as methyl or propyl paraben; catechol; resorcinol; cyclohexanol; 3-pentanol; and m- cresol); low molecular weight (less than about 10 residues) polypeptides; proteins, such as serum albumin, gelatin, or immunoglobulins; hydrophilic polymers such as polyvinylpyrrolidone; amino acids such as glycine, glutamine, asparagine, histidine, arginine, or lysine; monosaccharides, disaccharides, and other carbohydrates including glucose, mannose, or dextrins; chelating agents such as EDTA; sugars such as sucrose, mannitol, trehalose or sorbitol; salt-forming counter-ions such as sodium; metal complexes (e.g., Zn- protein complexes); and/or non-ionic surfactants such as polyethylene glycol (PEG).

[0198] Pharmaceutically acceptable carriers useful in the formulations of the present disclosure can also include interstitial drug dispersion agents, such as soluble neutral-active hyaluronidase glycoproteins (sHASEGP) (see e.g., US Pat. Publ. Nos. 2005/0260186 and 2006/0104968), such as human soluble PH-20 hyaluronidase glycoproteins (e.g., rHuPH20 or HYLENEX®, Baxter International, Inc.).

[0199] Additional therapeutic agents and active ingredients may be entrapped in microcapsules prepared, for example, by coacervation techniques or by interfacial polymerization, for example, hydroxymethylcellulose or gelatin-microcapsules and poly-(methylmethacylate) microcapsules, respectively, in colloidal drug delivery systems (for example, liposomes, albumin microspheres, microemulsions, nano-particles and nanocapsules) or in macroemulsions. Such techniques are disclosed in Remington's Pharmaceutical Sciences 16th edition, Osol, A. Ed. (1980).

[0200] In some embodiments, the formulation can be a sustained-release preparation of the antibody and/or other active ingredients. Suitable examples of sustained-release preparations include semipermeable matrices of solid hydrophobic polymers containing the antibody, which matrices are in the form of shaped articles, e.g. films, or microcapsules.

[0201] Typically, the formulations of the present disclosure to be administered to a subject are sterile. Sterile formulations may be readily prepared using well-known techniques, e.g., by filtration through sterile filtration membranes.

[0202] IV. Uses and Methods of Treatment

[0203] It is contemplated that any of the compositions or formulations comprising an anti-IL-36 antibody of the present disclosure can be used for any methods or uses, such as in therapeutic methods, that utilize their ability to specifically bind to IL-36 and/or block the activity of IL-36, particularly blocking the ability of IL-36 to mediate intracellular signaling by the cytokines IL-36α, IL-36β, and/or IL-36γ. The intracellular signaling pathways mediated by IL-36 include at least the signaling pathways stimulated by the cytokine agonists IL-36α, IL-36β, and/or IL-36γ. Inhibition of the IL-36-mediated signaling pathways can be assayed *in vitro* using known cell-based blocking assays including the HEK-BLUE™ reporter cell assays and primary cell-based blocking assays described in the Examples of the present disclosure.

[0204] An IL-36 mediated disease can include any disease or condition associated with the aberrant function of the IL-1 family of cytokines for which IL-36R acts as a receptor including IL-36α, IL-36β, and/or IL-36γ. In some cases, such aberrant function is associated with elevated levels of IL-36α, IL-36β, and/or IL-36γ in bodily fluids or tissue, and can include, for example, levels that exceed those normally found in a particular cell or tissue or can be any detectable level in a cell or tissue that normally does not express these cytokines. Typically, IL-36 mediated conditions or diseases exhibit the following characteristics: (1) pathologies associated with the condition or disease can be experimentally induced in animals by administration of IL-36α, IL-36β, and/or IL-36γ, and/or by up-regulation of expression of IL-36α, IL-36β, and/or IL-36γ; and (2) pathologies associated with the condition or disease generated in experimental animal

models can be inhibited by agents that are known to inhibit the action of IL-36α, IL-36β, and/or IL-36γ.

[0205] IL-36α, IL-36β, and/or IL-36γ are known to be pro-inflammatory cytokines, however, the aberrant function of the IL-36 signaling pathways stimulated by these cytokines as mediated by IL-36R, are known to be associated with a wide range of diseases and conditions generally including but not limited to inflammatory diseases, autoimmune diseases, respiratory diseases, metabolic disorders, infections, and cancers. For example, the range of conditions and diseases associated with aberrant function of IL-36 signaling, include but are not limited to: acute generalized exanthematous pustulosis (AGEP), chronic obstructive pulmonary disease (COPD), childhood pustular dermatosis, Crohn's disease, eczema, generalized pustular psoriasis (GPP), inflammatory bowel disease (IBD), palmoplantar pustular psoriasis (PPP), psoriasis, psoriatic arthritis, TNF-induced psoriasis form skin lesions in Crohn's patients, Sjogren's syndrome, systemic lupus erythematosus (SLE), ulcerative colitis, and uveitis.

[0206] Agents that target the IL-36 signaling pathways by blocking IL-36R are in clinical development for the treatment of a range of diseases and conditions, including but not limited to the following: GPP, PPP, and ulcerative colitis.

[0207] It is contemplated that any of the compositions or formulations comprising an anti-IL-36 antibody of the present disclosure can be used in a method or use for the treatment of any of the above-listed diseases or conditions associated with aberrant function of the IL-36 signaling pathway. Generally, these conditions and diseases include but are not limited to inflammatory diseases, autoimmune diseases, respiratory diseases, metabolic disorders, infections, and cancers.

[0208] Accordingly, in some embodiments, the compositions or formulations comprising an anti-IL-36 antibody of the present disclosure can be used in a method, therapy, medicament, diagnostic, or use for use in the treatment of a condition or disease selected from acne due to epidermal growth factor receptor inhibitors, acne and suppurative hidradenitis (PASH), acute generalized exanthematous pustulosis (AGEP), amicrobial pustulosis of the folds, amicrobial pustulosis of the scalp/leg, amicrobial subcorneal pustulosis, aseptic abscess syndrome, Behçet's disease, bowel bypass syndrome, chronic obstructive pulmonary disease (COPD), childhood pustular dermatosis, Crohn's disease, deficiency of the interleukin-1 receptor antagonist (DIRA), deficiency of interleukin-36 receptor antagonist (DITRA), eczema, generalized pustular psoriasis (GPP), erythema elevatum diutinum, hidradenitis suppurativa, IgA pemphigus,inflammatory bowel disease (IBD), neutrophilic panniculitis, palmoplantar pustular psoriasis (PPP), psoriasis, psoriatic arthritis, pustular psoriasis (DIRA, DITRA), pyoderma gangrenosum, pyogenic arthritis pyoderma gangrenosum and acne (PAPA),

pyogenic arthritis pyoderma gangrenosum acne and suppurative hidradenitis (PAPASH), rheumatoid neutrophilic dermatosis, synovitis acne pustulosis hyperostosis and osteitis (SAPHO), TNF-induced psoriasis form skin lesions in Crohn's patients, Sjogren's syndrome, Sweet's syndrome, systemic lupus erythematosus (SLE), ulcerative colitis, and uveitis.

[0209] As disclosed herein, including in the Examples below, the anti-IL-36 antibodies of the present disclosure have the ability to decrease, inhibit, and/or block intracellular signaling mediated by IL-36. Accordingly, in some embodiments, the present disclosure provides a method of treating a IL-36-mediated disease or condition in a subject, the method comprising administering to the subject a therapeutically effective amount of an anti-IL-36 antibody of the present disclosure or administering to a subject in need thereof a therapeutically effective amount of a pharmaceutical composition comprising an anti-IL-36 antibody of the present disclosure and a pharmaceutically acceptable carrier.

[0210] As disclosed elsewhere herein, the anti-IL-36 antibodies of the present disclosure have the ability to decrease, inhibit, and/or block the IL-36 signaling pathways. Accordingly, the present disclosure also provides methods of treating diseases and conditions responsive to a decrease, inhibition, and/or blocking of the IL-36 signaling pathways.

[0211] Additionally, the anti-IL-36 antibodies of the present disclosure have the ability to decrease, inhibit, and/or block intracellular signaling stimulated by the agonists IL-36α, IL-36β, and/or IL-36γ. Accordingly, the present disclosure also provides methods of treating diseases and conditions responsive to a decrease, inhibition, and/or blocking of intracellular signaling stimulated by the agonists IL-36α, IL-36β, and/or IL-36γ.

[0212] The IL-1 family cytokines, including the IL-36 cytokines, IL-36α, IL-36β, and/or IL-36γ , are involved in inflammatory immune responses that affect tumor formation and the development of many forms of cancer. Accordingly, in some embodiments, the present disclosure provides a method of treating cancer in a subject, the method comprising administering to the subject in need thereof a therapeutically effective amount of an anti-IL-36 antibody of the present disclosure or administering to a subject a therapeutically effective amount of a pharmaceutical composition comprising an anti-IL-36 antibody of the present disclosure and a pharmaceutically acceptable carrier.

[0213] The IL-36 signaling pathways have been associated with psoriasis. Accordingly, in some embodiments, the present disclosure provides a method of treating psoriasis in a subject, the method comprising administering to the subject in need thereof a therapeutically effective amount of an anti-IL-36 antibody of the present disclosure or administering to a subject a therapeutically effective amount of a pharmaceutical

composition comprising an anti-IL-36 antibody of the present disclosure and a pharmaceutically acceptable carrier.

[0214] In some embodiments, the present disclosure provides a method of treating and/or preventing a IL-36-mediated disease, a IL-36 signaling pathway mediated disease, and/or a disease mediated by intracellular signaling stimulated by the agonists IL-36α, IL-36β, and/or IL-36γ. In such method of treatment embodiments, the method comprises administering to a subject in need thereof, a therapeutically effective amount of an anti-IL-36 antibody, or a composition or pharmaceutical formulation comprising an anti-IL-36 antibody as described herein. Administration of the antibody, composition, or pharmaceutical formulation in accordance with the method of treatment provides an antibody-induced therapeutic effect that protects the subject from and/or treats the progression of an IL-36-mediated disease in a subject.

[0215] In some embodiments, the anti-IL-36 antibody is the sole active agent that is administered to the subject. In some embodiments wherein the anti-IL-36 antibody is the sole active agent, the anti-IL-36 antibody is a multispecific antibody that binds to each of human IL-36α, IL-36β, and IL-36γ with a binding affinity of 3 nM or less. Such a method that uses a single anti-IL-36 antibody as the sole active agent provides an advantage over methods that require the use of multiple anti-IL-36 antibodies (e.g., a composition comprising a mixture of two or more different antibodies that bind to IL-36α, IL-36-β, and/or IL-36γ), and/or other antibodies that bind to other antigens. The ability to bind all three IL-36 antigens with a single antibody allows for administration of a single composition or formulation, including a single dose or multiple doses of a single composition or formulation, to the subject. Additionally, it is contemplated that the number of doses administered using the multispecific antibody is fewer that when administering multiple different anti-IL-36 antibodies or mixtures of anti-IL-36 and/or other antibodies.

[0216] In some embodiments, the method of treatment can further comprise administration of one or more additional therapeutic agents or treatments known to those of skill in the art to prevent and/or treat the IL-36-mediated disease or condition. Such methods comprising administration of one or more additional agents can encompass combined administration (where two or more therapeutic agents are included in the same or separate formulations), and separate administration, in which case, administration of the antibody composition or formulation can occur prior to, simultaneously, and/or following, administration of the additional therapeutic agent.

[0217] In some embodiments of the methods of treatment of the present disclosure, the anti-IL-36 antibody or pharmaceutical formulation comprising an anti-IL-36 antibody is administered to a subject by any mode of administration that delivers the agent

systemically, or to a desired target tissue. Systemic administration generally refers to any mode of administration of the antibody into a subject at a site other than directly into the desired target site, tissue, or organ, such that the antibody or formulation thereof enters the subject's circulatory system and, thus, is subject to metabolism and other like processes.

[0218] Accordingly, modes of administration useful in the methods of treatment of the present disclosure can include, but are not limited to, injection, infusion, instillation, and inhalation. Administration by injection can include intravenous, intramuscular, intraarterial, intrathecal, intraventricular, intracapsular, intraorbital, intracardiac, intradermal, intraperitoneal, transtracheal, subcutaneous, subcuticular, intraarticular, subcapsular, subarachnoid, intraspinal, intracerebro spinal, and intrasternal injection and infusion.

[0219] In some embodiments, a pharmaceutical formulation of the anti-IL-36 antibody is formulated such that the antibody is protected from inactivation in the gut. Accordingly, the method of treatments can comprise oral administration of the formulation.

[0220] In some embodiments, use of the compositions or formulations comprising an anti-IL-36 antibody of the present disclosure as a medicament are also provided. Additionally, in some embodiments, the present disclosure also provides for the use of a composition or a formulation comprising an anti-IL-36 antibody in the manufacture or preparation of a medicament, particularly a medicament for treating, preventing or inhibiting an IL-36-mediated disease. In a further embodiment, the medicament is for use in a method for treating, preventing or inhibiting an IL-36-mediated disease comprising administering to an individual having an IL-36-mediated disease an effective amount of the medicament.

[0221] In some embodiments, the compositions and formulations useful as a medicament or in the preparation of a medicament comprise an anti-IL-36 antibody as the sole active agent. In some embodiments, the anti-IL-36 antibody useful as a medicament or in the preparation of a medicament is a multispecific antibody that binds to each of human IL-36α, IL-36β, and IL-36γ with a binding affinity of 3 nM or less. In such embodiments, the use of a single, multispecific, anti-IL-36 antibody as the sole active agent in a medicament, or in the preparation of a medicament, provides a distinct advantage over uses that require multiple anti-IL-36, or other antibodies. The use of a single multispecific anti-IL-36 antibody comprising binding specificities for IL-36α, IL-36β, and IL-36γ allows for simplified uses because only a single active agent is included in the composition or formulation is used.

[0222] In certain embodiments, the medicament further comprises an effective amount of at least one additional therapeutic agent, or treatment.

[0223] In a further embodiment, the medicament is for use in treating, inhibiting or preventing an IL-36-mediated disease in a subject comprising administering to the subject an amount effective of the medicament to treat, inhibit or prevent the IL-36-mediated disease.

[0224] For the prevention or treatment of a IL-36-mediated disease or condition, the appropriate dosage of the anti-IL-36 antibody contained in the compositions and formulations of the present disclosure (when used alone or in combination with one or more other additional therapeutic agents) will depend on the specific disease or condition being treated, the severity and course of the disease, whether the antibody is administered for preventive or therapeutic purposes, the previous therapy administered to the patient, the patient's clinical history and response to the antibody, and the discretion of the attending physician. The anti-IL-36 antibody included in the compositions and formulations described herein, can be suitably administered to the patient at one time, or over a series of treatments. Various dosing schedules including but not limited to single or multiple administrations over various time-points, bolus administration, and pulse infusion are contemplated herein.

[0225] Depending on the type and severity of the disease, about 1 µg/kg to 15 mg/kg of anti-IL-36 antibody in a formulation of the present disclosure is an initial candidate dosage for administration to a human subject, whether, for example, by one or more separate administrations, or by continuous infusion. Generally, the administered dosage of the antibody would be in the range from about 0.05 mg/kg to about 10 mg/kg. In some embodiments, one or more doses of about 0.5 mg/kg, 2.0 mg/kg, 4.0 mg/kg or 10 mg/kg (or any combination thereof) may be administered to a patient.

[0226] Dosage administration can be maintained over several days or longer, depending on the condition of the subject, for example, administration can continue until the IL-36-mediated disease is sufficiently treated, as determined by methods known in the art. In some embodiments, an initial higher loading dose may be administered, followed by one or more lower doses. However, other dosage regimens may be useful. The progress of the therapeutic effect of dosage administration can be monitored by conventional techniques and assays.

[0227] Accordingly, in some embodiments of the methods of the present disclosure, the administration of the anti-IL-36 antibody comprises a daily dosage from about 1 mg/kg to about 100 mg/kg. In some embodiments, the dosage of anti-IL-36 antibody comprises a daily dosage of at least about 1 mg/kg, at least about 5 mg/kg, at least about 10 mg/kg, at least about 20 mg/kg, or at least about 30 mg/kg.

[0228] Additionally, the anti-IL-36 antibodies of the present disclosure may be used in assay methods for the detection of IL-36. Due to their ability to bind human IL-36 with

high affinity, the anti-IL-36 antibodies disclosed herein are appropriate for a wide range of assay methods and formats. It is contemplated that the anti-IL-36 antibodies can be employed in any known assay method, such as competitive binding assays, direct and indirect sandwich assays, immunoprecipitation assays and enzyme-linked immunosorbent assays (ELISA) (See, Sola, 1987, Monoclonal Antibodies: A Manual of Techniques, pp. 147-158, CRC Press, Inc.) for the detection and quantitation of IL-36. Accordingly, in some embodiments, the present disclosure provides a method for detecting the level of IL-36 in a biological sample, the method comprising the step of contacting the sample with an anti-IL-36 antibody as disclosed herein. Further, in some embodiments, it is contemplated that the method of detecting the level of IL-36 in a biological sample can be used for detecting and/or diagnosing an IL-36-mediated condition or disease in a biological sample, e.g., from a human subject.

EXAMPLES

[0229] Various features and embodiments of the disclosure are illustrated in the following representative examples, which are intended to be illustrative, and not limiting. Those skilled in the art will readily appreciate that the specific examples are only illustrative of the invention as described more fully in the claims which follow thereafter. Every embodiment and feature described in the application should be understood to be interchangeable and combinable with every embodiment contained within.

Example 1: Generation of IL-36 Polypeptides

[0230] This example illustrates the preparation of the various IL-36 polypeptide constructs used as antigens in eliciting and screening the anti-IL-36 antibodies of the present disclosure.

[0231] The active, N-terminally truncated forms of human IL-36α, IL-36β, IL-36γ, IL-36Ra (hu-IL-36α, hu-IL-36β, hu-IL-36γ, hu-IL-36Ra) and cynomolgus monkey IL-36α, IL-36β, IL-36γ (cy-IL-36α, cy-IL-36β, cy-IL-36γ) were produced recombinantly based upon information in Towne et al., (2011). The amino acid sequence boundaries of the expression constructs are provided above in Table 1 and the accompanying Sequence Listing. All of the recombinant IL-36α and IL-36β polypeptide constructs had an N-terminal "12xHis-SUMO" tag for purification purposes (SEQ ID NO: 8). The construct of IL-36γ had the following "12xHis-TEV" N-terminal tag for purification purposes: HHHHHHHHHHHHENLYFQS (SEQ ID NO: 9). The construct of IL-36Ra had the following C-terminal "GS-TEV-GS-huIgG1Fc-FLAG" tag for purification purposes (SEQ ID NO: 12) along with an N-terminal secretion signal sequence for mammalian cell expression: MGWSCIILFLVATATGVHS (SEQ ID NO: 11). As noted elsewhere herein,

for some applications, the IL-36 constructs included the following C-terminal "GS-AviTag" (IL-36-Avi) for detection or capture purposes: GGGGSGLNDIFEAQKIEWHE (SEQ ID NO: 10).

[0232] The IL-36 construct proteins were expressed in One Shot BL21(DE3) Chemically Competent E.coli (Thermo Fisher, Waltham, MA, USA) according to the manufacturer's protocol. Standard IPTG (1mM) induction protocols were performed in LB broth with Kanamycin (25ug/mL) selection. Following induction, cells were grown at 25 degrees Celsius for 20-24 hours and harvested as pellets. Standard sonication procedures in lysozyme (100ug/mL) and protease inhibitors were performed to extract soluble protein from E.coli pellets. Clarified supernatants were supplemented with 20 mM imidazole pH 7.5 and applied to HisTrap FF crude columns (GE Healthcare, Chicago, IL, USA) equilibrated in 20 mM Tris-HCl, 150 mM NaCl (TBS), 20 mM imidazole pH 7.5. Proteins were eluted with a 10 CV gradient to 100% TBS, 500 mM imidazole pH 7.5. Mature forms of IL-36 protein constructs were generated after cleaving N-terminal fusion tags with either His-SUMO protease (Thermo Fisher, Waltham, MA, USA) or His-TEV protease (ATUM, Newark, CA, USA) according to the manufacturer's protocol with the following modifications: SUMO protease was pre-treated with 10mM DTT for 5 minutes and then used in reactions (~0.02 units per µg substrate) containing TBS pH 7.5 with 10mM DTT at 25 degrees Celsius for 18-24 hours; TEV protease was used in reactions (50 µg/mL) at 25 degrees Celsius for 2 hours. Following protease treatment, affinity purification was performed using HisTrap FF columns to remove the cleaved tags, and flow-through fractions were retained and then loaded onto Superdex 75 increase columns (GE Healthcare, Chicago, IL, USA). Peak fractions containing monomeric protein were pooled and stored in 25 mM HEPES, 150 mM NaCl (HBS), pH 7.5, 0.02% NaN_3.

[0233] The C-terminal Fc-fused IL-36Ra protein was expressed in Expi293F cells (Thermo Fisher Scientific, Waltham, MA, USA) according to the manufacturer's protocol. Cells were harvested after 6 days and the clarified supernatant was applied to MabSelect SuRe columns (GE Healthcare, Chicago, IL, USA) equilibrated in TBS. Protein was eluted in 20 mM citrate pH 2.95, 150 mM NaCl (CBS) and immediately neutralized with 1/25 volume 1.5 M Tris-HCl pH 8.8. The C-terminal Fc tag was removed using His-TEV protease as previously described, followed by affinity purification using a combination of HisTrap FF and MabSelect SuRe columns to remove the purification tags and His-TEV protease. Subsequent purification of the flow-through fraction proceeded as previously described for IL-36 proteins.

[0234] For some applications IL-36 proteins were biotinylated randomly or site-specifically. For random biotinylation of IL-36 proteins, NHS-PEG4-biotin (Thermo

Fisher, Waltham, MA, USA) was used according to the manufacturer's instructions. For site-specific biotinylation of IL-36-Avi proteins, E.coli were co-transformed with plasmids expressing IL-36-Avi and BirA biotin ligase (pBirAcm plasmid from Avidity, Aurora, CO, USA). IPTG inductions were carried out as previously described with the addition of Chloramphenicol (10 ug/mL) during the starter culture step for double-selection with the BirA gene and 50uM d-biotin during the induction step for in-vivo biotinylation.

Example 2: Generation of anti-human IL-36 antibodies using yeast display methods, screening and selection for further characterization

[0235] *A. Selection of anti-hu-IL-36 antibodies by yeast display*

[0236] Human IL-36α (BioLegend), human IL-36β (Novus) and human IL-36γ (Novus) were commercially obtained as N-terminally truncated (active) forms. For yeast selection and screening purposes, these IL-36 proteins were biotinylated using NHS-PEG4-Biotin (Pierce) or labeled with DyLight-650 using NHS-4xPEG-Dylight-650 (Thermo Scientific) according to the manufacturers' protocols aiming for a ratio of label:protein of between 1-3 to 1.

[0237] Antibodies recognizing hu-IL-36 were generated using human antibody libraries displayed on the surface of yeast (US Pat. No. 10,011,829). Yeast display libraries were generated to display Fab fragments based on 5 VH, 4Vκ and one Vλ gene segments according to the methods described in US Pat. No. 10,011,829, which is hereby incorporated by reference herein in its entirety. 25 sub-libraries were rationally designed in order to improve amino acid diversity in the CDRs while retaining the germline sequences in the antibody framework regions. The amino acid usage in the engineered CDRs was matched to that observed for those variable region subfamilies in a human antibody database generated from a deep sequencing dataset with over 350,000 naturally occurring human antibody clones. The methods for using the libraries to identify antibodies capable of binding hu-IL-36, including methods for amplifying the libraries or yeast cells harvested from an enrichment or sorting process and induction of antibody expression on the surface of yeast for FACS sorting with antigens, were carried out as described in US Pat. No. 10,011,829.

[0238] The master human antibody library comprised of individual libraries based on different VH-Vκ or VH-Vλ combinations was split into two pools (libraries 1-13 and libraries 14-25) to enable efficient initial enrichment for clones recognizing hu-IL-36 by magnetic-activated cell sorting (MACS). The libraries were grown up to 3-fold the original library titer and induced for antibody expression by growing the yeast with induction medium containing 2% galactose at 20°C. Three rounds of MACS were performed and

harvested cells from each round were amplified such that 10-fold the number of yeast cells harvested was used for the next round of MACS.

[0239] For MACS selection biotinylated hu-IL-36α, hu-IL-36β and hu-IL-36γ proteins were pooled together. In three successive rounds of MACS enrichment, each library yeast cell pool was incubated with 300 nM each of biotinylated hu-IL-36α, hu-IL-36β and hu-IL-36γ. After incubation at 4°C with rotation for 2 hours, cells were washed and 3mL of streptavidin-coated magnetic beads (Miltenyi Biotec, Auburn, CA) were added to each pool. After 1 hour incubation at 4°C with rotation, antigen-binding cells were sorted by magnetic activated bead sorting using LS columns (Miltenyi Biotec, Auburn, CA). The harvested cells from the two library pools were collected, pooled, amplified 10-fold overnight and then subjected to a second MACS selection that included a pre-clearing depletion with baculovirus and streptavidin-coated beads before incubating the remaining yeast cells with 300 nM of each of the 3 biotinylated hu-IL-36 cytokines. The percent of the input pool harvested from the third round of MACS was 9.7%.

[0240] Prior to performing FACS sorting experiments to identify high-affinity yeast clones for hu-IL-36 proteins, different binding buffers were tested to minimize non-specific binding. The best binding buffer for hu-IL-36α and hu-IL-36β was PBS containing 0.5% bovine serum albumin (VWR Life Science, Radnor, PA, USA), whereas experiments with hu-IL-36γ required PBS containing filtered, solubilized 5% dried milk (LabScientific, Highlands, NJ, USA) to minimize background binding.

[0241] FACS1 was performed using 150 nM of each PEG4-biotin-IL-36 cytokine in separate aliquots containing the selected binding buffer and using streptavidin-PE as a secondary detection reagent. Antigen-positive cells were collected, amplified 10-fold and used for two additional rounds of FACS (FACS2 and FACS3) using hu-IL-36 proteins labeled with PEG-Dylight-650 and the same buffer conditions as in FACS1. The percent antigen-positive cells harvested in FACS3 were 2.3% for hu-IL-36α, 1.0% for hu-IL-36β, and 11.4% for hu-IL-36γ. 0.2% of the antigen-positive cells with the highest mean fluorescence intensity were plated and individual clones were picked into deep-well plates and cultured for 48 hours with induction media to induce secretion of Fab fragments into the culture supernatant. Yeast cultures were harvested, cells removed by centrifugation and Fab-containing supernatants were then tested for binding activity to their respective antigens by ELISA.

[0242] For ELISAs with yeast culture supernatants, 96-well ELISA plates were coated with 250 ng/well neutravidin, blocked with PBS containing 0.5% BSA ("blocking buffer") and then 250 ng of biotinylated hu-IL-36α, hu-IL-36β or hu-IL-36γ was added per well. After washing, 20 µL culture media and 30 µL blocking buffer was added, the plates incubated with rocking for 1 hour at room temperature, washed and bound Fab detected

with anti-human-Fab HRP. The majority of clones from these single cytokine sorts exhibited binding activity to the hu-IL-36 cytokine they were selected against in this primary ELISA. In secondary ELISAs testing binding activity for all three hu-IL-36 cytokines, clones that bound to both hu-IL-36α and hu-IL-36γ (but not hu-IL-36β) were observed. Therefore, two FACS sorting strategies were pursued to identify hu-IL-36α/γ-crossreactive clones.

[0243] Identification and selection of hu-IL-36α/hu-IL-36γ-crossreactive antibodies

[0244] In the first sorting strategy used to select clones that could recognize both hu-IL-36α and hu-IL-36γ, cells obtained in FACS3 with 150 nM PEG-Dylight-650-huIL-36α (2.3% antigen-positive) were amplified 10-fold and sorted with 100 nM PEG4-biotin-IL-36α, yielding 15.5% antigen-positive cells (FACS4). These cells were amplified and stained with 100 nM PEG-Dylight-650-huIL-36γ, yielding 29.1% antigen-positive cells (FACS5AG). Cells collected in FACS5AG were amplified 10-fold and stained with 10 nM PEG-Dylight-650-huIL-36γ and 10 nM PEG4-biotin-IL-36α (detected with streptavidin-PE), yielding 7.3% IL-36α/γ-double-positive cells (FACS6AG). Cells collected in FACS6AG were amplified 10-fold and stained with 10 nM PEG-Dylight-650-huIL-36α and 10 nM PEG4-biotin-IL-36γ (detected with streptavidin-PE), yielding 1.0% IL-36α/γ-double-positive cells (FACS7AG).

[0245] In the second sorting strategy used to select clones that could recognize both hu-IL-36α and hu-IL-36γ, cells obtained in FACS3 with 150 nM PEG-Dylight-650-huIL-36γ (11.4% antigen-positive) were amplified 10-fold and sorted with 100 nM PEG4-biotin-IL-36α, selecting antigen-positive cells (FACS4GA). These cells were amplified and stained with 100 nM PEG-Dylight-650-huIL-36α and 100 nM PEG4-biotin-IL-36γ (detected with streptavidin-PE), yielding 1.0% IL-36α/γ-double-positive cells (FACS5GA). Cells collected in FACS5GA were amplified 10-fold and stained with 100 nM PEG4-biotin-huIL-36α (detected with streptavidin-PE) and 100 nM PEG-Dylight-650-huIL-36γ, yielding 8.0% IL-36α/γ-double-positive cells (RFACS6GA). Cells collected in RFACS6GA were amplified 10-fold and stained with 100 nM PEG-Dylight-650-huIL-36α and 100 nM PEG4-biotin-IL-36γ (detected with streptavidin-PE), yielding 1.3% IL-36α/γ-double-positive cells (RFACS7GA).

[0246] 0.2% of the IL-36α/γ-double-positive cells from FACS7AG and RFACS7GA with the highest mean fluorescence intensity were plated, individual clones were picked and cultured, and Fab-containing supernatants were then tested for binding activity to hu-IL-36α and hu-IL-36γ by ELISA as described above. 87 clones that bound both hu-IL-36α and hu-IL-36γ were selected for sequencing.

[0247] To obtain the antibody sequence for the selected yeast clones, plasmid DNA was extracted from the yeast clones and used for PCR using a forward primer that binds to

the yeast promoter region and reverse primers that bind to the constant region of the human IgG1-CH1 region for the heavy chain and the constant region of the kappa or lambda chain for the light chain. The PCR products were then sequenced by Sanger sequencing using the same primers used for the PCR reaction.

[0248] The 87 hu-IL-36α/γ cross-reactive clones represented 30 unique clones by sequence.

[0249] Identification and selection of hu-IL-36β-reactive antibodies

[0250] In the sorting strategy used to select clones that could recognize hu-IL-36β, cells obtained in FACS3 with 150 nM PEG-Dylight-650-huIL-36β (1.0% antigen-positive) were amplified 10-fold and sorted with 100 nM PEG4-biotin-IL-36β and detected with streptavidin-PE, yielding 13.1% antigen-positive cells (FACS4B). These cells were amplified and stained with 20 nM PEG-Dylight-650-huIL-36β, yielding 5.8% IL-36β-positive cells (FACS5B).

[0251] 0.2% of the IL-36β-positive cells from FACS5B with the highest mean fluorescence intensity were plated, individual clones were picked and cultured, and Fab-containing supernatants were then tested for binding activity to their respective antigens by ELISA as described above. The majority of the clones from this sort exhibited binding activity to IL-36β.

[0252] A total of 83 IL36BS7 clones were sequenced as described above, yielding 8 unique clones.

[0253] *B. In vitro screening of yeast cell supernatants containing anti-hu-IL-36 antibodies*

[0254] Cell supernatants from yeast clones of interest were tested for binding to human IL-36 by ELISA as described above. To compare the binding of these supernatants to human and cynomolgus monkey IL-36, IL-36 proteins were coated at 2.5 µg/mL on 96-well Nunc MaxiSorp plates (Thermo Fisher) and the plates blocked with 5% goat serum in PBS. Yeast supernatants were diluted 1:1 with PBST containing 1% w/v BSA and added to the ELISA plates for 1-1.5 hours with agitation. Bound Fab was detected by incubating the plates with F(ab')2-HRP (Jackson ImmunoResearch). The ELISAs were developed for 3-10 minutes by addition of 50 µL/well of tetramethylbenzidine (TMB) microwell peroxidase substrate (Scytek Laboratories, Inc., Logan, UT, USA) and enzymatic color development was stopped by acidification with 50 µL/well of 2 N H_2SO_4 (Sigma-Aldrich Corporation, St. Louis, MO, USA). The optical density of the samples at a wavelength of 450 nm (OD450) was analyzed with a SpectraMax i3X plate reader (Molecular Devices LLC, San Jose, CA, USA). To estimate the relative affinity of each clone for cynomolgus monkey IL-36 and human IL-36 in this assay, a ratio of OD450 ($OD450_{cyIL\text{-}36}/OD450_{huIL\text{-}36}$) was calculated for each clone and IL-36 cytokine. Eight anti-

IL-36 Fab clones (mAb1.0 – mAb8.0) were selected for further characterization and results are shown in Table 3.

[0255] Table 3: Binding of selected anti-IL-36 Fabs to hu-IL-36 and cy-IL-36 by ELISA.

	ELISA OD_{450}			ELISA OD_{450}cyIL-36/OD_{450}hu-IL-36		
Antibody	**hu-IL-36α**	**hu-IL-36β**	**hu-IL-36γ**	**IL-36α**	**IL-36β**	**IL-36γ**
mAb1.0	0.9398	0.0523	2.4295	0.6	N.T.	1.3
mAb2.0	2.5315	0.0604	2.5023	0.7	N.T.	1.2
mAb3.0	1.6265	0.1097	2.1116	0.5	N.T.	1.0
mAb4.0	2.1644	0.0513	2.2984	0.5	N.T.	1.2
mAb5.0	2.0511	0.1285	2.077	0.5	N.T.	1.0
mAb6.0	0.0638	2.3414	0.0656	N.T.	4.0	N.T.
mAb7.0	0.0604	2.5818	0.0724	N.T.	3.9	N.T.
mAb8.0	0.0698	2.6319	0.073	N.T.	0.1	N.T.
N.T.=not tested						

[0256] *C. Cell-based assay to determine blocking potency of Fab supernatants*

[0257] HEK-Blue cell lines, described in this and the following examples, use the HEK-293 cell line (human embryonic kidney epithelial cells) as the original parental lineage. The HEK-Blue IL-1/IL-33 sensor cells, were obtained from InvivoGen (InvivoGen, San Diego, CA, USA; catalog #hkb-il33). These IL-1/IL-33 sensor cells were generated by stable transfection of HEK-Blue IL-1β sensor cells (InvivoGen; catalog #hkb-il1b) with the human ST2 gene expressing the IL-33 receptor ST2. HEK-Blue IL-1β cells express an NF-κB/AP-1 SEAP (secreted embryonic alkaline phosphatase) reporter gene and contain an inactivated TNF-α response to ensure SEAP production is representative of IL-1 or IL-33 pathway activation. The HEK-Blue IL-1/IL-33 responsive cells were maintained according to manufacturer guidelines. Briefly, the cells were maintained in a standard growth medium consisting of DMEM (Corning, Inc., Corning, NY, USA), supplemented with 10% fetal bovine serum (FBS) (Atlanta Biologicals, Inc., Flowery Branch, GA, USA), 100 IU/mL penicillin and 100 µg/mL streptomycin. The growth medium was further supplemented with 100 µg/mL zeocin to maintain the plasmid coding for SEAP, 200 µg/mL hygromycin B to maintain IL-1 specificity and 100 µg/mL blasticidin to maintain the plasmid encoding ST2. The plasmid containing the human IL1RL2 gene, encoding the IL-36 receptor, was generated by AvantGen (custom order). HEK-Blue IL-1/IL-33 sensor cells were transiently transfected using LyoVec (InvivoGen) according to manufacturer guidelines. Briefly, LyoVec-DNA complexes were added directly to cells suspended in standard growth medium, at a concentration that would produce a

minimum of 80% confluency 24 hours post-transfection, and immediately plated on 96-well, flat-bottom plates. 24 hours post-transfection, the cells were used within a standard HEK-Blue SEAP assay.

[0258] An agonist dose-response curve, consisting of a serial dilution series, was generated to provide an estimate of the half maximal effective concentration (EC_{50}) of agonist to be used in the assay. The following commercially available human cytokines were used as agonists in some HEK-Blue assays: IL-36α (BioLegend), IL-36β (Novus Biologicals) and IL-36γ (Novus Biologicals). 24 hours prior to experimental use, the transiently transfected cells were plated on 96-well, flat-bottom plates at a concentration resulting in a minimum of 80% confluency at the time of use. The desired agonist was added to the cells to a final volume 200 µL and the cells incubated for 24 hours at 37°C with 5% CO_2. SEAP production was quantified using a SEAP detection assay. The SEAP detection medium QUANTI-Blue (InvivoGen) was used to determine the level of SEAP within the various conditions indicated and per general manufacturer guidelines. Specifically, 20 µL of cell culture supernatant (collected 24 hours post-agonist addition) was added to 130 µL of QUANTI-Blue detection medium. The reaction was allowed to proceed for one hour at 37°C, at which point a SpectraMax (Molecular Devices) spectrophotometer was used to measure the absorbance at a wavelength of 650 nm in conjunction with SoftMax Pro software (Molecular Devices). The raw assay data was analyzed using GraphPad Prism 7 software to perform a non-linear regression determination of the agonist EC_{50} value in the assay.

[0259] HEK-Blue SEAP assays of non-purified anti-hu-IL-36 Fab fragments in yeast cell culture supernatant (SN) were performed as described above but with the following modifications. Non-purified, yeast cell culture SN containing the anti-hu-IL-36 Fab fragments was concentrated 20-fold and buffer-exchanged into PBS (1:20) to reduce background noise in the HEK-Blue SEAP assay. 40 µL of PBS and 10 µL of concentrated and buffer-exchanged yeast cell culture SN containing the anti-hu-IL-36 Fab fragments was added to HEK-Blue IL-1/IL-33 cells transfected with IL-36R. The cells and antibody-containing hybridoma cell culture SN were incubated for one-hour at 37°C with 5% CO_2. Following the one-hour antibody incubation, the agonist was added to the wells containing the cells and antibodies at 4X the desired concentration, and in a manner resulting in 1X the final desired concentration within a total volume of 200 µL. The percent inhibition was calculated by determining the ratio of the absorbance value obtained from the sample (in this case anti-hu-IL-36 antibody-containing yeast cell culture SN) in relation to the positive control (cells exposed to the agonist only in the presence of yeast cell culture SN containing an irrelevant Fab) and multiplying this ratio by 100.

[0260] The results for the 8 anti-IL-36 Fab clones (mAb1.0-mAb8.0) selected for further characterization are shown in Table 4 below. The sequences for the selected clones are also disclosed in Table 2 and the accompanying Sequence Listing.

[0261] Table 4. Blocking activity of selected anti-IL-36 yeast clone Fab supernatants in HEK Blue cell-based assay

	% Inhibition		
Yeast Fab supernatant	**hu-IL-36a**	**hu-IL-36b**	**hu-IL-36g**
mAb1.0	70	N.D.	31
mAb2.0	91	N.D.	89
mAb3.0	40	N.D.	64
mAb4.0	91	N.D.	57
mAb5.0	75	N.D.	75
mAb6.0	N.D.	86	N.D.
mAb7.0	N.D.	84	N.D.
mAb8.0	N.D.	85	N.D.

[0262] Based on their observed binding and blocking activities summarized in Tables 3 and 4, five of the IL-36α/IL-36γ-crossreactive antibodies (mAb1.0-mAb5.0) and three of the IL-36β–reactive antibodies (mAb6.0-mAb8.0) were produced as recombinant human IgG1 and cleaved Fab fragments for further characterization. IgGs were produced by transient co-transfection of mammalian expression plasmids encoding their heavy and light chains in Expi293 or ExpiCHO cells (Thermo Fisher Scientific) according to the manufacturer's instructions. Cells were harvested after 5-7 days and the clarified supernatant was applied to MabSelect SuRe columns (GE Healthcare, Chicago, IL, USA) equilibrated in TBS. Protein was eluted in 20 mM citrate pH 2.95, 150 mM NaCl (CBS) and immediately neutralized with 1/25 volume 1.5 M Tris-HCl pH 8.8. Fab fragments and were produced by lysyl-C (Wako Chemicals) cleavage. Briefly, Lysyl-C cleavage was carried out in PBS containing 100 mM Tris pH 8.0 at 37°C for 1 hour with gentle agitation, and stopped by diluting the reaction 10-fold into 50 mM sodium acetate pH 5.2. The Fab fraction was purified by applying the sample to an SP-HP cation exchange column (GE Healthcare, Chicago, IL, USA) equilibrated in 10 mM sodium acetate pH 5.2 and eluting with a 30 column volume gradient to 100% 10 mM sodium acetate pH 5.2, 1 M NaCl. Fractions containing Fab were pooled, concentrated and buffer-exchanged into PBS.

D. Binding kinetics analysis of selected anti-IL-36 antibodies

[0263] Surface plasmon resonance (SPR) analysis was used to determine binding affinity for hu-IL-36α and hu-IL-36γ of the purified mAb2.0 Fab; and for hu-IL-36β of the

purified mAb6.0 Fab using a BIACORE™ 8K instrument (GE Healthcare, Chicago, IL, USA). Briefly, a 1:4 dilution of Biotin CAPture Reagent (GE Healthcare, Chicago, IL, USA)) into HBS-EP buffer (GE Healthcare, Chicago, IL, USA; 0.01 M HEPES pH 7.4, 0.15 M NaCl, 3 mM EDTA, 0.005% Surfactant P20) was applied to a CAP sensor chip at 2 µL/min flow rate. For kinetics measurements, 12.5 nM biotinylated hu-IL-36α and hu-IL-36γ; 6 nM biotinylated hu-IL-36β was captured at 10 µL/min to achieve 25-40 response units in the second flow cell (FC2). FC1 was kept as a reference. Next, 2-fold serial dilutions of the Fab protein in HBS-P buffer (GE Healthcare, Chicago, IL, USA; 0.01 M HEPES pH 7.4, 0.15 M NaCl, 0.005% surfactant P20) from low (0.78 nM of mAb2.0 Fab, 1.56 nM of mAb6.0 Fab) to high (100 nM of mAb2.0 Fab, 200 nM of mAb6.0 Fab) were injected (flow rate: 30 µL/min) at either 25°C or 37°C. The sensorgram was recorded and subject to reference and buffer subtraction before data analysis with the BIACORE® 8K Evaluation Software (GE Healthcare, Chicago, IL, USA; version 1.1.1.7442). Association rates (k_{on}) and dissociation rates (k_{off}) were calculated using a simple one-to-one Langmuir binding model. The equilibrium dissociation constant (K_D) was calculated as the ratio of k_{off}/k_{on}.

[0264] The Biacore affinity results for mAb2.0 Fab and mAb6.0 Fab are summarized below in Table 5.

[0265] Table 5: Binding affinity of selected anti-IL-36 antibodies at 25°C and 37°C (K_D, k_{on}, k_{off})

1:1 binding fit		K_D (nM)		k_{on} (1/Ms)		k_{off} (1/s)	
Fab	**Biotinylated hu-IL-36**	25°C	37°C	25°C	37°C	25°C	37°C
mAb2.0	hu-IL-36α	1.2	0.3	$3.45*10^5$	$1.69*10^6$	$4.13*10^{-4}$	$5.02*10^{-4}$
mAb6.0	hu-IL-36β	1.79	1.93	$4.04*10^4$	$6.11*10^4$	$7.23*10^{-5}$	$1.18*10^{-4}$
mAb2.0	hu-IL-36γ	0.98	1.61	$3.66*10^5$	$6.71*10^5$	$3.58*10^{-4}$	$1.08*10^{-3}$

[0266] *E. Functional activity of recombinant anti-IL-36 antibodies in cell-based assays*

[0267] hu-IL-36-blocking activity of antibodies in HEK Blue reporter assay

[0268] The recombinant anti-hu-IL-36 antibodies derived from the eight parental yeast clones, mAb1.0 – mAb8.0, were tested to determine their abilities to block hu-IL-36α, hu-IL-36β and hu-IL-36γ mediated activation of the IL1RL2/IL1RAP pathways using the HEK-Blue IL-1/IL-33 sensor cells transiently transfected with the IL-36 receptor, IL1RL2.

[0269] HEK-Blue SEAP assays using recombinant anti-hu-IL-36 antibodies were performed similarly to the assay described above with yeast cell culture SN. Briefly, the antibody was incubated with cells, in the absence of agonist within the standard growth medium, for one hour at 37°C with 5% CO_2. Following the one-hour incubation, the desired agonist, at the estimated EC_{50} concentration, was added to a final volume 200

μL and the experiment was allowed to proceed for an additional 24 hours. The negative control (NC), represents cells exposed to growth medium only, while the positive control (PC) represents cells exposed to the agonist only (in the absence of antagonistic or control antibodies).

[0270] To determine the half maximal inhibitory concentration (IC_{50}) of the antibodies (including Fabs as described in the following Examples), a seven-point serial dilution series was used (starting at the concentration indicated). As with the agonist dose response curves described herein, non-linear regression analysis was performed using GraphPad Prism 7 software to determine the IC_{50} value from the assay results.

[0271] Hu-IL-36α (SEQ ID NO: 1), hu-IL-36β (SEQ ID NO: 2), and hu-IL-36γ (SEQ ID NO: 3), were used as agonists in the following HEK-Blue assays. Dose responses were carried out for all of the mAbs. Results of these HEK Blue assays are shown below in Table 6.

[0272] Table 6: IL-36 inhibition in HEK Blue assay of recombinant anti-hu-IL-36 antibodies

	IC_{50} (nM)		
Antibody	**hu-IL-36α**	**hu-IL-36β**	**hu-IL-36γ**
mAb1.0	43	N.D.	5.3
mAb2.0	5.7	N.D.	7.5
mAb3.0	90	N.D.	30
mAb4.0	16	N.D.	52
mAb5.0	95	N.D.	142
mAb6.0	N.D.	0.64	N.D.
mAb7.0	N.D.	1.4	N.D.
mAb8.0	N.D.	0.34	N.D.
N.D. = no blocking activity detected			

[0273] As shown by the HEK Blue assay results of Table 6, of all antibodies tested mAb2.0 demonstrated the most potent blocking activity for both hu-IL-36α and hu-IL-36γ, whereas mAb6.0 demonstrated potent blocking activity for hu-IL-36β.

[0274] Cy-IL-36-blocking activity of antibodies in HEK Blue reporter assay

[0275] The recombinant anti-hu-IL-36 antibodies mAb2.0 and mAb6.0 were tested to determine their abilities to block cynomolgus monkey IL-36 (cy-IL-36α, cy-IL-36β and cy-IL-36γ)-mediated activation of the IL1RL2/IL1RAP pathways using the HEK-Blue IL-1/IL-33 sensor cells transiently transfected with the human IL-36 receptor IL1RL2. HEK-Blue SEAP assays performed using cynomolgus monkey IL-36 were performed similarly to the assay described above with human IL-36 cytokines. Cy-IL-36α, cy-IL-36β, and cy-IL-36γ, were used as agonists in this HEK-Blue assay. Agonist dose-response curves,

consisting of a twelve-point serial dilution series, were generated to demonstrate potent signaling of the cy-IL-36 cytokines through the human IL1RL2/IL1RAP pathways, and to provide an estimate of the half maximal effective concentration (EC_{50}) of agonist to be used in the assay. To determine the half maximal inhibitory concentration (IC_{50}) of the antibodies an eleven-point serial dilution series was used. As with the agonist dose response curves mentioned previously, non-linear regression analysis was performed using GraphPad Prism 7 software to determine the IC_{50} value from the assay results. Dose responses were carried out for all of the mAbs. mAb2.0 demonstrated potent blocking activity for cy-IL-36α and cy-IL-36γ (IC_{50} 0.56 nM and 1.71 nM, respectively), whereas mAb6.0 demonstrated potent blocking activity for cy-IL-36β (IC_{50} 1.96 nM).

[0276] Blocking activity of anti-hu-IL-36 antibodies in IL-36-stimulated IL-8 secretion by HaCat cells

[0277] The human keratinocyte cell line HaCat is derived from in vitro spontaneously transformed keratinocytes from histologically normal skin. The HaCat cell line is commercially available and was obtained from AddexBio (catalog # T002000). The cryopreserved cells were thawed and maintained using the general guidelines recommended by the manufacturer. HaCat cells were maintained in a growth medium consisting of DMEM with L-Glutamine, 4.5g/L Glucose and Sodium Pyruvate (Corning), supplemented with 10% fetal bovine serum (Atlanta Biologicals) that was heat-inactivated prior to use (56°C for 30 minutes), 100 IU/mL penicillin and 100 µg/mL streptomycin, 1 mM sodium pyruvate (Corning). The day prior to experimental use, HaCat cells were seeded on flat-bottom, 96-well plates at 10,000 cells/well to be at ~80-85% confluency the day of use.

[0278] Prior to use in antibody blocking assays, the agonist EC_{50} was determined by performing an agonist dose-response curve in a similar manner as described in Example 2 for the HEK Blue cells but with the following modifications. Following addition of the agonist to HaCat cells in wells containing HaCat cell growth medium only (final volume 200 µL), the cells were returned to the tissue culture incubator (37°C with 5% CO_2) for 24 hours. Tissue culture supernatant was then collected and stored at -20°C.

[0279] The antibody blocking assays were performed as above for HEK Blue cells but in a manner conducive to obtaining IC_{50} values, with modifications to specifically account for HaCat cell usage. Briefly, the anti-hu-IL-36 IgG antibody, the natural IL-36 antagonist IL-36Ra, or an appropriate antibody control (e.g., Hu IgG1 Ctrl), was incubated with HaCat cells for 1 hour at 37°C, followed by the addition of agonist (IL-36α, IL-36β, or IL-36γ). The experiment was allowed to proceed for an additional 24 hours (37°C with 5% CO_2), with cell culture supernatants collected and quantification of IL-8 performed as described below.

[0280] A human IL-8 ELISA kit (Thermo Fisher Scientific) was used to quantify the level of IL-8 within the supernatant according to the manufacturer guidelines. The raw data obtained was analyzed using GraphPad Prism software, with interpolations performed using linear regression analysis. Interpolated data was then analyzed using non-linear regression 3 parameter analysis to derive agonist EC_{50} and antibody IC_{50} values.

[0281] As shown by the results in **FIG. 1A** and **FIG. 1C**, mAb2.0 demonstrated potent blocking activity for hu-IL-36α and hu-IL-36γ (IC_{50} 0.28 nM and 1.23 nM, respectively), whereas as shown in **FIG. 1B**, mAb6.0 demonstrated potent blocking activity for hu-IL-36β (IC_{50} 0.082 nM) in the HaCat human keratinocyte cell line. The blocking potency of mAb2.0 for hu-IL-36α and hu-IL-36γ was superior to that of the natural antagonist IL-36Ra (100-fold and 12-fold, respectively), and the blocking potency of mAb6.0 for hu-IL-36β was superior to that of IL-36Ra (1000-fold).

[0282] Activity of anti-IL-36 antibodies in blocking IL-36-stimulated IL-8 secretion by primary human keratinocytes

[0283] Primary human neonatal pooled keratinocytes (HEKn) are commercially available and were obtained from ThermoFisher (catalog # A13401). Cells were isolated from normal (disease free) donated human tissue and cryopreserved by the manufacturer. The cells were thawed and maintained using the general guidelines recommended by the manufacturer. HEKn cells were maintained in a growth medium consisting of EpiLife Medium (ThermoFisher) with Human Keratinocyte Growth Supplement (ThermoFisher), 100 IU/mL penicillin and 100 µg/mL streptomycin. The day prior to experimental use, HEKn cells were seeded on flat-bottom, 96-well plates at 10,000 cells/well to be at ~80-85% confluency the day of use.

[0284] Prior to use in antibody blocking assays, the agonist EC_{50} was determined by performing an agonist dose-response curve in a similar manner as described in Example 2 for the HaCat cells but with the following modifications. Following addition of the agonist to HEKn cells in wells containing cell growth medium only (final volume 200 µL), the cells were returned to the tissue culture incubator (37°C with 5% CO_2) for 24 hours. Tissue culture supernatant was then collected and stored at -20°C.

[0285] The antibody blocking assays were performed as above for HaCat cells. Briefly, xIL-36 IgG, or an appropriate antibody control (e.g., Hu IgG1 Ctrl), was incubated with HEKn cells, as indicated, for 1 hour at 37°C, followed by the addition of agonist (IL-36α, IL-36β, or IL-36γ). The experiment was allowed to proceed for an additional 24 hours (37°C with 5% CO_2), with cell culture supernatants collected and quantification of IL-8 performed as described below.

[0286] A human IL-8 ELISA kit (Thermo Fisher Scientific) was used to quantify the level of IL-8 within the supernatant according to the manufacturer guidelines. The raw data

obtained was analyzed using GraphPad Prism software, with interpolations performed using linear regression analysis. Interpolated data was then analyzed using standard non-linear regression 3 parameter analysis to derive agonist EC_{50} and antibody IC_{50} values.

[0287] As shown by the HEKn assay results in **FIG. 2A** and **FIG. 2C**, mAb2.0 demonstrated potent blocking activity for hu-IL-36α and hu-IL-36γ (IC_{50} 0.33 nM and 2.27 nM, respectively), whereas as shown in **FIG. 2B,** mAb6.0 demonstrated potent blocking activity for hu-IL-36β (IC_{50} 1.75 nM) in primary human adult keratinocytes.

Example 3: Activity of mAb6.0 HC/mAb2.0 LC chimera mAb6.0_2.0 in binding and blocking hu-IL-36β

[0288] mAb6.0_2.0 was generated similar to other IgGs described in Example 2 above, except by co-transfecting the heavy chain of mAb6.0 and the light chain of mAb2.0.

[0289] Surface plasmon resonance (SPR) analysis was used to determine binding affinity for hu-IL-36β of mAb6.0_2.0 IgG using a BIACORE™ 8K instrument (GE Healthcare, Chicago, IL, USA). Briefly, 6 nM mAb6.0_2.0 IgG or mAb6.0 IgG in HBS-P buffer (GE Healthcare, Chicago, IL, USA; 0.01 M HEPES pH 7.4, 0.15 M NaCl, 0.005% surfactant P20) was captured on a protein A sensor chip (GE Healthcare, Chicago, IL, USA) a 10 µL/min to achieve 50-60 response units in the second flow cell (FC2). FC1 was kept as a reference. Next, 3-fold serial dilutions of hu-IL-36β in HBS-P buffer from low (0.046 nM of hu-IL-36β) to high (100 nM of hu-IL-36β) were injected (flow rate: 30 µL/min) at either 37°C. The sensorgram was recorded and subject to reference and buffer subtraction before data analysis with the BIACORE® 8K Evaluation Software (GE Healthcare, Chicago, IL, USA; version 1.1.1.7442). Association rates (k_{on}) and dissociation rates (k_{off}) were calculated using a simple one-to-one Langmuir binding model. The equilibrium dissociation constant (K_D) was calculated as the ratio of k_{off}/k_{on}.

[0290] mAb6.0_2.0 IgG bound hu-IL-36β with a K_D of 6.7 nM (k_{on} = 3.20x10^5 1/Ms, k_{off} = 2.14x10^{-3} 1/s) while mAb6.0 IgG bound hu-IL-36β with a K_D of 0.42 nM (k_{on} = 3.62x10^5 1/Ms, k_{off} = 1.15x10^{-4} 1/s). Thus mAb6.0_2.0 bound hu-IL-36β with a 16-fold lower affinity than mAb6.0.

[0291] To determine the blocking potency and efficacy of mAb6.0_2.0 IgG *in vitro*, we evaluated its ability to inhibit hu-IL-36β-stimulated IL-8 secretion by HaCat cells. HaCat cell assays were performed as described in Example 2. Briefly, mAb6.0_2.0 IgG, mAb6.0 IgG, or an appropriate antibody control (e.g., Hu IgG1 Ctrl), was incubated with HaCat cells for 1 hour at 37°C, followed by the addition of hu-IL-36β agonist. The experiment was allowed to proceed for an additional 24 hours (37°C with 5% CO_2), with cell culture supernatants collected and quantification of IL-8 performed as described in Example 2.

Interpolated data was then analyzed using standard non-linear regression analysis in GraphPad Prism software to derive antibody IC_{50} values.

[0292] mAb6.0_2.0 IgG was found to inhibit hu-IL-36β-stimulated IL-8 secretion by HaCat keratinocyte cell line with a 16-fold lower potency than mAb6.0 IgG (mAb6.0_2.0 IC_{50} = 12.7 nM; mAb6.0 IC_{50} = 0.8 nM).

Example 4: Affinity maturation of anti-IL-36 antibodies using phage library panning

[0293] This example illustrates the preparation of affinity matured versions of the mAb6.0_2.0 and mAb2.0 antibodies with improved affinities for IL-36β and IL-36α/γ.

[0294] *A Mutation to prevent pyroglutamate conversion*

[0295] To prevent the formation of pyroglutamate variants, glutamine (Q or Gln) may be mutated to glutamate (E or Glu) (Amphlett, G. et al., Pharm. Biotechnol., 9:1-140 (1996)). Position 1 (according to Kabat numbering) in the heavy chain variable domains and light chain variable domains of mAb2.0 and mAb6.0 was mutated from glutamine (Q) to glutamate (E) by gene synthesis, resulting in antibodies mAb2, mAb6 and mAb6_2. The variable domains were cloned into a mammalian Fab expression construct containing an 8xHis tag to generate Fab proteins. Similar mutations at position 1 may also be made in mAb1.0, mAb3.0, mAb4.0, mAb5.0, mAb7.0 and mAb8.0.

[0296] *B. mAb6_2 affinity maturation NNK library construction and panning*

[0297] To improve the affinity of mAb6 heavy chain paired with mAb2 light chain (mAb6_2, one arm for common light chain bispecific molecule) against human IL-36β, phage libraries were constructed from mAb6_2 in Fab-amber format for monovalent Fab phage display with heavy chain HVR residues (i.e., HVR-H1, HVR-H2, and HVR-H3) randomized using the *NNK* degenerate codon that encodes for all 20 amino acids with 32 codons (Brenner et al., 1992) (with mAb2 light chain residues kept unchanged). Libraries were designed to allow one *NNK* mutation in each of the three heavy chain HVRs. Synthesized mutagenesis oligonucleotides were then used to construct heavy chain libraries using Kunkel mutagenesis (Kunkel et al., 1987). The resultant library DNA was electroporated into E. coli XL1 cells, yielding approximately $4X10^9$ transformants. Phage libraries were incubated in SUPERBLOCK™ PBS buffer (Pierce) and 0.05% TWEEN® 20 for 30 min and then applied on human IL-36β coated plate for first round panning. In the subsequent two to three rounds, phage libraries were incubated with decreasing concentration of biotinylated human IL-36β with 1000x non-biotinylated human IL-36β as competitor in solution to increase the selection stringency.

[0298] *C. Characterization of mAb6_2 phage variants from affinity maturation NNK library*

[0299] Selected phages with top binding signal were purified to perform phage competition ELISA. The optimal phage concentration was incubated with serially-diluted human IL-36β in ELISA buffer (0.5% BSA and 0.05% TWEEN®20 in PBS) in NUNC F plate for two hours. 80 µl of the mixture was transferred to human IL-36β coated wells for 15 min to capture unbound phage. The plate was washed with wash buffer (0.05% TWEEN®20 in PBS), and HRP-conjugated anti-M13 antibody (Sino biological, Cat # 11973-MM05-H-50) was added in ELISA buffer for 30min. The plate was incubated at room temperature for one hour with agitation, washed six times with wash buffer and developed for 15 minutes by addition of 100 µL/well of 1 Step Turbo TMB substrate (ThermoFisher, Cat# 34022). The enzymatic reaction was stopped using 50 µL/well of 2N H_2S0_4. Plates were analyzed using a Perkin Elmer plate reader (Envision 2103 multilabel reader) at 450 nm. The absorbance at 450 nm was plotted as a function of antigen concentration in solution to determine phage IC_{50}. This was used as an affinity estimate for the Fab clone displayed on the surface of the phage. Real affinities for purified Fab molecules for the phage variants were also measured using Biacore (method described in detail in section E below). Variant HVR sequences, phage IC_{50} summary and K_D values are shown below in Table 7.

[0300] **Table 7**. mAb6_2 variant HVR sequences, IC_{50} and K_D values against hu-IL-36β

Variant	HVR-H1 (30-35A)	HVR-H2 (50-61)	HVR-H3 (93-102)	IC_{50} (nM)	Biacore K_D (nM)
mAb6_2	TSSNYYW	SIDYTGSTYYNP	ARGKYYETYLGFDV	8.57	40.1
mAb6_2.1	TSTNYYW	NIDYTGSTYYNA	ATGKYYETYLGFDV	0.77	3.50
mAb6_2.2	TSSNAYW	SIDYTGSTAYNP	AHGKYYETYLGFDV	1.04	2.55
mAb6_2.3	TASNYYW	SIDYTGSTYYNT	ATGKYYETYLGFDV	0.49	1.62
mAb6_2.4	TASNYYW	SIDYTGSTYYNP	ATGKYYETYLGFDV	ND	1.05

[0301] *D. Next generation sequencing of mAb6_2 affinity maturation libraries*

[0302] In order to further improve the affinity of mAb6_2, next-generation sequencing (NGS) of mAb6_2 affinity maturation libraries was performed. Phagemid double-stranded DNA was isolated from E. coli XL-1 cells carrying phagemids from the initial phage library (unsorted libraries) and from the second and third rounds of solution selection (sorted libraries). Purified DNA was used as the template to generate amplicons of VH regions using the Illumina 16s library preparation protocol. Sequencing adapters and dual-index barcodes were added using the Illumina Nextera XT Index Kit. In preparation for sequencing on an Illumina MiSeq instrument (Illumina, San Diego, USA), adapter-ligated amplicons were subjected to standard Illumina library denaturing and sample loading protocol using MiSeq Reagent Kit v3 (600 cycles). Paired-end sequencing was performed to cover the entire length of the amplicon with insert size of 200bp to 300bp.

[0303] Paired-end sequencing data were first assembled using paired-end assembler PANDAseq (Masella et al., 2012) to obtain complete amplicons. Quality control (QC) was then performed on identified amplicons, where each amplicon was checked for the absence of sequence insertions or deletions and stop codons, and each CDR sequence was allowed to carry only up to one NNK mutation and no non-NNK mutations. Position weight matrices were generated by calculating the frequency of all mutations of every randomized position. Enrichment ratios for each mutation were calculated by dividing the frequency of a given mutation at a given position in the sorted sample with the frequency of the very same mutation in the unsorted sample, as described previously (Koenig et al., 2015). Predicted mutations in their HVRs that supported improved binding of mAb6_2 to hu-IL-36β are summarized in Table 8 below.

[0304] **Table 8.** Predicted mutations in mAb6_2 supporting hu-IL-36β binding

Domain	Position	Substitutions with Improved Binding
HVR-H1[1]	T30	D, E, N
	S31	A, E, G, K, Q, R, T
	S32	A, D, E, G, N, P, Q, T
	Y34	A, E, G, H, M, N, Q, S, T, V
	W35A	F, I, V, Y
HVR-H2[2]	S50	N, T
	I51	M, V
	Y53	H
	T54	H, L, N
	G55	A, D, E, H, K, N, Q, R, S, T
	S56	A, D, Q, T
	T57	A, D, E
	Y58	A, F, Q, S, W
	N60	D, E, H, P, Q
	P61	A, E
HVR-H3[3]	R94	A, E, G, H, M, N, Q, S, T, Y
	K96	A, S
	E99	T

[1]HVR-H1 from positions 30-35A
[2]HVR-H2 from positions 50-61
[3]HVR-H3 from positions 93-102

[0305] *E. Characterization of mAb6_2 affinity-improved NGS variants*

[0306] Generation of mAb6_2 affinity-improved NGS Fab variants

[0307] According to predicted mutations from NGS analysis (shown in Table 8 above), selected mAb6_2 NGS Fabs with variant HVR sequences (shown below in Table 9) were synthesized for cloning into a mammalian Fab expression construct containing an 8xHis tag to generate Fab proteins. Plasmids encoding the heavy or light chain were transiently transfected into Expi293F cells (Thermo Fisher) according to the

manufacturer's protocol using a 1:1 ratio of HC:LC. Fabs were purified with a HisPur Ni-NTA column by diluting supernatant 1.5x with 1x phosphate-buffered saline pH 7.2 (PBS), adding 10 mM imidazole, and binding to resin in batch mode for 2 hours. Resin was flowed over a column and washed with 20 CV PBS + 20 mM imidazole and eluted with 5 CV PBS + 250 mM imidazole. Samples were buffer exchanged to PBS using a PD10 column (GE).

[0308] Affinity determination of mAb6_2 affinity-improved NGS Fab variants using SPR

[0309] To determine the binding affinity of recombinant mAb6_2 NGS Fab variants to human IL-36β at 37°C, SPR measurements with a BIACORE™ 8K instrument were performed. Briefly, a 1:4 dilution of Biotin CAPture Reagent (GE) into HBS-EP buffer (0.01 M HEPES pH 7.4, 0.15 M NaCl, 3 mM EDTA, 0.005% Surfactant P20) was applied to a CAP sensor chip at 2 uL/min flow rate. For kinetics measurements, 6 nM biotinylated human IL-36β was captured at 10 uL/min to achieve ~50 response units in the second flow cell (FC2). FC1 was kept as a reference. Next, 3-fold serial dilutions of Fab in HBS-P buffer (0.01M HEPES pH 7.4, 0.15M NaCl, 0.005% surfactant P20) from low (3.125 nM) to high (200 nM) were injected (flow rate: 10 uL/min) at 37°C. The sensorgram was recorded and subject to reference and buffer subtraction before evaluating by BIACORE® 8K Evaluation Software (version 1.1.1.7442). Association rates (k_{on}) and dissociation rates (k_{off}) were calculated using a simple one-to-one Langmuir binding model. The equilibrium dissociation constant (K_D) was calculated as the ratio of k_{off}/k_{on}. summarized in Table 9.

[0310] **Table 9.** mAb6_2 variant HVR sequences, their k_{on}, k_{off} and K_D values against hu-IL-36β

Fab Identifier	HVR-H1 (30-35A)	HVR-H2 (50-61)	HVR-H3 (93-102)	k_{on} (1/Ms)	k_{off} (1/s)	K_D (nM)
mAb6_2	TSSNYYW	SIDYTGSTYYNP	ARGKYYETYLGFDV	8.72×10^4	1.28×10^{-3}	14.7
mAb6_2.5	TASNYYW	SIDYTGSTYYEP	ATGSYYETYLGFDV	7.17×10^5	4.76×10^{-4}	0.66
mAb6_2.6	TASNYYW	SIDYTGSTYYEP	ATGNYYETYLGFDV	8.56×10^5	7.05×10^{-4}	0.82
mAb6_2.7	TASNTYW	SIDYTGSTYYNP	ATGKYYETYLGFDV	2.97×10^5	1.80×10^{-4}	0.61
mAb6_2.8	TASNYYW	SIDYTGSTYYNP	ASGKYYETYLGFDV	3.17×10^5	3.43×10^{-4}	1.08
mAb6_2.9	TSSNYYW	SIDYTGSTYYNP	ATGKYYETYLGFDV	2.99×10^5	4.11×10^{-4}	1.37
mAb6_2.10	TSSNYYW	SIDYTGSTYYQP	ARGNYYETYLGFDV	4.15×10^5	1.03×10^{-3}	2.47

[0311] *F. mAb2 affinity maturation NNK library construction and panning*

[0312] To further improve the human IL-36α and human IL-36γ affinity of anti-IL-36 mAb2, phage libraries were constructed from mAb2 in Fab-amber format for monovalent Fab phage display with heavy chain HVR residues (i.e., HVR-H1, HVR-H2, and HVR-H3) randomized using the *NNK* degenerate codon that encodes for all 20 amino acids with 32 codons (Brenner et al., 1992) (with mAb2 light chain residues kept unchanged). Libraries were designed to allow one *NNK* mutation in each of the three heavy chain

HVRs. Synthesized mutagenesis oligonucleotides were then used to construct heavy chain libraries using Kunkel mutagenesis (Kunkel et al., 1987). The resultant library DNA was electroporated into E. coli XL1 cells, yielding approximately $4X10^9$ transformants. Phage libraries were incubated in SUPERBLOCK™ PBS buffer (Pierce) and 0.05% TWEEN® 20 for 30 min and then applied on human IL-36α or human IL-36γ coated plates for first round panning. In the subsequent two to three rounds, phage libraries were incubated with decreasing concentrations of biotinylated human IL-36α or human IL-36γ with 1000x non-biotinylated human IL-36α or human IL-36γ as competitor in solution to increase the selection stringency.

[0313] *G. Characterization of mAb2 phage variants from affinity maturation NNK library*

[0314] Selected phages with top binding signal were purified to perform phage competition ELISA. The optimal phage concentration was incubated with serially-diluted human IL-36α or human IL-36γ in ELISA buffer in NUNC F plate for two hours. 80 µl of the mixture was transferred to human IL-36α or human IL-36γ coated wells for 15 min to capture unbound phage. The plate was washed with wash buffer (0.05% TWEEN®20 in PBS), and HRP-conjugated anti-M13 antibody (Sino biological, Cat # 11973-MM05-H-50) was added in ELISA buffer for 30min. The plates were washed and developed as described above. The absorbance at 450 nm was plotted as a function of antigen concentration in solution to determine phage IC50. This was used as an affinity estimate for the Fab clone displayed on the surface of the phage. See Table 10 below for a summary of variant HVR sequences and phage IC_{50}.

[0315] **Table 10:** mAb2 HVR sequences and their IC_{50} values against hu-IL-36α and hu-IL-36γ.

Variant	HVR-H1 (30-35A)	HVR-H2 (50-61)	HVR-H3 (93-102)	Phage IC_{50} (nM) hu-IL-36α	Phage IC_{50} (nM) hu-IL-36γ
mAb2	STSSYYW	SIYYTGNTYYNP	ARVRYGVGVPRYFDP	1.20	3.20
mAb2.1	SDSSYYW	SIYYTGNTYYNS	ARVRYGVGVPRYFDP	1.03	4.86
mAb2.2	SESSYYW	SIYYTGNTYYNP	AGVRYGVGVPRYFDP	0.75	3.79
mAb2.3	STSSDYW	SIYYTGNTYYLP	SRVRYGVGVPRYFDP	0.82	2.39
mAb2.4	SNSSYYW	SIYYTGNTYYLP	ARVRYGVGVPRYFDP	0.68	1.52
mAb2.5	SESSYYW	SIYYTGNTYYLP	ARVRYGVGVPRYFDP	0.77	1.88
mAb2.6	STSSYHW	SIYYTGNTYYMP	VRVRYGVGVPRYFDP	1.62	1.99
mAb2.7	SRSSYYW	SIYYTGNTYYWP	TRVRYGVGVPRYFDP	1.20	1.53

[0316] *H. Next-generation sequencing of mAb2 affinity maturation libraries*

[0317] In order to further improve the affinity of mAb2, next-generation sequencing (NGS) of mAb2 affinity maturation libraries was performed. Phagemid double-stranded DNA was isolated from E. coli XL-1 cells carrying phagemids from the initial phage library (unsorted libraries) and from the second and third rounds of solution selection

(sorted libraries). Purified DNA was used as the template to generate amplicons of VH regions using Illumina 16s library preparation protocol. Sequencing adapters and dual-index barcodes were added using Illumina Nextera XT Index Kit. In preparation for sequencing on Illumina MiSeq, adapter-ligated amplicons were subjected to standard Illumina library denaturing and sample loading protocol using MiSeq Reagent Kit v3 (600 cycles). Paired-end sequencing was performed to cover the entire length of the amplicon with insert size of 200bp to 300bp.

[0318] Paired-end sequencing data were first assembled using paired-end assembler PANDAseq (Masella et al., 2012) to obtain complete amplicons. Quality control (QC) was then performed on identified amplicons, where each amplicon was checked for no insertion or deletion of sequences and no stop codons, each CDR sequence was allowed to carry only up to one NNK mutation and no non-NNK mutation. Position weight matrices were generated by calculating the frequency of all mutations of every randomized position. Enrichment ratios for each mutation were calculated by dividing the frequency of a given mutation at a given position in the sorted sample with the frequency of the very same mutation in the unsorted sample, as described previously (Koenig et al., 2015). The predicted mutations in the HVRs that support the binding improvement of mAb2 to hu-IL-36α or hu-IL-36γ are summarized in Table 11.

[0319] **Table 11.** Predicted mutations in mAb2 supporting human IL-36α and IL-36γ binding

Domain	Position	Substitutions with Improved Binding
HVR-H1[1]	S30	D
	T31	A, D, E, G, H, K, N, P, Q, R, S
	S32	D, E, G, K, N, P, R
	S33	G, K, N, P
	Y34	A, D, E, G, H, M, N, Q, S, T, V, W
	Y35	A, F, G, H, M, N, Q
HVR-H2[2]	S50	F, I, M, Q
	I51	A, G, L, R, S, T, V
	Y52	A, D, E, F, G, H, K, L, M, N, P, Q, R, S, T, W
	Y53	A, D, E, F, G, H, K, N, P, Q, R, S, T, W
	T54	D, E, K, N, P, Q
	G55	Q
	N56	D, E, G, H, I, K, M, P, R, S
	T57	A, E, F, G, H, K, P, Q, R, S, V, W, Y
	Y58	W
	N60	A, D, E, K, L, M, P, Q, S, T
HVR-H3[3]	A93	V
	R94	A, G, N, Q, T
	V95	A, F, I, K, L, M, Q, S

	R96	A, I, K, L, M, P, Q, S, T, V
	Y97	H, I, L, V
	V99	A, F, G, K, M, N, Q, R, S, T, W, Y
	G100	N, R, S, T
	Y100D	F, H, I, L, M, Q, R
[1]HVR-H1 from positions 30-35A [2] HVR-H2 from positions 50-61 [3] HVR-H3 from positions 93-102		

[0320] *I. Characterization of mAb2 affinity improved NGS variants*

[0321] Generation of mAb2 affinity improved NGS Fab variants

[0322] According to predicted mutations from NGS analysis (Table 11 above) selected mAb2 NGS Fab HVR variant sequences (shown in Table 12 below) were synthesized for cloning into a mammalian Fab expression construct containing an 8xHis tag to generate Fab proteins. Plasmids encoding the heavy or light chain were transfected into Expi293F cells (Thermo Fisher) using a 1:1 ratio of HC:LC. Fabs were purified with a HisPur Ni-NTA column by diluting supernatant 1.5x with 1x phosphate-buffered saline pH 7.2 ("PBS"), adding 10 mM imidazole, and binding to resin in batch mode for 2 hours. Resin was flowed over a column and washed with 20 CV PBS + 20 mM imidazole and eluted with 5 CV PBS + 250 mM imidazole. Samples were buffer exchanged to PBS using a PD10 column (GE).

[0323] **Table 12:** mAb2 NGS Fab variant HVR sequences

Fab Identifier	HVR-H1 (30-35A)	HVR-H2 (50-61)	HVR-H3 (93-102)
mAb2	STSSYYW	SIYYTGNTYYNP	ARVRYGVGVPRYFDP
mAb2.8	SDSSYYW	SIYYTGETYYAP	ARLRYGVGVPRYFDP
mAb2.9	SDSSYYW	SIYYTGETYYAP	ARVKYGVGVPRYFDP
mAb2.10	SDSSYYW	SIYYTGETYYAP	ARVRYGVGVPRHFDP
mAb2.11	SESSYYW	SIYYTGETYYAP	ARLRYGVGVPRYFDP
mAb2.12	SESSYYW	SIYYTGETYYAP	ARVKYGVGVPRYFDP

[0324] Affinity determination of mAb2 affinity-improved NGS Fab variants using SPR

[0325] To determine the binding affinity of recombinant mAb2 NGS Fab variants to human IL-36α and human IL-36γ at 37°C, SPR measurements with a BIACORE™ 8K instrument were performed. Briefly, a 1:4 dilution of Biotin CAPture Reagent (GE) into HBS-EP buffer (0.01 M HEPES pH 7.4, 0.15 M NaCl, 3 mM EDTA, 0.005% Surfactant P20) was applied to a CAP sensor chip at 2 uL/min flow rate. For kinetics measurements, 3 nM biotinylated human IL-36α and human IL-36γ was captured at 10 uL/min to achieve ~50 response units in the second flow cell (FC2). FC1 was kept as a reference. Next, 3-fold serial dilutions of Fab in HBS-P buffer (0.01M HEPES pH 7.4,

0.15M NaCl, 0.005% surfactant P20) from low (3.125 nM) to high (200 nM) were injected (flow rate: 10 uL/min) at 37°C. The sensorgram was recorded and subject to reference and buffer subtraction before evaluating by BIACORE® 8K Evaluation Software (version 1.1.1.7442). Association rates (k_{on}) and dissociation rates (k_{off}) were calculated using a simple one-to-one Langmuir binding model. The equilibrium dissociation constant (K_D) was calculated as the ratio of k_{off}/k_{on}. summarized in Table 13 below.

[0326] Table 13: mAb2 NGS Fab variants k_{on}, k_{off} and K_D against hu-IL-36α and hu-IL-36γ

	hu-IL-36α			hu-IL-36γ		
Fab Identifier	**k_{on} (1/Ms)**	**k_{off} (1/s)**	**K_D (nM)**	**k_{on} (1/Ms)**	**k_{off} (1/s)**	**K_D (nM)**
mAb2	1.16E+06	2.64E-04	0.23	1.39E+06	5.74E-04	0.41
mAb2.8	1.83E+06	2.54E-04	0.14	1.80E+06	3.01E-04	0.17
mAb2.9	2.19E+06	2.60E-04	0.12	2.40E+06	5.65E-04	0.24
mAb2.10	1.49E+06	2.22E-04	0.15	1.37E+06	1.80E-04	0.13
mAb2.11	1.91E+06	2.44E-04	0.13	1.92E+06	2.14E-04	0.11
mAb2.12	1.70E+06	2.77E-04	0.16	1.81E+06	5.03E-04	0.28

Example 5: In vitro assessment of blocking activity of anti-IL-36 antibody variants in hu-IL-36-stimulated IL-8 secretion by HaCat cells

[0327] To determine the blocking potency and efficacy of the affinity-matured mAb2 and mAb6_2 variants *in vitro*, we evaluated their ability of their recombinantly produced Fab fragments to inhibit hu-IL-36-stimulated IL-8 secretion by HaCat cells. HaCat cell assays were performed as described in Example 2 except that recombinantly expressed anti-IL-36 or control antibody Fab fragments were used as antagonists in place of IgG. Briefly, anti-IL-36 Fab, or an appropriate antibody Fab control (e.g., Hu IgG1 Ctrl), was incubated with HaCat cells for 1 hour at 37°C, followed by the addition of agonist (hu-IL-36α, hu-IL-36β, or hu-IL-36γ). The experiment was allowed to proceed for an additional 24 hours (37°C with 5% CO_2), with cell culture supernatants collected and quantification of IL-8 performed as described in Example 2. Interpolated data was then analyzed using standard non-linear regression analysis in GraphPad Prism software to derive antibody IC_{50} values.

[0328] Table 14: Blocking activity of affinity-matured anti-IL-36 antibody variants in IL-36-stimulated IL-8 secretion by HaCat cells

	IC_{50} (nM)		
Recombinant mAb	**IL-36α**	**IL-36β**	**IL-36γ**
mAb2 Fab	0.3	N.T	0.96
mAb2.10 Fab	0.38	N.T	1.09
mAb2.11 Fab	0.42	N.T	1.05
mAb6 Fab	N.T	0.15	N.T
mAb6_2 Fab	N.T	3.19	N.T

mAb6_2.1 Fab	N.T	1.64	N.T
mAb6_2.2 Fab	N.T	2.22	N.T
mAb6_2.3 Fab	N.T	1.31	N.T
mAb6_2.4 Fab	N.T	0.13	N.T
mAb6_2.5 Fab	N.T	0.2	N.T
mAb6_2.7 Fab	N.T	0.2	N.T
mAb6_2.8 Fab	N.T	0.33	N.T

[0329] As shown in Table 14, mAb2.10 Fab demonstrated the most potent blocking activity of hu-IL-36α– and hu-IL-36γ-mediated IL-8 production in HaCat cells, with an IC_{50} of approximately 0.38 nM and 1.09 nM, respectively. As further shown in Table 14, mAb6_2.7 Fab demonstrated improved blocking activity of IL-36β-mediated IL-8 production in HaCat cells, with an IC_{50} of approximately 0.2 nM.

Example 6: Generation of anti-IL-36 multispecific antibody mAb2.10/mAb6_2.7

[0330] mAb2.10 and mAb6_2.7 heavy chains were cloned in a "knobs-into-holes" format (Ridgway et al, 1996) into pRK expression vector in a two-step cloning process. In step 1, mAb2.10 was synthesized and cloned into a pRK vector (using AgeI and BstEII) already containing hole mutations (T366S, L368A and Y407V) and a 8X His tag. mAb6_2.7 was synthesized and cloned into a pRK vector (using AgeI and BstEII) already containing knob mutation (T366W) and a Flag tag. mAb2 light chain was also cloned in pRK expression vector with no extra mutations. After a successful initial test of expression and purification of multispecific antibody with tagged constructs, in step 2 of the cloning process, tags were removed from mAb2.10 and mAb6_2.7 heavy chains. 8XHis tag from mAb2.10 was completely removed using a set of primers (Forward Primer: 5'Phos-TAAGCTTGGCCGCCATGGCC-3' (SEQ ID NO: 514) and Reverse Primer: 5'Phos-ACCCGGAGACAGGGAGAGGC-3' (SEQ ID NO: 515)) whereas a stop codon TAA was inserted between mAb6_2.7 heavy chain and the Flag tag using a set of primers (Forward Primer: 5'-CTGTCTCCGGGTTAAGATTACAAGG-3' (SEQ ID NO: 516) and Reverse Primer: 5'-CCTTGTAATCTTAACCCGGAGACAG-3' (SEQ ID NO: 517)).

[0331] The multispecific common light chain antibody mAb2.10/mAb6_2.7 was expressed in Expi293F cells (Thermo Fisher Scientific, Waltham, MA, USA) according to the manufacturer's protocol by co-transfecting plasmids at a mass ratio of 1:1:2 encoding the heavy chain of mAb2.10 containing hole mutations and N297G (SEQ ID NO: 235), the heavy chain of mAb6_2.7 containing knob mutations and N297G (SEQ ID NO:192), and the light chain of mAb2 (SEQ ID NO: 169). Cells were harvested after 4 days and the clarified supernatant was applied to MAbSelect Sure columns (GE Healthcare, Chicago, IL, USA) equilibrated in PBS pH 7.5. Protein was eluted with 100 mM sodium

citrate pH 3 and the pH neutralized by adding 1.5 M Tris-HCl pH 8.8. Protein containing fractions were pooled and buffer-exchanged into 50 mM Tris pH 8, 10 mM NaCl. The protein was then loaded onto a Capto S Impact column (GE Healthcare, Chicago, IL, USA) equilibrated in 50 mM Tris pH 8, 10 mM NaCl and eluted with a 30 CV gradient of 50 mM Bis-Tris pH 6.5, 10mM NaCl.

[0332] The intact mass of the purified multispecific antibody molecule was confirmed using a Q Exactive (Thermo Scientific) mass spectrometer in combination with an Ultimate-3000 (Thermo Scientific) liquid chromatography system. Purified antibody was injected on a PLRP-S column (Agilent) that was connected to the liquid chromatography system. The intact mass spectrometry analysis verified that the observed mass matched the predicted mass of the heterodimer. The absence of homodimer species was also confirmed by using the Fabricator enzyme (Genovis) that generated a homogenous pool of F(ab')2 and Fc/2 fragments. Each fragment matched the predicted mass.

[0333] Capto S elution fractions containing mAb2.10/mAb6_2.7, as identified by intact mass spectrometry, were pooled, and loaded onto a Superdex 200pg column (GE Healthcare, Chicago, IL, USA). Peak fractions containing monodisperse protein were pooled and stored in 1X PBS, pH 7.5.

Example 7: Non-specific binding assessment of anti-IL-36 multispecific antibody mAb2.10/mAb6_2.7

[0334] Non-specific binding of multispecific molecule mAb2.10/mAb6_2.7 IgG was assessed using baculovirus ELISA (Hotzel et al., 2012). Briefly, baculovirus particles were coated on 96-well Maxisorp plates at a 3% suspension at 4°C overnight. The plates were then blocked in PBS with 1% BSA and 0.05% Tween-20 at room temperature for one hour. mAb2.10/mAb6_2.7 IgG at 300 nM, 100 nM, and 33 nM in 1x PBS containing 0.5% BSA and 0.05% Tween 20 (ELISA buffer) were added to the plates for 1 hour and the plate was washed with 1x PBS with 0.05% Tween 20 (wash buffer). Bound antibodies were detected with goat anti-human IgG conjugated to horseradish peroxidase (Jackson ImmunoResearch) in ELISA buffer. The plate was incubated at room temperature for one hour with agitation, washed six times with wash buffer and developed for 15 minutes by addition of 100 µL/well of 1 Step Turbo TMB substrate (ThermoFisher, Cat# 34022). Enzymatic reaction was stopped using 50 µL/well of 2 N H_2S0_4. Plates were analyzed using a Perkin Elmer plate reader (Envision 2103 multilabel reader) at 450 nm and compared to reference antibodies. Compared to positive control, multispecific molecule mAb2.10/mAb6_2.7 IgG showed no detectable baculovirus ELISA signal, indicating absence of non-specific binding to baculovirus particles (Table 15).

[0335] **Table 15:** Baculovirus ELISA evaluating non-specific binding of multispecific anti-IL-36 antibody mAb2.10/mAb6_2.7 IgG

Samples	300 nM	100 nM	33 nM	0 nM
Negative Control	0.047	0.048	0.056	0.041
Medium Positive Control	0.386	0.164	0.081	0.039
mAb2.10/mAb6_2.7	0.073	0.053	0.045	0.040

Example 8: In vitro assessment of activity of anti-hu-IL-36 multispecific antibody mAb2.10/mAb6_2.7 IgG

[0336] Binding kinetics of anti-IL-36 multispecific antibody mAb2.10/mAb6_2.7

[0337] Surface plasmon resonance (SPR) analysis was used to determine the binding affinity for human and cynomolgus monkey IL-36 ("hu-IL-36" and "cy-IL-36," respectively) using a BIACORE™ 8K instrument as described in Example 2. In-vivo biotinylated hu-IL-36α-Avi, hu-IL-36β-Avi, hu-IL-36γ–Avi, cy-IL-36α-Avi, cy-IL-36β–Avi, or cy-IL-36γ-Avi were analyzed separately for binding to mAb2.10/mAb6_2.7. Briefly, a 1:4 dilution of Biotin CAPture Reagent (GE Healthcare) into HBS-EP buffer (0.01 M HEPES pH 7.4, 0.15 M NaCl, 3 mM EDTA, 0.005% Surfactant P20) was applied to a CAP sensor chip at 2 µL/min flow rate. For kinetics measurements, 1 nM biotinylated human and cyno IL-36α-Avi, IL-36γ-Avi; 0.8 nM biotinylated human and cyno IL-36β-Avi were captured at 10 µL/min to achieve 15-25 response units in the second flow cell (FC2). FC1 was kept as a reference. Next, 2-fold serial dilutions of mAb2.10/mAb6_2.7 protein in HBS-P buffer (0.01 M HEPES pH 7.4, 0.15 M NaCl, 0.005% surfactant P20) from low (1.56 nM) to high (200 nM) were injected (flow rate: 30 µL/min) at either 25°C or 37°C. The sensorgram was recorded and subject to reference and buffer subtraction before data analysis with the BIACORE® 8K Evaluation Software (version 1.1.1.7442). Since each multispecific IgG antibody contains only one Fab arm capable of binding to one IL-36 protein being assayed, the binding interaction is monovalent. Association rates (k_{on}) and dissociation rates (k_{off}) were calculated using a simple one-to-one Langmuir binding model. The equilibrium dissociation constant (K_D) was calculated as the ratio of k_{off}/k_{on}.

[0338] The Biacore affinity results for mAb2.10/mAb6_2.7 are summarized below in Table 16. mAb2.10/mAb6_2.7 binds to all human and cynomolgus monkey IL-36 cytokines with high and comparable affinities.

[0339] Table 16: Affinity of mAb2.10/mAb6_2.7 multispecific antibody for hu-IL-36 and cy-IL-36

	25°C			37°C		
Ligand	k_{on} (1/Ms)	k_{off} (1/s)	K_D (nM)	k_{on} (1/Ms)	k_{off} (1/s)	K_D (nM)
hu-IL-36α	$1.34*10^5$	$1.57*10^{-4}$	1.17	$2.23*10^5$	$4.34*10^{-4}$	1.95
hu-IL-36β	$7.6*10^4$	$4.77*10^{-5}$	0.63	$9.14*10^4$	$1.68*10^{-4}$	1.84
hu-IL-36γ	$1.71*10^5$	$1.22*10^{-4}$	0.72	$2.1*10^5$	$3.41*10^{-4}$	1.63
cy-IL-36α	$1.74*10^5$	$3.35*10^{-4}$	1.93	$2.43*10^5$	$6.25*10^{-4}$	2.57
cy-IL-36β	$6.52*10^4$	$6.32*10^{-5}$	0.97	$8.69*10^4$	$2.18*10^{-4}$	2.51
cy-IL-36γ	$1.65*10^5$	$1.3*10^{-4}$	0.79	$1.58*10^5$	$1.48*10^{-4}$	0.94

[0340] Blocking activity of multispecific antibody mAb2.10/mAb6_2.7 in IL-36-stimulated IL-8 secretion by HaCat cells

[0341] To determine the blocking potency and efficacy of the multispecific antibody mAb2.10/mAb6_2.7, we evaluated its ability to inhibit hu-IL-36-stimulated IL-8 secretion by HaCat cells. A human IgG isotype control ("Hu IgG1 Ctrl") was also assayed to serve as a negative control. HaCat cell assays were performed as described in Example 2 except that recombinantly expressed mAb2.10/mAb6_2.7 or Hu IgG1 Ctrl were used as antagonists. Briefly, mAb2.10/mAb6_2.7, or an appropriate antibody control (e.g., Hu IgG1 Ctrl), was incubated with HaCat cells for 1 hour at 37°C, followed by the addition of agonist (hu-IL-36α, hu-IL-36β, or hu-IL-36γ). The experiment was allowed to proceed for an additional 24 hours (37°C with 5% CO_2), with cell culture supernatants collected.

[0342] Quantification of IL-8 in supernatants performed using Cisbio Bioassay's, HTRF technology based human IL-8 assay. The assay was performed according to manufacturer guidelines. An HTRF compatible Spectramax (Molecular Devices) was used to obtain raw data and calculate the ratio of the acceptor to donor emission signals at 665 nm and 620 nm respectively in conjunction with SoftMax Pro software (Molecular Devices). The data obtained was analyzed using GraphPad Prism software, with interpolations performed using linear regression analysis and weighting defined by "Weight by $1/Y^2$". Interpolated data was then analyzed using standard non-linear regression 3 parameter analysis to derive agonist EC_{50} and antibody IC_{50} values.

[0343] As shown in **FIG. 3A, FIG. 3B,** and **FIG. 3C**, mAb2.10/mAb6_2.7 demonstrated potent blocking activity of IL-36α-, IL-36β- and IL-36γ-mediated IL-8 production in HaCat cells, with IC_{50} values of approximately 0.38 nM, 0.13 nM, and 1.1 nM, respectively. At 8 nM mAb2.10/mAb6_2.7, 100% of IL-36α–, IL-36β- and IL-36γ-mediated IL-8 production in HaCat cells was inhibited.

[0344] Blocking activity of multispecific antibody mAb2.10/mAb6_2.7 in IL-36-stimulated IL-8 secretion by primary human keratinocytes

[0345] To determine the blocking potency and efficacy of the multispecific antibody mAb2.10/mAb6_2.7 on primary human cells, we evaluated its ability to inhibit hu-IL-36-stimulated IL-8 secretion by primary adult human keratinocytes. A human IgG isotype control ("Hu IgG1 Ctrl") was also assayed to serve as a negative control. Adult normal human epidermal keratinocytes were obtained from Lonza. Cells were isolated from normal (disease free) donated human tissue and cryopreserved by the manufacturer. The cells were thawed and maintained using the general guidelines recommended by the manufacturer. HEKa cells were maintained in a growth medium consisting of supplemented keratinocyte growth media from the Gold BulletKit (Lonza). The day prior to experimental use, HEKa were seeded on flat-bottom, 96-well plates at 10,000 cells/well to be at ~80-85% confluency the day of use. Primary keratinocyte cell assays were performed as described in Example 2 with adult human keratinocytes (HEKa), except that recombinantly expressed mAb2.10/mAb6_2.7 or Hu IgG1 Ctrl were used as antagonists. Briefly, mAb2.10/mAb6_2.7, or an appropriate antibody control (e.g., Hu IgG1 Ctrl), was incubated with HEKa cells for 1 hour at 37°C, followed by the addition of agonist (hu-IL-36α, hu-IL-36β, or hu-IL-36γ). The experiment was allowed to proceed for an additional 24 hours (37°C with 5% CO_2), with cell culture supernatants collected and quantification of IL-8 performed using Cisbio Bioassay's, HTRF technology based human IL-8 assay as described above. Interpolated data was then analyzed using standard non-linear regression analysis in GraphPad Prism software to derive antibody IC_{50} values.

[0346] As shown in **FIG. 4A, FIG. 4B,** and **FIG. 4C**, mAb2.10/mAb6_2.7 demonstrated potent blocking activity of IL-36α-, IL-36β- and IL-36γ-mediated IL-8 production in primary human adult keratinocytes, with IC_{50} values of approximately 0.56 nM, 0.11 nM, and 2.7 nM, respectively. At 8 nM mAb2.10/mAb6_2.7, 100% of IL-36α-, IL-36β- and IL-36γ-mediated IL-8 production in primary human adult keratinocytes was inhibited. This example demonstrates that the potency of mAb2.10/mAb6_2.7 on primary human cells is similar to that observed on the human keratinocyte cell line HaCat.

[0347] To demonstrate the independent blocking activity of the Fab arms in the multispecific antibody mAb2.10/mAb6_2.7 we evaluated its ability to inhibit IL-8 secretion by primary adult human keratinocytes stimulated by a mixture of hu-IL-36α and hu-IL-36β using methods similar to those described above with the following modification. mAb2.10/mAb6_2.7, or an appropriate antibody control (e.g., Hu IgG1 Ctrl), was incubated with HEKa cells for 1 hour at 37°C, followed by the addition of agonists (hu-IL-36α individually, hu-IL-36β individually, or a mixture of hu-IL-36α and hu-IL-36β at approximately the EC_{50} of each cytokine). mAb2.10/mAb6_2.7 demonstrated potent

blocking activity of a mixture of IL-36α and IL-36β, with an IC_{50} value of approximately 0.44 nM. The IC_{50} values of mAb2.10/mAb6_2.7 against IL-36α and IL-36β individually were consistent with the blocking IC_{50} values reported for primary human adult keratinocytes above in this example, demonstrating that the IL-36α/IL-36γ- and IL-36β-targeting Fab arms of mAb2.10/mAb6_2.7 potently and independently neutralize IL-36α, IL-36β and IL-36γ.

[0348] To determine the potency and efficacy of the multispecific antibody mAb2.10/mAb6_2.7 against a mixture of IL-36 agonist cytokines, we evaluated the ability of the antibody to block signaling by a mixture of IL-36α, IL-36β and IL-36γ on primary cells. The ability of mAb2.10/mAb6_2.7 to inhibit IL-8 secretion by primary adult human keratinocytes stimulated by mixtures of hu-IL-36α, hu-IL-36β and IL-36γ was assessed using methods similar to those described above with the following modifications. mAb2.10/mAb6_2.7, or an appropriate antibody control (e.g., Hu IgG1 Ctrl), was incubated with HEKa cells for 1 hour at 37°C, followed by the addition of a mixture of agonists (hu-IL-36α, hu-IL-36β, and hu-IL-36γ at approximately the EC_{50}-EC_{65} of each cytokine). The IC_{50} value of mAb2.10/mAb6_2.7 was determined to be 1.16 nM by titrating it in the presence of the described cytokine mixture, demonstrating potent blocking activity in mixtures containing IL-36α, IL-36β, and IL-36γ.

[0349] Notwithstanding the appended claims, the disclosure set forth herein is also defined by the following clauses, which may be beneficial alone or in combination, with one or more other causes or embodiments. Without limiting the foregoing description, certain non-limiting clauses of the disclosure numbered as below are provided, wherein each of the individually numbered clauses may be used or combined with any of the preceding or following clauses. Thus, this is intended to provide support for all such combinations and is not necessarily limited to specific combinations explicitly provided below:

1. An anti-IL-36 antibody comprising: (i) a first light chain hypervariable region (HVR-L1), a second light chain hypervariable region (HVR-L2), and a third light chain hypervariable region (HVR-L3), and/or (ii) a first heavy chain hypervariable region (HVR-H1), a second heavy chain hypervariable region (HVR-H2), and a third heavy chain hypervariable region (HVR-H3); wherein:

(a) HVR-L1 comprises an amino acid sequence selected from TGSSSNIGAHYDVH (SEQ ID NO: 18), TGSSSNIGAGYDVH (SEQ ID NO: 22), RASQSVSSNYLA (SEQ ID NO: 38), or RASQTIYKYLN (SEQ ID NO: 42);

(b) HVR-L2 comprises an amino acid sequence selected from SNNNRPS (SEQ ID NO: 15), GNDNRPS (SEQ ID NO: 19), GNTNRPS (SEQ ID NO: 23), GNRNRPS (SEQ ID NO: 27), SASSLQS (SEQ ID NO: 39), or AASSLQS (SEQ ID NO: 43);

(c) HVR-L3 comprises an amino acid sequence selected from QSYDYSLRGYV (SEQ ID NO: 16), QSYDYSLSGYV (SEQ ID NO: 20), QSYDYSLRVYV (SEQ ID NO: 28), QSYDYSLKAYV (SEQ ID NO: 32), QSYDISLSGWV (SEQ ID NO: 36), QQTYSYPPT (SEQ ID NO: 40), or QQSSIPYT (SEQ ID NO: 44);

(d) HVR-H1 comprises an amino acid sequence selected from SAYAMHW (SEQ ID NO: 46), STSSYYW (SEQ ID NO: 50), SSTSYYW (SEQ ID NO: 54), GSRSYYW (SEQ ID NO: 58), STYAMSW (SEQ ID NO: 62), TSSNYYW (SEQ ID NO: 66), SSYGMH (SEQ ID NO: 70), SNYAIS (SEQ ID NO: 74), TSTNYYW (SEQ ID NO: 82), TSSNAYW (SEQ ID NO: 86), TASNYYW (SEQ ID NO: 90), TASNTYW (SEQ ID NO: 106), SDSSYYW (SEQ ID NO: 122), SESSYYW (SEQ ID NO: 126), STSSDYW (SEQ ID NO: 130), SNSSYYW (SEQ ID NO: 134), STSSYHW (SEQ ID NO: 142), SRSSYYW (SEQ ID NO: 146), XXXNXYX (SEQ ID NO: 251) wherein X at position 1 is T, D, E, or N; X at position 2 is S, A, E, G, K, Q, R, or T; X at position 3 is S, A, D, E, G, N, P, Q, or T; X at position 5 is Y, A, E, G, H, M, N, Q, S, T, or V; X at position 7 is W, F, I, V, or Y, or XXXXXXW (SEQ ID NO: 336) wherein X at position 1 is S or D; X at position 2 is T, A, D, E, G, H, K, N, P, Q, R, or S; X at position 3 is S, D, E, G, K, N, P, or R; X at position 4 is S, G, K, N, or P; X at position 5 is Y, A, D, E, G, H, M, N, Q, S, T, V, or W; X at position 6 is Y, A, F, G, H, M, N, or Q;

(e) HVR-H2 comprises an amino acid sequence selected from VISYDGTNEYYAD (SEQ ID NO: 47), SIYYTGNTYYNP (SEQ ID NO: 51), SIHYSGNTYYNP (SEQ ID NO: 55), SIHYSGTTYYNP (SEQ ID NO: 59), GISGGSGYTYYAD (SEQ ID NO: 63), SIDYTGSTYYNP (SEQ ID NO: 67), VISYGGSERYYAD(SEQ ID NO: 71), GILPILGTVDYAQ (SEQ ID NO: 75), NIDYTGSTYYNA (SEQ ID NO: 83), SIDYTGSTAYNP (SEQ ID NO: 87), SIDYTGSTYYNT(SEQ ID NO: 91), SIDYTGSTYYEP (SEQ ID NO: 99), SIDYTGSTYYEP (SEQ ID NO: 103), SIDYTGSTYYQP (SEQ ID NO: 119), SIYYTGNTYYNS (SEQ ID NO: 123), SIYYTGNTYYLP (SEQ ID NO: 131), SIYYTGNTYYMP(SEQ ID NO: 143), SIYYTGNTYYWP(SEQ ID NO: 147), SIYYTGETYYAP (SEQ ID NO: 151), XXDXXXXXXYXX (SEQ ID NO: 284) wherein X at position 1 is S, N, or T; X at position 2 is I, M, or V; X at position 4 is Y, or H; X at position 5 is T, H, L, or N; X at position 6 is G, A, D, E, H, K, N, Q, R, S, or T; X at position 7 is S, A, D, Q, or T; X at position 8 is T, A, D, or E; X at position 9 is Y, A, F, Q, S, or W; X at position 11 is N, D, E, H, P, or Q; X at position 12 is P, A, or E, or XXXXXXXXXYXP (SEQ ID NO: 379) wherein X at position 1 is S, F, I, M, or Q; X at

position 2 is I, A, G, L, R, S, T, or V; X at position 3 is Y, A, D, E, F, G, H, K, L, M, N, P, Q, R, S, T, or W; X at position 4 is Y, A, D, E, F, G, H, K, N, P, Q, R, S, T, or W; X at position 5 is T, D, E, K, N, P, or Q; X at position 6 is G or Q; X at position 7 is N, D, E, G, H, I, K, M, P, R, or S; X at position 8 is T, A, E, F, G, H, K, P, Q, R, S, V, W, or Y; X at position 9 is Y or W; X at position 11 is N, A, D, E, K, L, M, P, Q, S or T;

(f) HVR-H3 comprises an amino acid sequence selected from ARGIRIFTSYFDS (SEQ ID NO: 48), ARVRYGVGVPRYFDP (SEQ ID NO: 52), ARVHYGGYIPRRFDH (SEQ ID NO: 56), ARVAPSYPRVFDY (SEQ ID NO: 60), ARVVTYRDPPASFDY (SEQ ID NO: 64), ARGKYYETYLGFDV (SEQ ID NO: 68), AREPWYSSRGWTGYGFDV (SEQ ID NO: 72), AREPWYRLGAFDV (SEQ ID NO: 76), ATGKYYETYLGFDV (SEQ ID NO: 84), AHGKYYETYLGFDV (SEQ ID NO: 88), ATGSYYETYLGFDV (SEQ ID NO: 100), ATGNYYETYLGFDV (SEQ ID NO: 104), ASGKYYETYLGFDV (SEQ ID NO: 112), ARGNYYETYLGFDV (SEQ ID NO: 120), AGVRYGVGVPRYFDP (SEQ ID NO: 128), SRVRYGVGVPRYFDP (SEQ ID NO: 132), VRVRYGVGVPRYFDP (SEQ ID NO: 144), TRVRYGVGVPRYFDP (SEQ ID NO: 148), ARLRYGVGVPRYFDP (SEQ ID NO: 152), ARVKYGVGVPRYFDP (SEQ ID NO: 156), ARVRYGVGVPRHFDP (SEQ ID NO: 160), AXGXYYXTYLGFDV (SEQ ID NO: 322) wherein X at position 2 is R, A, E, G, H, M, N, Q, S, T, or Y; X at position 4 is K, A, or S; X at position 7 is E or T, or XXXXXGXXVPRXFDP (SEQ ID NO: 462) wherein X at position 1 is A or V; X at position 2 is R, A, G, N, Q, or T; X at position 3 is V, A, F, I, K, L, M, Q, or S; X at position 4 is R, A, I, K, L, M, P, Q , S, T, or V; X at position 5 is Y, H, I, L, or V; X at position 7 is V, A, F, G, K, M, N, Q, R, S, T, W, or Y; X at position 8 is G, N, R, S, or T; X at position 12 is Y, F, H, I, L, M, Q, or R.

2. The antibody of clause 1, wherein:

(a) HVR-L1 comprises the amino acid sequence of SEQ ID NO: 18;

(b) HVR-L2 comprises the amino acid sequence of SEQ ID NO: 19; and

(c) HVR-L3 comprises the amino acid sequence of SEQ ID NO: 20.

3. The antibody of any one of clauses 1-2, wherein:

(a) HVR-H1 comprises the amino acid sequence selected from SEQ ID NO: 66, 82, 86, 90, or 252-283;

(b) HVR-H2 comprises the amino acid sequence selected from SEQ ID NO: 67, 83, 87, 91, 99, 103, 119, or 285-321; and

(c) HVR-H3 comprises the amino acid sequence selected from SEQ ID NO: 68, 84, 88, 100, 104, 112, 120, or 323-335.

4. The antibody of any one of clauses 1-2, wherein:

(a) HVR-H1 comprises an amino acid sequence selected from SEQ ID NO: 50, 122, 126, 130, 134, 138, 142, 146, or 337-378;

(b) HVR-H2 comprises an amino acid sequence selected from SEQ ID NO: 51, 123, 131, 143, 147, 151, or 380-461; and

(c) HVR-H3 comprises an amino acid sequence selected from SEQ ID NO: 52, 128, 132, 144, 148, 152, 156, 160, or 463-513.

5. The antibody of clause 1, wherein:

(a) HVR-L1 comprises the amino acid sequence of SEQ ID NO: 18;

(b) HVR-L2 comprises the amino acid sequence of SEQ ID NO: 19;

(c) HVR-L3 comprises the amino acid sequence of SEQ ID NO: 20;

(d) HVR-H1 comprises the amino acid sequence selected from SEQ ID NO: 66, 82, 86, 90, or 252-283;

(e) HVR-H2 comprises the amino acid sequence selected from SEQ ID NO: 67, 83, 87, 91, 99, 103, 119, or 285-321; and

(f) HVR-H3 comprises the amino acid sequence selected from SEQ ID NO: 68, 84, 88, 100, 104, 112, 120, or 323-335.

6. The antibody of clause 1, wherein:

(a) HVR-L1 comprises the amino acid sequence of SEQ ID NO: 18;

(b) HVR-L2 comprises the amino acid sequence of SEQ ID NO: 19;

(c) HVR-L3 comprises the amino acid sequence of SEQ ID NO: 20;

(d) HVR-H1 comprises an amino acid sequence selected from SEQ ID NO: 50, 122, 126, 130, 134, 138, 142, 146, or 337-378;

(e) HVR-H2 comprises an amino acid sequence selected from SEQ ID NO: 51, 123, 131, 143, 147, 151, or 380-461; and

(f) HVR-H3 comprises an amino acid sequence selected from SEQ ID NO: 52, 128, 132, 144, 148, 152, 156, 160, or 463-513.

7. The antibody of any one of clauses 1-6, wherein the antibody comprises a light chain variable domain (V_L) amino acid sequence having at least 90% identity to a sequence selected from SEQ ID NO: 13, 17, 21, 25, 29, 33, 37, 41, 77, or 78; and/or a heavy chain variable domain (V_H) amino acid sequence having at least 90% identity to a sequence selected from SEQ ID NO: 45, 49, 53, 57, 61, 65, 69, 73, 79, 80, 81, 85, 89, 93, 97, 101, 105, 109, 113, 117, 121, 125, 129, 133, 137, 141, 145, 149, 153, 157, 161, or 165.

8. The antibody of any one of clauses 1-6, wherein the antibody comprises a light chain variable domain (V_L) amino acid sequence having at least 90% identity to SEQ ID NO: 17 or 77; and/or a heavy chain variable domain (V_H) amino acid sequence having at least 90% identity to a sequence selected from SEQ ID NO: 49, 65, 79, 80, 81, 85, 89, 93, 97, 101, 105, 109, 113, 117, 121, 125, 129, 133, 137, 141, 145, 149, 153, 157, 161, or 165.

9. The antibody of any one of clauses 1-6, wherein the antibody comprises a light chain variable domain (V_L) amino acid sequence having at least 90% identity to SEQ ID NO: 17 or 77; and/or a heavy chain variable domain (V_H) amino acid sequence having at least 90% identity to a sequence selected from SEQ ID NO: 65, 80, 81, 85, 89, 93, 97, 101, 105, 109, 113, or 117.

10. The antibody of any one of clauses 1-6, wherein the antibody comprises a light chain variable domain (V_L) amino acid sequence having at least 90% identity to SEQ ID NO: 17 or 77; and/or a heavy chain variable domain (V_H) amino acid sequence having at least 90% identity to a sequence selected from SEQ ID NO: 49, 79, 121, 125, 129, 133, 137, 141, 145, 149, 153, 157, 161, or 165.

11. The antibody of any one of clauses 1-10, wherein the antibody comprises a light chain (LC) amino acid sequence having at least 90% identity to SEQ ID NO: 169 or 242; and/or a heavy chain (HC) amino acid sequence having at least 90% identity to a sequence selected from SEQ ID NO: 170 – 202, 248 - 250, 518 – 616, and 743 -751.

12. The antibody of any one of clauses 1-10, wherein the antibody comprises a light chain (LC) amino acid sequence having at least 90% identity to SEQ ID NO: 169 or 242; and/or a heavy chain (HC) amino acid sequence having at least 90% identity to a sequence selected from SEQ ID NO: 203 – 241, and 617 - 733.

13. An anti-IL-36 antibody comprising a light chain variable domain (V_L) amino acid sequence having at least 90% identity to a sequence selected from SEQ ID NO: 13, 17, 21, 25, 29, 33, 37, 41, 77, or 78; and/or a heavy chain variable domain (V_H) amino acid sequence having at least 90% identity to a sequence selected from SEQ ID NO: 45, 49, 53, 57, 61, 65, 69, 73, 79, 80, 81, 85, 89, 93, 97, 101, 105, 109, 113, 117, 121, 125, 129, 133, 137, 141, 145, 149, 153, 157, 161, or 165.

14. An anti-IL-36 antibody comprising a light chain variable domain (V_L) amino acid sequence selected from SEQ ID NO: 13, 17, 21, 25, 29, 33, 37, 41, 77, or 78; and/or a heavy chain variable domain (V_H) amino acid sequence selected from SEQ ID NO: 45,

49, 53, 57, 61, 65, 69, 73, 79, 80, 81, 85, 89, 93, 97, 101, 105, 109, 113, 117, 121, 125, 129, 133, 137, 141, 145, 149, 153, 157, 161, or 165.

15. An anti-IL-36 antibody comprising a light chain variable domain (V_L) amino acid sequence having at least 90% identity to SEQ ID NO: 17 or 77; and/or a heavy chain variable domain (V_H) amino acid sequence having at least 90% identity to a sequence selected from SEQ ID NO: 49, 65, 79, 80, 81, 85, 89, 93, 97, 101, 105, 109, 113, 117, 121, 125, 129, 133, 137, 141, 145, 149, 153, 157, 161, or 165.

16. An anti-IL-36 antibody comprising a light chain variable domain (V_L) amino acid sequence of SEQ ID NO: 17 or 77; and/or a heavy chain variable domain (V_H) amino acid sequence selected from SEQ ID NO: 49, 65, 79, 80, 81, 85, 89, 93, 97, 101, 105, 109, 113, 117, 121, 125, 129, 133, 137, 141, 145, 149, 153, 157, 161, or 165.

17. An anti-IL-36 antibody comprising a light chain variable domain (V_L) amino acid sequence having at least 90% identity to SEQ ID NO: 17 or 77; and/or a heavy chain variable domain (V_H) amino acid sequence having at least 90% identity to a sequence selected from SEQ ID NO: 65, 80, 81, 85, 89, 93, 97, 101, 105, 109, 113, or 117.

18. An anti-IL-36 antibody comprising a light chain variable domain (V_L) amino acid sequence of SEQ ID NO: 17 or 77; and/or a heavy chain variable domain (V_H) amino acid sequence selected from SEQ ID NO: 65, 80, 81, 85, 89, 93, 97, 101, 105, 109, 113, or 117.

19. An anti-IL-36 antibody comprising a light chain variable domain (V_L) amino acid sequence having at least 90% identity to SEQ ID NO: 17 or 77; and/or a heavy chain variable domain (V_H) amino acid sequence having at least 90% identity to a sequence selected from SEQ ID NO: 49, 79, 121, 125, 129, 133, 137, 141, 145, 149, 153, 157, 161, or 165.

20. An anti-IL-36 antibody comprising a light chain variable domain (V_L) amino acid sequence of SEQ ID NO: 17 or 77; and/or a heavy chain variable domain (V_H) amino acid sequence selected from SEQ ID NO: 49, 79, 121, 125, 129, 133, 137, 141, 145, 149, 153, 157, 161, or 165.

21. An anti-IL-36 antibody comprising a light chain (LC) amino acid sequence having at least 90% identity to SEQ ID NO: 169 or 242; and/or a heavy chain (HC) amino acid sequence having at least 90% identity to a sequence selected from SEQ ID NO: 170 – 202, 248, 249 – 250, 518 – 616, and 743 - 751.

22. An anti-IL-36 antibody comprising a light chain (LC) amino acid sequence of SEQ ID NO: 169 or 242; and/or a heavy chain (HC) amino acid sequence selected from SEQ ID NO: 170 – 202, 248 – 250, 518 – 616, and 743 - 751.

23. An anti-IL-36 antibody comprising a light chain (LC) amino acid sequence having at least 90% identity to SEQ ID NO: 169 or 242; and/or a heavy chain (HC) amino acid sequence having at least 90% identity to a sequence selected from SEQ ID NO: 203 – 241, and 617 - 733.

24. An anti-IL-36 antibody comprising a light chain (LC) amino acid sequence of SEQ ID NO: 169 or 242; and/or a heavy chain (HC) amino acid sequence selected from SEQ ID NO: 206 - 241.

25. An anti-IL-36 antibody, wherein the antibody is a multispecific antibody comprising:

(a) a pair of light chains each comprising: HVR-L1 sequence of SEQ ID NO: 18; HVR-L2 sequence of SEQ ID NO: 19; and HVR-L3 sequence of SEQ ID NO: 20;

(b) a heavy chain comprising: HVR-H1 sequence selected from SEQ ID NOs: 66, 82, 86, 90, or 106; HVR-H2 sequence selected from SEQ ID NOs: 67, 83, 87, 91, 99, 103, or 119; and HVR-H3 sequence selected from SEQ ID NOs: 68, 84, 88, 100, 104, 112, or 120; and

(c) a heavy chain comprising: HVR-H1 sequence selected from SEQ ID NOs: 50, 122, 126, 130, 134, 142, or 146; HVR-H2 sequence selected from SEQ ID NOs: 51, 123, 127, 131, 135, 139, 143, 147, or 151; and HVR-H3 comprises an amino acid sequence selected from SEQ ID NOs: 52, 128, 132, 144, 148, 152, 156, or 160.

26. The antibody of clause 25 wherein one of the heavy chains comprises an amino acid substitution T366W and the other heavy chain comprises amino acid substitutions T366S, L368A and Y407V.

27. An anti-IL-36 antibody, wherein the antibody is a multispecific antibody comprising:

(a) a pair of light chains each comprising a light chain variable domain (V_L) amino acid sequence of SEQ ID NO: 17 or 77;

(b) a heavy chain comprising a heavy chain variable domain (V_H) amino acid sequence selected from SEQ ID NO: 65, 80, 81, 85, 89, 93, 97, 101, 105, 109, 113, or 117; and

(c) a heavy chain comprising a heavy chain variable domain (V_H) amino acid sequence selected from SEQ ID NO: 49, 79, 121, 125, 129, 133, 137, 141, 145, 149, 153, 157, 161, or 165.

28. An anti-IL-36 antibody, wherein the antibody is a multispecific antibody comprising:

(a) a pair of light chain (LC) amino acid sequences of SEQ ID NO: 169 and 242;

(b) a heavy chain (HC) amino acid sequence selected from SEQ ID NO: 171, 174,177, 180, 183, 186, 189, 192, 195, 198, 201, and 249; and

(c) a heavy chain (HC) amino acid sequence selected from SEQ ID NO: 208, 211, 214, 217, 220, 223, 226, 229, 232, 235, 238, and 241.

29. An anti-IL-36 antibody, wherein the antibody is a multispecific antibody comprising:

(a) a pair of light chain (LC) amino acid sequences of SEQ ID NO: 169 and 242;

(b) a heavy chain (HC) amino acid sequence selected from SEQ ID NO: 172, 175, 178, 181, 184, 187, 190, 193, 196, 199, 202, 250; and

(c) a heavy chain (HC) amino acid sequence selected from SEQ ID NO: 207, 210, 213, 216, 219, 222, 225, 228, 231, 234, 237, and 240.

30. A multispecific anti-IL-36 antibody, wherein the antibody comprises a pair of light chain (LC) amino acid sequences of SEQ ID NO: 169; a heavy chain (HC) amino acid sequence of SEQ ID NO: 192; and a heavy chain (HC) amino acid sequence of SEQ ID NO: 235.

31. The antibody of any one of clauses 1-30, wherein the antibody is a multispecific antibody comprising a specificity for IL-36α and IL-36γ in one arm, and a specificity for IL-36β in the other arm.

32. The antibody of any one of clauses 1-31, wherein the antibody binds to hu-IL-36α, hu-IL-36-β, and/or hu-IL-36-γ with a binding affinity of 1×10^{-8} M or less, 1×10^{-9} M or less, 1×10^{-10} M or less, or 1×10^{-11} M or less.

33. The antibody of any one of clauses 1-32, wherein the antibody binds to hu-IL-36α and hu-IL-36-γ with a binding affinity of 1×10^{-8} M or less, 1×10^{-9} M or less, 1×10^{-10} M or less, or 1×10^{-11} M or less.

34. The antibody of any one of clauses 1-33, wherein the antibody binds to hu-IL-36-β with a binding affinity of 1 x 10^{-8} M or less, 1 x 10^{-9} M or less, 1 x 10^{-10} M or less, or 1 x 10^{-11} M or less.

35. The antibody of any one of clauses 1-34, wherein the antibody decreases an intracellular signal stimulated by IL-36α, IL-36β, and/or IL-36γ by at least 90%, at least 95%, at least 99%, or 100%; optionally, wherein at an IL-36α, IL-36β, and/or IL-36γ concentration of about EC_{50} the antibody has an IC_{50} of 10 nM or less, 5 nM or less, or 1 nM or less.

36. The antibody of any one of clauses 1-35, wherein the antibody inhibits release of IL-8 from primary human keratinocytes (PHKs) stimulated by IL-36α, IL-36β, and/or IL-36γ, optionally, wherein at an IL-36α, IL-36β, and/or IL-36γ concentration of about EC_{50} the antibody has an IC_{50} of 10 nM or less, 5 nM or less, or 1 nM or less.

37. The antibody of any one of clauses 1-36, wherein the antibody cross-reacts with an IL-36α, IL-36β, or IL-36γ of cynomolgus monkey of SEQ ID NO: 5, 6, or 7.

38. The antibody of any one of clauses 1-37, wherein the antibody is a monoclonal antibody.

39. The antibody of any one of clauses 1-38, wherein the antibody is a recombinant antibody.

40. The antibody of any one of clauses 1-39, wherein the antibody is a chimeric antibody.

41. The antibody of any one of clauses 1-39, wherein the antibody is a humanized or human antibody.

42. The antibody of any one of clauses 1-41, wherein the antibody is an antibody fragment, optionally selected from the group consisting of $F(ab')_2$, Fab', Fab, Fv, single domain antibody (VHH), single-arm antibody, and scFv.

43. The antibody of any one of clauses 1-42, wherein the antibody is a full-length antibody of class IgG; optionally, wherein the class IgG antibody has an isotype selected from IgG1, IgG2, IgG3, and IgG4.

44. The antibody of clause 43, wherein the antibody is an Fc region variant; optionally wherein the Fc region variant alters effector function or alters half-life.

45. The antibody of clause 44, wherein the Fc region variant decreases effector function and/or results in an effectorless antibody; optionally, wherein the Fc region variant comprises an amino acid substitution at position 297 resulting in effectorless function.

46. The antibody of any one of clauses 1-45, wherein the antibody is an immunoconjugate; optionally, wherein the immunoconjugate comprises a therapeutic agent for treatment of IL-36 mediated condition or disease; optionally, wherein the therapeutic agent is a chemotherapeutic agent or cytotoxic agent for the treatment of cancer.

47. The antibody of any one of clauses 1-47, wherein the antibody is a synthetic antibody comprising the CDRs grafted onto a scaffold other than an immunoglobulin scaffold or immunoglobulin framework, optionally a scaffold selected from an alternative protein scaffold, and an artificial polymer scaffold.

48. An anti-IL-36 antibody that specifically binds to the same epitope as the antibody of any one of clauses 1-48.

49. A multispecific antibody that binds to each of human IL-36α, IL-36β, and IL-36γ; optionally, wherein the antibody binds to each of human IL-36α, IL-36β, and IL-36γ with a binding affinity of 3 nM or less; optionally wherein the binding affinity is measured by equilibrium dissociation constant (K_D) to a hu-IL-36α of SEQ ID NO:1, a hu-IL-36β of SEQ ID NO:2, and a hu-IL-36γ of SEQ ID NO:3; optionally, wherein:

(a) comprises a specificity for IL-36α and/or IL-36γ in one arm, and a specificity for IL-36β in the other arm; optionally, wherein one arm binds to hu-IL-36α and hu-IL-36-γ with a binding affinity of 1 x 10^{-9} M or less, 1 x 10^{-10} M or less, or 1 x 10^{-11} M or less, and the other arm binds to hu-IL-36-β with a binding affinity of 1 x 10^{-9} M or less, 1 x 10^{-10} M or less, or 1 x 10^{-11} M or less;
(b) decreases an intracellular signal stimulated by IL-36α, IL-36β, and/or IL-36γ by at least 90%, at least 95%, at least 99%, or 100%; optionally, wherein at an IL-36α, IL-36β, and/or IL-36γ concentration of about EC_{50} the antibody has an IC_{50} of 10 nM or less, 5 nM or less, or 1 nM or less;
(c) inhibits release of IL-8 from primary human keratinocytes (PHKs) stimulated by IL-36α, IL-36β, and/or IL-36γ, optionally, wherein at an IL-36α, IL-36β, and/or IL-36γ concentration of about EC_{50} the antibody has an IC_{50} of 10 nM or less, 5 nM or less, or 1 nM or less;

(d) the antibody cross-reacts with an IL-36α, IL-36β, and IL-36γ of cynomolgus monkey; and/or

(e) the antibody binds to each of cynomolgus monkey IL-36α, IL-36β, and IL-36γ with a binding affinity of 3 nM or less; optionally wherein the binding affinity is measured by equilibrium dissociation constant (K_D) to a cy-IL-36α of SEQ ID NO:5, a cy-IL-36β of SEQ ID NO:6, and a cy-IL-36γ of SEQ ID NO:7.

50. An isolated polynucleotide encoding the antibody of any one of clauses 1-49.

51. The polynucleotide of clause 50, further comprising a nucleotide sequence encoding a signal peptide (SP).

52. The polynucleotide of clause 50, wherein the polynucleotide encodes a light chain and a heavy chain.

53. The polynucleotide of clause 50, wherein the polynucleotide comprises a polynucleotide sequence comprising one or more codons selected for optimal expression of the antibody in a mammalian cell.

54. The polynucleotide of clause 50, wherein the polynucleotide sequence comprises one or more codons selected for optimal expression of the antibody in a Chinese Hamster Ovary (CHO) cell.

55. A vector comprising a polynucleotide of any one of clauses 50-54.

56. An isolated host cell comprising the vector of clause 55.

57. A host cell comprising a polynucleotide of any one of clauses 50-54.

58. An isolated host cell that expresses the antibody of any one of clauses 1-49.

59. The host cell of clause 56, wherein the host cell is selected from a Chinese hamster ovary (CHO) cell, a myeloma cell (e.g.,Y0, NS0, Sp2/0), a monkey kidney cell (COS-7), a human embryonic kidney line (293), a baby hamster kidney cell (BHK), a mouse Sertoli cell (e.g., TM4), an African green monkey kidney cell (VERO-76), a human cervical carcinoma cell (HELA), a canine kidney cell, a human lung cell (W138), a human liver cell (Hep G2), a mouse mammary tumor cell, a TR1 cell, an Medical Research Council 5 (MRC 5) cell, and a Foreskin 4 (FS4) cell.

60. A method of producing an antibody comprising culturing the host cell of any one of clauses 56-59 so that an antibody is produced.

61. A hybridoma that produces an antibody of any one of clauses 1-49.

62. A pharmaceutical composition comprising an antibody of any one of clauses 1-49 and a pharmaceutically acceptable carrier.

63. The pharmaceutical composition of clause 62, wherein the composition further comprises a therapeutic agent for treatment of an IL-36-mediated disease or condition; optionally, wherein the therapeutic agent is a chemotherapeutic agent.

64. A method of treating an IL-36-mediated disease in a subject, comprising administering to the subject a therapeutically effective amount of an antibody of any one of clauses 1-49, or a therapeutically effective amount of a pharmaceutical composition of clause 62.

65. A method of treating a disease mediated by IL-36α, IL-36β, and/or IL-36γ stimulated signaling in a subject, the method comprising administering to the subject a therapeutically effective amount of an antibody of any one of clauses 1-49, or a therapeutically effective amount of a pharmaceutical composition of clause 62.

66. The method of any one of clauses 64-65, wherein the disease is selected from: acne due to epidermal growth factor receptor inhibitors, acne and suppurative hidradenitis (PASH), acute generalized exanthematous pustulosis (AGEP), amicrobial pustulosis of the folds, amicrobial pustulosis of the scalp/leg, amicrobial subcorneal pustulosis, aseptic abscess syndrome, Behçet's disease, bowel bypass syndrome, chronic obstructive pulmonary disease (COPD), childhood pustular dermatosis, Crohn's disease, deficiency of the interleukin-1 receptor antagonist (DIRA), deficiency of interleukin-36 receptor antagonist (DITRA), eczema, generalized pustular psoriasis (GPP), erythema elevatum diutinum, hidradenitis suppurativa, IgA pemphigus,inflammatory bowel disease (IBD), neutrophilic panniculitis, palmoplantar pustular psoriasis (PPP), psoriasis, psoriatic arthritis, pustular psoriasis (DIRA, DITRA), pyoderma gangrenosum, pyogenic arthritis pyoderma gangrenosum and acne (PAPA), pyogenic arthritis pyoderma gangrenosum acne and suppurative hidradenitis (PAPASH), rheumatoid neutrophilic dermatosis, synovitis acne pustulosis hyperostosis and osteitis (SAPHO), TNF-induced psoriasis form skin lesions in Crohn's patients, Sjogren's syndrome, Sweet's syndrome, systemic lupus erythematosus (SLE), ulcerative colitis, and uveitis.

67. The method of clause 66, wherein the disease is selected from: generalized pustular psoriasis (GPP), palmoplantar pustular psoriasis (PPP), and psoriasis.

68. A method of treating psoriasis in a subject, the method comprising administering to the subject a therapeutically effective amount of an antibody of any one of clauses 1-49, or a therapeutically effective amount of a pharmaceutical composition of clause 62.

69. A method of treating cancer in a subject, the method comprising administering to the subject a therapeutically effective amount of an antibody of any one of clauses 1-49, or a therapeutically effective amount of a pharmaceutical composition of clause 62; optionally, wherein the cancer is selected from breast cancer, colorectal cancer, non-small cell lung cancer, pancreatic cancer.

[0350] While the foregoing disclosure of the present invention has been described in some detail by way of example and illustration for purposes of clarity and understanding, this disclosure including the examples, descriptions, and embodiments described herein are for illustrative purposes, are intended to be exemplary, and should not be construed as limiting the present disclosure. It will be clear to one skilled in the art that various modifications or changes to the examples, descriptions, and embodiments described herein can be made and are to be included within the spirit and purview of this disclosure and the appended claims. Further, one of skill in the art will recognize a number of equivalent methods and procedure to those described herein. All such equivalents are to be understood to be within the scope of the present disclosure and are covered by the appended claims.

[0351] Additional embodiments of the invention are set forth in the following claims.

[0352] The disclosures of all publications, patent applications, patents, or other documents mentioned herein are expressly incorporated by reference in their entirety for all purposes to the same extent as if each such individual publication, patent, patent application or other document were individually specifically indicated to be incorporated by reference herein in its entirety for all purposes and were set forth in its entirety herein. In case of conflict, the present specification, including specified terms, will control.

Bibliography

Towne et al., (2011) "Interleukin-36 (IL-36) ligands require processing for full agonist (IL-36α, IL-36β, and IL-36γ) or antagonist (IL-36Ra) activity." J. Biol. Chem. 284: 42594-42602

Foote et al., (1992) "Antibody framework residues affecting the conformation of the hypervariable loops" J. Mol. Biol. 224: 487-499

Hotzel et al., (2012) " A strategy for risk mitigation of antibodies with fast clearance" mAbs 4(6): 753-760

Brenner et al., (1992) " Encoded combinatorial chemistry" Proc. Natl. Acad. Sci. USA 89(12): 5381-5383

Kunkel et al., (1987) " Rapid and efficient site-specific mutagenesis without phenotypic selection" Methods Enzymol. 154: 367-382

Masella et al., (2012) "PANDAseq: paired-end assembler for illumina sequences" BMC Bioinformatics 13:31

Koenig et al., (2015) "Mutational landscape of antibody variable domains reveals a switch modulating the interdomain conformational dynamics and antigen binding" J. Biol. Chem. 290(36): 21773-21786

John B.B.Ridgway et al., (1996) "'Knobs-into-holes' engineering of antibody CH3 domains for heavy chain heterodimerization" Protein Engineering vol.9 no.7 pp.617-621

CLAIMS

What is claimed is:

1. An anti-IL-36 antibody comprising: (i) a first light chain hypervariable region (HVR-L1), a second light chain hypervariable region (HVR-L2), and a third light chain hypervariable region (HVR-L3), and/or (ii) a first heavy chain hypervariable region (HVR-H1), a second heavy chain hypervariable region (HVR-H2), and a third heavy chain hypervariable region (HVR-H3); wherein:

(a) HVR-L1 comprises an amino acid sequence selected from TGSSSNIGAHYDVH (SEQ ID NO: 18), TGSSSNIGAGYDVH (SEQ ID NO: 22), RASQSVSSNYLA (SEQ ID NO: 38), or RASQTIYKYLN (SEQ ID NO: 42);

(b) HVR-L2 comprises an amino acid sequence selected from SNNNRPS (SEQ ID NO: 15), GNDNRPS (SEQ ID NO: 19), GNTNRPS (SEQ ID NO: 23), GNRNRPS (SEQ ID NO: 27), SASSLQS (SEQ ID NO: 39), or AASSLQS (SEQ ID NO: 43);

(c) HVR-L3 comprises an amino acid sequence selected from QSYDYSLRGYV (SEQ ID NO: 16), QSYDYSLSGYV (SEQ ID NO: 20), QSYDYSLRVYV (SEQ ID NO: 28), QSYDYSLKAYV (SEQ ID NO: 32), QSYDISLSGWV (SEQ ID NO: 36), QQTYSYPPT (SEQ ID NO: 40), or QQSSIPYT (SEQ ID NO: 44);

(d) HVR-H1 comprises an amino acid sequence selected from SAYAMHW (SEQ ID NO: 46), STSSYYW (SEQ ID NO: 50), SSTSYYW (SEQ ID NO: 54), GSRSYYW (SEQ ID NO: 58), STYAMSW (SEQ ID NO: 62), TSSNYYW (SEQ ID NO: 66), SSYGMH (SEQ ID NO: 70), SNYAIS (SEQ ID NO: 74), TSTNYYW (SEQ ID NO: 82), TSSNAYW (SEQ ID NO: 86), TASNYYW (SEQ ID NO: 90), TASNTYW (SEQ ID NO: 106), SDSSYYW (SEQ ID NO: 122), SESSYYW (SEQ ID NO: 126), STSSDYW (SEQ ID NO: 130), SNSSYYW (SEQ ID NO: 134), STSSYHW (SEQ ID NO: 142), SRSSYYW (SEQ ID NO: 146), XXXNXYX (SEQ ID NO: 251) wherein X at position 1 is T, D, E, or N; X at position 2 is S, A, E, G, K, Q, R, or T; X at position 3 is S, A, D, E, G, N, P, Q, or T; X at position 5 is Y, A, E, G, H, M, N, Q, S, T, or V; X at position 7 is W, F, I, V, or Y, or XXXXXXW (SEQ ID NO: 336) wherein X at position 1 is S or D; X at position 2 is T, A, D, E, G, H, K, N, P, Q, R, or S; X at position 3 is S, D, E, G, K, N, P, or R; X at position 4 is S, G, K, N, or P; X at position 5 is Y, A, D, E, G, H, M, N, Q, S, T, V, or W; X at position 6 is Y, A, F, G, H, M, N, or Q;

(e) HVR-H2 comprises an amino acid sequence selected from VISYDGTNEYYAD (SEQ ID NO: 47), SIYYTGNTYYNP (SEQ ID NO: 51), SIHYSGNTYYNP (SEQ ID NO: 55), SIHYSGTTYYNP (SEQ ID NO: 59), GISGGSGYTYYAD (SEQ ID NO: 63), SIDYTGSTYYNP (SEQ ID NO: 67), VISYGGSERYYAD(SEQ ID NO: 71), GILPILGTVDYAQ (SEQ ID NO: 75),

NIDYTGSTYYNA (SEQ ID NO: 83), SIDYTGSTAYNP (SEQ ID NO: 87), SIDYTGSTYYNT(SEQ ID NO: 91), SIDYTGSTYYEP (SEQ ID NO: 99), SIDYTGSTYYEP (SEQ ID NO: 103), SIDYTGSTYYQP (SEQ ID NO: 119), SIYYTGNTYYNS (SEQ ID NO: 123), SIYYTGNTYYLP (SEQ ID NO: 131), SIYYTGNTYYMP(SEQ ID NO: 143), SIYYTGNTYYWP(SEQ ID NO: 147), SIYYTGETYYAP (SEQ ID NO: 151), XXDXXXXXXYXX (SEQ ID NO: 284) wherein X at position 1 is S, N, or T; X at position 2 is I, M, or V; X at position 4 is Y, or H; X at position 5 is T, H, L, or N; X at position 6 is G, A, D, E, H, K, N, Q, R, S, or T; X at position 7 is S, A, D, Q, or T; X at position 8 is T, A, D, or E; X at position 9 is Y, A, F, Q, S, or W; X at position 11 is N, D, E, H, P, or Q; X at position 12 is P, A, or E, or XXXXXXXXXYXP (SEQ ID NO: 379) wherein X at position 1 is S, F, I, M, or Q; X at position 2 is I, A, G, L, R, S, T, or V; X at position 3 is Y, A, D, E, F, G, H, K, L, M, N, P, Q, R, S, T, or W; X at position 4 is Y, A, D, E, F, G, H, K, N, P, Q, R, S, T, or W; X at position 5 is T, D, E, K, N, P, or Q; X at position 6 is G or Q; X at position 7 is N, D, E, G, H, I, K, M, P, R, or S; X at position 8 is T, A, E, F, G, H, K, P, Q, R, S, V, W, or Y; X at position 9 is Y or W; X at position 11 is N, A, D, E, K, L, M, P, Q, S or T;

(f) HVR-H3 comprises an amino acid sequence selected from ARGIRIFTSYFDS (SEQ ID NO: 48), ARVRYGVGVPRYFDP (SEQ ID NO: 52), ARVHYGGYIPRRFDH (SEQ ID NO: 56), ARVAPSYPRVFDY (SEQ ID NO: 60), ARVVTYRDPPASFDY (SEQ ID NO: 64), ARGKYYETYLGFDV (SEQ ID NO: 68), AREPWYSSRGWTGYGFDV (SEQ ID NO: 72), AREPWYRLGAFDV (SEQ ID NO: 76), ATGKYYETYLGFDV (SEQ ID NO: 84), AHGKYYETYLGFDV (SEQ ID NO: 88), ATGSYYETYLGFDV (SEQ ID NO: 100), ATGNYYETYLGFDV (SEQ ID NO: 104), ASGKYYETYLGFDV (SEQ ID NO: 112), ARGNYYETYLGFDV (SEQ ID NO: 120), AGVRYGVGVPRYFDP (SEQ ID NO: 128), SRVRYGVGVPRYFDP (SEQ ID NO: 132), VRVRYGVGVPRYFDP (SEQ ID NO: 144), TRVRYGVGVPRYFDP (SEQ ID NO: 148), ARLRYGVGVPRYFDP (SEQ ID NO: 152), ARVKYGVGVPRYFDP (SEQ ID NO: 156), ARVRYGVGVPRHFDP (SEQ ID NO: 160), AXGXYYXTYLGFDV (SEQ ID NO: 322) wherein X at position 2 is R, A, E, G, H, M, N, Q, S, T, or Y; X at position 4 is K, A, or S; X at position 7 is E or T, or XXXXXGXXVPRXFDP (SEQ ID NO: 462) wherein X at position 1 is A or V; X at position 2 is R, A, G, N, Q, or T; X at position 3 is V, A, F, I, K, L, M, Q, or S; X at position 4 is R, A, I, K, L, M, P, Q , S, T, or V; X at position 5 is Y, H, I, L, or V; X at position 7 is V, A, F, G, K, M, N, Q, R, S, T, W, or Y; X at position 8 is G, N, R, S, or T; X at position 12 is Y, F, H, I, L, M, Q, or R.

2. The antibody of claim 1, wherein:

(a) HVR-L1 comprises the amino acid sequence of SEQ ID NO: 18;

(b) HVR-L2 comprises the amino acid sequence of SEQ ID NO: 19; and

(c) HVR-L3 comprises the amino acid sequence of SEQ ID NO: 20.

3. The antibody of any one of claims 1-2, wherein:

(a) HVR-H1 comprises the amino acid sequence selected from SEQ ID NO: 66, 82, 86, 90, or 252-283;

(b) HVR-H2 comprises the amino acid sequence selected from SEQ ID NO: 67, 83, 87, 91, 99, 103, 119, or 285-321; and

(c) HVR-H3 comprises the amino acid sequence selected from SEQ ID NO: 68, 84, 88, 100, 104, 112, 120, or 323-335.

4. The antibody of any one of claims 1-2, wherein:

(a) HVR-H1 comprises an amino acid sequence selected from SEQ ID NO: 50, 122, 126, 130, 134, 138, 142, 146, or 337-378;

(b) HVR-H2 comprises an amino acid sequence selected from SEQ ID NO: 51, 123, 131, 143, 147, 151, or 380-461; and

(c) HVR-H3 comprises an amino acid sequence selected from SEQ ID NO: 52, 128, 132, 144, 148, 152, 156, 160, or 463-513.

5. The antibody of any one of claims 1-4, wherein the antibody comprises a light chain variable domain (V_L) amino acid sequence having at least 90% identity to a sequence selected from SEQ ID NO: 13, 17, 21, 25, 29, 33, 37, 41, 77, or 78; and/or a heavy chain variable domain (V_H) amino acid sequence having at least 90% identity to a sequence selected from SEQ ID NO: 45, 49, 53, 57, 61, 65, 69, 73, 79, 80, 81, 85, 89, 93, 97, 101, 105, 109, 113, 117, 121, 125, 129, 133, 137, 141, 145, 149, 153, 157, 161, or 165.

6. The antibody of any one of claims 1-5, wherein the antibody comprises a light chain variable domain (V_L) amino acid sequence having at least 90% identity to SEQ ID NO: 17 or 77; and/or

a heavy chain variable domain (V_H) amino acid sequence having at least 90% identity to a sequence selected from SEQ ID NO: 49, 65, 79, 80, 81, 85, 89, 93, 97, 101, 105, 109, 113, 117, 121, 125, 129, 133, 137, 141, 145, 149, 153, 157, 161, or 165;

a heavy chain variable domain (V_H) amino acid sequence having at least 90% identity to a sequence selected from SEQ ID NO: 65, 80, 81, 85, 89, 93, 97, 101, 105, 109, 113, or 117; or

a heavy chain variable domain (V_H) amino acid sequence having at least 90% identity to a sequence selected from SEQ ID NO: 49, 79, 121, 125, 129, 133, 137, 141, 145, 149, 153, 157, 161, or 165.

7. The antibody of any one of claims 1-6, wherein the antibody comprises:

a light chain (LC) amino acid sequence having at least 90% identity to SEQ ID NO: 169 or 242; and/or a heavy chain (HC) amino acid sequence having at least 90% identity to a sequence selected from SEQ ID NO: 170 – 202, 248 - 250, 518 – 616, and 743 -751; or

a light chain (LC) amino acid sequence having at least 90% identity to SEQ ID NO: 169 or 242; and/or a heavy chain (HC) amino acid sequence having at least 90% identity to a sequence selected from SEQ ID NO: 203 – 241, and 617 - 733.

8. The antibody of claim 1, wherein the antibody is a multispecific antibody comprising:

(a) a pair of light chains each comprising: HVR-L1 sequence of SEQ ID NO: 18; HVR-L2 sequence of SEQ ID NO: 19; and HVR-L3 sequence of SEQ ID NO: 20;

(b) a heavy chain comprising: HVR-H1 sequence selected from SEQ ID NOs: 66, 82, 86, 90, or 106; HVR-H2 sequence selected from SEQ ID NOs: 67, 83, 87, 91, 99, 103, or 119; and HVR-H3 sequence selected from SEQ ID NOs: 68, 84, 88, 100, 104, 112, or 120; and

(c) a heavy chain comprising: HVR-H1 sequence selected from SEQ ID NOs: 50, 122, 126, 130, 134, 142, or 146; HVR-H2 sequence selected from SEQ ID NOs: 51, 123, 127, 131, 135, 139, 143, 147, or 151; and HVR-H3 comprises an amino acid sequence selected from SEQ ID NOs: 52, 128, 132, 144, 148, 152, 156, or 160; optionally, wherein:

one of the heavy chains comprises an amino acid substitution T366W and the other heavy chain comprises amino acid substitutions T366S, L368A and Y407V; and/or

the antibody comprises:

(a) a pair of light chains each comprising a light chain variable domain (V_L) amino acid sequence of SEQ ID NO: 17 or 77;

(b) a heavy chain comprising a heavy chain variable domain (V_H) amino acid sequence selected from SEQ ID NO: 65, 80, 81, 85, 89, 93, 97, 101, 105, 109, 113, or 117; and

(c) a heavy chain comprising a heavy chain variable domain (V_H) amino acid sequence selected from SEQ ID NO: 49, 79, 121, 125, 129, 133, 137, 141, 145, 149, 153, 157, 161, or 165.

9. The antibody of any one of claims 1-8, wherein the antibody binds to hu-IL-36α, hu-IL-36-β, and/or hu-IL-36-γ with a binding affinity of 1 x 10^{-8} M or less, 1 x 10^{-9} M or less, 1 x 10^{-10} M or less, or 1 x 10^{-11} M or less;

the antibody binds to hu-IL-36α and hu-IL-36-γ with a binding affinity of 1 x 10^{-8} M or less, 1 x 10^{-9} M or less, 1 x 10^{-10} M or less, or 1 x 10^{-11} M or less;

the antibody binds to hu-IL-36-β with a binding affinity of 1 x 10^{-8} M or less, 1 x 10^{-9} M or less, 1 x 10^{-10} M or less, or 1 x 10^{-11} M or less;

the antibody decreases an intracellular signal stimulated by IL-36α, IL-36β, and/or IL-36γ by at least 90%, at least 95%, at least 99%, or 100%; optionally, wherein at an IL-36α, IL-36β, and/or IL-36γ concentration of about EC_{50} the antibody has an IC_{50} of 10 nM or less, 5 nM or less, or 1 nM or less;

the antibody inhibits release of IL-8 from primary human keratinocytes (PHKs) stimulated by IL-36α, IL-36β, and/or IL-36γ, optionally, wherein at an IL-36α, IL-36β, and/or IL-36γ concentration of about EC_{50} the antibody has an IC_{50} of 10 nM or less, 5 nM or less, or 1 nM or less; and/or

the antibody cross-reacts with an IL-36α, IL-36β, or IL-36γ of cynomolgus monkey of SEQ ID NO: 5, 6, or 7.

10. A multispecific antibody that binds to each of human IL-36α, IL-36β, and IL-36γ; optionally, wherein the antibody binds to each of human IL-36α, IL-36β, and IL-36γ with a binding affinity of 3 nM or less; optionally wherein the binding affinity is measured by equilibrium dissociation constant (K_D) to a hu-IL-36α of SEQ ID NO:1, a hu-IL-36β of SEQ ID NO:2, and a hu-IL-36γ of SEQ ID NO:3; optionally, wherein the antibody:

(a) comprises a specificity for IL-36α and/or IL-36γ in one arm, and a specificity for IL-36β in the other arm; optionally, wherein one arm binds to hu-IL-36α and hu-IL-36-γ with a binding affinity of 1 x 10^{-9} M or less, 1 x 10^{-10} M or less, or 1 x 10^{-11} M or less, and the other arm binds to hu-IL-36-β with a binding affinity of 1 x 10^{-9} M or less, 1 x 10^{-10} M or less, or 1 x 10^{-11} M or less;

(b) decreases an intracellular signal stimulated by IL-36α, IL-36β, and/or IL-36γ by at least 90%, at least 95%, at least 99%, or 100%; optionally, wherein at an IL-36α, IL-36β, and/or IL-36γ concentration of about EC_{50} the antibody has an IC_{50} of 10 nM or less, 5 nM or less, or 1 nM or less;

(c) inhibits release of IL-8 from primary human keratinocytes (PHKs) stimulated by IL-36α, IL-36β, and/or IL-36γ, optionally, wherein at an IL-36α, IL-36β, and/or IL-36γ concentration of about EC_{50} the antibody has an IC_{50} of 10 nM or less, 5 nM or less, or 1 nM or less;

(d) cross-reacts with an IL-36α, IL-36β, and IL-36γ of cynomolgus monkey;

and/or

(e) the antibody binds to each of cynomolgus monkey IL-36α, IL-36β, and IL-36γ with a binding affinity of 3 nM or less; optionally wherein the binding affinity is measured by equilibrium dissociation constant (K_D) to a cy-IL-36α of SEQ ID NO:5, a cy-IL-36β of SEQ ID NO:6, and a cy-IL-36γ of SEQ ID NO:7.

11. An isolated polynucleotide or vector encoding the antibody of any one of claims 1-10; or an isolated host cell comprising the polynucleotide or vector; optionally wherein the host cell is selected from a Chinese hamster ovary (CHO) cell, a myeloma cell (e.g.,Y0, NS0, Sp2/0), a monkey kidney cell (COS-7), a human embryonic kidney line (293), a baby hamster kidney cell (BHK), a mouse Sertoli cell (e.g., TM4), an African green monkey kidney cell (VERO-76), a human cervical carcinoma cell (HELA), a canine kidney cell, a human lung cell (W138), a human liver cell (Hep G2), a mouse mammary tumor cell, a TR1 cell, an Medical Research Council 5 (MRC 5) cell, and a Foreskin 4 (FS4) cell.

12. A method of producing an antibody comprising culturing the host cell of claim 11 so that an antibody is produced.

13. A pharmaceutical composition comprising an antibody of any one of claims 1-10 and a pharmaceutically acceptable carrier.

14. A method of treating a subject, the method comprising administering to the subject a therapeutically effective amount of an antibody of any one of claims 1-10, or a therapeutically effective amount of a pharmaceutical composition of claim 13; optionally, wherein the disease is selected from: acne due to epidermal growth factor receptor inhibitors, acne and suppurative hidradenitis (PASH), acute generalized exanthematous pustulosis (AGEP), amicrobial pustulosis of the folds, amicrobial pustulosis of the scalp/leg, amicrobial subcorneal pustulosis, aseptic abscess syndrome, Behçet's disease, bowel bypass syndrome, chronic obstructive pulmonary disease (COPD), childhood pustular dermatosis, Crohn's disease, deficiency of the interleukin-1 receptor antagonist (DIRA), deficiency of interleukin-36 receptor antagonist (DITRA), eczema, generalized pustular psoriasis (GPP), erythema elevatum diutinum, hidradenitis suppurativa, IgA pemphigus,inflammatory bowel disease (IBD), neutrophilic panniculitis, palmoplantar pustular psoriasis (PPP), psoriasis, psoriatic arthritis, pustular psoriasis (DIRA, DITRA), pyoderma gangrenosum, pyogenic arthritis pyoderma gangrenosum and acne (PAPA), pyogenic arthritis pyoderma gangrenosum acne and suppurative hidradenitis (PAPASH), rheumatoid neutrophilic dermatosis, synovitis acne pustulosis

hyperostosis and osteitis (SAPHO), TNF-induced psoriasis form skin lesions in Crohn's patients, Sjogren's syndrome, Sweet's syndrome, systemic lupus erythematosus (SLE), ulcerative colitis, uveitis, and cancer; optionally, wherein the cancer is selected from breast cancer, colorectal cancer, non-small cell lung cancer, pancreatic cancer.

15. The antibody of any one of claims 1-10 for use as a medicament; optionally, for use in the treatment of an inflammatory condition.

FIG. 1A

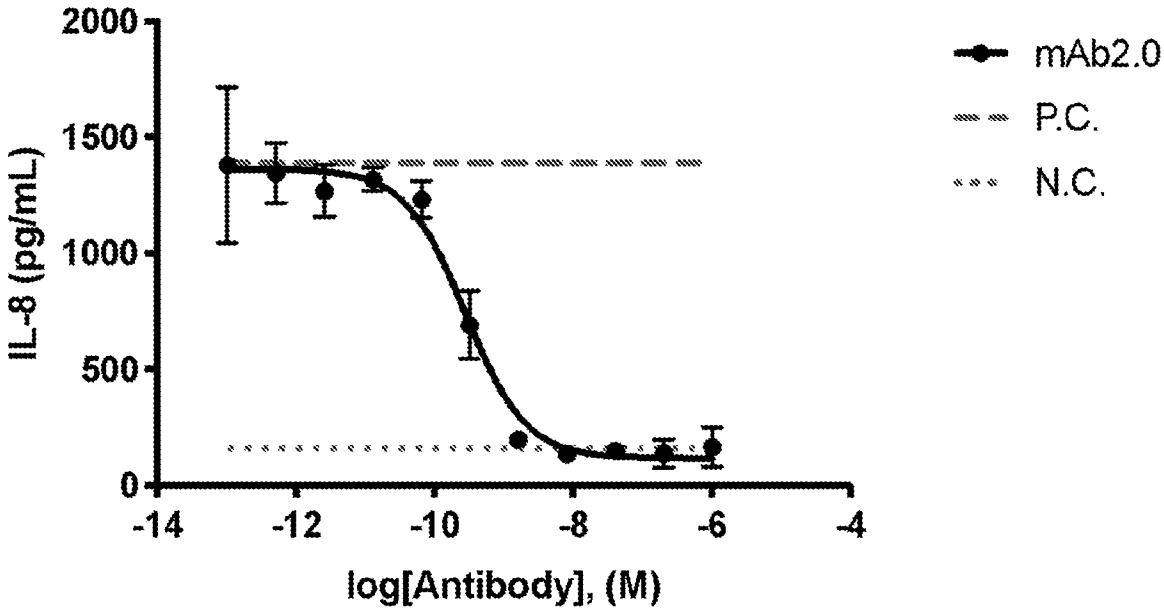
2000
1500
1000
500
0
IL-8 (pg/mL)
-14
-12
-10
-8
-6
-4
log[Antibody], (M)
mAb2.0
P.C.
N.C.

FIG. 1B

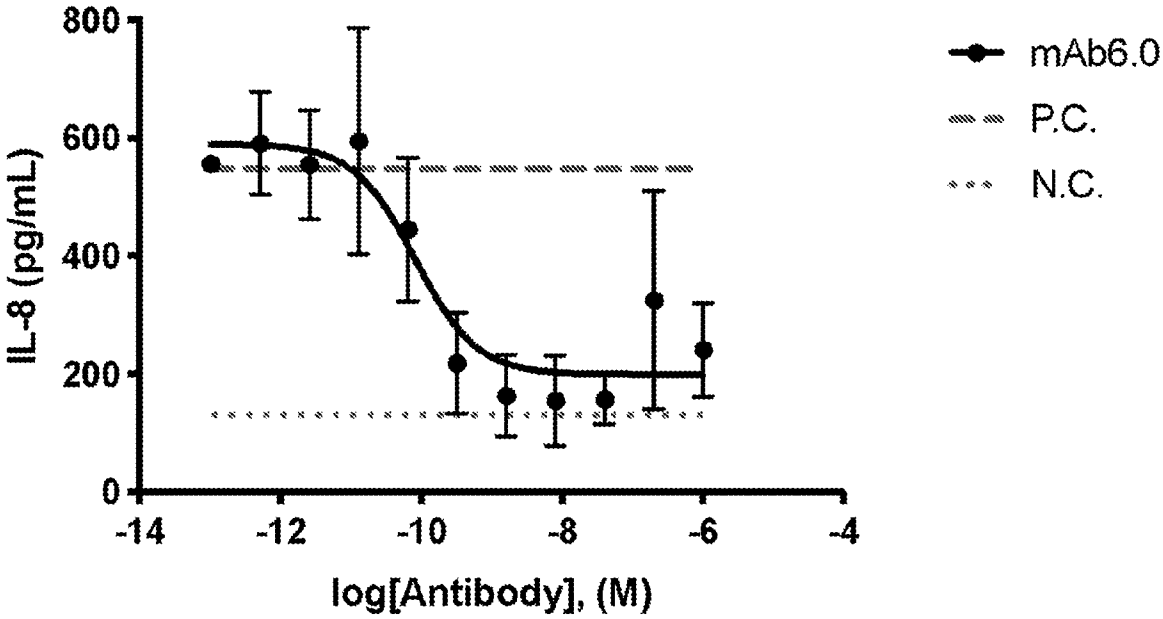
800
600
400
200
0
IL-8 (pg/mL)
-14
-12
-10
-8
-6
-4
log[Antibody], (M)
mAb6.0
P.C.
N.C.

FIG. 1C

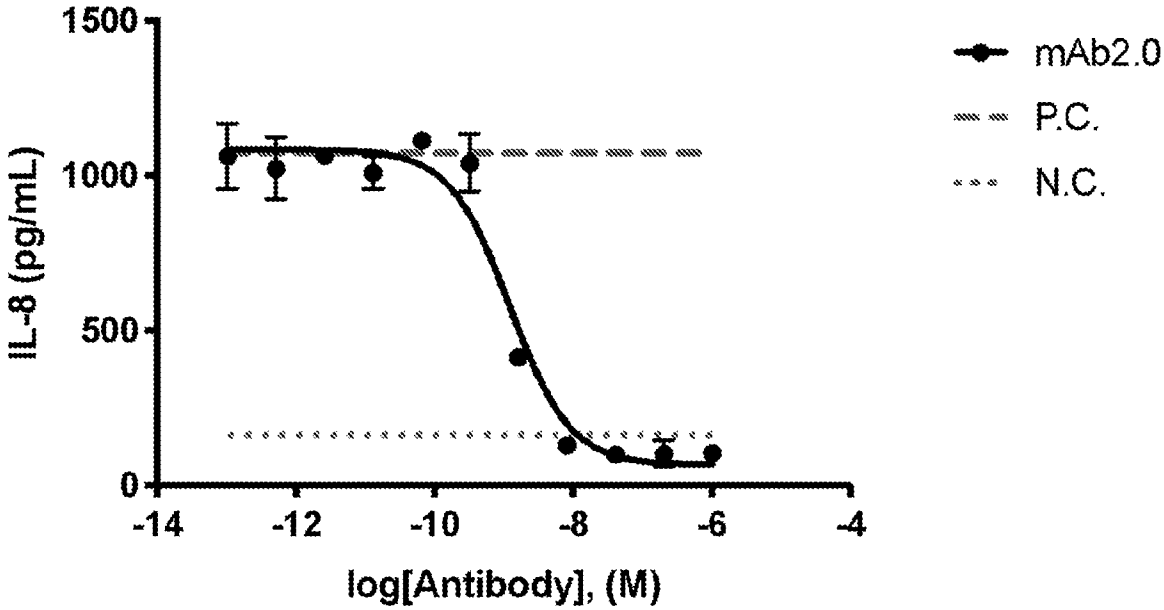

FIG. 2A

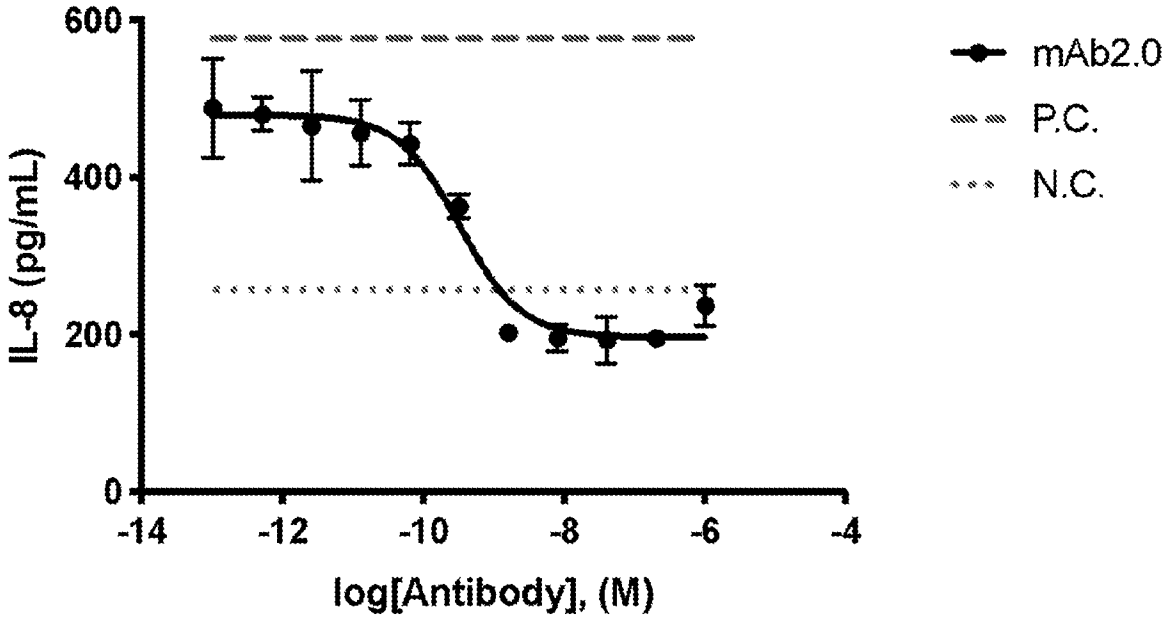

FIG. 2B

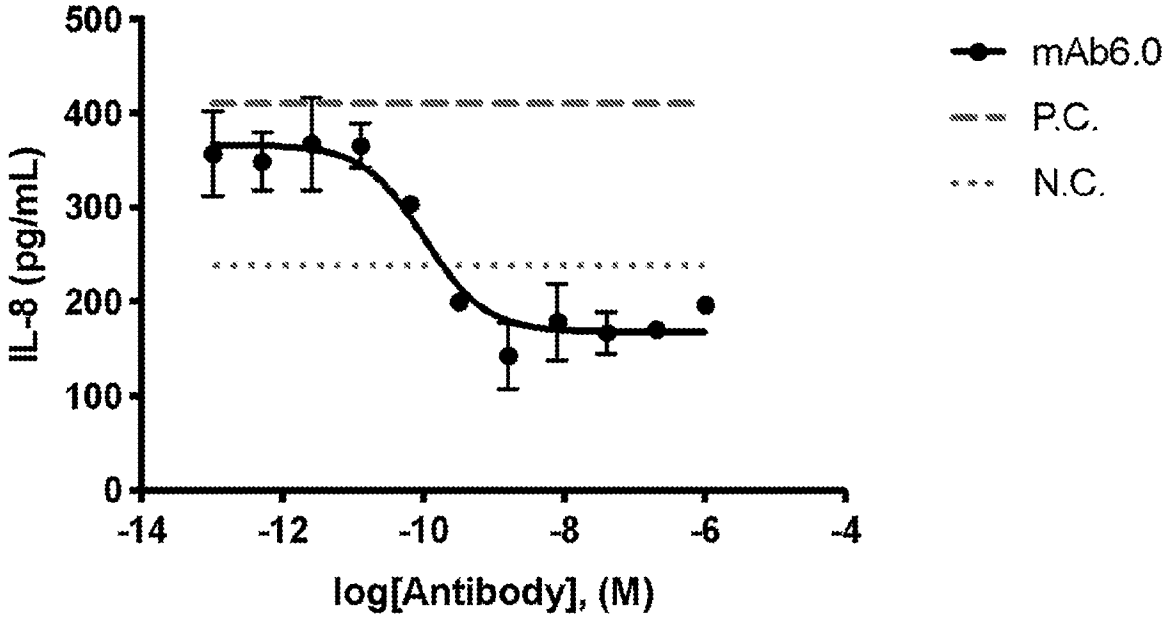
500
400
300
200
100
0
IL-8 (pg/mL)
-14
-12
-10
-8
-6
-4
log[Antibody], (M)
mAb6.0
P.C.
N.C.

FIG. 2C

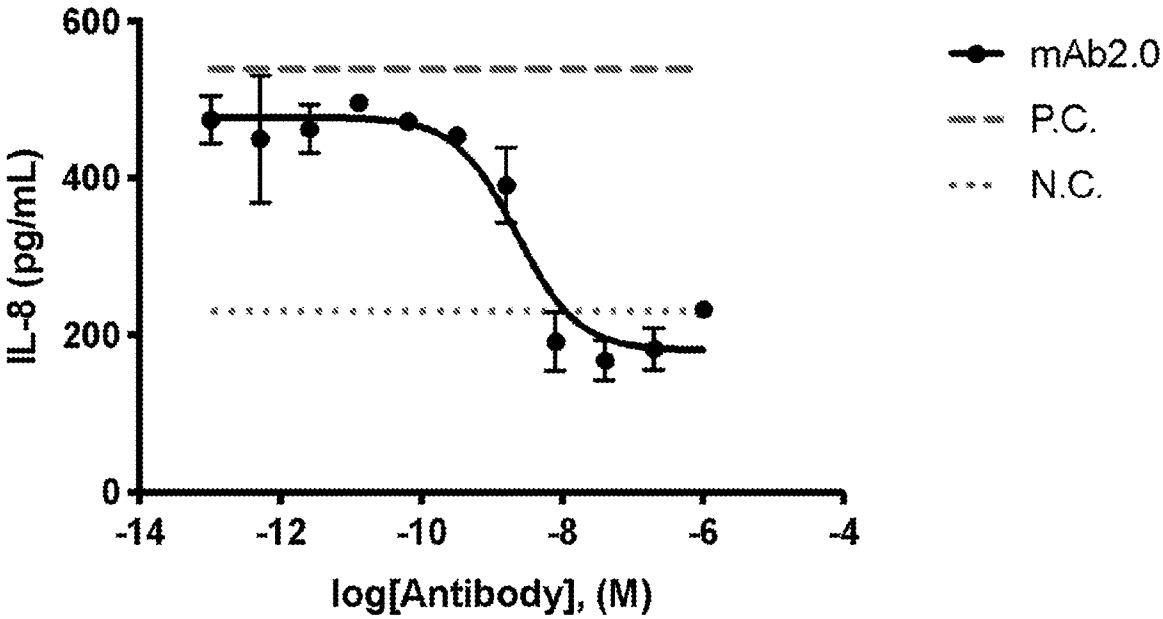

FIG. 3A

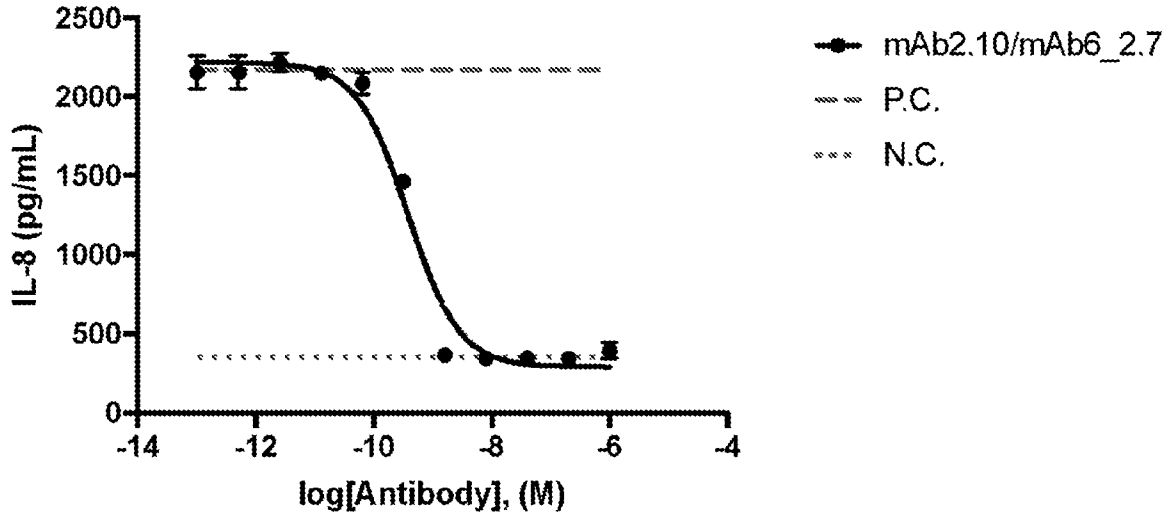
2500
2000
1500
1000
500
0
IL-8 (pg/mL)
-14
-12
-10
-8
-6
-4
log[Antibody], (M)
mAb2.10/mAb6_2.7
P.C.
N.C.

FIG. 3B

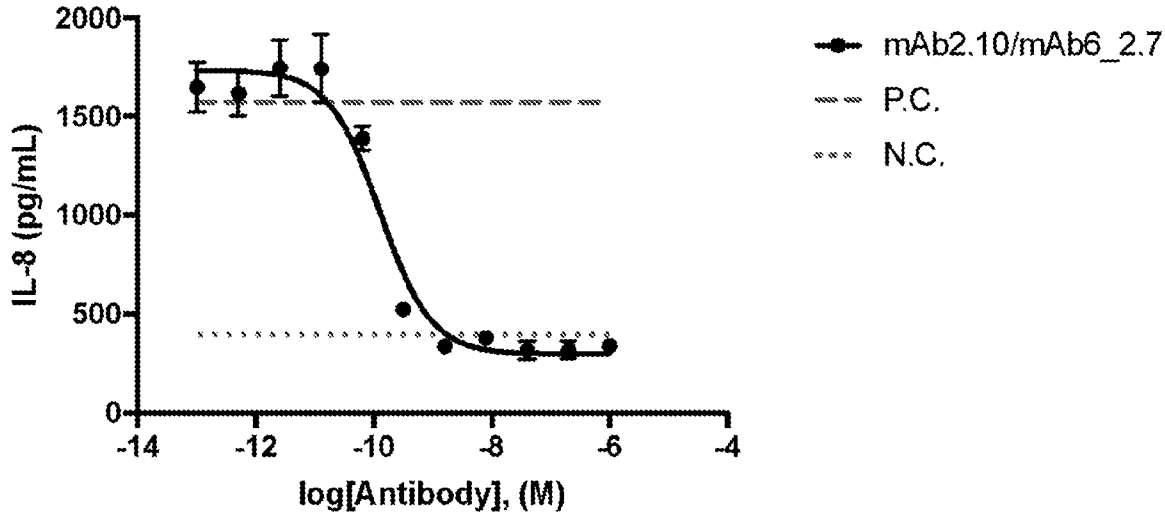
2000
1500
1000
500
0
IL-8 (pg/mL)
-14
-12
-10
-8
-6
-4
log[Antibody], (M)
mAb2.10/mAb6_2.7
P.C.
N.C.

FIG. 3C

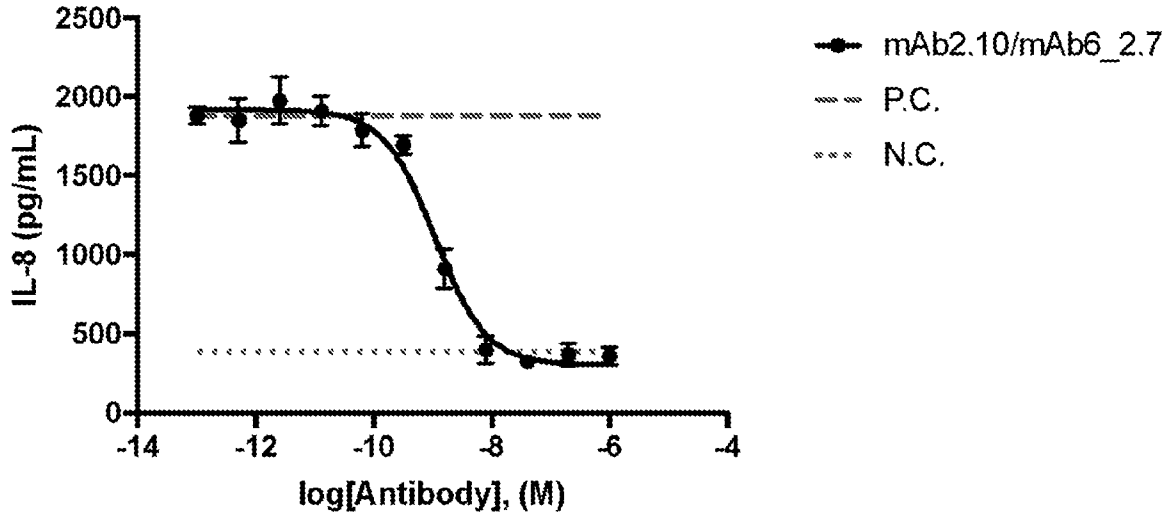
2500
2000
1500
1000
500
0
IL-8 (pg/mL)
-14
-12
-10
-8
-6
-4
log[Antibody], (M)
mAb2.10/mAb6_2.7
P.C.
N.C.

FIG. 4A

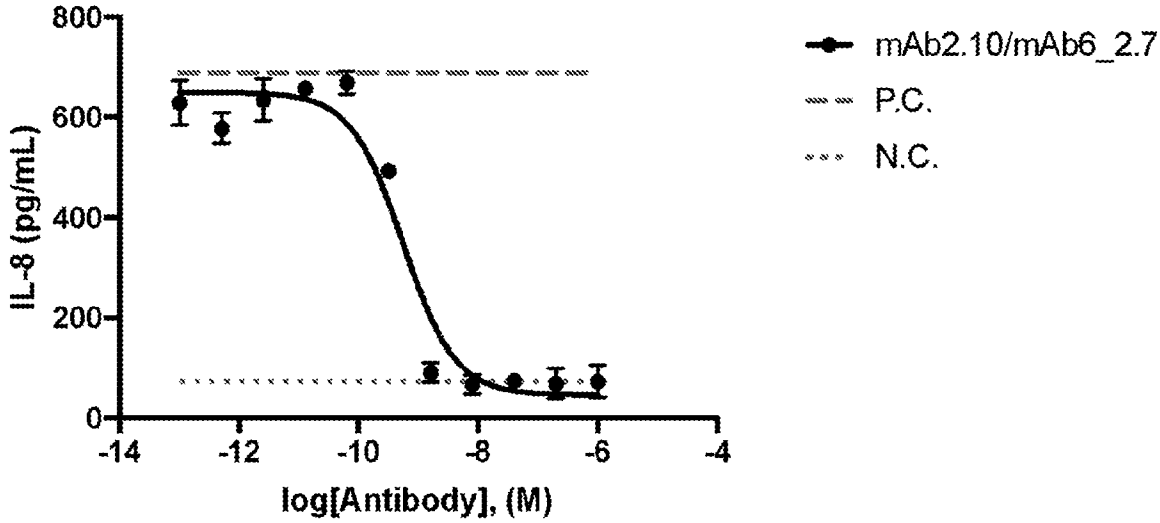
800
600
400
200
0
IL-8 (pg/mL)
-14
-12
-10
-8
-6
-4
log[Antibody], (M)
mAb2.10/mAb6_2.7
P.C.
N.C.

FIG. 4B

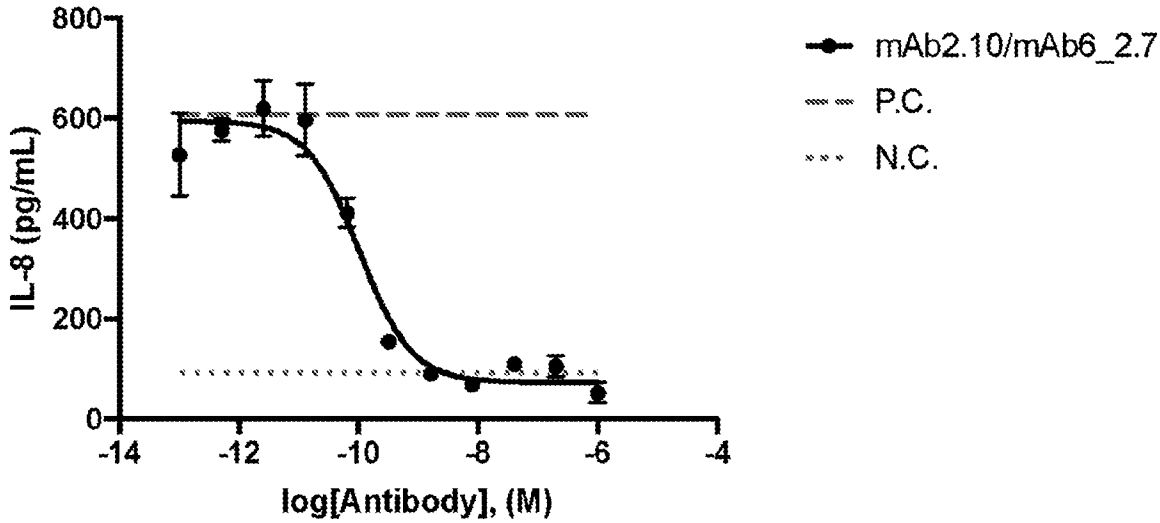
800
600
400
200
0
IL-8 (pg/mL)
-14
-12
-10
-8
-6
-4
log[Antibody], (M)
mAb2.10/mAb6_2.7
P.C.
N.C.

FIG. 4C

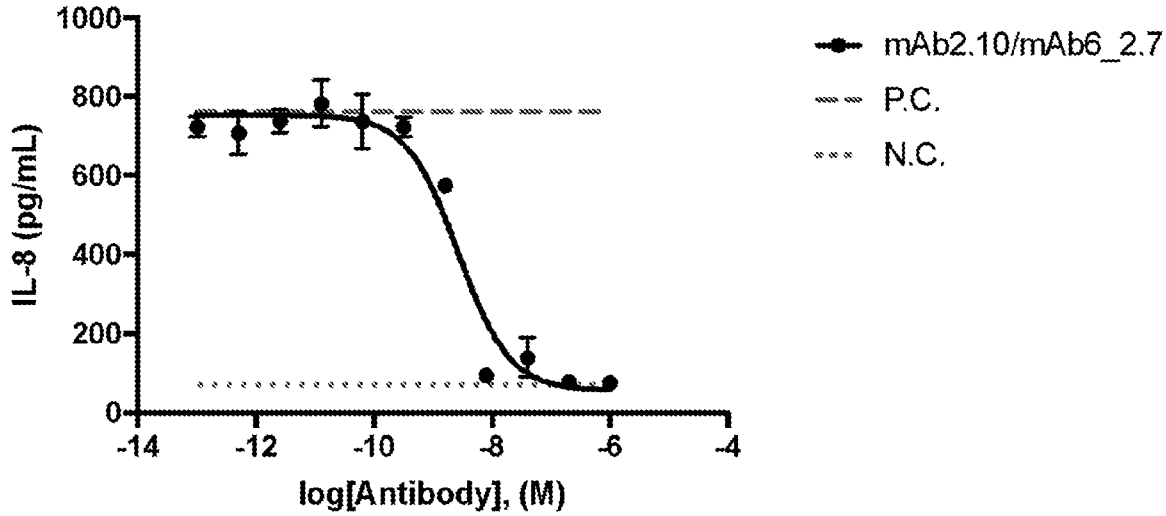
1000
800
600
400
200
0
IL-8 (pg/mL)
-14
-12
-10
-8
-6
-4
log[Antibody], (M)
mAb2.10/mAb6_2.7
P.C.
N.C.

SEQUENCE LISTING

<110> 23andMe, Inc.
SCHARF, Louise
KARRER, Erik
FUH-KELLY, Germaine
THAI, Tina
PATEL, Ashka
BHARILL, Shashank
LEE, Chingwei Vivian

<120> ANTI-IL-36 ANTIBODIES AND METHODS OF USE THEREOF

<130> 09402.004WO1

<150> US 62/784,316
<151> 2018-12-21

<160> 751

<170> PatentIn version 3.5

<210> 1
<211> 153
<212> PRT
<213> artificial

<220>
<223> Synthetic polypeptide

<400> 1

Lys Ile Asp Thr Pro Gln Gln Gly Ser Ile Gln Asp Ile Asn His Arg
1 5 10 15

Val Trp Val Leu Gln Asp Gln Thr Leu Ile Ala Val Pro Arg Lys Asp
20 25 30

Arg Met Ser Pro Val Thr Ile Ala Leu Ile Ser Cys Arg His Val Glu
35 40 45

Thr Leu Glu Lys Asp Arg Gly Asn Pro Ile Tyr Leu Gly Leu Asn Gly
50 55 60

Leu Asn Leu Cys Leu Met Cys Ala Lys Val Gly Asp Gln Pro Thr Leu
65 70 75 80

Gln Leu Lys Glu Lys Asp Ile Met Asp Leu Tyr Asn Gln Pro Glu Pro
85 90 95

Val Lys Ser Phe Leu Phe Tyr His Ser Gln Ser Gly Arg Asn Ser Thr
100 105 110

Phe Glu Ser Val Ala Phe Pro Gly Trp Phe Ile Ala Val Ser Ser Glu
115 120 125

Gly Gly Cys Pro Leu Ile Leu Thr Gln Glu Leu Gly Lys Ala Asn Thr
130 135 140

Thr Asp Phe Gly Leu Thr Met Leu Phe
145 150

<210> 2
<211> 153
<212> PRT
<213> artificial

<220>
<223> Synthetic polypeptide

<400> 2

Arg Glu Ala Ala Pro Lys Ser Tyr Ala Ile Arg Asp Ser Arg Gln Met
1 5 10 15

Val Trp Val Leu Ser Gly Asn Ser Leu Ile Ala Ala Pro Leu Ser Arg
20 25 30

Ser Ile Lys Pro Val Thr Leu His Leu Ile Ala Cys Arg Asp Thr Glu
35 40 45

Phe Ser Asp Lys Glu Lys Gly Asn Met Val Tyr Leu Gly Ile Lys Gly
50 55 60

Lys Asp Leu Cys Leu Phe Cys Ala Glu Ile Gln Gly Lys Pro Thr Leu
65 70 75 80

Gln Leu Lys Glu Lys Asn Ile Met Asp Leu Tyr Val Glu Lys Lys Ala
85 90 95

Gln Lys Pro Phe Leu Phe Phe His Asn Lys Glu Gly Ser Thr Ser Val
100 105 110

Phe Gln Ser Val Ser Tyr Pro Gly Trp Phe Ile Ala Thr Ser Thr Thr
115 120 125

Ser Gly Gln Pro Ile Phe Leu Thr Lys Glu Arg Gly Ile Thr Asn Asn
130 135 140

Thr Asn Phe Tyr Leu Asp Ser Val Glu
145 150

<210> 3
<211> 152
<212> PRT
<213> artificial

<220>
<223> Synthetic polypeptide

<400> 3

Ser Met Cys Lys Pro Ile Thr Gly Thr Ile Asn Asp Leu Asn Gln Gln
1 5 10 15

Val Trp Thr Leu Gln Gly Gln Asn Leu Val Ala Val Pro Arg Ser Asp
20 25 30

Ser Val Thr Pro Val Thr Val Ala Val Ile Thr Cys Lys Tyr Pro Glu
35 40 45

Ala Leu Glu Gln Gly Arg Gly Asp Pro Ile Tyr Leu Gly Ile Gln Asn
50 55 60

Pro Glu Met Cys Leu Tyr Cys Glu Lys Val Gly Glu Gln Pro Thr Leu
65 70 75 80

Gln Leu Lys Glu Gln Lys Ile Met Asp Leu Tyr Gly Gln Pro Glu Pro
85 90 95

Val Lys Pro Phe Leu Phe Tyr Arg Ala Lys Thr Gly Arg Thr Ser Thr
100 105 110

Leu Glu Ser Val Ala Phe Pro Asp Trp Phe Ile Ala Ser Ser Lys Arg
115 120 125

Asp Gln Pro Ile Ile Leu Thr Ser Glu Leu Gly Lys Ser Tyr Asn Thr
130 135 140

Ala Phe Glu Leu Asn Ile Asn Asp
145 150

<210> 4
<211> 154
<212> PRT
<213> artificial

<220>
<223> Synthetic polypeptide

<400> 4

Val Leu Ser Gly Ala Leu Cys Phe Arg Met Lys Asp Ser Ala Leu Lys
1 5 10 15

Val Leu Tyr Leu His Asn Asn Gln Leu Leu Ala Gly Gly Leu His Ala
20 25 30

Gly Lys Val Ile Lys Gly Glu Glu Ile Ser Val Val Pro Asn Arg Trp
35 40 45

```
Leu Asp Ala Ser Leu Ser Pro Val Ile Leu Gly Val Gln Gly Gly Ser
    50                  55                  60

Gln Cys Leu Ser Cys Gly Val Gly Gln Glu Pro Thr Leu Thr Leu Glu
65                  70                  75                  80

Pro Val Asn Ile Met Glu Leu Tyr Leu Gly Ala Lys Glu Ser Lys Ser
                85                  90                  95

Phe Thr Phe Tyr Arg Arg Asp Met Gly Leu Thr Ser Ser Phe Glu Ser
            100                 105                 110

Ala Ala Tyr Pro Gly Trp Phe Leu Cys Thr Val Pro Glu Ala Asp Gln
        115                 120                 125

Pro Val Arg Leu Thr Gln Leu Pro Glu Asn Gly Gly Trp Asn Ala Pro
    130                 135                 140

Ile Thr Asp Phe Tyr Phe Gln Gln Cys Asp
145                 150
```

<210> 5
<211> 153
<212> PRT
<213> artificial

<220>
<223> Synthetic polypeptide

<400> 5

```
Lys Ser Glu Met Pro Gln Pro Val Ser Ile Gln Asp Ile Asn His Arg
1               5                   10                  15

Val Trp Val Leu Gln Asp Gln Ile Leu Ile Ala Val Pro Arg Lys Asp
            20                  25                  30

Arg Val Ser Pro Val Thr Ile Ser Leu Ile Ser Cys Arg His Val Glu
        35                  40                  45

Thr Leu Glu Lys Asp Arg Gly Asn Pro Ile Tyr Leu Gly Leu Asn Gly
    50                  55                  60

Leu Asn Leu Cys Leu Met Cys Ala Lys Ala Gly Asp Gln Pro Thr Leu
65                  70                  75                  80

Gln Leu Lys Glu Lys Asp Ile Met Asp Leu Tyr Asn Gln Pro Glu Pro
                85                  90                  95

Val Lys Ser Phe Leu Phe Tyr His Ser Gln Ser Gly Arg Asn Ser Thr
            100                 105                 110
```

```
Phe Glu Ser Val Ala Phe Pro Gly Trp Phe Ile Ala Val Ser Ser Glu
        115                 120                 125


Gly Gly Cys Pro Leu Ile Leu Thr Gln Glu Leu Gly Lys Ala Asn Thr
    130                 135                 140


Thr Asp Phe Gly Leu Thr Met Leu Phe
145                 150


<210>  6
<211>  153
<212>  PRT
<213>  artificial

<220>
<223>  Synthetic polypeptide

<400>  6

Trp Gln Ala Ala Pro Lys Ser Tyr Ala Ile Arg Asp Ser Arg Gln Met
1               5                   10                  15


Val Trp Val Leu Ser Gly Asn Ser Leu Ile Ala Ala Pro Leu Ser Asn
            20                  25                  30


Arg Val Lys Pro Val Thr Leu His Leu Ile Thr Cys Arg Asp Thr Glu
        35                  40                  45


Phe Ser Asp Lys Lys Lys Gly Asn Leu Val Tyr Leu Gly Ile Arg Gly
    50                  55                  60


Lys Asp Leu Cys Leu Phe Cys Glu Glu Ile Gln Gly Lys Pro Thr Leu
65                  70                  75                  80


Gln Leu Lys Glu Lys Asn Ile Met Asp Leu Tyr Met Glu Lys Lys Ala
                85                  90                  95


Gln Lys Pro Phe Leu Phe Phe His Asn Lys Glu Gly Ser Ser Ser Val
            100                 105                 110


Phe Gln Ser Val Ser Tyr Pro Gly Trp Phe Ile Ala Thr Ser Ser Thr
        115                 120                 125


Ser Gly Gln Pro Ile Phe Leu Thr Gln Glu Arg Gly Ile Thr Asn Asn
    130                 135                 140


Thr Asn Phe Tyr Leu Asp Ser Val Glu
145                 150


<210>  7
<211>  151
```

<212> PRT
<213> artificial

<220>
<223> Synthetic polypeptide

<400> 7

Ser Met Arg Thr Pro Ile Thr Gly Thr Ile Asn Asp Leu Asn Gln Gln
1   5   10   15

Val Trp Thr Leu Gln Gly Gln Ile Leu Val Ala Val Pro Arg Ser Asp
            20   25   30

Ser Val Thr Pro Val Thr Val Ala Val Ile Thr Cys Lys Tyr Pro Glu
        35   40   45

Ala Leu Asp Gln Ser Arg Gly Asp Pro Ile Tyr Leu Gly Ile Arg Asn
    50   55   60

Pro Glu Met Cys Leu Cys Cys Glu Glu Val Gly Gly Gln Pro Thr Leu
65   70   75   80

Gln Leu Lys Glu Gln Lys Ile Met Asp Leu Tyr Gly Gln Pro Glu Pro
                85   90   95

Val Lys Pro Phe Leu Phe Tyr Arg Val Lys Thr Gly Arg Thr Ser Thr
            100   105   110

Leu Glu Ser Val Ala Phe Pro Asn Trp Phe Ile Ala Ser Ser Thr Arg
        115   120   125

Asp Gln Pro Ile Ile Leu Thr Ser Glu Leu Gly Lys Ser Tyr Asn Thr
    130   135   140

Ala Phe Glu Leu Asn Ile Lys
145   150

<210> 8
<211> 111
<212> PRT
<213> artificial

<220>
<223> Synthetic polypeptide

<400> 8

Met His His His His His His His His His His His His Met Ser Asp
1   5   10   15

Ser Glu Val Asn Gln Glu Ala Lys Pro Glu Val Lys Pro Glu Val Lys
            20   25   30

```
Pro Glu Thr His Ile Asn Leu Lys Val Ser Asp Gly Ser Ser Glu Ile
        35                  40                  45


Phe Phe Lys Ile Lys Lys Thr Thr Pro Leu Arg Arg Leu Met Glu Ala
    50                  55                  60


Phe Ala Lys Arg Gln Gly Lys Glu Met Asp Ser Leu Arg Phe Leu Tyr
65                  70                  75                  80


Asp Gly Ile Arg Ile Gln Ala Asp Gln Thr Pro Glu Asp Leu Asp Met
                85                  90                  95


Glu Asp Asn Asp Ile Ile Glu Ala His Arg Glu Gln Ile Gly Gly
            100                 105                 110


<210>  9
<211>  20
<212>  PRT
<213>  artificial

<220>
<223>  Synthetic polypeptide

<400>  9

Met His His His His His His His His His His His His Glu Asn Leu
1               5                   10                  15


Tyr Phe Gln Ser
            20


<210>  10
<211>  20
<212>  PRT
<213>  artificial

<220>
<223>  Synthetic polypeptide

<400>  10

Gly Gly Gly Gly Ser Gly Leu Asn Asp Ile Phe Glu Ala Gln Lys Ile
1               5                   10                  15


Glu Trp His Glu
            20


<210>  11
<211>  19
<212>  PRT
<213>  artificial

<220>
<223>  Synthetic polypeptide
```

<400> 11

Met Gly Trp Ser Cys Ile Ile Leu Phe Leu Val Ala Thr Ala Thr Gly
1   5   10   15

Val His Ser

<210> 12
<211> 257
<212> PRT
<213> artificial

<220>
<223> Synthetic polypeptide

<400> 12

Ser Gly Gly Gly Gly Ser Glu Asn Leu Tyr Phe Gln Gly Gly Gly Gly
1   5   10   15

Ser Glu Pro Lys Ser Cys Asp Lys Thr His Thr Cys Pro Pro Cys Pro
            20   25   30

Ala Pro Glu Leu Leu Gly Gly Pro Ser Val Phe Leu Phe Pro Pro Lys
        35   40   45

Pro Lys Asp Thr Leu Met Ile Ser Arg Thr Pro Glu Val Thr Cys Val
    50   55   60

Val Val Asp Val Ser His Glu Asp Pro Glu Val Lys Phe Asn Trp Tyr
65   70   75   80

Val Asp Gly Val Glu Val His Asn Ala Lys Thr Lys Pro Arg Glu Glu
                85   90   95

Gln Tyr Asn Ser Thr Tyr Arg Val Val Ser Val Leu Thr Val Leu His
            100   105   110

Gln Asp Trp Leu Asn Gly Lys Glu Tyr Lys Cys Lys Val Ser Asn Lys
        115   120   125

Ala Leu Pro Ala Pro Ile Glu Lys Thr Ile Ser Lys Ala Lys Gly Gln
    130   135   140

Pro Arg Glu Pro Gln Val Tyr Thr Leu Pro Pro Ser Arg Asp Glu Leu
145   150   155   160

Thr Lys Asn Gln Val Ser Leu Thr Cys Leu Val Lys Gly Phe Tyr Pro
                165   170   175

Ser Asp Ile Ala Val Glu Trp Glu Ser Asn Gly Gln Pro Glu Asn Asn

```
            180                 185                 190

Tyr Lys Thr Thr Pro Pro Val Leu Asp Ser Asp Gly Ser Phe Phe Leu
        195                 200                 205

Tyr Ser Lys Leu Thr Val Asp Lys Ser Arg Trp Gln Gln Gly Asn Val
    210                 215                 220

Phe Ser Cys Ser Val Met His Glu Ala Leu His Asn His Tyr Thr Gln
225                 230                 235                 240

Lys Ser Leu Ser Leu Ser Pro Gly Lys Asp Tyr Lys Asp Asp Asp Asp
                245                 250                 255

Lys
```

<210> 13
<211> 111
<212> PRT
<213> artificial

<220>
<223> Synthetic polypeptide

<400> 13

```
Gln Ser Val Leu Thr Gln Pro Pro Ser Val Ser Gly Ala Pro Gly Gln
1               5                   10                  15

Arg Val Thr Ile Ser Cys Thr Gly Ser Ser Ser Asn Ile Gly Ala His
            20                  25                  30

Tyr Asp Val His Trp Tyr Gln Gln Leu Pro Gly Thr Ala Pro Lys Leu
        35                  40                  45

Leu Ile Tyr Ser Asn Asn Asn Arg Pro Ser Gly Val Pro Asp Arg Phe
    50                  55                  60

Ser Gly Ser Lys Ser Gly Thr Ser Ala Ser Leu Ala Ile Thr Gly Leu
65                  70                  75                  80

Gln Ala Glu Asp Glu Ala Asp Tyr Tyr Cys Gln Ser Tyr Asp Tyr Ser
                85                  90                  95

Leu Arg Gly Tyr Val Phe Gly Gly Gly Thr Lys Leu Thr Val Leu
            100                 105                 110
```

<210> 14
<211> 14
<212> PRT
<213> artificial

<220>
<223> Synthetic polypeptide

<400> 14

Thr Gly Ser Ser Ser Asn Ile Gly Ala His Tyr Asp Val His
1   5   10

<210> 15
<211> 7
<212> PRT
<213> artificial

<220>
<223> Synthetic polypeptide

<400> 15

Ser Asn Asn Asn Arg Pro Ser
1   5

<210> 16
<211> 11
<212> PRT
<213> artificial

<220>
<223> Synthetic polypeptide

<400> 16

Gln Ser Tyr Asp Tyr Ser Leu Arg Gly Tyr Val
1   5   10

<210> 17
<211> 111
<212> PRT
<213> artificial

<220>
<223> Synthetic polypeptide

<400> 17

Gln Ser Val Leu Thr Gln Pro Pro Ser Val Ser Gly Ala Pro Gly Gln
1   5   10   15

Arg Val Thr Ile Ser Cys Thr Gly Ser Ser Ser Asn Ile Gly Ala His
            20   25   30

Tyr Asp Val His Trp Tyr Gln Gln Leu Pro Gly Thr Ala Pro Lys Leu
        35   40   45

Leu Ile Tyr Gly Asn Asp Asn Arg Pro Ser Gly Val Pro Asp Arg Phe
    50   55   60

Ser Gly Ser Lys Ser Gly Thr Ser Ala Ser Leu Ala Ile Thr Gly Leu

65 70 75 80

Gln Ala Glu Asp Glu Ala Asp Tyr Tyr Cys Gln Ser Tyr Asp Tyr Ser
85 90 95

Leu Ser Gly Tyr Val Phe Gly Gly Gly Thr Lys Leu Thr Val Leu
100 105 110

<210> 18
<211> 14
<212> PRT
<213> artificial

<220>
<223> Synthetic polypeptide

<400> 18

Thr Gly Ser Ser Ser Asn Ile Gly Ala His Tyr Asp Val His
1 5 10

<210> 19
<211> 7
<212> PRT
<213> artificial

<220>
<223> Synthetic polypeptide

<400> 19

Gly Asn Asp Asn Arg Pro Ser
1 5

<210> 20
<211> 11
<212> PRT
<213> artificial

<220>
<223> Synthetic polypeptide

<400> 20

Gln Ser Tyr Asp Tyr Ser Leu Ser Gly Tyr Val
1 5 10

<210> 21
<211> 111
<212> PRT
<213> artificial

<220>
<223> Synthetic polypeptide

<400> 21

Gln Ser Val Leu Thr Gln Pro Pro Ser Val Ser Gly Ala Pro Gly Gln
1 5 10 15

Arg Val Thr Ile Ser Cys Thr Gly Ser Ser Ser Asn Ile Gly Ala Gly
            20   25   30

Tyr Asp Val His Trp Tyr Gln Gln Leu Pro Gly Thr Ala Pro Lys Leu
        35   40   45

Leu Ile Tyr Gly Asn Thr Asn Arg Pro Ser Gly Val Pro Asp Arg Phe
    50   55   60

Ser Gly Ser Lys Ser Gly Thr Ser Ala Ser Leu Ala Ile Thr Gly Leu
65   70   75   80

Gln Ala Glu Asp Glu Ala Asp Tyr Tyr Cys Gln Ser Tyr Asp Tyr Ser
                85   90   95

Leu Arg Gly Tyr Val Phe Gly Gly Gly Thr Lys Leu Thr Val Leu
            100   105   110

<210> 22
<211> 14
<212> PRT
<213> artificial

<220>
<223> Synthetic polypeptide

<400> 22

Thr Gly Ser Ser Ser Asn Ile Gly Ala Gly Tyr Asp Val His
1   5   10

<210> 23
<211> 7
<212> PRT
<213> artificial

<220>
<223> Synthetic polypeptide

<400> 23

Gly Asn Thr Asn Arg Pro Ser
1   5

<210> 24
<211> 11
<212> PRT
<213> artificial

<220>
<223> Synthetic polypeptide

<400> 24

Gln Ser Tyr Asp Tyr Ser Leu Arg Gly Tyr Val

1 5 10

<210> 25
<211> 111
<212> PRT
<213> artificial

<220>
<223> Synthetic polypeptide

<400> 25

Gln Ser Val Leu Thr Gln Pro Pro Ser Val Ser Gly Ala Pro Gly Gln
1 5 10 15

Arg Val Thr Ile Ser Cys Thr Gly Ser Ser Ser Asn Ile Gly Ala Gly
20 25 30

Tyr Asp Val His Trp Tyr Gln Gln Leu Pro Gly Thr Ala Pro Lys Leu
35 40 45

Leu Ile Tyr Gly Asn Arg Asn Arg Pro Ser Gly Val Pro Asp Arg Phe
50 55 60

Ser Gly Ser Lys Ser Gly Thr Ser Ala Ser Leu Ala Ile Thr Gly Leu
65 70 75 80

Gln Ala Glu Asp Glu Ala Asp Tyr Tyr Cys Gln Ser Tyr Asp Tyr Ser
85 90 95

Leu Arg Val Tyr Val Phe Gly Gly Gly Thr Lys Leu Thr Val Leu
100 105 110

<210> 26
<211> 14
<212> PRT
<213> artificial

<220>
<223> Synthetic polypeptide

<400> 26

Thr Gly Ser Ser Ser Asn Ile Gly Ala Gly Tyr Asp Val His
1 5 10

<210> 27
<211> 7
<212> PRT
<213> artificial

<220>
<223> Synthetic polypeptide

<400> 27

Gly Asn Arg Asn Arg Pro Ser
1   5

<210> 28
<211> 11
<212> PRT
<213> artificial

<220>
<223> Synthetic polypeptide

<400> 28

Gln Ser Tyr Asp Tyr Ser Leu Arg Val Tyr Val
1   5   10

<210> 29
<211> 111
<212> PRT
<213> artificial

<220>
<223> Synthetic polypeptide

<400> 29

Gln Ser Val Leu Thr Gln Pro Pro Ser Val Ser Gly Ala Pro Gly Gln
1   5   10   15

Arg Val Thr Ile Ser Cys Thr Gly Ser Ser Ser Asn Ile Gly Ala His
            20   25   30

Tyr Asp Val His Trp Tyr Gln Gln Leu Pro Gly Thr Ala Pro Lys Leu
        35   40   45

Leu Ile Tyr Gly Asn Asp Asn Arg Pro Ser Gly Val Pro Asp Arg Phe
    50   55   60

Ser Gly Ser Lys Ser Gly Thr Ser Ala Ser Leu Ala Ile Thr Gly Leu
65   70   75   80

Gln Ala Glu Asp Glu Ala Asp Tyr Tyr Cys Gln Ser Tyr Asp Tyr Ser
                85   90   95

Leu Lys Ala Tyr Val Phe Gly Gly Gly Thr Lys Leu Thr Val Leu
            100   105   110

<210> 30
<211> 14
<212> PRT
<213> artificial

<220>
<223> Synthetic polypeptide

<400> 30

Thr Gly Ser Ser Ser Asn Ile Gly Ala Gly Tyr Asp Val His
1   5   10

<210> 31
<211> 7
<212> PRT
<213> artificial

<220>
<223> Synthetic polypeptide

<400> 31

Gly Asn Asp Asn Arg Pro Ser
1   5

<210> 32
<211> 11
<212> PRT
<213> artificial

<220>
<223> Synthetic polypeptide

<400> 32

Gln Ser Tyr Asp Tyr Ser Leu Lys Ala Tyr Val
1   5   10

<210> 33
<211> 111
<212> PRT
<213> artificial

<220>
<223> Synthetic polypeptide

<400> 33

Gln Ser Val Leu Thr Gln Pro Pro Ser Val Ser Gly Ala Pro Gly Gln
1   5   10   15

Arg Val Thr Ile Ser Cys Thr Gly Ser Ser Ser Asn Ile Gly Ala Gly
            20   25   30

Tyr Asp Val His Trp Tyr Gln Gln Leu Pro Gly Thr Ala Pro Lys Leu
        35   40   45

Leu Ile Tyr Gly Asn Thr Asn Arg Pro Ser Gly Val Pro Asp Arg Phe
    50   55   60

Ser Gly Ser Lys Ser Gly Thr Ser Ala Ser Leu Ala Ile Thr Gly Leu
65   70   75   80

Gln Ala Glu Asp Glu Ala Asp Tyr Tyr Cys Gln Ser Tyr Asp Ile Ser
                85   90   95

Leu Ser Gly Trp Val Phe Gly Gly Gly Thr Lys Leu Thr Val Leu
100 105 110

<210> 34
<211> 14
<212> PRT
<213> artificial

<220>
<223> Synthetic polypeptide

<400> 34

Thr Gly Ser Ser Ser Asn Ile Gly Ala Gly Tyr Asp Val His
1 5 10

<210> 35
<211> 7
<212> PRT
<213> artificial

<220>
<223> Synthetic polypeptide

<400> 35

Gly Asn Thr Asn Arg Pro Ser
1 5

<210> 36
<211> 11
<212> PRT
<213> artificial

<220>
<223> Synthetic polypeptide

<400> 36

Gln Ser Tyr Asp Ile Ser Leu Ser Gly Trp Val
1 5 10

<210> 37
<211> 108
<212> PRT
<213> artificial

<220>
<223> Synthetic polypeptide

<400> 37

Glu Ile Val Leu Thr Gln Ser Pro Gly Thr Leu Ser Leu Ser Pro Gly
1 5 10 15

Glu Arg Ala Thr Leu Ser Cys Arg Ala Ser Gln Ser Val Ser Ser Asn
20 25 30

Tyr Leu Ala Trp Tyr Gln Gln Lys Pro Gly Gln Ala Pro Lys Leu Leu
        35   40   45

Ile Tyr Ser Ala Ser Ser Leu Gln Ser Gly Val Pro Ser Arg Phe Ser
    50   55   60

Gly Ser Gly Ser Gly Thr Asp Phe Thr Leu Thr Ile Ser Ser Leu Gln
65   70   75   80

Pro Glu Asp Phe Ala Thr Tyr Tyr Cys Gln Gln Thr Tyr Ser Tyr Pro
                85   90   95

Pro Thr Phe Gly Gln Gly Thr Lys Val Glu Ile Lys
            100   105

<210> 38
<211> 12
<212> PRT
<213> artificial

<220>
<223> Synthetic polypeptide

<400> 38

Arg Ala Ser Gln Ser Val Ser Ser Asn Tyr Leu Ala
1   5   10

<210> 39
<211> 7
<212> PRT
<213> artificial

<220>
<223> Synthetic polypeptide

<400> 39

Ser Ala Ser Ser Leu Gln Ser
1   5

<210> 40
<211> 9
<212> PRT
<213> artificial

<220>
<223> Synthetic polypeptide

<400> 40

Gln Gln Thr Tyr Ser Tyr Pro Pro Thr
1   5

<210> 41
<211> 107

<212> PRT
<213> artificial

<220>
<223> Synthetic polypeptide

<400> 41

Asp Ile Gln Met Thr Gln Ser Pro Ser Ser Leu Ser Ala Ser Val Gly
1 5 10 15

Asp Arg Val Thr Ile Thr Cys Arg Ala Ser Gln Thr Ile Tyr Lys Tyr
20 25 30

Leu Asn Trp Tyr Gln Gln Lys Pro Gly Lys Ala Pro Lys Leu Leu Ile
35 40 45

Tyr Ala Ala Ser Ser Leu Gln Ser Gly Val Pro Ser Arg Phe Ser Gly
50 55 60

Ser Gly Ser Gly Thr Asp Phe Thr Leu Thr Ile Ser Ser Leu Gln Pro
65 70 75 80

Glu Asp Phe Ala Thr Tyr Tyr Cys Gln Gln Tyr Ser Ser Ile Pro Tyr
85 90 95

Thr Phe Gly Gln Gly Thr Lys Val Glu Ile Lys
100 105

<210> 42
<211> 11
<212> PRT
<213> artificial

<220>
<223> Synthetic polypeptide

<400> 42

Arg Ala Ser Gln Thr Ile Tyr Lys Tyr Leu Asn
1 5 10

<210> 43
<211> 7
<212> PRT
<213> artificial

<220>
<223> Synthetic polypeptide

<400> 43

Ala Ala Ser Ser Leu Gln Ser
1 5

<210> 44

<211> 9
<212> PRT
<213> artificial

<220>
<223> Synthetic polypeptide

<400> 44

Gln Gln Tyr Ser Ser Ile Pro Tyr Thr
1 5

<210> 45
<211> 120
<212> PRT
<213> artificial

<220>
<223> Synthetic polypeptide

<400> 45

Gln Val Gln Leu Val Glu Ser Gly Gly Gly Val Val Gln Pro Gly Arg
1 5 10 15

Ser Leu Arg Leu Ser Cys Ala Ala Ser Gly Phe Ser Phe Ser Ala Tyr
20 25 30

Ala Met His Trp Val Arg Gln Ala Pro Gly Lys Gly Leu Glu Trp Val
35 40 45

Ala Val Ile Ser Tyr Asp Gly Thr Asn Glu Tyr Tyr Ala Asp Ser Val
50 55 60

Lys Gly Arg Phe Thr Ile Ser Arg Asp Asn Ser Lys Asn Thr Leu Tyr
65 70 75 80

Leu Gln Met Asn Ser Leu Arg Ala Glu Asp Thr Ala Val Tyr Tyr Cys
85 90 95

Ala Arg Gly Ile Arg Ile Phe Thr Ser Tyr Phe Asp Ser Trp Gly Gln
100 105 110

Gly Thr Leu Val Thr Val Ser Ser
115 120

<210> 46
<211> 7
<212> PRT
<213> artificial

<220>
<223> Synthetic polypeptide

<400> 46

Ser Ala Tyr Ala Met His Trp
1   5

<210> 47
<211> 13
<212> PRT
<213> artificial

<220>
<223> Synthetic polypeptide

<400> 47

Val Ile Ser Tyr Asp Gly Thr Asn Glu Tyr Tyr Ala Asp
1   5   10

<210> 48
<211> 13
<212> PRT
<213> artificial

<220>
<223> Synthetic polypeptide

<400> 48

Ala Arg Gly Ile Arg Ile Phe Thr Ser Tyr Phe Asp Ser
1   5   10

<210> 49
<211> 123
<212> PRT
<213> artificial

<220>
<223> Synthetic polypeptide

<400> 49

Gln Leu Gln Leu Gln Glu Ser Gly Pro Gly Leu Val Lys Pro Ser Glu
1   5   10   15

Thr Leu Ser Leu Thr Cys Thr Val Ser Gly Gly Ser Ile Ser Thr Ser
            20   25   30

Ser Tyr Tyr Trp Gly Trp Ile Arg Gln Pro Pro Gly Lys Gly Leu Glu
        35   40   45

Trp Ile Gly Ser Ile Tyr Tyr Thr Gly Asn Thr Tyr Tyr Asn Pro Ser
    50   55   60

Leu Lys Ser Arg Val Thr Ile Ser Val Asp Thr Ser Lys Asn Gln Phe
65   70   75   80

Ser Leu Lys Leu Ser Ser Val Thr Ala Ala Asp Thr Ala Val Tyr Tyr
                85   90   95

```
Cys Ala Arg Val Arg Tyr Gly Val Gly Val Pro Arg Tyr Phe Asp Pro
            100                 105                 110


Trp Gly Gln Gly Thr Leu Val Thr Val Ser Ser
        115                 120


<210>  50
<211>  7
<212>  PRT
<213>  artificial

<220>
<223>  Synthetic polypeptide

<400>  50

Ser Thr Ser Ser Tyr Tyr Trp
1               5


<210>  51
<211>  12
<212>  PRT
<213>  artificial

<220>
<223>  Synthetic polypeptide

<400>  51

Ser Ile Tyr Tyr Thr Gly Asn Thr Tyr Tyr Asn Pro
1               5                   10


<210>  52
<211>  15
<212>  PRT
<213>  artificial

<220>
<223>  Synthetic polypeptide

<400>  52

Ala Arg Val Arg Tyr Gly Val Gly Val Pro Arg Tyr Phe Asp Pro
1               5                   10                  15


<210>  53
<211>  123
<212>  PRT
<213>  artificial

<220>
<223>  Synthetic polypeptide

<400>  53

Gln Leu Gln Leu Gln Glu Ser Gly Pro Gly Leu Val Lys Pro Ser Glu
1               5                   10                  15
```

```
Thr Leu Ser Leu Thr Cys Thr Val Ser Gly Gly Ser Ile Ser Ser Thr
            20                  25                  30


Ser Tyr Tyr Trp Gly Trp Ile Arg Gln Pro Pro Gly Lys Gly Leu Glu
        35                  40                  45


Trp Ile Gly Ser Ile His Tyr Ser Gly Asn Thr Tyr Tyr Asn Pro Ser
    50                  55                  60


Leu Lys Ser Arg Val Thr Ile Ser Val Asp Thr Ser Lys Asn Gln Phe
65                  70                  75                  80


Ser Leu Lys Leu Ser Ser Val Thr Ala Ala Asp Thr Ala Val Tyr Tyr
                85                  90                  95


Cys Ala Arg Val His Tyr Gly Gly Tyr Ile Pro Arg Arg Phe Asp His
            100                 105                 110


Trp Gly Gln Gly Thr Leu Val Thr Val Ser Ser
        115                 120
```

<210> 54
<211> 7
<212> PRT
<213> artificial

<220>
<223> Synthetic polypeptide

<400> 54

```
Ser Ser Thr Ser Tyr Tyr Trp
1               5
```

<210> 55
<211> 12
<212> PRT
<213> artificial

<220>
<223> Synthetic polypeptide

<400> 55

```
Ser Ile His Tyr Ser Gly Asn Thr Tyr Tyr Asn Pro
1               5                   10
```

<210> 56
<211> 15
<212> PRT
<213> artificial

<220>
<223> Synthetic polypeptide

<400> 56

Ala Arg Val His Tyr Gly Gly Tyr Ile Pro Arg Arg Phe Asp His
1   5   10   15

<210> 57
<211> 121
<212> PRT
<213> artificial

<220>
<223> Synthetic polypeptide

<400> 57

Gln Leu Gln Leu Gln Glu Ser Gly Pro Gly Leu Val Lys Pro Ser Glu
1   5   10   15

Thr Leu Ser Leu Thr Cys Thr Val Ser Gly Gly Ser Ile Gly Ser Arg
            20   25   30

Ser Tyr Tyr Trp Gly Trp Ile Arg Gln Pro Pro Gly Lys Gly Leu Glu
        35   40   45

Trp Ile Gly Ser Ile His Tyr Ser Gly Thr Thr Tyr Tyr Asn Pro Ser
    50   55   60

Leu Lys Ser Arg Val Thr Ile Ser Val Asp Thr Ser Lys Asn Gln Phe
65   70   75   80

Ser Leu Lys Leu Ser Ser Val Thr Ala Ala Asp Thr Ala Val Tyr Tyr
                85   90   95

Cys Ala Arg Val Ala Pro Ser Tyr Pro Arg Val Phe Asp Tyr Trp Gly
            100   105   110

Gln Gly Thr Leu Val Thr Val Ser Ser
        115   120

<210> 58
<211> 7
<212> PRT
<213> artificial

<220>
<223> Synthetic polypeptide

<400> 58

Gly Ser Arg Ser Tyr Tyr Trp
1   5

<210> 59
<211> 12
<212> PRT
<213> artificial

<220>
<223> Synthetic polypeptide

<400> 59

Ser Ile His Tyr Ser Gly Thr Thr Tyr Tyr Asn Pro
1   5   10

<210> 60
<211> 13
<212> PRT
<213> artificial

<220>
<223> Synthetic polypeptide

<400> 60

Ala Arg Val Ala Pro Ser Tyr Pro Arg Val Phe Asp Tyr
1   5   10

<210> 61
<211> 122
<212> PRT
<213> artificial

<220>
<223> Synthetic polypeptide

<400> 61

Glu Val Gln Leu Leu Glu Ser Gly Gly Gly Leu Val Gln Pro Gly Gly
1   5   10   15

Ser Leu Arg Leu Ser Cys Ala Ala Ser Gly Phe Thr Phe Ser Thr Tyr
            20   25   30

Ala Met Ser Trp Val Arg Gln Ala Pro Gly Lys Gly Leu Glu Trp Val
        35   40   45

Ser Gly Ile Ser Gly Gly Ser Gly Tyr Thr Tyr Tyr Ala Asp Ser Val
    50   55   60

Lys Gly Arg Phe Thr Ile Ser Arg Asp Asn Ser Lys Asn Thr Leu Tyr
65   70   75   80

Leu Gln Met Asn Ser Leu Arg Ala Glu Asp Thr Ala Val Tyr Tyr Cys
                85   90   95

Ala Arg Val Val Thr Tyr Arg Asp Pro Pro Ala Ser Phe Asp Tyr Trp
            100   105   110

Gly Gln Gly Thr Leu Val Thr Val Ser Ser
        115   120

<210> 62
<211> 6
<212> PRT
<213> artificial

<220>
<223> Synthetic polypeptide

<400> 62

Ser Thr Tyr Ala Met Ser
1   5

<210> 63
<211> 13
<212> PRT
<213> artificial

<220>
<223> Synthetic polypeptide

<400> 63

Gly Ile Ser Gly Gly Ser Gly Tyr Thr Tyr Tyr Ala Asp
1   5   10

<210> 64
<211> 15
<212> PRT
<213> artificial

<220>
<223> Synthetic polypeptide

<400> 64

Ala Arg Val Val Thr Tyr Arg Asp Pro Pro Ala Ser Phe Asp Tyr
1   5   10   15

<210> 65
<211> 122
<212> PRT
<213> artificial

<220>
<223> Synthetic polypeptide

<400> 65

Gln Leu Gln Leu Gln Glu Ser Gly Pro Gly Leu Val Lys Pro Ser Glu
1   5   10   15

Thr Leu Ser Leu Thr Cys Thr Val Ser Gly Gly Ser Ile Thr Ser Ser
            20   25   30

Asn Tyr Tyr Trp Gly Trp Ile Arg Gln Pro Pro Gly Lys Gly Leu Glu
        35   40   45

```
Trp Ile Gly Ser Ile Asp Tyr Thr Gly Ser Thr Tyr Tyr Asn Pro Ser
    50                  55                  60


Leu Lys Ser Arg Val Thr Ile Ser Val Asp Thr Ser Lys Asn Gln Phe
65                  70                  75                  80


Ser Leu Lys Leu Ser Ser Val Thr Ala Ala Asp Thr Ala Val Tyr Tyr
                85                  90                  95


Cys Ala Arg Gly Lys Tyr Tyr Glu Thr Tyr Leu Gly Phe Asp Val Trp
            100                 105                 110


Gly Gln Gly Thr Leu Val Thr Val Ser Ser
        115                 120


<210>  66
<211>  7
<212>  PRT
<213>  artificial

<220>
<223>  Synthetic polypeptide

<400>  66

Thr Ser Ser Asn Tyr Tyr Trp
1               5


<210>  67
<211>  12
<212>  PRT
<213>  artificial

<220>
<223>  Synthetic polypeptide

<400>  67

Ser Ile Asp Tyr Thr Gly Ser Thr Tyr Tyr Asn Pro
1               5                   10


<210>  68
<211>  14
<212>  PRT
<213>  artificial

<220>
<223>  Synthetic polypeptide

<400>  68

Ala Arg Gly Lys Tyr Tyr Glu Thr Tyr Leu Gly Phe Asp Val
1               5                   10


<210>  69
<211>  125
<212>  PRT
```

<213> artificial

<220>
<223> Synthetic polypeptide

<400> 69

Gln Val Gln Leu Val Glu Ser Gly Gly Gly Val Val Gln Pro Gly Arg
1 5 10 15

Ser Leu Arg Leu Ser Cys Ala Ala Ser Gly Phe Thr Phe Ser Ser Tyr
20 25 30

Gly Met His Trp Val Arg Gln Ala Pro Gly Lys Gly Leu Glu Trp Val
35 40 45

Ala Val Ile Ser Tyr Gly Gly Ser Glu Arg Tyr Tyr Ala Asp Ser Val
50 55 60

Lys Gly Arg Phe Thr Ile Ser Arg Asp Asn Ser Lys Asn Thr Leu Tyr
65 70 75 80

Leu Gln Met Asn Ser Leu Arg Ala Glu Asp Thr Ala Val Tyr Tyr Cys
85 90 95

Ala Arg Glu Pro Trp Tyr Ser Ser Arg Gly Trp Thr Gly Tyr Gly Phe
100 105 110

Asp Val Trp Gly Gln Gly Thr Leu Val Thr Val Ser Ser
115 120 125

<210> 70
<211> 6
<212> PRT
<213> artificial

<220>
<223> Synthetic polypeptide

<400> 70

Ser Ser Tyr Gly Met His
1 5

<210> 71
<211> 13
<212> PRT
<213> artificial

<220>
<223> Synthetic polypeptide

<400> 71

Val Ile Ser Tyr Gly Gly Ser Glu Arg Tyr Tyr Ala Asp
1 5 10

<210> 72
<211> 18
<212> PRT
<213> artificial

<220>
<223> Synthetic polypeptide

<400> 72

Ala Arg Glu Pro Trp Tyr Ser Ser Arg Gly Trp Thr Gly Tyr Gly Phe
1 5 10 15

Asp Val

<210> 73
<211> 120
<212> PRT
<213> artificial

<220>
<223> Synthetic polypeptide

<400> 73

Gln Val Gln Leu Val Gln Ser Gly Ala Glu Val Lys Lys Pro Gly Ser
1 5 10 15

Ser Val Lys Val Ser Cys Lys Ala Ser Gly Gly Thr Phe Ser Asn Tyr
20 25 30

Ala Ile Ser Trp Val Arg Gln Ala Pro Gly Gln Gly Leu Glu Trp Met
35 40 45

Gly Gly Ile Leu Pro Ile Leu Gly Thr Val Asp Tyr Ala Gln Lys Phe
50 55 60

Gln Gly Arg Val Thr Ile Thr Ala Asp Glu Ser Thr Ser Thr Ala Tyr
65 70 75 80

Met Glu Leu Ser Ser Leu Arg Ser Glu Asp Thr Ala Val Tyr Tyr Cys
85 90 95

Ala Arg Glu Pro Trp Tyr Arg Leu Gly Ala Phe Asp Val Trp Gly Gln
100 105 110

Gly Thr Leu Val Thr Val Ser Ser
115 120

<210> 74
<211> 6
<212> PRT

<213> artificial

<220>
<223> Synthetic polypeptide

<400> 74

Ser Asn Tyr Ala Ile Ser
1 5

<210> 75
<211> 13
<212> PRT
<213> artificial

<220>
<223> Synthetic polypeptide

<400> 75

Gly Ile Leu Pro Ile Leu Gly Thr Val Asp Tyr Ala Gln
1 5 10

<210> 76
<211> 13
<212> PRT
<213> artificial

<220>
<223> Synthetic polypeptide

<400> 76

Ala Arg Glu Pro Trp Tyr Arg Leu Gly Ala Phe Asp Val
1 5 10

<210> 77
<211> 111
<212> PRT
<213> artificial

<220>
<223> Synthetic polypeptide

<400> 77

Glu Ser Val Leu Thr Gln Pro Pro Ser Val Ser Gly Ala Pro Gly Gln
1 5 10 15

Arg Val Thr Ile Ser Cys Thr Gly Ser Ser Ser Asn Ile Gly Ala His
20 25 30

Tyr Asp Val His Trp Tyr Gln Gln Leu Pro Gly Thr Ala Pro Lys Leu
35 40 45

Leu Ile Tyr Gly Asn Asp Asn Arg Pro Ser Gly Val Pro Asp Arg Phe
50 55 60

Ser Gly Ser Lys Ser Gly Thr Ser Ala Ser Leu Ala Ile Thr Gly Leu
65 70 75 80

Gln Ala Glu Asp Glu Ala Asp Tyr Tyr Cys Gln Ser Tyr Asp Tyr Ser
85 90 95

Leu Ser Gly Tyr Val Phe Gly Gly Gly Thr Lys Leu Thr Val Leu
100 105 110

<210> 78
<211> 111
<212> PRT
<213> artificial

<220>
<223> Synthetic polypeptide

<400> 78

Glu Ser Val Leu Thr Gln Pro Pro Ser Val Ser Gly Ala Pro Gly Gln
1 5 10 15

Arg Val Thr Ile Ser Cys Thr Gly Ser Ser Ser Asn Ile Gly Ala Gly
20 25 30

Tyr Asp Val His Trp Tyr Gln Gln Leu Pro Gly Thr Ala Pro Lys Leu
35 40 45

Leu Ile Tyr Gly Asn Thr Asn Arg Pro Ser Gly Val Pro Asp Arg Phe
50 55 60

Ser Gly Ser Lys Ser Gly Thr Ser Ala Ser Leu Ala Ile Thr Gly Leu
65 70 75 80

Gln Ala Glu Asp Glu Ala Asp Tyr Tyr Cys Gln Ser Tyr Asp Ile Ser
85 90 95

Leu Ser Gly Trp Val Phe Gly Gly Gly Thr Lys Leu Thr Val Leu
100 105 110

<210> 79
<211> 123
<212> PRT
<213> artificial

<220>
<223> Synthetic polypeptide

<400> 79

Glu Leu Gln Leu Gln Glu Ser Gly Pro Gly Leu Val Lys Pro Ser Glu
1 5 10 15

Thr Leu Ser Leu Thr Cys Thr Val Ser Gly Gly Ser Ile Ser Thr Ser

```
            20                  25                  30

Ser Tyr Tyr Trp Gly Trp Ile Arg Gln Pro Pro Gly Lys Gly Leu Glu
        35                  40                  45

Trp Ile Gly Ser Ile Tyr Tyr Thr Gly Asn Thr Tyr Tyr Asn Pro Ser
    50                  55                  60

Leu Lys Ser Arg Val Thr Ile Ser Val Asp Thr Ser Lys Asn Gln Phe
65                  70                  75                  80

Ser Leu Lys Leu Ser Ser Val Thr Ala Ala Asp Thr Ala Val Tyr Tyr
                85                  90                  95

Cys Ala Arg Val Arg Tyr Gly Val Gly Val Pro Arg Tyr Phe Asp Pro
            100                 105                 110

Trp Gly Gln Gly Thr Leu Val Thr Val Ser Ser
        115                 120


<210>  80
<211>  122
<212>  PRT
<213>  artificial

<220>
<223>  Synthetic polypeptide

<400>  80

Glu Leu Gln Leu Gln Glu Ser Gly Pro Gly Leu Val Lys Pro Ser Glu
1               5                   10                  15

Thr Leu Ser Leu Thr Cys Thr Val Ser Gly Gly Ser Ile Thr Ser Ser
            20                  25                  30

Asn Tyr Tyr Trp Gly Trp Ile Arg Gln Pro Pro Gly Lys Gly Leu Glu
        35                  40                  45

Trp Ile Gly Ser Ile Asp Tyr Thr Gly Ser Thr Tyr Tyr Asn Pro Ser
    50                  55                  60

Leu Lys Ser Arg Val Thr Ile Ser Val Asp Thr Ser Lys Asn Gln Phe
65                  70                  75                  80

Ser Leu Lys Leu Ser Ser Val Thr Ala Ala Asp Thr Ala Val Tyr Tyr
                85                  90                  95

Cys Ala Arg Gly Lys Tyr Tyr Glu Thr Tyr Leu Gly Phe Asp Val Trp
            100                 105                 110
```

Gly Gln Gly Thr Leu Val Thr Val Ser Ser
        115   120

<210> 81
<211> 122
<212> PRT
<213> artificial

<220>
<223> Synthetic polypeptide

<400> 81

Glu Leu Gln Leu Gln Glu Ser Gly Pro Gly Leu Val Lys Pro Ser Glu
1   5   10   15

Thr Leu Ser Leu Thr Cys Thr Val Ser Gly Gly Ser Ile Thr Ser Thr
            20   25   30

Asn Tyr Tyr Trp Gly Trp Ile Arg Gln Pro Pro Gly Lys Gly Leu Glu
        35   40   45

Trp Ile Gly Asn Ile Asp Tyr Thr Gly Ser Thr Tyr Tyr Asn Ala Ser
    50   55   60

Leu Lys Ser Arg Val Thr Ile Ser Val Asp Thr Ser Lys Asn Gln Phe
65   70   75   80

Ser Leu Lys Leu Ser Ser Val Thr Ala Ala Asp Thr Ala Val Tyr Tyr
                85   90   95

Cys Ala Thr Gly Lys Tyr Tyr Glu Thr Tyr Leu Gly Phe Asp Val Trp
            100   105   110

Gly Gln Gly Thr Leu Val Thr Val Ser Ser
        115   120

<210> 82
<211> 7
<212> PRT
<213> artificial

<220>
<223> Synthetic polypeptide

<400> 82

Thr Ser Thr Asn Tyr Tyr Trp
1   5

<210> 83
<211> 12
<212> PRT
<213> artificial

<220>
<223> Synthetic polypeptide

<400> 83

Asn Ile Asp Tyr Thr Gly Ser Thr Tyr Tyr Asn Ala
1   5   10

<210> 84
<211> 14
<212> PRT
<213> artificial

<220>
<223> Synthetic polypeptide

<400> 84

Ala Thr Gly Lys Tyr Tyr Glu Thr Tyr Leu Gly Phe Asp Val
1   5   10

<210> 85
<211> 122
<212> PRT
<213> artificial

<220>
<223> Synthetic polypeptide

<400> 85

Glu Leu Gln Leu Gln Glu Ser Gly Pro Gly Leu Val Lys Pro Ser Glu
1   5   10   15

Thr Leu Ser Leu Thr Cys Thr Val Ser Gly Gly Ser Ile Thr Ser Ser
            20   25   30

Asn Ala Tyr Trp Gly Trp Ile Arg Gln Pro Pro Gly Lys Gly Leu Glu
        35   40   45

Trp Ile Gly Ser Ile Asp Tyr Thr Gly Ser Thr Ala Tyr Asn Pro Ser
    50   55   60

Leu Lys Ser Arg Val Thr Ile Ser Val Asp Thr Ser Lys Asn Gln Phe
65   70   75   80

Ser Leu Lys Leu Ser Ser Val Thr Ala Ala Asp Thr Ala Val Tyr Tyr
                85   90   95

Cys Ala His Gly Lys Tyr Tyr Glu Thr Tyr Leu Gly Phe Asp Val Trp
            100   105   110

Gly Gln Gly Thr Leu Val Thr Val Ser Ser
        115   120

<210> 86
<211> 7
<212> PRT
<213> artificial

<220>
<223> Synthetic polypeptide

<400> 86

Thr Ser Ser Asn Ala Tyr Trp
1   5

<210> 87
<211> 12
<212> PRT
<213> artificial

<220>
<223> Synthetic polypeptide

<400> 87

Ser Ile Asp Tyr Thr Gly Ser Thr Ala Tyr Asn Pro
1   5   10

<210> 88
<211> 14
<212> PRT
<213> artificial

<220>
<223> Synthetic polypeptide

<400> 88

Ala His Gly Lys Tyr Tyr Glu Thr Tyr Leu Gly Phe Asp Val
1   5   10

<210> 89
<211> 122
<212> PRT
<213> artificial

<220>
<223> Synthetic polypeptide

<400> 89

Glu Leu Gln Leu Gln Glu Ser Gly Pro Gly Leu Val Lys Pro Ser Glu
1   5   10   15

Thr Leu Ser Leu Thr Cys Thr Val Ser Gly Gly Ser Ile Thr Ala Ser
            20   25   30

Asn Tyr Tyr Trp Gly Trp Ile Arg Gln Pro Pro Gly Lys Gly Leu Glu
        35   40   45

Trp Ile Gly Ser Ile Asp Tyr Thr Gly Ser Thr Tyr Tyr Asn Thr Ser

```
    50                  55                  60

Leu Lys Ser Arg Val Thr Ile Ser Val Asp Thr Ser Lys Asn Gln Phe
65                  70                  75                  80

Ser Leu Lys Leu Ser Ser Val Thr Ala Ala Asp Thr Ala Val Tyr Tyr
                85                  90                  95

Cys Ala Thr Gly Lys Tyr Tyr Glu Thr Tyr Leu Gly Phe Asp Val Trp
            100                 105                 110

Gly Gln Gly Thr Leu Val Thr Val Ser Ser
        115                 120
```

<210> 90
<211> 7
<212> PRT
<213> artificial

<220>
<223> Synthetic polypeptide

<400> 90

```
Thr Ala Ser Asn Tyr Tyr Trp
1               5
```

<210> 91
<211> 12
<212> PRT
<213> artificial

<220>
<223> Synthetic polypeptide

<400> 91

```
Ser Ile Asp Tyr Thr Gly Ser Thr Tyr Tyr Asn Thr
1               5                   10
```

<210> 92
<211> 14
<212> PRT
<213> artificial

<220>
<223> Synthetic polypeptide

<400> 92

```
Ala Thr Gly Lys Tyr Tyr Glu Thr Tyr Leu Gly Phe Asp Val
1               5                   10
```

<210> 93
<211> 122
<212> PRT
<213> artificial

<220>
<223> Synthetic polypeptide

<400> 93

Glu Leu Gln Leu Gln Glu Ser Gly Pro Gly Leu Val Lys Pro Ser Glu
1   5   10   15

Thr Leu Ser Leu Thr Cys Thr Val Ser Gly Gly Ser Ile Thr Ala Ser
            20   25   30

Asn Tyr Tyr Trp Gly Trp Ile Arg Gln Pro Pro Gly Lys Gly Leu Glu
        35   40   45

Trp Ile Gly Ser Ile Asp Tyr Thr Gly Ser Thr Tyr Tyr Asn Pro Ser
    50   55   60

Leu Lys Ser Arg Val Thr Ile Ser Val Asp Thr Ser Lys Asn Gln Phe
65   70   75   80

Ser Leu Lys Leu Ser Ser Val Thr Ala Ala Asp Thr Ala Val Tyr Tyr
                85   90   95

Cys Ala Thr Gly Lys Tyr Tyr Glu Thr Tyr Leu Gly Phe Asp Val Trp
            100   105   110

Gly Gln Gly Thr Leu Val Thr Val Ser Ser
        115   120

<210> 94
<211> 7
<212> PRT
<213> artificial

<220>
<223> Synthetic polypeptide

<400> 94

Thr Ala Ser Asn Tyr Tyr Trp
1   5

<210> 95
<211> 12
<212> PRT
<213> artificial

<220>
<223> Synthetic polypeptide

<400> 95

Ser Ile Asp Tyr Thr Gly Ser Thr Tyr Tyr Asn Pro
1   5   10

<210> 96
<211> 14
<212> PRT
<213> artificial

<220>
<223> Synthetic polypeptide

<400> 96

Ala Thr Gly Lys Tyr Tyr Glu Thr Tyr Leu Gly Phe Asp Val
1 5 10

<210> 97
<211> 122
<212> PRT
<213> artificial

<220>
<223> Synthetic polypeptide

<400> 97

Glu Leu Gln Leu Gln Glu Ser Gly Pro Gly Leu Val Lys Pro Ser Glu
1 5 10 15

Thr Leu Ser Leu Thr Cys Thr Val Ser Gly Gly Ser Ile Thr Ala Ser
20 25 30

Asn Tyr Tyr Trp Gly Trp Ile Arg Gln Pro Pro Gly Lys Gly Leu Glu
35 40 45

Trp Ile Gly Ser Ile Asp Tyr Thr Gly Ser Thr Tyr Tyr Glu Pro Ser
50 55 60

Leu Lys Ser Arg Val Thr Ile Ser Val Asp Thr Ser Lys Asn Gln Phe
65 70 75 80

Ser Leu Lys Leu Ser Ser Val Thr Ala Ala Asp Thr Ala Val Tyr Tyr
85 90 95

Cys Ala Thr Gly Ser Tyr Tyr Glu Thr Tyr Leu Gly Phe Asp Val Trp
100 105 110

Gly Gln Gly Thr Leu Val Thr Val Ser Ser
115 120

<210> 98
<211> 7
<212> PRT
<213> artificial

<220>
<223> Synthetic polypeptide

<400> 98

Thr Ala Ser Asn Tyr Tyr Trp
1   5

<210> 99
<211> 12
<212> PRT
<213> artificial

<220>
<223> Synthetic polypeptide

<400> 99

Ser Ile Asp Tyr Thr Gly Ser Thr Tyr Tyr Glu Pro
1   5   10

<210> 100
<211> 14
<212> PRT
<213> artificial

<220>
<223> Synthetic polypeptide

<400> 100

Ala Thr Gly Ser Tyr Tyr Glu Thr Tyr Leu Gly Phe Asp Val
1   5   10

<210> 101
<211> 122
<212> PRT
<213> artificial

<220>
<223> Synthetic polypeptide

<400> 101

Glu Leu Gln Leu Gln Glu Ser Gly Pro Gly Leu Val Lys Pro Ser Glu
1   5   10   15

Thr Leu Ser Leu Thr Cys Thr Val Ser Gly Gly Ser Ile Thr Ala Ser
            20   25   30

Asn Tyr Tyr Trp Gly Trp Ile Arg Gln Pro Pro Gly Lys Gly Leu Glu
        35   40   45

Trp Ile Gly Ser Ile Asp Tyr Thr Gly Ser Thr Tyr Tyr Glu Pro Ser
    50   55   60

Leu Lys Ser Arg Val Thr Ile Ser Val Asp Thr Ser Lys Asn Gln Phe
65   70   75   80

Ser Leu Lys Leu Ser Ser Val Thr Ala Ala Asp Thr Ala Val Tyr Tyr

85 90 95

Cys Ala Thr Gly Asn Tyr Tyr Glu Thr Tyr Leu Gly Phe Asp Val Trp
100 105 110

Gly Gln Gly Thr Leu Val Thr Val Ser Ser
115 120

<210> 102
<211> 7
<212> PRT
<213> artificial

<220>
<223> Synthetic polypeptide

<400> 102

Thr Ala Ser Asn Tyr Tyr Trp
1 5

<210> 103
<211> 12
<212> PRT
<213> artificial

<220>
<223> Synthetic polypeptide

<400> 103

Ser Ile Asp Tyr Thr Gly Ser Thr Tyr Tyr Glu Pro
1 5 10

<210> 104
<211> 14
<212> PRT
<213> artificial

<220>
<223> Synthetic polypeptide

<400> 104

Ala Thr Gly Asn Tyr Tyr Glu Thr Tyr Leu Gly Phe Asp Val
1 5 10

<210> 105
<211> 122
<212> PRT
<213> artificial

<220>
<223> Synthetic polypeptide

<400> 105

Glu Leu Gln Leu Gln Glu Ser Gly Pro Gly Leu Val Lys Pro Ser Glu
1 5 10 15

```
Thr Leu Ser Leu Thr Cys Thr Val Ser Gly Gly Ser Ile Thr Ala Ser
            20                  25                  30


Asn Thr Tyr Trp Gly Trp Ile Arg Gln Pro Pro Gly Lys Gly Leu Glu
        35                  40                  45


Trp Ile Gly Ser Ile Asp Tyr Thr Gly Ser Thr Tyr Tyr Asn Pro Ser
    50                  55                  60


Leu Lys Ser Arg Val Thr Ile Ser Val Asp Thr Ser Lys Asn Gln Phe
65                  70                  75                  80


Ser Leu Lys Leu Ser Ser Val Thr Ala Ala Asp Thr Ala Val Tyr Tyr
                85                  90                  95


Cys Ala Thr Gly Lys Tyr Tyr Glu Thr Tyr Leu Gly Phe Asp Val Trp
            100                 105                 110


Gly Gln Gly Thr Leu Val Thr Val Ser Ser
        115                 120
```

<210> 106
<211> 7
<212> PRT
<213> artificial

<220>
<223> Synthetic polypeptide

<400> 106

```
Thr Ala Ser Asn Thr Tyr Trp
1               5
```

<210> 107
<211> 12
<212> PRT
<213> artificial

<220>
<223> Synthetic polypeptide

<400> 107

```
Ser Ile Asp Tyr Thr Gly Ser Thr Tyr Tyr Asn Pro
1               5                   10
```

<210> 108
<211> 14
<212> PRT
<213> artificial

<220>
<223> Synthetic polypeptide

<400> 108

Ala Thr Gly Lys Tyr Tyr Glu Thr Tyr Leu Gly Phe Asp Val
1 5 10

<210> 109
<211> 122
<212> PRT
<213> artificial

<220>
<223> Synthetic polypeptide

<400> 109

Glu Leu Gln Leu Gln Glu Ser Gly Pro Gly Leu Val Lys Pro Ser Glu
1 5 10 15

Thr Leu Ser Leu Thr Cys Thr Val Ser Gly Gly Ser Ile Thr Ala Ser
20 25 30

Asn Tyr Tyr Trp Gly Trp Ile Arg Gln Pro Pro Gly Lys Gly Leu Glu
35 40 45

Trp Ile Gly Ser Ile Asp Tyr Thr Gly Ser Thr Tyr Tyr Asn Pro Ser
50 55 60

Leu Lys Ser Arg Val Thr Ile Ser Val Asp Thr Ser Lys Asn Gln Phe
65 70 75 80

Ser Leu Lys Leu Ser Ser Val Thr Ala Ala Asp Thr Ala Val Tyr Tyr
85 90 95

Cys Ala Ser Gly Lys Tyr Tyr Glu Thr Tyr Leu Gly Phe Asp Val Trp
100 105 110

Gly Gln Gly Thr Leu Val Thr Val Ser Ser
115 120

<210> 110
<211> 7
<212> PRT
<213> artificial

<220>
<223> Synthetic polypeptide

<400> 110

Thr Ala Ser Asn Tyr Tyr Trp
1 5

<210> 111
<211> 12

<212> PRT
<213> artificial

<220>
<223> Synthetic polypeptide

<400> 111

Ser Ile Asp Tyr Thr Gly Ser Thr Tyr Tyr Asn Pro
1   5   10

<210> 112
<211> 14
<212> PRT
<213> artificial

<220>
<223> Synthetic polypeptide

<400> 112

Ala Ser Gly Lys Tyr Tyr Glu Thr Tyr Leu Gly Phe Asp Val
1   5   10

<210> 113
<211> 122
<212> PRT
<213> artificial

<220>
<223> Synthetic polypeptide

<400> 113

Glu Leu Gln Leu Gln Glu Ser Gly Pro Gly Leu Val Lys Pro Ser Glu
1   5   10   15

Thr Leu Ser Leu Thr Cys Thr Val Ser Gly Gly Ser Ile Thr Ser Ser
            20   25   30

Asn Tyr Tyr Trp Gly Trp Ile Arg Gln Pro Pro Gly Lys Gly Leu Glu
        35   40   45

Trp Ile Gly Ser Ile Asp Tyr Thr Gly Ser Thr Tyr Tyr Asn Pro Ser
    50   55   60

Leu Lys Ser Arg Val Thr Ile Ser Val Asp Thr Ser Lys Asn Gln Phe
65   70   75   80

Ser Leu Lys Leu Ser Ser Val Thr Ala Ala Asp Thr Ala Val Tyr Tyr
                85   90   95

Cys Ala Thr Gly Lys Tyr Tyr Glu Thr Tyr Leu Gly Phe Asp Val Trp
            100   105   110

Gly Gln Gly Thr Leu Val Thr Val Ser Ser

115 120

<210> 114
<211> 7
<212> PRT
<213> artificial

<220>
<223> Synthetic polypeptide

<400> 114

Thr Ser Ser Asn Tyr Tyr Trp
1 5

<210> 115
<211> 12
<212> PRT
<213> artificial

<220>
<223> Synthetic polypeptide

<400> 115

Ser Ile Asp Tyr Thr Gly Ser Thr Tyr Tyr Asn Pro
1 5 10

<210> 116
<211> 14
<212> PRT
<213> artificial

<220>
<223> Synthetic polypeptide

<400> 116

Ala Thr Gly Lys Tyr Tyr Glu Thr Tyr Leu Gly Phe Asp Val
1 5 10

<210> 117
<211> 122
<212> PRT
<213> artificial

<220>
<223> Synthetic polypeptide

<400> 117

Glu Leu Gln Leu Gln Glu Ser Gly Pro Gly Leu Val Lys Pro Ser Glu
1 5 10 15

Thr Leu Ser Leu Thr Cys Thr Val Ser Gly Gly Ser Ile Thr Ser Ser
20 25 30

Asn Tyr Tyr Trp Gly Trp Ile Arg Gln Pro Pro Gly Lys Gly Leu Glu
35 40 45

```
Trp Ile Gly Ser Ile Asp Tyr Thr Gly Ser Thr Tyr Tyr Gln Pro Ser
    50                  55                  60


Leu Lys Ser Arg Val Thr Ile Ser Val Asp Thr Ser Lys Asn Gln Phe
65                  70                  75                  80


Ser Leu Lys Leu Ser Ser Val Thr Ala Ala Asp Thr Ala Val Tyr Tyr
                85                  90                  95


Cys Ala Arg Gly Asn Tyr Tyr Glu Thr Tyr Leu Gly Phe Asp Val Trp
            100                 105                 110


Gly Gln Gly Thr Leu Val Thr Val Ser Ser
        115                 120


<210>  118
<211>  7
<212>  PRT
<213>  artificial

<220>
<223>  Synthetic polypeptide

<400>  118

Thr Ser Ser Asn Tyr Tyr Trp
1               5


<210>  119
<211>  12
<212>  PRT
<213>  artificial

<220>
<223>  Synthetic polypeptide

<400>  119

Ser Ile Asp Tyr Thr Gly Ser Thr Tyr Tyr Gln Pro
1               5                   10


<210>  120
<211>  14
<212>  PRT
<213>  artificial

<220>
<223>  Synthetic polypeptide

<400>  120

Ala Arg Gly Asn Tyr Tyr Glu Thr Tyr Leu Gly Phe Asp Val
1               5                   10


<210>  121
```

<211> 123
<212> PRT
<213> artificial

<220>
<223> Synthetic polypeptide

<400> 121

Glu Leu Gln Leu Gln Glu Ser Gly Pro Gly Leu Val Lys Pro Ser Glu
1 5 10 15

Thr Leu Ser Leu Thr Cys Thr Val Ser Gly Gly Ser Ile Ser Asp Ser
20 25 30

Ser Tyr Tyr Trp Gly Trp Ile Arg Gln Pro Pro Gly Lys Gly Leu Glu
35 40 45

Trp Ile Gly Ser Ile Tyr Tyr Thr Gly Asn Thr Tyr Tyr Asn Ser Ser
50 55 60

Leu Lys Ser Arg Val Thr Ile Ser Val Asp Thr Ser Lys Asn Gln Phe
65 70 75 80

Ser Leu Lys Leu Ser Ser Val Thr Ala Ala Asp Thr Ala Val Tyr Tyr
85 90 95

Cys Ala Arg Val Arg Tyr Gly Val Gly Val Pro Arg Tyr Phe Asp Pro
100 105 110

Trp Gly Gln Gly Thr Leu Val Thr Val Ser Ser
115 120

<210> 122
<211> 7
<212> PRT
<213> artificial

<220>
<223> Synthetic polypeptide

<400> 122

Ser Asp Ser Ser Tyr Tyr Trp
1 5

<210> 123
<211> 12
<212> PRT
<213> artificial

<220>
<223> Synthetic polypeptide

<400> 123

Ser Ile Tyr Tyr Thr Gly Asn Thr Tyr Tyr Asn Ser
1   5   10

<210> 124
<211> 15
<212> PRT
<213> artificial

<220>
<223> Synthetic polypeptide

<400> 124

Ala Arg Val Arg Tyr Gly Val Gly Val Pro Arg Tyr Phe Asp Pro
1   5   10   15

<210> 125
<211> 123
<212> PRT
<213> artificial

<220>
<223> Synthetic polypeptide

<400> 125

Glu Leu Gln Leu Gln Glu Ser Gly Pro Gly Leu Val Lys Pro Ser Glu
1   5   10   15

Thr Leu Ser Leu Thr Cys Thr Val Ser Gly Gly Ser Ile Ser Glu Ser
            20   25   30

Ser Tyr Tyr Trp Gly Trp Ile Arg Gln Pro Pro Gly Lys Gly Leu Glu
        35   40   45

Trp Ile Gly Ser Ile Tyr Tyr Thr Gly Asn Thr Tyr Tyr Asn Pro Ser
    50   55   60

Leu Lys Ser Arg Val Thr Ile Ser Val Asp Thr Ser Lys Asn Gln Phe
65   70   75   80

Ser Leu Lys Leu Ser Ser Val Thr Ala Ala Asp Thr Ala Val Tyr Tyr
                85   90   95

Cys Ala Gly Val Arg Tyr Gly Val Gly Val Pro Arg Tyr Phe Asp Pro
            100   105   110

Trp Gly Gln Gly Thr Leu Val Thr Val Ser Ser
        115   120

<210> 126
<211> 7
<212> PRT
<213> artificial

<220>
<223> Synthetic polypeptide

<400> 126

Ser Glu Ser Ser Tyr Tyr Trp
1   5

<210> 127
<211> 12
<212> PRT
<213> artificial

<220>
<223> Synthetic polypeptide

<400> 127

Ser Ile Tyr Tyr Thr Gly Asn Thr Tyr Tyr Asn Pro
1   5   10

<210> 128
<211> 15
<212> PRT
<213> artificial

<220>
<223> Synthetic polypeptide

<400> 128

Ala Gly Val Arg Tyr Gly Val Gly Val Pro Arg Tyr Phe Asp Pro
1   5   10   15

<210> 129
<211> 123
<212> PRT
<213> artificial

<220>
<223> Synthetic polypeptide

<400> 129

Glu Leu Gln Leu Gln Glu Ser Gly Pro Gly Leu Val Lys Pro Ser Glu
1   5   10   15

Thr Leu Ser Leu Thr Cys Thr Val Ser Gly Gly Ser Ile Ser Thr Ser
            20   25   30

Ser Asp Tyr Trp Gly Trp Ile Arg Gln Pro Pro Gly Lys Gly Leu Glu
        35   40   45

Trp Ile Gly Ser Ile Tyr Tyr Thr Gly Asn Thr Tyr Tyr Leu Pro Ser
    50   55   60

Leu Lys Ser Arg Val Thr Ile Ser Val Asp Thr Ser Lys Asn Gln Phe
65   70   75   80

```
Ser Leu Lys Leu Ser Ser Val Thr Ala Ala Asp Thr Ala Val Tyr Tyr
                85                  90                  95


Cys Ser Arg Val Arg Tyr Gly Val Gly Val Pro Arg Tyr Phe Asp Pro
            100                 105                 110


Trp Gly Gln Gly Thr Leu Val Thr Val Ser Ser
        115                 120


<210>  130
<211>  7
<212>  PRT
<213>  artificial

<220>
<223>  Synthetic polypeptide

<400>  130

Ser Thr Ser Ser Asp Tyr Trp
1               5


<210>  131
<211>  12
<212>  PRT
<213>  artificial

<220>
<223>  Synthetic polypeptide

<400>  131

Ser Ile Tyr Tyr Thr Gly Asn Thr Tyr Tyr Leu Pro
1               5                   10


<210>  132
<211>  15
<212>  PRT
<213>  artificial

<220>
<223>  Synthetic polypeptide

<400>  132

Ser Arg Val Arg Tyr Gly Val Gly Val Pro Arg Tyr Phe Asp Pro
1               5                   10                  15


<210>  133
<211>  123
<212>  PRT
<213>  artificial

<220>
<223>  Synthetic polypeptide

<400>  133
```

```
Glu Leu Gln Leu Gln Glu Ser Gly Pro Gly Leu Val Lys Pro Ser Glu
1               5                   10                  15


Thr Leu Ser Leu Thr Cys Thr Val Ser Gly Gly Ser Ile Ser Asn Ser
            20                  25                  30


Ser Tyr Tyr Trp Gly Trp Ile Arg Gln Pro Pro Gly Lys Gly Leu Glu
        35                  40                  45


Trp Ile Gly Ser Ile Tyr Tyr Thr Gly Asn Thr Tyr Tyr Leu Pro Ser
    50                  55                  60


Leu Lys Ser Arg Val Thr Ile Ser Val Asp Thr Ser Lys Asn Gln Phe
65                  70                  75                  80


Ser Leu Lys Leu Ser Ser Val Thr Ala Ala Asp Thr Ala Val Tyr Tyr
                85                  90                  95


Cys Ala Arg Val Arg Tyr Gly Val Gly Val Pro Arg Tyr Phe Asp Pro
            100                 105                 110


Trp Gly Gln Gly Thr Leu Val Thr Val Ser Ser
        115                 120


<210>  134
<211>  7
<212>  PRT
<213>  artificial

<220>
<223>  Synthetic polypeptide

<400>  134

Ser Asn Ser Ser Tyr Tyr Trp
1               5


<210>  135
<211>  12
<212>  PRT
<213>  artificial

<220>
<223>  Synthetic polypeptide

<400>  135

Ser Ile Tyr Tyr Thr Gly Asn Thr Tyr Tyr Leu Pro
1               5                   10


<210>  136
<211>  15
<212>  PRT
<213>  artificial
```

<220>
<223> Synthetic polypeptide

<400> 136

Ala Arg Val Arg Tyr Gly Val Gly Val Pro Arg Tyr Phe Asp Pro
1   5   10   15

<210> 137
<211> 123
<212> PRT
<213> artificial

<220>
<223> Synthetic polypeptide

<400> 137

Glu Leu Gln Leu Gln Glu Ser Gly Pro Gly Leu Val Lys Pro Ser Glu
1   5   10   15

Thr Leu Ser Leu Thr Cys Thr Val Ser Gly Gly Ser Ile Ser Glu Ser
            20   25   30

Ser Tyr Tyr Trp Gly Trp Ile Arg Gln Pro Pro Gly Lys Gly Leu Glu
        35   40   45

Trp Ile Gly Ser Ile Tyr Tyr Thr Gly Asn Thr Tyr Tyr Leu Pro Ser
    50   55   60

Leu Lys Ser Arg Val Thr Ile Ser Val Asp Thr Ser Lys Asn Gln Phe
65   70   75   80

Ser Leu Lys Leu Ser Ser Val Thr Ala Ala Asp Thr Ala Val Tyr Tyr
                85   90   95

Cys Ala Arg Val Arg Tyr Gly Val Gly Val Pro Arg Tyr Phe Asp Pro
            100   105   110

Trp Gly Gln Gly Thr Leu Val Thr Val Ser Ser
        115   120

<210> 138
<211> 7
<212> PRT
<213> artificial

<220>
<223> Synthetic polypeptide

<400> 138

Ser Glu Ser Ser Tyr Tyr Trp
1   5

<210> 139
<211> 12
<212> PRT
<213> artificial

<220>
<223> Synthetic polypeptide

<400> 139

Ser Ile Tyr Tyr Thr Gly Asn Thr Tyr Tyr Leu Pro
1   5   10

<210> 140
<211> 15
<212> PRT
<213> artificial

<220>
<223> Synthetic polypeptide

<400> 140

Ala Arg Val Arg Tyr Gly Val Gly Val Pro Arg Tyr Phe Asp Pro
1   5   10   15

<210> 141
<211> 123
<212> PRT
<213> artificial

<220>
<223> Synthetic polypeptide

<400> 141

Glu Leu Gln Leu Gln Glu Ser Gly Pro Gly Leu Val Lys Pro Ser Glu
1   5   10   15

Thr Leu Ser Leu Thr Cys Thr Val Ser Gly Gly Ser Ile Ser Thr Ser
            20   25   30

Ser Tyr His Trp Gly Trp Ile Arg Gln Pro Pro Gly Lys Gly Leu Glu
        35   40   45

Trp Ile Gly Ser Ile Tyr Tyr Thr Gly Asn Thr Tyr Tyr Met Pro Ser
    50   55   60

Leu Lys Ser Arg Val Thr Ile Ser Val Asp Thr Ser Lys Asn Gln Phe
65   70   75   80

Ser Leu Lys Leu Ser Ser Val Thr Ala Ala Asp Thr Ala Val Tyr Tyr
                85   90   95

Cys Val Arg Val Arg Tyr Gly Val Gly Val Pro Arg Tyr Phe Asp Pro
            100   105   110

Trp Gly Gln Gly Thr Leu Val Thr Val Ser Ser
        115   120

<210> 142
<211> 7
<212> PRT
<213> artificial

<220>
<223> Synthetic polypeptide

<400> 142

Ser Thr Ser Ser Tyr His Trp
1   5

<210> 143
<211> 12
<212> PRT
<213> artificial

<220>
<223> Synthetic polypeptide

<400> 143

Ser Ile Tyr Tyr Thr Gly Asn Thr Tyr Tyr Met Pro
1   5   10

<210> 144
<211> 15
<212> PRT
<213> artificial

<220>
<223> Synthetic polypeptide

<400> 144

Val Arg Val Arg Tyr Gly Val Gly Val Pro Arg Tyr Phe Asp Pro
1   5   10   15

<210> 145
<211> 123
<212> PRT
<213> artificial

<220>
<223> Synthetic polypeptide

<400> 145

Glu Leu Gln Leu Gln Glu Ser Gly Pro Gly Leu Val Lys Pro Ser Glu
1   5   10   15

Thr Leu Ser Leu Thr Cys Thr Val Ser Gly Gly Ser Ile Ser Arg Ser
            20   25   30

```
Ser Tyr Tyr Trp Gly Trp Ile Arg Gln Pro Pro Gly Lys Gly Leu Glu
        35                  40                  45

Trp Ile Gly Ser Ile Tyr Tyr Thr Gly Asn Thr Tyr Tyr Trp Pro Ser
    50                  55                  60

Leu Lys Ser Arg Val Thr Ile Ser Val Asp Thr Ser Lys Asn Gln Phe
65                  70                  75                  80

Ser Leu Lys Leu Ser Ser Val Thr Ala Ala Asp Thr Ala Val Tyr Tyr
                85                  90                  95

Cys Thr Arg Val Arg Tyr Gly Val Gly Val Pro Arg Tyr Phe Asp Pro
            100                 105                 110

Trp Gly Gln Gly Thr Leu Val Thr Val Ser Ser
        115                 120
```

<210> 146
<211> 7
<212> PRT
<213> artificial

<220>
<223> Synthetic polypeptide

<400> 146

```
Ser Arg Ser Ser Tyr Tyr Trp
1               5
```

<210> 147
<211> 12
<212> PRT
<213> artificial

<220>
<223> Synthetic polypeptide

<400> 147

```
Ser Ile Tyr Tyr Thr Gly Asn Thr Tyr Tyr Trp Pro
1               5                   10
```

<210> 148
<211> 15
<212> PRT
<213> artificial

<220>
<223> Synthetic polypeptide

<400> 148

```
Thr Arg Val Arg Tyr Gly Val Gly Val Pro Arg Tyr Phe Asp Pro
1               5                   10                  15
```

<210> 149
<211> 123
<212> PRT
<213> artificial

<220>
<223> Synthetic polypeptide

<400> 149

Glu Leu Gln Leu Gln Glu Ser Gly Pro Gly Leu Val Lys Pro Ser Glu
1   5   10   15

Thr Leu Ser Leu Thr Cys Thr Val Ser Gly Gly Ser Ile Ser Asp Ser
            20   25   30

Ser Tyr Tyr Trp Gly Trp Ile Arg Gln Pro Pro Gly Lys Gly Leu Glu
        35   40   45

Trp Ile Gly Ser Ile Tyr Tyr Thr Gly Glu Thr Tyr Tyr Ala Pro Ser
    50   55   60

Leu Lys Ser Arg Val Thr Ile Ser Val Asp Thr Ser Lys Asn Gln Phe
65   70   75   80

Ser Leu Lys Leu Ser Ser Val Thr Ala Ala Asp Thr Ala Val Tyr Tyr
                85   90   95

Cys Ala Arg Leu Arg Tyr Gly Val Gly Val Pro Arg Tyr Phe Asp Pro
            100   105   110

Trp Gly Gln Gly Thr Leu Val Thr Val Ser Ser
        115   120

<210> 150
<211> 7
<212> PRT
<213> artificial

<220>
<223> Synthetic polypeptide

<400> 150

Ser Asp Ser Ser Tyr Tyr Trp
1   5

<210> 151
<211> 12
<212> PRT
<213> artificial

<220>
<223> Synthetic polypeptide

<400> 151

Ser Ile Tyr Tyr Thr Gly Glu Thr Tyr Tyr Ala Pro
1 5 10

<210> 152
<211> 15
<212> PRT
<213> artificial

<220>
<223> Synthetic polypeptide

<400> 152

Ala Arg Leu Arg Tyr Gly Val Gly Val Pro Arg Tyr Phe Asp Pro
1 5 10 15

<210> 153
<211> 123
<212> PRT
<213> artificial

<220>
<223> Synthetic polypeptide

<400> 153

Glu Leu Gln Leu Gln Glu Ser Gly Pro Gly Leu Val Lys Pro Ser Glu
1 5 10 15

Thr Leu Ser Leu Thr Cys Thr Val Ser Gly Gly Ser Ile Ser Asp Ser
20 25 30

Ser Tyr Tyr Trp Gly Trp Ile Arg Gln Pro Pro Gly Lys Gly Leu Glu
35 40 45

Trp Ile Gly Ser Ile Tyr Tyr Thr Gly Glu Thr Tyr Tyr Ala Pro Ser
50 55 60

Leu Lys Ser Arg Val Thr Ile Ser Val Asp Thr Ser Lys Asn Gln Phe
65 70 75 80

Ser Leu Lys Leu Ser Ser Val Thr Ala Ala Asp Thr Ala Val Tyr Tyr
85 90 95

Cys Ala Arg Val Lys Tyr Gly Val Gly Val Pro Arg Tyr Phe Asp Pro
100 105 110

Trp Gly Gln Gly Thr Leu Val Thr Val Ser Ser
115 120

<210> 154
<211> 7

<212> PRT
<213> artificial

<220>
<223> Synthetic polypeptide

<400> 154

Ser Asp Ser Ser Tyr Tyr Trp
1   5

<210> 155
<211> 12
<212> PRT
<213> artificial

<220>
<223> Synthetic polypeptide

<400> 155

Ser Ile Tyr Tyr Thr Gly Glu Thr Tyr Tyr Ala Pro
1   5   10

<210> 156
<211> 15
<212> PRT
<213> artificial

<220>
<223> Synthetic polypeptide

<400> 156

Ala Arg Val Lys Tyr Gly Val Gly Val Pro Arg Tyr Phe Asp Pro
1   5   10   15

<210> 157
<211> 123
<212> PRT
<213> artificial

<220>
<223> Synthetic polypeptide

<400> 157

Glu Leu Gln Leu Gln Glu Ser Gly Pro Gly Leu Val Lys Pro Ser Glu
1   5   10   15

Thr Leu Ser Leu Thr Cys Thr Val Ser Gly Gly Ser Ile Ser Asp Ser
            20   25   30

Ser Tyr Tyr Trp Gly Trp Ile Arg Gln Pro Pro Gly Lys Gly Leu Glu
        35   40   45

Trp Ile Gly Ser Ile Tyr Tyr Thr Gly Glu Thr Tyr Tyr Ala Pro Ser
    50   55   60

Leu Lys Ser Arg Val Thr Ile Ser Val Asp Thr Ser Lys Asn Gln Phe
65 70 75 80

Ser Leu Lys Leu Ser Ser Val Thr Ala Ala Asp Thr Ala Val Tyr Tyr
85 90 95

Cys Ala Arg Val Arg Tyr Gly Val Gly Val Pro Arg His Phe Asp Pro
100 105 110

Trp Gly Gln Gly Thr Leu Val Thr Val Ser Ser
115 120

<210> 158
<211> 7
<212> PRT
<213> artificial

<220>
<223> Synthetic polypeptide

<400> 158

Ser Asp Ser Ser Tyr Tyr Trp
1 5

<210> 159
<211> 12
<212> PRT
<213> artificial

<220>
<223> Synthetic polypeptide

<400> 159

Ser Ile Tyr Tyr Thr Gly Glu Thr Tyr Tyr Ala Pro
1 5 10

<210> 160
<211> 15
<212> PRT
<213> artificial

<220>
<223> Synthetic polypeptide

<400> 160

Ala Arg Val Arg Tyr Gly Val Gly Val Pro Arg His Phe Asp Pro
1 5 10 15

<210> 161
<211> 123
<212> PRT
<213> artificial

<220>

<223> Synthetic polypeptide

<400> 161

Glu Leu Gln Leu Gln Glu Ser Gly Pro Gly Leu Val Lys Pro Ser Glu
1   5   10   15

Thr Leu Ser Leu Thr Cys Thr Val Ser Gly Gly Ser Ile Ser Glu Ser
            20   25   30

Ser Tyr Tyr Trp Gly Trp Ile Arg Gln Pro Pro Gly Lys Gly Leu Glu
        35   40   45

Trp Ile Gly Ser Ile Tyr Tyr Thr Gly Glu Thr Tyr Tyr Ala Pro Ser
    50   55   60

Leu Lys Ser Arg Val Thr Ile Ser Val Asp Thr Ser Lys Asn Gln Phe
65   70   75   80

Ser Leu Lys Leu Ser Ser Val Thr Ala Ala Asp Thr Ala Val Tyr Tyr
                85   90   95

Cys Ala Arg Leu Arg Tyr Gly Val Gly Val Pro Arg Tyr Phe Asp Pro
            100   105   110

Trp Gly Gln Gly Thr Leu Val Thr Val Ser Ser
        115   120

<210> 162
<211> 7
<212> PRT
<213> artificial

<220>
<223> Synthetic polypeptide

<400> 162

Ser Glu Ser Ser Tyr Tyr Trp
1   5

<210> 163
<211> 12
<212> PRT
<213> artificial

<220>
<223> Synthetic polypeptide

<400> 163

Ser Ile Tyr Tyr Thr Gly Glu Thr Tyr Tyr Ala Pro
1   5   10

<210> 164

<211> 15
<212> PRT
<213> artificial

<220>
<223> Synthetic polypeptide

<400> 164

Ala Arg Leu Arg Tyr Gly Val Gly Val Pro Arg Tyr Phe Asp Pro
1 5 10 15

<210> 165
<211> 123
<212> PRT
<213> artificial

<220>
<223> Synthetic polypeptide

<400> 165

Glu Leu Gln Leu Gln Glu Ser Gly Pro Gly Leu Val Lys Pro Ser Glu
1 5 10 15

Thr Leu Ser Leu Thr Cys Thr Val Ser Gly Gly Ser Ile Ser Glu Ser
20 25 30

Ser Tyr Tyr Trp Gly Trp Ile Arg Gln Pro Pro Gly Lys Gly Leu Glu
35 40 45

Trp Ile Gly Ser Ile Tyr Tyr Thr Gly Glu Thr Tyr Tyr Ala Pro Ser
50 55 60

Leu Lys Ser Arg Val Thr Ile Ser Val Asp Thr Ser Lys Asn Gln Phe
65 70 75 80

Ser Leu Lys Leu Ser Ser Val Thr Ala Ala Asp Thr Ala Val Tyr Tyr
85 90 95

Cys Ala Arg Val Lys Tyr Gly Val Gly Val Pro Arg Tyr Phe Asp Pro
100 105 110

Trp Gly Gln Gly Thr Leu Val Thr Val Ser Ser
115 120

<210> 166
<211> 7
<212> PRT
<213> artificial

<220>
<223> Synthetic polypeptide

<400> 166

Ser Glu Ser Ser Tyr Tyr Trp
1   5

<210> 167
<211> 12
<212> PRT
<213> artificial

<220>
<223> Synthetic polypeptide

<400> 167

Ser Ile Tyr Tyr Thr Gly Glu Thr Tyr Tyr Ala Pro
1   5   10

<210> 168
<211> 15
<212> PRT
<213> artificial

<220>
<223> Synthetic polypeptide

<400> 168

Ala Arg Val Lys Tyr Gly Val Gly Val Pro Arg Tyr Phe Asp Pro
1   5   10   15

<210> 169
<211> 217
<212> PRT
<213> artificial

<220>
<223> Synthetic polypeptide

<400> 169

Glu Ser Val Leu Thr Gln Pro Pro Ser Val Ser Gly Ala Pro Gly Gln
1   5   10   15

Arg Val Thr Ile Ser Cys Thr Gly Ser Ser Ser Asn Ile Gly Ala His
            20   25   30

Tyr Asp Val His Trp Tyr Gln Gln Leu Pro Gly Thr Ala Pro Lys Leu
        35   40   45

Leu Ile Tyr Gly Asn Asp Asn Arg Pro Ser Gly Val Pro Asp Arg Phe
    50   55   60

Ser Gly Ser Lys Ser Gly Thr Ser Ala Ser Leu Ala Ile Thr Gly Leu
65   70   75   80

Gln Ala Glu Asp Glu Ala Asp Tyr Tyr Cys Gln Ser Tyr Asp Tyr Ser
                85   90   95

Leu Ser Gly Tyr Val Phe Gly Gly Gly Thr Lys Leu Thr Val Leu Gly
100 105 110

Gln Pro Lys Ala Ala Pro Ser Val Thr Leu Phe Pro Pro Ser Ser Glu
115 120 125

Glu Leu Gln Ala Asn Lys Ala Thr Leu Val Cys Leu Ile Ser Asp Phe
130 135 140

Tyr Pro Gly Ala Val Thr Val Ala Trp Lys Ala Asp Ser Ser Pro Val
145 150 155 160

Lys Ala Gly Val Glu Thr Thr Thr Pro Ser Lys Gln Ser Asn Asn Lys
165 170 175

Tyr Ala Ala Ser Ser Tyr Leu Ser Leu Thr Pro Glu Gln Trp Lys Ser
180 185 190

His Lys Ser Tyr Ser Cys Gln Val Thr His Glu Gly Ser Thr Val Glu
195 200 205

Lys Thr Val Ala Pro Thr Glu Cys Ser
210 215

<210> 170
<211> 451
<212> PRT
<213> artificial

<220>
<223> Synthetic polypeptide

<400> 170

Glu Leu Gln Leu Gln Glu Ser Gly Pro Gly Leu Val Lys Pro Ser Glu
1 5 10 15

Thr Leu Ser Leu Thr Cys Thr Val Ser Gly Gly Ser Ile Thr Ser Ser
20 25 30

Asn Tyr Tyr Trp Gly Trp Ile Arg Gln Pro Pro Gly Lys Gly Leu Glu
35 40 45

Trp Ile Gly Ser Ile Asp Tyr Thr Gly Ser Thr Tyr Tyr Asn Pro Ser
50 55 60

Leu Lys Ser Arg Val Thr Ile Ser Val Asp Thr Ser Lys Asn Gln Phe
65 70 75 80

Ser Leu Lys Leu Ser Ser Val Thr Ala Ala Asp Thr Ala Val Tyr Tyr
85 90 95

```
Cys Ala Arg Gly Lys Tyr Tyr Glu Thr Tyr Leu Gly Phe Asp Val Trp
            100                 105                 110

Gly Gln Gly Thr Leu Val Thr Val Ser Ser Ala Ser Thr Lys Gly Pro
        115                 120                 125

Ser Val Phe Pro Leu Ala Pro Ser Ser Lys Ser Thr Ser Gly Gly Thr
    130                 135                 140

Ala Ala Leu Gly Cys Leu Val Lys Asp Tyr Phe Pro Glu Pro Val Thr
145                 150                 155                 160

Val Ser Trp Asn Ser Gly Ala Leu Thr Ser Gly Val His Thr Phe Pro
                165                 170                 175

Ala Val Leu Gln Ser Ser Gly Leu Tyr Ser Leu Ser Ser Val Val Thr
            180                 185                 190

Val Pro Ser Ser Ser Leu Gly Thr Gln Thr Tyr Ile Cys Asn Val Asn
        195                 200                 205

His Lys Pro Ser Asn Thr Lys Val Asp Lys Lys Val Glu Pro Lys Ser
    210                 215                 220

Cys Asp Lys Thr His Thr Cys Pro Pro Cys Pro Ala Pro Glu Leu Leu
225                 230                 235                 240

Gly Gly Pro Ser Val Phe Leu Phe Pro Pro Lys Pro Lys Asp Thr Leu
                245                 250                 255

Met Ile Ser Arg Thr Pro Glu Val Thr Cys Val Val Val Asp Val Ser
            260                 265                 270

His Glu Asp Pro Glu Val Lys Phe Asn Trp Tyr Val Asp Gly Val Glu
        275                 280                 285

Val His Asn Ala Lys Thr Lys Pro Arg Glu Glu Gln Tyr Gly Ser Thr
    290                 295                 300

Tyr Arg Val Val Ser Val Leu Thr Val Leu His Gln Asp Trp Leu Asn
305                 310                 315                 320

Gly Lys Glu Tyr Lys Cys Lys Val Ser Asn Lys Ala Leu Pro Ala Pro
                325                 330                 335

Ile Glu Lys Thr Ile Ser Lys Ala Lys Gly Gln Pro Arg Glu Pro Gln
            340                 345                 350
```

```
Val Tyr Thr Leu Pro Pro Ser Arg Asp Glu Leu Thr Lys Asn Gln Val
        355                 360                 365

Ser Leu Thr Cys Leu Val Lys Gly Phe Tyr Pro Ser Asp Ile Ala Val
    370                 375                 380

Glu Trp Glu Ser Asn Gly Gln Pro Glu Asn Asn Tyr Lys Thr Thr Pro
385                 390                 395                 400

Pro Val Leu Asp Ser Asp Gly Ser Phe Phe Leu Tyr Ser Lys Leu Thr
                405                 410                 415

Val Asp Lys Ser Arg Trp Gln Gln Gly Asn Val Phe Ser Cys Ser Val
            420                 425                 430

Met His Glu Ala Leu His Asn His Tyr Thr Gln Lys Ser Leu Ser Leu
        435                 440                 445

Ser Pro Gly
    450
```

<210> 171
<211> 451
<212> PRT
<213> artificial

<220>
<223> Synthetic polypeptide

<400> 171

```
Glu Leu Gln Leu Gln Glu Ser Gly Pro Gly Leu Val Lys Pro Ser Glu
1               5                   10                  15

Thr Leu Ser Leu Thr Cys Thr Val Ser Gly Gly Ser Ile Thr Ser Ser
            20                  25                  30

Asn Tyr Tyr Trp Gly Trp Ile Arg Gln Pro Pro Gly Lys Gly Leu Glu
        35                  40                  45

Trp Ile Gly Ser Ile Asp Tyr Thr Gly Ser Thr Tyr Tyr Asn Pro Ser
    50                  55                  60

Leu Lys Ser Arg Val Thr Ile Ser Val Asp Thr Ser Lys Asn Gln Phe
65                  70                  75                  80

Ser Leu Lys Leu Ser Ser Val Thr Ala Ala Asp Thr Ala Val Tyr Tyr
                85                  90                  95

Cys Ala Arg Gly Lys Tyr Tyr Glu Thr Tyr Leu Gly Phe Asp Val Trp
            100                 105                 110
```

```
Gly Gln Gly Thr Leu Val Thr Val Ser Ser Ala Ser Thr Lys Gly Pro
        115                 120                 125


Ser Val Phe Pro Leu Ala Pro Ser Ser Lys Ser Thr Ser Gly Gly Thr
    130                 135                 140


Ala Ala Leu Gly Cys Leu Val Lys Asp Tyr Phe Pro Glu Pro Val Thr
145                 150                 155                 160


Val Ser Trp Asn Ser Gly Ala Leu Thr Ser Gly Val His Thr Phe Pro
                165                 170                 175


Ala Val Leu Gln Ser Ser Gly Leu Tyr Ser Leu Ser Ser Val Val Thr
            180                 185                 190


Val Pro Ser Ser Ser Leu Gly Thr Gln Thr Tyr Ile Cys Asn Val Asn
        195                 200                 205


His Lys Pro Ser Asn Thr Lys Val Asp Lys Lys Val Glu Pro Lys Ser
    210                 215                 220


Cys Asp Lys Thr His Thr Cys Pro Pro Cys Pro Ala Pro Glu Leu Leu
225                 230                 235                 240


Gly Gly Pro Ser Val Phe Leu Phe Pro Pro Lys Pro Lys Asp Thr Leu
                245                 250                 255


Met Ile Ser Arg Thr Pro Glu Val Thr Cys Val Val Val Asp Val Ser
            260                 265                 270


His Glu Asp Pro Glu Val Lys Phe Asn Trp Tyr Val Asp Gly Val Glu
        275                 280                 285


Val His Asn Ala Lys Thr Lys Pro Arg Glu Glu Gln Tyr Gly Ser Thr
    290                 295                 300


Tyr Arg Val Val Ser Val Leu Thr Val Leu His Gln Asp Trp Leu Asn
305                 310                 315                 320


Gly Lys Glu Tyr Lys Cys Lys Val Ser Asn Lys Ala Leu Pro Ala Pro
                325                 330                 335


Ile Glu Lys Thr Ile Ser Lys Ala Lys Gly Gln Pro Arg Glu Pro Gln
            340                 345                 350


Val Tyr Thr Leu Pro Pro Ser Arg Asp Glu Leu Thr Lys Asn Gln Val
        355                 360                 365
```

```
Ser Leu Trp Cys Leu Val Lys Gly Phe Tyr Pro Ser Asp Ile Ala Val
    370                 375                 380

Glu Trp Glu Ser Asn Gly Gln Pro Glu Asn Asn Tyr Lys Thr Thr Pro
385                 390                 395                 400

Pro Val Leu Asp Ser Asp Gly Ser Phe Phe Leu Tyr Ser Lys Leu Thr
                405                 410                 415

Val Asp Lys Ser Arg Trp Gln Gln Gly Asn Val Phe Ser Cys Ser Val
            420                 425                 430

Met His Glu Ala Leu His Asn His Tyr Thr Gln Lys Ser Leu Ser Leu
        435                 440                 445

Ser Pro Gly
    450
```

<210> 172
<211> 451
<212> PRT
<213> artificial

<220>
<223> Synthetic polypeptide

<400> 172

```
Glu Leu Gln Leu Gln Glu Ser Gly Pro Gly Leu Val Lys Pro Ser Glu
1               5                   10                  15

Thr Leu Ser Leu Thr Cys Thr Val Ser Gly Gly Ser Ile Thr Ser Ser
            20                  25                  30

Asn Tyr Tyr Trp Gly Trp Ile Arg Gln Pro Pro Gly Lys Gly Leu Glu
        35                  40                  45

Trp Ile Gly Ser Ile Asp Tyr Thr Gly Ser Thr Tyr Tyr Asn Pro Ser
    50                  55                  60

Leu Lys Ser Arg Val Thr Ile Ser Val Asp Thr Ser Lys Asn Gln Phe
65                  70                  75                  80

Ser Leu Lys Leu Ser Ser Val Thr Ala Ala Asp Thr Ala Val Tyr Tyr
                85                  90                  95

Cys Ala Arg Gly Lys Tyr Tyr Glu Thr Tyr Leu Gly Phe Asp Val Trp
            100                 105                 110

Gly Gln Gly Thr Leu Val Thr Val Ser Ser Ala Ser Thr Lys Gly Pro
        115                 120                 125
```

```
Ser Val Phe Pro Leu Ala Pro Ser Ser Lys Ser Thr Ser Gly Gly Thr
    130                 135                 140

Ala Ala Leu Gly Cys Leu Val Lys Asp Tyr Phe Pro Glu Pro Val Thr
145                 150                 155                 160

Val Ser Trp Asn Ser Gly Ala Leu Thr Ser Gly Val His Thr Phe Pro
                165                 170                 175

Ala Val Leu Gln Ser Ser Gly Leu Tyr Ser Leu Ser Ser Val Val Thr
            180                 185                 190

Val Pro Ser Ser Ser Leu Gly Thr Gln Thr Tyr Ile Cys Asn Val Asn
        195                 200                 205

His Lys Pro Ser Asn Thr Lys Val Asp Lys Lys Val Glu Pro Lys Ser
    210                 215                 220

Cys Asp Lys Thr His Thr Cys Pro Pro Cys Pro Ala Pro Glu Leu Leu
225                 230                 235                 240

Gly Gly Pro Ser Val Phe Leu Phe Pro Pro Lys Pro Lys Asp Thr Leu
                245                 250                 255

Met Ile Ser Arg Thr Pro Glu Val Thr Cys Val Val Val Asp Val Ser
            260                 265                 270

His Glu Asp Pro Glu Val Lys Phe Asn Trp Tyr Val Asp Gly Val Glu
        275                 280                 285

Val His Asn Ala Lys Thr Lys Pro Arg Glu Glu Gln Tyr Gly Ser Thr
    290                 295                 300

Tyr Arg Val Val Ser Val Leu Thr Val Leu His Gln Asp Trp Leu Asn
305                 310                 315                 320

Gly Lys Glu Tyr Lys Cys Lys Val Ser Asn Lys Ala Leu Pro Ala Pro
                325                 330                 335

Ile Glu Lys Thr Ile Ser Lys Ala Lys Gly Gln Pro Arg Glu Pro Gln
            340                 345                 350

Val Tyr Thr Leu Pro Pro Ser Arg Asp Glu Leu Thr Lys Asn Gln Val
        355                 360                 365

Ser Leu Ser Cys Ala Val Lys Gly Phe Tyr Pro Ser Asp Ile Ala Val
    370                 375                 380
```

```
Glu Trp Glu Ser Asn Gly Gln Pro Glu Asn Asn Tyr Lys Thr Thr Pro
385                 390                 395                 400

Pro Val Leu Asp Ser Asp Gly Ser Phe Phe Leu Val Ser Lys Leu Thr
                405                 410                 415

Val Asp Lys Ser Arg Trp Gln Gln Gly Asn Val Phe Ser Cys Ser Val
            420                 425                 430

Met His Glu Ala Leu His Asn His Tyr Thr Gln Lys Ser Leu Ser Leu
        435                 440                 445

Ser Pro Gly
    450
```

<210> 173
<211> 451
<212> PRT
<213> artificial

<220>
<223> Synthetic polypeptide

<400> 173

```
Glu Leu Gln Leu Gln Glu Ser Gly Pro Gly Leu Val Lys Pro Ser Glu
1               5                   10                  15

Thr Leu Ser Leu Thr Cys Thr Val Ser Gly Gly Ser Ile Thr Ser Thr
            20                  25                  30

Asn Tyr Tyr Trp Gly Trp Ile Arg Gln Pro Pro Gly Lys Gly Leu Glu
        35                  40                  45

Trp Ile Gly Asn Ile Asp Tyr Thr Gly Ser Thr Tyr Tyr Asn Ala Ser
    50                  55                  60

Leu Lys Ser Arg Val Thr Ile Ser Val Asp Thr Ser Lys Asn Gln Phe
65                  70                  75                  80

Ser Leu Lys Leu Ser Ser Val Thr Ala Ala Asp Thr Ala Val Tyr Tyr
                85                  90                  95

Cys Ala Thr Gly Lys Tyr Tyr Glu Thr Tyr Leu Gly Phe Asp Val Trp
            100                 105                 110

Gly Gln Gly Thr Leu Val Thr Val Ser Ser Ala Ser Thr Lys Gly Pro
        115                 120                 125

Ser Val Phe Pro Leu Ala Pro Ser Ser Lys Ser Thr Ser Gly Gly Thr
    130                 135                 140
```

```
Ala Ala Leu Gly Cys Leu Val Lys Asp Tyr Phe Pro Glu Pro Val Thr
145                 150                 155                 160


Val Ser Trp Asn Ser Gly Ala Leu Thr Ser Gly Val His Thr Phe Pro
                165                 170                 175


Ala Val Leu Gln Ser Ser Gly Leu Tyr Ser Leu Ser Ser Val Val Thr
            180                 185                 190


Val Pro Ser Ser Ser Leu Gly Thr Gln Thr Tyr Ile Cys Asn Val Asn
        195                 200                 205


His Lys Pro Ser Asn Thr Lys Val Asp Lys Lys Val Glu Pro Lys Ser
    210                 215                 220


Cys Asp Lys Thr His Thr Cys Pro Pro Cys Pro Ala Pro Glu Leu Leu
225                 230                 235                 240


Gly Gly Pro Ser Val Phe Leu Phe Pro Pro Lys Pro Lys Asp Thr Leu
                245                 250                 255


Met Ile Ser Arg Thr Pro Glu Val Thr Cys Val Val Val Asp Val Ser
            260                 265                 270


His Glu Asp Pro Glu Val Lys Phe Asn Trp Tyr Val Asp Gly Val Glu
        275                 280                 285


Val His Asn Ala Lys Thr Lys Pro Arg Glu Glu Gln Tyr Gly Ser Thr
    290                 295                 300


Tyr Arg Val Val Ser Val Leu Thr Val Leu His Gln Asp Trp Leu Asn
305                 310                 315                 320


Gly Lys Glu Tyr Lys Cys Lys Val Ser Asn Lys Ala Leu Pro Ala Pro
                325                 330                 335


Ile Glu Lys Thr Ile Ser Lys Ala Lys Gly Gln Pro Arg Glu Pro Gln
            340                 345                 350


Val Tyr Thr Leu Pro Pro Ser Arg Asp Glu Leu Thr Lys Asn Gln Val
        355                 360                 365


Ser Leu Thr Cys Leu Val Lys Gly Phe Tyr Pro Ser Asp Ile Ala Val
    370                 375                 380


Glu Trp Glu Ser Asn Gly Gln Pro Glu Asn Asn Tyr Lys Thr Thr Pro
385                 390                 395                 400
```

Pro Val Leu Asp Ser Asp Gly Ser Phe Phe Leu Tyr Ser Lys Leu Thr
405 410 415

Val Asp Lys Ser Arg Trp Gln Gln Gly Asn Val Phe Ser Cys Ser Val
420 425 430

Met His Glu Ala Leu His Asn His Tyr Thr Gln Lys Ser Leu Ser Leu
435 440 445

Ser Pro Gly
450

<210> 174
<211> 451
<212> PRT
<213> artificial

<220>
<223> Synthetic polypeptide

<400> 174

Glu Leu Gln Leu Gln Glu Ser Gly Pro Gly Leu Val Lys Pro Ser Glu
1 5 10 15

Thr Leu Ser Leu Thr Cys Thr Val Ser Gly Gly Ser Ile Thr Ser Thr
20 25 30

Asn Tyr Tyr Trp Gly Trp Ile Arg Gln Pro Pro Gly Lys Gly Leu Glu
35 40 45

Trp Ile Gly Asn Ile Asp Tyr Thr Gly Ser Thr Tyr Tyr Asn Ala Ser
50 55 60

Leu Lys Ser Arg Val Thr Ile Ser Val Asp Thr Ser Lys Asn Gln Phe
65 70 75 80

Ser Leu Lys Leu Ser Ser Val Thr Ala Ala Asp Thr Ala Val Tyr Tyr
85 90 95

Cys Ala Thr Gly Lys Tyr Tyr Glu Thr Tyr Leu Gly Phe Asp Val Trp
100 105 110

Gly Gln Gly Thr Leu Val Thr Val Ser Ser Ala Ser Thr Lys Gly Pro
115 120 125

Ser Val Phe Pro Leu Ala Pro Ser Ser Lys Ser Thr Ser Gly Gly Thr
130 135 140

Ala Ala Leu Gly Cys Leu Val Lys Asp Tyr Phe Pro Glu Pro Val Thr
145 150 155 160

```
Val Ser Trp Asn Ser Gly Ala Leu Thr Ser Gly Val His Thr Phe Pro
                165                 170                 175

Ala Val Leu Gln Ser Ser Gly Leu Tyr Ser Leu Ser Ser Val Val Thr
            180                 185                 190

Val Pro Ser Ser Ser Leu Gly Thr Gln Thr Tyr Ile Cys Asn Val Asn
        195                 200                 205

His Lys Pro Ser Asn Thr Lys Val Asp Lys Lys Val Glu Pro Lys Ser
    210                 215                 220

Cys Asp Lys Thr His Thr Cys Pro Pro Cys Pro Ala Pro Glu Leu Leu
225                 230                 235                 240

Gly Gly Pro Ser Val Phe Leu Phe Pro Pro Lys Pro Lys Asp Thr Leu
                245                 250                 255

Met Ile Ser Arg Thr Pro Glu Val Thr Cys Val Val Val Asp Val Ser
            260                 265                 270

His Glu Asp Pro Glu Val Lys Phe Asn Trp Tyr Val Asp Gly Val Glu
        275                 280                 285

Val His Asn Ala Lys Thr Lys Pro Arg Glu Glu Gln Tyr Gly Ser Thr
    290                 295                 300

Tyr Arg Val Val Ser Val Leu Thr Val Leu His Gln Asp Trp Leu Asn
305                 310                 315                 320

Gly Lys Glu Tyr Lys Cys Lys Val Ser Asn Lys Ala Leu Pro Ala Pro
                325                 330                 335

Ile Glu Lys Thr Ile Ser Lys Ala Lys Gly Gln Pro Arg Glu Pro Gln
            340                 345                 350

Val Tyr Thr Leu Pro Pro Ser Arg Asp Glu Leu Thr Lys Asn Gln Val
        355                 360                 365

Ser Leu Trp Cys Leu Val Lys Gly Phe Tyr Pro Ser Asp Ile Ala Val
    370                 375                 380

Glu Trp Glu Ser Asn Gly Gln Pro Glu Asn Asn Tyr Lys Thr Thr Pro
385                 390                 395                 400

Pro Val Leu Asp Ser Asp Gly Ser Phe Phe Leu Tyr Ser Lys Leu Thr
                405                 410                 415
```

Val Asp Lys Ser Arg Trp Gln Gln Gly Asn Val Phe Ser Cys Ser Val
            420   425   430

Met His Glu Ala Leu His Asn His Tyr Thr Gln Lys Ser Leu Ser Leu
        435   440   445

Ser Pro Gly
    450

<210> 175
<211> 451
<212> PRT
<213> artificial

<220>
<223> Synthetic polypeptide

<400> 175

Glu Leu Gln Leu Gln Glu Ser Gly Pro Gly Leu Val Lys Pro Ser Glu
1   5   10   15

Thr Leu Ser Leu Thr Cys Thr Val Ser Gly Gly Ser Ile Thr Ser Thr
            20   25   30

Asn Tyr Tyr Trp Gly Trp Ile Arg Gln Pro Pro Gly Lys Gly Leu Glu
        35   40   45

Trp Ile Gly Asn Ile Asp Tyr Thr Gly Ser Thr Tyr Tyr Asn Ala Ser
    50   55   60

Leu Lys Ser Arg Val Thr Ile Ser Val Asp Thr Ser Lys Asn Gln Phe
65   70   75   80

Ser Leu Lys Leu Ser Ser Val Thr Ala Ala Asp Thr Ala Val Tyr Tyr
                85   90   95

Cys Ala Thr Gly Lys Tyr Tyr Glu Thr Tyr Leu Gly Phe Asp Val Trp
            100   105   110

Gly Gln Gly Thr Leu Val Thr Val Ser Ser Ala Ser Thr Lys Gly Pro
        115   120   125

Ser Val Phe Pro Leu Ala Pro Ser Ser Lys Ser Thr Ser Gly Gly Thr
    130   135   140

Ala Ala Leu Gly Cys Leu Val Lys Asp Tyr Phe Pro Glu Pro Val Thr
145   150   155   160

Val Ser Trp Asn Ser Gly Ala Leu Thr Ser Gly Val His Thr Phe Pro
                165   170   175

```
Ala Val Leu Gln Ser Ser Gly Leu Tyr Ser Leu Ser Ser Val Val Thr
            180                 185                 190

Val Pro Ser Ser Ser Leu Gly Thr Gln Thr Tyr Ile Cys Asn Val Asn
        195                 200                 205

His Lys Pro Ser Asn Thr Lys Val Asp Lys Lys Val Glu Pro Lys Ser
    210                 215                 220

Cys Asp Lys Thr His Thr Cys Pro Pro Cys Pro Ala Pro Glu Leu Leu
225                 230                 235                 240

Gly Gly Pro Ser Val Phe Leu Phe Pro Pro Lys Pro Lys Asp Thr Leu
                245                 250                 255

Met Ile Ser Arg Thr Pro Glu Val Thr Cys Val Val Val Asp Val Ser
            260                 265                 270

His Glu Asp Pro Glu Val Lys Phe Asn Trp Tyr Val Asp Gly Val Glu
        275                 280                 285

Val His Asn Ala Lys Thr Lys Pro Arg Glu Glu Gln Tyr Gly Ser Thr
    290                 295                 300

Tyr Arg Val Val Ser Val Leu Thr Val Leu His Gln Asp Trp Leu Asn
305                 310                 315                 320

Gly Lys Glu Tyr Lys Cys Lys Val Ser Asn Lys Ala Leu Pro Ala Pro
                325                 330                 335

Ile Glu Lys Thr Ile Ser Lys Ala Lys Gly Gln Pro Arg Glu Pro Gln
            340                 345                 350

Val Tyr Thr Leu Pro Pro Ser Arg Asp Glu Leu Thr Lys Asn Gln Val
        355                 360                 365

Ser Leu Ser Cys Ala Val Lys Gly Phe Tyr Pro Ser Asp Ile Ala Val
    370                 375                 380

Glu Trp Glu Ser Asn Gly Gln Pro Glu Asn Asn Tyr Lys Thr Thr Pro
385                 390                 395                 400

Pro Val Leu Asp Ser Asp Gly Ser Phe Phe Leu Val Ser Lys Leu Thr
                405                 410                 415

Val Asp Lys Ser Arg Trp Gln Gln Gly Asn Val Phe Ser Cys Ser Val
            420                 425                 430
```

```
Met His Glu Ala Leu His Asn His Tyr Thr Gln Lys Ser Leu Ser Leu
        435                 440                 445


Ser Pro Gly
    450
```

<210> 176
<211> 451
<212> PRT
<213> artificial

<220>
<223> Synthetic polypeptide

<400> 176

```
Glu Leu Gln Leu Gln Glu Ser Gly Pro Gly Leu Val Lys Pro Ser Glu
1               5                   10                  15


Thr Leu Ser Leu Thr Cys Thr Val Ser Gly Gly Ser Ile Thr Ser Ser
            20                  25                  30


Asn Ala Tyr Trp Gly Trp Ile Arg Gln Pro Pro Gly Lys Gly Leu Glu
        35                  40                  45


Trp Ile Gly Ser Ile Asp Tyr Thr Gly Ser Thr Ala Tyr Asn Pro Ser
    50                  55                  60


Leu Lys Ser Arg Val Thr Ile Ser Val Asp Thr Ser Lys Asn Gln Phe
65                  70                  75                  80


Ser Leu Lys Leu Ser Ser Val Thr Ala Ala Asp Thr Ala Val Tyr Tyr
                85                  90                  95


Cys Ala His Gly Lys Tyr Tyr Glu Thr Tyr Leu Gly Phe Asp Val Trp
            100                 105                 110


Gly Gln Gly Thr Leu Val Thr Val Ser Ser Ala Ser Thr Lys Gly Pro
        115                 120                 125


Ser Val Phe Pro Leu Ala Pro Ser Ser Lys Ser Thr Ser Gly Gly Thr
    130                 135                 140


Ala Ala Leu Gly Cys Leu Val Lys Asp Tyr Phe Pro Glu Pro Val Thr
145                 150                 155                 160


Val Ser Trp Asn Ser Gly Ala Leu Thr Ser Gly Val His Thr Phe Pro
                165                 170                 175


Ala Val Leu Gln Ser Ser Gly Leu Tyr Ser Leu Ser Ser Val Val Thr
            180                 185                 190
```

```
Val Pro Ser Ser Ser Leu Gly Thr Gln Thr Tyr Ile Cys Asn Val Asn
        195                 200                 205

His Lys Pro Ser Asn Thr Lys Val Asp Lys Lys Val Glu Pro Lys Ser
    210                 215                 220

Cys Asp Lys Thr His Thr Cys Pro Pro Cys Pro Ala Pro Glu Leu Leu
225                 230                 235                 240

Gly Gly Pro Ser Val Phe Leu Phe Pro Pro Lys Pro Lys Asp Thr Leu
                245                 250                 255

Met Ile Ser Arg Thr Pro Glu Val Thr Cys Val Val Val Asp Val Ser
            260                 265                 270

His Glu Asp Pro Glu Val Lys Phe Asn Trp Tyr Val Asp Gly Val Glu
        275                 280                 285

Val His Asn Ala Lys Thr Lys Pro Arg Glu Glu Gln Tyr Gly Ser Thr
    290                 295                 300

Tyr Arg Val Val Ser Val Leu Thr Val Leu His Gln Asp Trp Leu Asn
305                 310                 315                 320

Gly Lys Glu Tyr Lys Cys Lys Val Ser Asn Lys Ala Leu Pro Ala Pro
                325                 330                 335

Ile Glu Lys Thr Ile Ser Lys Ala Lys Gly Gln Pro Arg Glu Pro Gln
            340                 345                 350

Val Tyr Thr Leu Pro Pro Ser Arg Asp Glu Leu Thr Lys Asn Gln Val
        355                 360                 365

Ser Leu Thr Cys Leu Val Lys Gly Phe Tyr Pro Ser Asp Ile Ala Val
    370                 375                 380

Glu Trp Glu Ser Asn Gly Gln Pro Glu Asn Asn Tyr Lys Thr Thr Pro
385                 390                 395                 400

Pro Val Leu Asp Ser Asp Gly Ser Phe Phe Leu Tyr Ser Lys Leu Thr
                405                 410                 415

Val Asp Lys Ser Arg Trp Gln Gln Gly Asn Val Phe Ser Cys Ser Val
            420                 425                 430

Met His Glu Ala Leu His Asn His Tyr Thr Gln Lys Ser Leu Ser Leu
        435                 440                 445
```

Ser Pro Gly
    450

<210> 177
<211> 451
<212> PRT
<213> artificial

<220>
<223> Synthetic polypeptide

<400> 177

Glu Leu Gln Leu Gln Glu Ser Gly Pro Gly Leu Val Lys Pro Ser Glu
1   5   10   15

Thr Leu Ser Leu Thr Cys Thr Val Ser Gly Gly Ser Ile Thr Ser Ser
            20   25   30

Asn Ala Tyr Trp Gly Trp Ile Arg Gln Pro Pro Gly Lys Gly Leu Glu
        35   40   45

Trp Ile Gly Ser Ile Asp Tyr Thr Gly Ser Thr Ala Tyr Asn Pro Ser
    50   55   60

Leu Lys Ser Arg Val Thr Ile Ser Val Asp Thr Ser Lys Asn Gln Phe
65   70   75   80

Ser Leu Lys Leu Ser Ser Val Thr Ala Ala Asp Thr Ala Val Tyr Tyr
                85   90   95

Cys Ala His Gly Lys Tyr Tyr Glu Thr Tyr Leu Gly Phe Asp Val Trp
            100   105   110

Gly Gln Gly Thr Leu Val Thr Val Ser Ser Ala Ser Thr Lys Gly Pro
        115   120   125

Ser Val Phe Pro Leu Ala Pro Ser Ser Lys Ser Thr Ser Gly Gly Thr
    130   135   140

Ala Ala Leu Gly Cys Leu Val Lys Asp Tyr Phe Pro Glu Pro Val Thr
145   150   155   160

Val Ser Trp Asn Ser Gly Ala Leu Thr Ser Gly Val His Thr Phe Pro
                165   170   175

Ala Val Leu Gln Ser Ser Gly Leu Tyr Ser Leu Ser Ser Val Val Thr
            180   185   190

Val Pro Ser Ser Ser Leu Gly Thr Gln Thr Tyr Ile Cys Asn Val Asn
        195   200   205

```
His Lys Pro Ser Asn Thr Lys Val Asp Lys Lys Val Glu Pro Lys Ser
    210                 215                 220

Cys Asp Lys Thr His Thr Cys Pro Pro Cys Pro Ala Pro Glu Leu Leu
225                 230                 235                 240

Gly Gly Pro Ser Val Phe Leu Phe Pro Pro Lys Pro Lys Asp Thr Leu
                245                 250                 255

Met Ile Ser Arg Thr Pro Glu Val Thr Cys Val Val Val Asp Val Ser
            260                 265                 270

His Glu Asp Pro Glu Val Lys Phe Asn Trp Tyr Val Asp Gly Val Glu
        275                 280                 285

Val His Asn Ala Lys Thr Lys Pro Arg Glu Glu Gln Tyr Gly Ser Thr
    290                 295                 300

Tyr Arg Val Val Ser Val Leu Thr Val Leu His Gln Asp Trp Leu Asn
305                 310                 315                 320

Gly Lys Glu Tyr Lys Cys Lys Val Ser Asn Lys Ala Leu Pro Ala Pro
                325                 330                 335

Ile Glu Lys Thr Ile Ser Lys Ala Lys Gly Gln Pro Arg Glu Pro Gln
            340                 345                 350

Val Tyr Thr Leu Pro Pro Ser Arg Asp Glu Leu Thr Lys Asn Gln Val
        355                 360                 365

Ser Leu Trp Cys Leu Val Lys Gly Phe Tyr Pro Ser Asp Ile Ala Val
    370                 375                 380

Glu Trp Glu Ser Asn Gly Gln Pro Glu Asn Asn Tyr Lys Thr Thr Pro
385                 390                 395                 400

Pro Val Leu Asp Ser Asp Gly Ser Phe Phe Leu Tyr Ser Lys Leu Thr
                405                 410                 415

Val Asp Lys Ser Arg Trp Gln Gln Gly Asn Val Phe Ser Cys Ser Val
            420                 425                 430

Met His Glu Ala Leu His Asn His Tyr Thr Gln Lys Ser Leu Ser Leu
        435                 440                 445

Ser Pro Gly
    450
```

<210> 178
<211> 451
<212> PRT
<213> artificial

<220>
<223> Synthetic polypeptide

<400> 178

```
Glu Leu Gln Leu Gln Glu Ser Gly Pro Gly Leu Val Lys Pro Ser Glu
1               5                   10                  15


Thr Leu Ser Leu Thr Cys Thr Val Ser Gly Gly Ser Ile Thr Ser Ser
            20                  25                  30


Asn Ala Tyr Trp Gly Trp Ile Arg Gln Pro Pro Gly Lys Gly Leu Glu
        35                  40                  45


Trp Ile Gly Ser Ile Asp Tyr Thr Gly Ser Thr Ala Tyr Asn Pro Ser
    50                  55                  60


Leu Lys Ser Arg Val Thr Ile Ser Val Asp Thr Ser Lys Asn Gln Phe
65                  70                  75                  80


Ser Leu Lys Leu Ser Ser Val Thr Ala Ala Asp Thr Ala Val Tyr Tyr
                85                  90                  95


Cys Ala His Gly Lys Tyr Tyr Glu Thr Tyr Leu Gly Phe Asp Val Trp
            100                 105                 110


Gly Gln Gly Thr Leu Val Thr Val Ser Ser Ala Ser Thr Lys Gly Pro
        115                 120                 125


Ser Val Phe Pro Leu Ala Pro Ser Ser Lys Ser Thr Ser Gly Gly Thr
    130                 135                 140


Ala Ala Leu Gly Cys Leu Val Lys Asp Tyr Phe Pro Glu Pro Val Thr
145                 150                 155                 160


Val Ser Trp Asn Ser Gly Ala Leu Thr Ser Gly Val His Thr Phe Pro
                165                 170                 175


Ala Val Leu Gln Ser Ser Gly Leu Tyr Ser Leu Ser Ser Val Val Thr
            180                 185                 190


Val Pro Ser Ser Ser Leu Gly Thr Gln Thr Tyr Ile Cys Asn Val Asn
        195                 200                 205


His Lys Pro Ser Asn Thr Lys Val Asp Lys Lys Val Glu Pro Lys Ser
    210                 215                 220
```

```
Cys Asp Lys Thr His Thr Cys Pro Pro Cys Pro Ala Pro Glu Leu Leu
225                 230                 235                 240

Gly Gly Pro Ser Val Phe Leu Phe Pro Pro Lys Pro Lys Asp Thr Leu
                245                 250                 255

Met Ile Ser Arg Thr Pro Glu Val Thr Cys Val Val Val Asp Val Ser
            260                 265                 270

His Glu Asp Pro Glu Val Lys Phe Asn Trp Tyr Val Asp Gly Val Glu
        275                 280                 285

Val His Asn Ala Lys Thr Lys Pro Arg Glu Glu Gln Tyr Gly Ser Thr
    290                 295                 300

Tyr Arg Val Val Ser Val Leu Thr Val Leu His Gln Asp Trp Leu Asn
305                 310                 315                 320

Gly Lys Glu Tyr Lys Cys Lys Val Ser Asn Lys Ala Leu Pro Ala Pro
                325                 330                 335

Ile Glu Lys Thr Ile Ser Lys Ala Lys Gly Gln Pro Arg Glu Pro Gln
            340                 345                 350

Val Tyr Thr Leu Pro Pro Ser Arg Asp Glu Leu Thr Lys Asn Gln Val
        355                 360                 365

Ser Leu Ser Cys Ala Val Lys Gly Phe Tyr Pro Ser Asp Ile Ala Val
    370                 375                 380

Glu Trp Glu Ser Asn Gly Gln Pro Glu Asn Asn Tyr Lys Thr Thr Pro
385                 390                 395                 400

Pro Val Leu Asp Ser Asp Gly Ser Phe Phe Leu Val Ser Lys Leu Thr
                405                 410                 415

Val Asp Lys Ser Arg Trp Gln Gln Gly Asn Val Phe Ser Cys Ser Val
            420                 425                 430

Met His Glu Ala Leu His Asn His Tyr Thr Gln Lys Ser Leu Ser Leu
        435                 440                 445

Ser Pro Gly
    450
```

<210> 179
<211> 451
<212> PRT

<213> artificial

<220>
<223> Synthetic polypeptide

<400> 179

```
Glu Leu Gln Leu Gln Glu Ser Gly Pro Gly Leu Val Lys Pro Ser Glu
1               5                   10                  15


Thr Leu Ser Leu Thr Cys Thr Val Ser Gly Gly Ser Ile Thr Ala Ser
            20                  25                  30


Asn Tyr Tyr Trp Gly Trp Ile Arg Gln Pro Pro Gly Lys Gly Leu Glu
        35                  40                  45


Trp Ile Gly Ser Ile Asp Tyr Thr Gly Ser Thr Tyr Tyr Asn Thr Ser
    50                  55                  60


Leu Lys Ser Arg Val Thr Ile Ser Val Asp Thr Ser Lys Asn Gln Phe
65                  70                  75                  80


Ser Leu Lys Leu Ser Ser Val Thr Ala Ala Asp Thr Ala Val Tyr Tyr
                85                  90                  95


Cys Ala Thr Gly Lys Tyr Tyr Glu Thr Tyr Leu Gly Phe Asp Val Trp
            100                 105                 110


Gly Gln Gly Thr Leu Val Thr Val Ser Ser Ala Ser Thr Lys Gly Pro
        115                 120                 125


Ser Val Phe Pro Leu Ala Pro Ser Ser Lys Ser Thr Ser Gly Gly Thr
    130                 135                 140


Ala Ala Leu Gly Cys Leu Val Lys Asp Tyr Phe Pro Glu Pro Val Thr
145                 150                 155                 160


Val Ser Trp Asn Ser Gly Ala Leu Thr Ser Gly Val His Thr Phe Pro
                165                 170                 175


Ala Val Leu Gln Ser Ser Gly Leu Tyr Ser Leu Ser Ser Val Val Thr
            180                 185                 190


Val Pro Ser Ser Ser Leu Gly Thr Gln Thr Tyr Ile Cys Asn Val Asn
        195                 200                 205


His Lys Pro Ser Asn Thr Lys Val Asp Lys Lys Val Glu Pro Lys Ser
    210                 215                 220


Cys Asp Lys Thr His Thr Cys Pro Pro Cys Pro Ala Pro Glu Leu Leu
225                 230                 235                 240
```

```
Gly Gly Pro Ser Val Phe Leu Phe Pro Pro Lys Pro Lys Asp Thr Leu
                245                 250                 255

Met Ile Ser Arg Thr Pro Glu Val Thr Cys Val Val Val Asp Val Ser
            260                 265                 270

His Glu Asp Pro Glu Val Lys Phe Asn Trp Tyr Val Asp Gly Val Glu
        275                 280                 285

Val His Asn Ala Lys Thr Lys Pro Arg Glu Glu Gln Tyr Gly Ser Thr
    290                 295                 300

Tyr Arg Val Val Ser Val Leu Thr Val Leu His Gln Asp Trp Leu Asn
305                 310                 315                 320

Gly Lys Glu Tyr Lys Cys Lys Val Ser Asn Lys Ala Leu Pro Ala Pro
                325                 330                 335

Ile Glu Lys Thr Ile Ser Lys Ala Lys Gly Gln Pro Arg Glu Pro Gln
            340                 345                 350

Val Tyr Thr Leu Pro Pro Ser Arg Asp Glu Leu Thr Lys Asn Gln Val
        355                 360                 365

Ser Leu Thr Cys Leu Val Lys Gly Phe Tyr Pro Ser Asp Ile Ala Val
    370                 375                 380

Glu Trp Glu Ser Asn Gly Gln Pro Glu Asn Asn Tyr Lys Thr Thr Pro
385                 390                 395                 400

Pro Val Leu Asp Ser Asp Gly Ser Phe Phe Leu Tyr Ser Lys Leu Thr
                405                 410                 415

Val Asp Lys Ser Arg Trp Gln Gln Gly Asn Val Phe Ser Cys Ser Val
            420                 425                 430

Met His Glu Ala Leu His Asn His Tyr Thr Gln Lys Ser Leu Ser Leu
        435                 440                 445

Ser Pro Gly
    450
```

<210> 180
<211> 451
<212> PRT
<213> artificial

<220>
<223> Synthetic polypeptide

<400> 180

```
Glu Leu Gln Leu Gln Glu Ser Gly Pro Gly Leu Val Lys Pro Ser Glu
1               5                   10                  15

Thr Leu Ser Leu Thr Cys Thr Val Ser Gly Gly Ser Ile Thr Ala Ser
            20                  25                  30

Asn Tyr Tyr Trp Gly Trp Ile Arg Gln Pro Pro Gly Lys Gly Leu Glu
        35                  40                  45

Trp Ile Gly Ser Ile Asp Tyr Thr Gly Ser Thr Tyr Tyr Asn Thr Ser
    50                  55                  60

Leu Lys Ser Arg Val Thr Ile Ser Val Asp Thr Ser Lys Asn Gln Phe
65                  70                  75                  80

Ser Leu Lys Leu Ser Ser Val Thr Ala Ala Asp Thr Ala Val Tyr Tyr
                85                  90                  95

Cys Ala Thr Gly Lys Tyr Tyr Glu Thr Tyr Leu Gly Phe Asp Val Trp
            100                 105                 110

Gly Gln Gly Thr Leu Val Thr Val Ser Ser Ala Ser Thr Lys Gly Pro
        115                 120                 125

Ser Val Phe Pro Leu Ala Pro Ser Ser Lys Ser Thr Ser Gly Gly Thr
    130                 135                 140

Ala Ala Leu Gly Cys Leu Val Lys Asp Tyr Phe Pro Glu Pro Val Thr
145                 150                 155                 160

Val Ser Trp Asn Ser Gly Ala Leu Thr Ser Gly Val His Thr Phe Pro
                165                 170                 175

Ala Val Leu Gln Ser Ser Gly Leu Tyr Ser Leu Ser Ser Val Val Thr
            180                 185                 190

Val Pro Ser Ser Ser Leu Gly Thr Gln Thr Tyr Ile Cys Asn Val Asn
        195                 200                 205

His Lys Pro Ser Asn Thr Lys Val Asp Lys Lys Val Glu Pro Lys Ser
    210                 215                 220

Cys Asp Lys Thr His Thr Cys Pro Pro Cys Pro Ala Pro Glu Leu Leu
225                 230                 235                 240

Gly Gly Pro Ser Val Phe Leu Phe Pro Pro Lys Pro Lys Asp Thr Leu
                245                 250                 255
```

```
Met Ile Ser Arg Thr Pro Glu Val Thr Cys Val Val Val Asp Val Ser
            260                 265                 270

His Glu Asp Pro Glu Val Lys Phe Asn Trp Tyr Val Asp Gly Val Glu
        275                 280                 285

Val His Asn Ala Lys Thr Lys Pro Arg Glu Glu Gln Tyr Gly Ser Thr
    290                 295                 300

Tyr Arg Val Val Ser Val Leu Thr Val Leu His Gln Asp Trp Leu Asn
305                 310                 315                 320

Gly Lys Glu Tyr Lys Cys Lys Val Ser Asn Lys Ala Leu Pro Ala Pro
                325                 330                 335

Ile Glu Lys Thr Ile Ser Lys Ala Lys Gly Gln Pro Arg Glu Pro Gln
            340                 345                 350

Val Tyr Thr Leu Pro Pro Ser Arg Asp Glu Leu Thr Lys Asn Gln Val
        355                 360                 365

Ser Leu Trp Cys Leu Val Lys Gly Phe Tyr Pro Ser Asp Ile Ala Val
    370                 375                 380

Glu Trp Glu Ser Asn Gly Gln Pro Glu Asn Asn Tyr Lys Thr Thr Pro
385                 390                 395                 400

Pro Val Leu Asp Ser Asp Gly Ser Phe Phe Leu Tyr Ser Lys Leu Thr
                405                 410                 415

Val Asp Lys Ser Arg Trp Gln Gln Gly Asn Val Phe Ser Cys Ser Val
            420                 425                 430

Met His Glu Ala Leu His Asn His Tyr Thr Gln Lys Ser Leu Ser Leu
        435                 440                 445

Ser Pro Gly
    450
```

<210> 181
<211> 451
<212> PRT
<213> artificial

<220>
<223> Synthetic polypeptide

<400> 181

```
Glu Leu Gln Leu Gln Glu Ser Gly Pro Gly Leu Val Lys Pro Ser Glu
```

```
1               5                   10                  15

Thr Leu Ser Leu Thr Cys Thr Val Ser Gly Gly Ser Ile Thr Ala Ser
            20                  25                  30

Asn Tyr Tyr Trp Gly Trp Ile Arg Gln Pro Pro Gly Lys Gly Leu Glu
        35                  40                  45

Trp Ile Gly Ser Ile Asp Tyr Thr Gly Ser Thr Tyr Tyr Asn Thr Ser
    50                  55                  60

Leu Lys Ser Arg Val Thr Ile Ser Val Asp Thr Ser Lys Asn Gln Phe
65                  70                  75                  80

Ser Leu Lys Leu Ser Ser Val Thr Ala Ala Asp Thr Ala Val Tyr Tyr
                85                  90                  95

Cys Ala Thr Gly Lys Tyr Tyr Glu Thr Tyr Leu Gly Phe Asp Val Trp
            100                 105                 110

Gly Gln Gly Thr Leu Val Thr Val Ser Ser Ala Ser Thr Lys Gly Pro
        115                 120                 125

Ser Val Phe Pro Leu Ala Pro Ser Ser Lys Ser Thr Ser Gly Gly Thr
    130                 135                 140

Ala Ala Leu Gly Cys Leu Val Lys Asp Tyr Phe Pro Glu Pro Val Thr
145                 150                 155                 160

Val Ser Trp Asn Ser Gly Ala Leu Thr Ser Gly Val His Thr Phe Pro
                165                 170                 175

Ala Val Leu Gln Ser Ser Gly Leu Tyr Ser Leu Ser Ser Val Val Thr
            180                 185                 190

Val Pro Ser Ser Ser Leu Gly Thr Gln Thr Tyr Ile Cys Asn Val Asn
        195                 200                 205

His Lys Pro Ser Asn Thr Lys Val Asp Lys Lys Val Glu Pro Lys Ser
    210                 215                 220

Cys Asp Lys Thr His Thr Cys Pro Pro Cys Pro Ala Pro Glu Leu Leu
225                 230                 235                 240

Gly Gly Pro Ser Val Phe Leu Phe Pro Pro Lys Pro Lys Asp Thr Leu
                245                 250                 255

Met Ile Ser Arg Thr Pro Glu Val Thr Cys Val Val Val Asp Val Ser
            260                 265                 270
```

```
His Glu Asp Pro Glu Val Lys Phe Asn Trp Tyr Val Asp Gly Val Glu
        275                 280                 285

Val His Asn Ala Lys Thr Lys Pro Arg Glu Glu Gln Tyr Gly Ser Thr
    290                 295                 300

Tyr Arg Val Val Ser Val Leu Thr Val Leu His Gln Asp Trp Leu Asn
305                 310                 315                 320

Gly Lys Glu Tyr Lys Cys Lys Val Ser Asn Lys Ala Leu Pro Ala Pro
                325                 330                 335

Ile Glu Lys Thr Ile Ser Lys Ala Lys Gly Gln Pro Arg Glu Pro Gln
            340                 345                 350

Val Tyr Thr Leu Pro Pro Ser Arg Asp Glu Leu Thr Lys Asn Gln Val
        355                 360                 365

Ser Leu Ser Cys Ala Val Lys Gly Phe Tyr Pro Ser Asp Ile Ala Val
    370                 375                 380

Glu Trp Glu Ser Asn Gly Gln Pro Glu Asn Asn Tyr Lys Thr Thr Pro
385                 390                 395                 400

Pro Val Leu Asp Ser Asp Gly Ser Phe Phe Leu Val Ser Lys Leu Thr
                405                 410                 415

Val Asp Lys Ser Arg Trp Gln Gln Gly Asn Val Phe Ser Cys Ser Val
            420                 425                 430

Met His Glu Ala Leu His Asn His Tyr Thr Gln Lys Ser Leu Ser Leu
        435                 440                 445

Ser Pro Gly
    450
```

<210> 182
<211> 451
<212> PRT
<213> artificial

<220>
<223> Synthetic polypeptide

<400> 182

```
Glu Leu Gln Leu Gln Glu Ser Gly Pro Gly Leu Val Lys Pro Ser Glu
1               5                   10                  15

Thr Leu Ser Leu Thr Cys Thr Val Ser Gly Gly Ser Ile Thr Ala Ser
```

```
            20                  25                  30

Asn Tyr Tyr Trp Gly Trp Ile Arg Gln Pro Pro Gly Lys Gly Leu Glu
        35                  40                  45

Trp Ile Gly Ser Ile Asp Tyr Thr Gly Ser Thr Tyr Tyr Asn Pro Ser
    50                  55                  60

Leu Lys Ser Arg Val Thr Ile Ser Val Asp Thr Ser Lys Asn Gln Phe
65                  70                  75                  80

Ser Leu Lys Leu Ser Ser Val Thr Ala Ala Asp Thr Ala Val Tyr Tyr
                85                  90                  95

Cys Ala Thr Gly Lys Tyr Tyr Glu Thr Tyr Leu Gly Phe Asp Val Trp
            100                 105                 110

Gly Gln Gly Thr Leu Val Thr Val Ser Ser Ala Ser Thr Lys Gly Pro
        115                 120                 125

Ser Val Phe Pro Leu Ala Pro Ser Ser Lys Ser Thr Ser Gly Gly Thr
    130                 135                 140

Ala Ala Leu Gly Cys Leu Val Lys Asp Tyr Phe Pro Glu Pro Val Thr
145                 150                 155                 160

Val Ser Trp Asn Ser Gly Ala Leu Thr Ser Gly Val His Thr Phe Pro
                165                 170                 175

Ala Val Leu Gln Ser Ser Gly Leu Tyr Ser Leu Ser Ser Val Val Thr
            180                 185                 190

Val Pro Ser Ser Ser Leu Gly Thr Gln Thr Tyr Ile Cys Asn Val Asn
        195                 200                 205

His Lys Pro Ser Asn Thr Lys Val Asp Lys Lys Val Glu Pro Lys Ser
    210                 215                 220

Cys Asp Lys Thr His Thr Cys Pro Pro Cys Pro Ala Pro Glu Leu Leu
225                 230                 235                 240

Gly Gly Pro Ser Val Phe Leu Phe Pro Pro Lys Pro Lys Asp Thr Leu
                245                 250                 255

Met Ile Ser Arg Thr Pro Glu Val Thr Cys Val Val Val Asp Val Ser
            260                 265                 270

His Glu Asp Pro Glu Val Lys Phe Asn Trp Tyr Val Asp Gly Val Glu
        275                 280                 285
```

```
Val His Asn Ala Lys Thr Lys Pro Arg Glu Glu Gln Tyr Gly Ser Thr
    290                 295                 300

Tyr Arg Val Val Ser Val Leu Thr Val Leu His Gln Asp Trp Leu Asn
305                 310                 315                 320

Gly Lys Glu Tyr Lys Cys Lys Val Ser Asn Lys Ala Leu Pro Ala Pro
                325                 330                 335

Ile Glu Lys Thr Ile Ser Lys Ala Lys Gly Gln Pro Arg Glu Pro Gln
            340                 345                 350

Val Tyr Thr Leu Pro Pro Ser Arg Asp Glu Leu Thr Lys Asn Gln Val
        355                 360                 365

Ser Leu Thr Cys Leu Val Lys Gly Phe Tyr Pro Ser Asp Ile Ala Val
    370                 375                 380

Glu Trp Glu Ser Asn Gly Gln Pro Glu Asn Asn Tyr Lys Thr Thr Pro
385                 390                 395                 400

Pro Val Leu Asp Ser Asp Gly Ser Phe Phe Leu Tyr Ser Lys Leu Thr
                405                 410                 415

Val Asp Lys Ser Arg Trp Gln Gln Gly Asn Val Phe Ser Cys Ser Val
            420                 425                 430

Met His Glu Ala Leu His Asn His Tyr Thr Gln Lys Ser Leu Ser Leu
        435                 440                 445

Ser Pro Gly
    450
```

<210> 183
<211> 451
<212> PRT
<213> artificial

<220>
<223> Synthetic polypeptide

<400> 183

```
Glu Leu Gln Leu Gln Glu Ser Gly Pro Gly Leu Val Lys Pro Ser Glu
1               5                   10                  15

Thr Leu Ser Leu Thr Cys Thr Val Ser Gly Gly Ser Ile Thr Ala Ser
            20                  25                  30

Asn Tyr Tyr Trp Gly Trp Ile Arg Gln Pro Pro Gly Lys Gly Leu Glu
```

```
        35                  40                  45

Trp Ile Gly Ser Ile Asp Tyr Thr Gly Ser Thr Tyr Tyr Asn Pro Ser
    50                  55                  60

Leu Lys Ser Arg Val Thr Ile Ser Val Asp Thr Ser Lys Asn Gln Phe
65                  70                  75                  80

Ser Leu Lys Leu Ser Ser Val Thr Ala Ala Asp Thr Ala Val Tyr Tyr
                85                  90                  95

Cys Ala Thr Gly Lys Tyr Tyr Glu Thr Tyr Leu Gly Phe Asp Val Trp
            100                 105                 110

Gly Gln Gly Thr Leu Val Thr Val Ser Ser Ala Ser Thr Lys Gly Pro
        115                 120                 125

Ser Val Phe Pro Leu Ala Pro Ser Ser Lys Ser Thr Ser Gly Gly Thr
    130                 135                 140

Ala Ala Leu Gly Cys Leu Val Lys Asp Tyr Phe Pro Glu Pro Val Thr
145                 150                 155                 160

Val Ser Trp Asn Ser Gly Ala Leu Thr Ser Gly Val His Thr Phe Pro
                165                 170                 175

Ala Val Leu Gln Ser Ser Gly Leu Tyr Ser Leu Ser Ser Val Val Thr
            180                 185                 190

Val Pro Ser Ser Ser Leu Gly Thr Gln Thr Tyr Ile Cys Asn Val Asn
        195                 200                 205

His Lys Pro Ser Asn Thr Lys Val Asp Lys Lys Val Glu Pro Lys Ser
    210                 215                 220

Cys Asp Lys Thr His Thr Cys Pro Pro Cys Pro Ala Pro Glu Leu Leu
225                 230                 235                 240

Gly Gly Pro Ser Val Phe Leu Phe Pro Pro Lys Pro Lys Asp Thr Leu
                245                 250                 255

Met Ile Ser Arg Thr Pro Glu Val Thr Cys Val Val Val Asp Val Ser
            260                 265                 270

His Glu Asp Pro Glu Val Lys Phe Asn Trp Tyr Val Asp Gly Val Glu
        275                 280                 285

Val His Asn Ala Lys Thr Lys Pro Arg Glu Glu Gln Tyr Gly Ser Thr
    290                 295                 300
```

```
Tyr Arg Val Val Ser Val Leu Thr Val Leu His Gln Asp Trp Leu Asn
305                 310                 315                 320


Gly Lys Glu Tyr Lys Cys Lys Val Ser Asn Lys Ala Leu Pro Ala Pro
                325                 330                 335


Ile Glu Lys Thr Ile Ser Lys Ala Lys Gly Gln Pro Arg Glu Pro Gln
            340                 345                 350


Val Tyr Thr Leu Pro Pro Ser Arg Asp Glu Leu Thr Lys Asn Gln Val
        355                 360                 365


Ser Leu Trp Cys Leu Val Lys Gly Phe Tyr Pro Ser Asp Ile Ala Val
    370                 375                 380


Glu Trp Glu Ser Asn Gly Gln Pro Glu Asn Asn Tyr Lys Thr Thr Pro
385                 390                 395                 400


Pro Val Leu Asp Ser Asp Gly Ser Phe Phe Leu Tyr Ser Lys Leu Thr
                405                 410                 415


Val Asp Lys Ser Arg Trp Gln Gln Gly Asn Val Phe Ser Cys Ser Val
            420                 425                 430


Met His Glu Ala Leu His Asn His Tyr Thr Gln Lys Ser Leu Ser Leu
        435                 440                 445


Ser Pro Gly
    450


<210>  184
<211>  451
<212>  PRT
<213>  artificial

<220>
<223>  Synthetic polypeptide

<400>  184

Glu Leu Gln Leu Gln Glu Ser Gly Pro Gly Leu Val Lys Pro Ser Glu
1               5                   10                  15


Thr Leu Ser Leu Thr Cys Thr Val Ser Gly Gly Ser Ile Thr Ala Ser
            20                  25                  30


Asn Tyr Tyr Trp Gly Trp Ile Arg Gln Pro Pro Gly Lys Gly Leu Glu
        35                  40                  45


Trp Ile Gly Ser Ile Asp Tyr Thr Gly Ser Thr Tyr Tyr Asn Pro Ser
```

```
    50                  55                  60

Leu Lys Ser Arg Val Thr Ile Ser Val Asp Thr Ser Lys Asn Gln Phe
65                  70                  75                  80

Ser Leu Lys Leu Ser Ser Val Thr Ala Ala Asp Thr Ala Val Tyr Tyr
                85                  90                  95

Cys Ala Thr Gly Lys Tyr Tyr Glu Thr Tyr Leu Gly Phe Asp Val Trp
            100                 105                 110

Gly Gln Gly Thr Leu Val Thr Val Ser Ser Ala Ser Thr Lys Gly Pro
        115                 120                 125

Ser Val Phe Pro Leu Ala Pro Ser Ser Lys Ser Thr Ser Gly Gly Thr
    130                 135                 140

Ala Ala Leu Gly Cys Leu Val Lys Asp Tyr Phe Pro Glu Pro Val Thr
145                 150                 155                 160

Val Ser Trp Asn Ser Gly Ala Leu Thr Ser Gly Val His Thr Phe Pro
                165                 170                 175

Ala Val Leu Gln Ser Ser Gly Leu Tyr Ser Leu Ser Ser Val Val Thr
            180                 185                 190

Val Pro Ser Ser Ser Leu Gly Thr Gln Thr Tyr Ile Cys Asn Val Asn
        195                 200                 205

His Lys Pro Ser Asn Thr Lys Val Asp Lys Lys Val Glu Pro Lys Ser
    210                 215                 220

Cys Asp Lys Thr His Thr Cys Pro Pro Cys Pro Ala Pro Glu Leu Leu
225                 230                 235                 240

Gly Gly Pro Ser Val Phe Leu Phe Pro Pro Lys Pro Lys Asp Thr Leu
                245                 250                 255

Met Ile Ser Arg Thr Pro Glu Val Thr Cys Val Val Val Asp Val Ser
            260                 265                 270

His Glu Asp Pro Glu Val Lys Phe Asn Trp Tyr Val Asp Gly Val Glu
        275                 280                 285

Val His Asn Ala Lys Thr Lys Pro Arg Glu Glu Gln Tyr Gly Ser Thr
    290                 295                 300

Tyr Arg Val Val Ser Val Leu Thr Val Leu His Gln Asp Trp Leu Asn
305                 310                 315                 320
```

```
Gly Lys Glu Tyr Lys Cys Lys Val Ser Asn Lys Ala Leu Pro Ala Pro
                325                 330                 335

Ile Glu Lys Thr Ile Ser Lys Ala Lys Gly Gln Pro Arg Glu Pro Gln
            340                 345                 350

Val Tyr Thr Leu Pro Pro Ser Arg Asp Glu Leu Thr Lys Asn Gln Val
        355                 360                 365

Ser Leu Ser Cys Ala Val Lys Gly Phe Tyr Pro Ser Asp Ile Ala Val
    370                 375                 380

Glu Trp Glu Ser Asn Gly Gln Pro Glu Asn Asn Tyr Lys Thr Thr Pro
385                 390                 395                 400

Pro Val Leu Asp Ser Asp Gly Ser Phe Phe Leu Val Ser Lys Leu Thr
                405                 410                 415

Val Asp Lys Ser Arg Trp Gln Gln Gly Asn Val Phe Ser Cys Ser Val
            420                 425                 430

Met His Glu Ala Leu His Asn His Tyr Thr Gln Lys Ser Leu Ser Leu
        435                 440                 445

Ser Pro Gly
    450
```

<210> 185
<211> 451
<212> PRT
<213> artificial

<220>
<223> Synthetic polypeptide

<400> 185

```
Glu Leu Gln Leu Gln Glu Ser Gly Pro Gly Leu Val Lys Pro Ser Glu
1               5                   10                  15

Thr Leu Ser Leu Thr Cys Thr Val Ser Gly Gly Ser Ile Thr Ala Ser
            20                  25                  30

Asn Tyr Tyr Trp Gly Trp Ile Arg Gln Pro Pro Gly Lys Gly Leu Glu
        35                  40                  45

Trp Ile Gly Ser Ile Asp Tyr Thr Gly Ser Thr Tyr Tyr Glu Pro Ser
    50                  55                  60

Leu Lys Ser Arg Val Thr Ile Ser Val Asp Thr Ser Lys Asn Gln Phe
```

```
65                  70                  75                  80

Ser Leu Lys Leu Ser Ser Val Thr Ala Ala Asp Thr Ala Val Tyr Tyr
                85                  90                  95

Cys Ala Thr Gly Ser Tyr Tyr Glu Thr Tyr Leu Gly Phe Asp Val Trp
            100                 105                 110

Gly Gln Gly Thr Leu Val Thr Val Ser Ser Ala Ser Thr Lys Gly Pro
        115                 120                 125

Ser Val Phe Pro Leu Ala Pro Ser Ser Lys Ser Thr Ser Gly Gly Thr
    130                 135                 140

Ala Ala Leu Gly Cys Leu Val Lys Asp Tyr Phe Pro Glu Pro Val Thr
145                 150                 155                 160

Val Ser Trp Asn Ser Gly Ala Leu Thr Ser Gly Val His Thr Phe Pro
                165                 170                 175

Ala Val Leu Gln Ser Ser Gly Leu Tyr Ser Leu Ser Ser Val Val Thr
            180                 185                 190

Val Pro Ser Ser Ser Leu Gly Thr Gln Thr Tyr Ile Cys Asn Val Asn
        195                 200                 205

His Lys Pro Ser Asn Thr Lys Val Asp Lys Lys Val Glu Pro Lys Ser
    210                 215                 220

Cys Asp Lys Thr His Thr Cys Pro Pro Cys Pro Ala Pro Glu Leu Leu
225                 230                 235                 240

Gly Gly Pro Ser Val Phe Leu Phe Pro Pro Lys Pro Lys Asp Thr Leu
                245                 250                 255

Met Ile Ser Arg Thr Pro Glu Val Thr Cys Val Val Val Asp Val Ser
            260                 265                 270

His Glu Asp Pro Glu Val Lys Phe Asn Trp Tyr Val Asp Gly Val Glu
        275                 280                 285

Val His Asn Ala Lys Thr Lys Pro Arg Glu Glu Gln Tyr Gly Ser Thr
    290                 295                 300

Tyr Arg Val Val Ser Val Leu Thr Val Leu His Gln Asp Trp Leu Asn
305                 310                 315                 320

Gly Lys Glu Tyr Lys Cys Lys Val Ser Asn Lys Ala Leu Pro Ala Pro
                325                 330                 335
```

```
Ile Glu Lys Thr Ile Ser Lys Ala Lys Gly Gln Pro Arg Glu Pro Gln
            340                 345                 350

Val Tyr Thr Leu Pro Pro Ser Arg Asp Glu Leu Thr Lys Asn Gln Val
        355                 360                 365

Ser Leu Thr Cys Leu Val Lys Gly Phe Tyr Pro Ser Asp Ile Ala Val
    370                 375                 380

Glu Trp Glu Ser Asn Gly Gln Pro Glu Asn Asn Tyr Lys Thr Thr Pro
385                 390                 395                 400

Pro Val Leu Asp Ser Asp Gly Ser Phe Phe Leu Tyr Ser Lys Leu Thr
                405                 410                 415

Val Asp Lys Ser Arg Trp Gln Gln Gly Asn Val Phe Ser Cys Ser Val
            420                 425                 430

Met His Glu Ala Leu His Asn His Tyr Thr Gln Lys Ser Leu Ser Leu
        435                 440                 445

Ser Pro Gly
    450
```

<210> 186
<211> 451
<212> PRT
<213> artificial

<220>
<223> Synthetic polypeptide

<400> 186

```
Glu Leu Gln Leu Gln Glu Ser Gly Pro Gly Leu Val Lys Pro Ser Glu
1               5                   10                  15

Thr Leu Ser Leu Thr Cys Thr Val Ser Gly Gly Ser Ile Thr Ala Ser
            20                  25                  30

Asn Tyr Tyr Trp Gly Trp Ile Arg Gln Pro Pro Gly Lys Gly Leu Glu
        35                  40                  45

Trp Ile Gly Ser Ile Asp Tyr Thr Gly Ser Thr Tyr Tyr Glu Pro Ser
    50                  55                  60

Leu Lys Ser Arg Val Thr Ile Ser Val Asp Thr Ser Lys Asn Gln Phe
65                  70                  75                  80

Ser Leu Lys Leu Ser Ser Val Thr Ala Ala Asp Thr Ala Val Tyr Tyr
```

```
                85                  90                  95

Cys Ala Thr Gly Ser Tyr Tyr Glu Thr Tyr Leu Gly Phe Asp Val Trp
            100                 105                 110

Gly Gln Gly Thr Leu Val Thr Val Ser Ser Ala Ser Thr Lys Gly Pro
        115                 120                 125

Ser Val Phe Pro Leu Ala Pro Ser Ser Lys Ser Thr Ser Gly Gly Thr
    130                 135                 140

Ala Ala Leu Gly Cys Leu Val Lys Asp Tyr Phe Pro Glu Pro Val Thr
145                 150                 155                 160

Val Ser Trp Asn Ser Gly Ala Leu Thr Ser Gly Val His Thr Phe Pro
                165                 170                 175

Ala Val Leu Gln Ser Ser Gly Leu Tyr Ser Leu Ser Ser Val Val Thr
            180                 185                 190

Val Pro Ser Ser Ser Leu Gly Thr Gln Thr Tyr Ile Cys Asn Val Asn
        195                 200                 205

His Lys Pro Ser Asn Thr Lys Val Asp Lys Lys Val Glu Pro Lys Ser
    210                 215                 220

Cys Asp Lys Thr His Thr Cys Pro Pro Cys Pro Ala Pro Glu Leu Leu
225                 230                 235                 240

Gly Gly Pro Ser Val Phe Leu Phe Pro Pro Lys Pro Lys Asp Thr Leu
                245                 250                 255

Met Ile Ser Arg Thr Pro Glu Val Thr Cys Val Val Val Asp Val Ser
            260                 265                 270

His Glu Asp Pro Glu Val Lys Phe Asn Trp Tyr Val Asp Gly Val Glu
        275                 280                 285

Val His Asn Ala Lys Thr Lys Pro Arg Glu Glu Gln Tyr Gly Ser Thr
    290                 295                 300

Tyr Arg Val Val Ser Val Leu Thr Val Leu His Gln Asp Trp Leu Asn
305                 310                 315                 320

Gly Lys Glu Tyr Lys Cys Lys Val Ser Asn Lys Ala Leu Pro Ala Pro
                325                 330                 335

Ile Glu Lys Thr Ile Ser Lys Ala Lys Gly Gln Pro Arg Glu Pro Gln
            340                 345                 350
```

```
Val Tyr Thr Leu Pro Pro Ser Arg Asp Glu Leu Thr Lys Asn Gln Val
        355                 360                 365

Ser Leu Trp Cys Leu Val Lys Gly Phe Tyr Pro Ser Asp Ile Ala Val
    370                 375                 380

Glu Trp Glu Ser Asn Gly Gln Pro Glu Asn Asn Tyr Lys Thr Thr Pro
385                 390                 395                 400

Pro Val Leu Asp Ser Asp Gly Ser Phe Phe Leu Tyr Ser Lys Leu Thr
                405                 410                 415

Val Asp Lys Ser Arg Trp Gln Gln Gly Asn Val Phe Ser Cys Ser Val
            420                 425                 430

Met His Glu Ala Leu His Asn His Tyr Thr Gln Lys Ser Leu Ser Leu
        435                 440                 445

Ser Pro Gly
    450
```

<210> 187
<211> 451
<212> PRT
<213> artificial

<220>
<223> Synthetic polypeptide

<400> 187

```
Glu Leu Gln Leu Gln Glu Ser Gly Pro Gly Leu Val Lys Pro Ser Glu
1               5                   10                  15

Thr Leu Ser Leu Thr Cys Thr Val Ser Gly Gly Ser Ile Thr Ala Ser
            20                  25                  30

Asn Tyr Tyr Trp Gly Trp Ile Arg Gln Pro Pro Gly Lys Gly Leu Glu
        35                  40                  45

Trp Ile Gly Ser Ile Asp Tyr Thr Gly Ser Thr Tyr Tyr Glu Pro Ser
    50                  55                  60

Leu Lys Ser Arg Val Thr Ile Ser Val Asp Thr Ser Lys Asn Gln Phe
65                  70                  75                  80

Ser Leu Lys Leu Ser Ser Val Thr Ala Ala Asp Thr Ala Val Tyr Tyr
                85                  90                  95

Cys Ala Thr Gly Ser Tyr Tyr Glu Thr Tyr Leu Gly Phe Asp Val Trp
```

```
            100                 105                 110

Gly Gln Gly Thr Leu Val Thr Val Ser Ser Ala Ser Thr Lys Gly Pro
        115                 120                 125

Ser Val Phe Pro Leu Ala Pro Ser Ser Lys Ser Thr Ser Gly Gly Thr
    130                 135                 140

Ala Ala Leu Gly Cys Leu Val Lys Asp Tyr Phe Pro Glu Pro Val Thr
145                 150                 155                 160

Val Ser Trp Asn Ser Gly Ala Leu Thr Ser Gly Val His Thr Phe Pro
                165                 170                 175

Ala Val Leu Gln Ser Ser Gly Leu Tyr Ser Leu Ser Ser Val Val Thr
            180                 185                 190

Val Pro Ser Ser Ser Leu Gly Thr Gln Thr Tyr Ile Cys Asn Val Asn
        195                 200                 205

His Lys Pro Ser Asn Thr Lys Val Asp Lys Lys Val Glu Pro Lys Ser
    210                 215                 220

Cys Asp Lys Thr His Thr Cys Pro Pro Cys Pro Ala Pro Glu Leu Leu
225                 230                 235                 240

Gly Gly Pro Ser Val Phe Leu Phe Pro Pro Lys Pro Lys Asp Thr Leu
                245                 250                 255

Met Ile Ser Arg Thr Pro Glu Val Thr Cys Val Val Val Asp Val Ser
            260                 265                 270

His Glu Asp Pro Glu Val Lys Phe Asn Trp Tyr Val Asp Gly Val Glu
        275                 280                 285

Val His Asn Ala Lys Thr Lys Pro Arg Glu Glu Gln Tyr Gly Ser Thr
    290                 295                 300

Tyr Arg Val Val Ser Val Leu Thr Val Leu His Gln Asp Trp Leu Asn
305                 310                 315                 320

Gly Lys Glu Tyr Lys Cys Lys Val Ser Asn Lys Ala Leu Pro Ala Pro
                325                 330                 335

Ile Glu Lys Thr Ile Ser Lys Ala Lys Gly Gln Pro Arg Glu Pro Gln
            340                 345                 350

Val Tyr Thr Leu Pro Pro Ser Arg Asp Glu Leu Thr Lys Asn Gln Val
        355                 360                 365
```

```
Ser Leu Ser Cys Ala Val Lys Gly Phe Tyr Pro Ser Asp Ile Ala Val
    370                 375                 380

Glu Trp Glu Ser Asn Gly Gln Pro Glu Asn Asn Tyr Lys Thr Thr Pro
385                 390                 395                 400

Pro Val Leu Asp Ser Asp Gly Ser Phe Phe Leu Val Ser Lys Leu Thr
                405                 410                 415

Val Asp Lys Ser Arg Trp Gln Gln Gly Asn Val Phe Ser Cys Ser Val
            420                 425                 430

Met His Glu Ala Leu His Asn His Tyr Thr Gln Lys Ser Leu Ser Leu
        435                 440                 445

Ser Pro Gly
    450
```

<210> 188
<211> 451
<212> PRT
<213> artificial

<220>
<223> Synthetic polypeptide

<400> 188

```
Glu Leu Gln Leu Gln Glu Ser Gly Pro Gly Leu Val Lys Pro Ser Glu
1               5                   10                  15

Thr Leu Ser Leu Thr Cys Thr Val Ser Gly Gly Ser Ile Thr Ala Ser
            20                  25                  30

Asn Tyr Tyr Trp Gly Trp Ile Arg Gln Pro Pro Gly Lys Gly Leu Glu
        35                  40                  45

Trp Ile Gly Ser Ile Asp Tyr Thr Gly Ser Thr Tyr Tyr Glu Pro Ser
    50                  55                  60

Leu Lys Ser Arg Val Thr Ile Ser Val Asp Thr Ser Lys Asn Gln Phe
65                  70                  75                  80

Ser Leu Lys Leu Ser Ser Val Thr Ala Ala Asp Thr Ala Val Tyr Tyr
                85                  90                  95

Cys Ala Thr Gly Asn Tyr Tyr Glu Thr Tyr Leu Gly Phe Asp Val Trp
            100                 105                 110

Gly Gln Gly Thr Leu Val Thr Val Ser Ser Ala Ser Thr Lys Gly Pro
```

```
        115                 120                 125

Ser Val Phe Pro Leu Ala Pro Ser Ser Lys Ser Thr Ser Gly Gly Thr
    130                 135                 140

Ala Ala Leu Gly Cys Leu Val Lys Asp Tyr Phe Pro Glu Pro Val Thr
145                 150                 155                 160

Val Ser Trp Asn Ser Gly Ala Leu Thr Ser Gly Val His Thr Phe Pro
                165                 170                 175

Ala Val Leu Gln Ser Ser Gly Leu Tyr Ser Leu Ser Ser Val Val Thr
            180                 185                 190

Val Pro Ser Ser Ser Leu Gly Thr Gln Thr Tyr Ile Cys Asn Val Asn
        195                 200                 205

His Lys Pro Ser Asn Thr Lys Val Asp Lys Lys Val Glu Pro Lys Ser
    210                 215                 220

Cys Asp Lys Thr His Thr Cys Pro Pro Cys Pro Ala Pro Glu Leu Leu
225                 230                 235                 240

Gly Gly Pro Ser Val Phe Leu Phe Pro Pro Lys Pro Lys Asp Thr Leu
                245                 250                 255

Met Ile Ser Arg Thr Pro Glu Val Thr Cys Val Val Val Asp Val Ser
            260                 265                 270

His Glu Asp Pro Glu Val Lys Phe Asn Trp Tyr Val Asp Gly Val Glu
        275                 280                 285

Val His Asn Ala Lys Thr Lys Pro Arg Glu Glu Gln Tyr Gly Ser Thr
    290                 295                 300

Tyr Arg Val Val Ser Val Leu Thr Val Leu His Gln Asp Trp Leu Asn
305                 310                 315                 320

Gly Lys Glu Tyr Lys Cys Lys Val Ser Asn Lys Ala Leu Pro Ala Pro
                325                 330                 335

Ile Glu Lys Thr Ile Ser Lys Ala Lys Gly Gln Pro Arg Glu Pro Gln
            340                 345                 350

Val Tyr Thr Leu Pro Pro Ser Arg Asp Glu Leu Thr Lys Asn Gln Val
        355                 360                 365

Ser Leu Thr Cys Leu Val Lys Gly Phe Tyr Pro Ser Asp Ile Ala Val
    370                 375                 380
```

```
Glu Trp Glu Ser Asn Gly Gln Pro Glu Asn Asn Tyr Lys Thr Thr Pro
385                 390                 395                 400


Pro Val Leu Asp Ser Asp Gly Ser Phe Phe Leu Tyr Ser Lys Leu Thr
                405                 410                 415


Val Asp Lys Ser Arg Trp Gln Gln Gly Asn Val Phe Ser Cys Ser Val
            420                 425                 430


Met His Glu Ala Leu His Asn His Tyr Thr Gln Lys Ser Leu Ser Leu
        435                 440                 445


Ser Pro Gly
    450
```

<210> 189
<211> 451
<212> PRT
<213> artificial

<220>
<223> Synthetic polypeptide

<400> 189

```
Glu Leu Gln Leu Gln Glu Ser Gly Pro Gly Leu Val Lys Pro Ser Glu
1               5                   10                  15


Thr Leu Ser Leu Thr Cys Thr Val Ser Gly Gly Ser Ile Thr Ala Ser
            20                  25                  30


Asn Tyr Tyr Trp Gly Trp Ile Arg Gln Pro Pro Gly Lys Gly Leu Glu
        35                  40                  45


Trp Ile Gly Ser Ile Asp Tyr Thr Gly Ser Thr Tyr Tyr Glu Pro Ser
    50                  55                  60


Leu Lys Ser Arg Val Thr Ile Ser Val Asp Thr Ser Lys Asn Gln Phe
65                  70                  75                  80


Ser Leu Lys Leu Ser Ser Val Thr Ala Ala Asp Thr Ala Val Tyr Tyr
                85                  90                  95


Cys Ala Thr Gly Asn Tyr Tyr Glu Thr Tyr Leu Gly Phe Asp Val Trp
            100                 105                 110


Gly Gln Gly Thr Leu Val Thr Val Ser Ser Ala Ser Thr Lys Gly Pro
        115                 120                 125


Ser Val Phe Pro Leu Ala Pro Ser Ser Lys Ser Thr Ser Gly Gly Thr
```

```
    130                 135                 140

Ala Ala Leu Gly Cys Leu Val Lys Asp Tyr Phe Pro Glu Pro Val Thr
145                 150                 155                 160

Val Ser Trp Asn Ser Gly Ala Leu Thr Ser Gly Val His Thr Phe Pro
                165                 170                 175

Ala Val Leu Gln Ser Ser Gly Leu Tyr Ser Leu Ser Ser Val Val Thr
            180                 185                 190

Val Pro Ser Ser Ser Leu Gly Thr Gln Thr Tyr Ile Cys Asn Val Asn
        195                 200                 205

His Lys Pro Ser Asn Thr Lys Val Asp Lys Lys Val Glu Pro Lys Ser
    210                 215                 220

Cys Asp Lys Thr His Thr Cys Pro Pro Cys Pro Ala Pro Glu Leu Leu
225                 230                 235                 240

Gly Gly Pro Ser Val Phe Leu Phe Pro Pro Lys Pro Lys Asp Thr Leu
                245                 250                 255

Met Ile Ser Arg Thr Pro Glu Val Thr Cys Val Val Val Asp Val Ser
            260                 265                 270

His Glu Asp Pro Glu Val Lys Phe Asn Trp Tyr Val Asp Gly Val Glu
        275                 280                 285

Val His Asn Ala Lys Thr Lys Pro Arg Glu Glu Gln Tyr Gly Ser Thr
    290                 295                 300

Tyr Arg Val Val Ser Val Leu Thr Val Leu His Gln Asp Trp Leu Asn
305                 310                 315                 320

Gly Lys Glu Tyr Lys Cys Lys Val Ser Asn Lys Ala Leu Pro Ala Pro
                325                 330                 335

Ile Glu Lys Thr Ile Ser Lys Ala Lys Gly Gln Pro Arg Glu Pro Gln
            340                 345                 350

Val Tyr Thr Leu Pro Pro Ser Arg Asp Glu Leu Thr Lys Asn Gln Val
        355                 360                 365

Ser Leu Trp Cys Leu Val Lys Gly Phe Tyr Pro Ser Asp Ile Ala Val
    370                 375                 380

Glu Trp Glu Ser Asn Gly Gln Pro Glu Asn Asn Tyr Lys Thr Thr Pro
385                 390                 395                 400
```

```
Pro Val Leu Asp Ser Asp Gly Ser Phe Phe Leu Tyr Ser Lys Leu Thr
                405                 410                 415


Val Asp Lys Ser Arg Trp Gln Gln Gly Asn Val Phe Ser Cys Ser Val
            420                 425                 430


Met His Glu Ala Leu His Asn His Tyr Thr Gln Lys Ser Leu Ser Leu
        435                 440                 445


Ser Pro Gly
    450


<210>  190
<211>  451
<212>  PRT
<213>  artificial

<220>
<223>  Synthetic polypeptide

<400>  190

Glu Leu Gln Leu Gln Glu Ser Gly Pro Gly Leu Val Lys Pro Ser Glu
1               5                   10                  15


Thr Leu Ser Leu Thr Cys Thr Val Ser Gly Gly Ser Ile Thr Ala Ser
            20                  25                  30


Asn Tyr Tyr Trp Gly Trp Ile Arg Gln Pro Pro Gly Lys Gly Leu Glu
        35                  40                  45


Trp Ile Gly Ser Ile Asp Tyr Thr Gly Ser Thr Tyr Tyr Glu Pro Ser
    50                  55                  60


Leu Lys Ser Arg Val Thr Ile Ser Val Asp Thr Ser Lys Asn Gln Phe
65                  70                  75                  80


Ser Leu Lys Leu Ser Ser Val Thr Ala Ala Asp Thr Ala Val Tyr Tyr
                85                  90                  95


Cys Ala Thr Gly Asn Tyr Tyr Glu Thr Tyr Leu Gly Phe Asp Val Trp
            100                 105                 110


Gly Gln Gly Thr Leu Val Thr Val Ser Ser Ala Ser Thr Lys Gly Pro
        115                 120                 125


Ser Val Phe Pro Leu Ala Pro Ser Ser Lys Ser Thr Ser Gly Gly Thr
    130                 135                 140


Ala Ala Leu Gly Cys Leu Val Lys Asp Tyr Phe Pro Glu Pro Val Thr
```

```
145                 150                 155                 160

Val Ser Trp Asn Ser Gly Ala Leu Thr Ser Gly Val His Thr Phe Pro
                165                 170                 175

Ala Val Leu Gln Ser Ser Gly Leu Tyr Ser Leu Ser Ser Val Val Thr
            180                 185                 190

Val Pro Ser Ser Ser Leu Gly Thr Gln Thr Tyr Ile Cys Asn Val Asn
        195                 200                 205

His Lys Pro Ser Asn Thr Lys Val Asp Lys Lys Val Glu Pro Lys Ser
    210                 215                 220

Cys Asp Lys Thr His Thr Cys Pro Pro Cys Pro Ala Pro Glu Leu Leu
225                 230                 235                 240

Gly Gly Pro Ser Val Phe Leu Phe Pro Pro Lys Pro Lys Asp Thr Leu
                245                 250                 255

Met Ile Ser Arg Thr Pro Glu Val Thr Cys Val Val Val Asp Val Ser
            260                 265                 270

His Glu Asp Pro Glu Val Lys Phe Asn Trp Tyr Val Asp Gly Val Glu
        275                 280                 285

Val His Asn Ala Lys Thr Lys Pro Arg Glu Glu Gln Tyr Gly Ser Thr
    290                 295                 300

Tyr Arg Val Val Ser Val Leu Thr Val Leu His Gln Asp Trp Leu Asn
305                 310                 315                 320

Gly Lys Glu Tyr Lys Cys Lys Val Ser Asn Lys Ala Leu Pro Ala Pro
                325                 330                 335

Ile Glu Lys Thr Ile Ser Lys Ala Lys Gly Gln Pro Arg Glu Pro Gln
            340                 345                 350

Val Tyr Thr Leu Pro Pro Ser Arg Asp Glu Leu Thr Lys Asn Gln Val
        355                 360                 365

Ser Leu Ser Cys Ala Val Lys Gly Phe Tyr Pro Ser Asp Ile Ala Val
    370                 375                 380

Glu Trp Glu Ser Asn Gly Gln Pro Glu Asn Asn Tyr Lys Thr Thr Pro
385                 390                 395                 400

Pro Val Leu Asp Ser Asp Gly Ser Phe Phe Leu Val Ser Lys Leu Thr
                405                 410                 415
```

Val Asp Lys Ser Arg Trp Gln Gln Gly Asn Val Phe Ser Cys Ser Val
            420   425   430

Met His Glu Ala Leu His Asn His Tyr Thr Gln Lys Ser Leu Ser Leu
        435   440   445

Ser Pro Gly
    450

<210> 191
<211> 451
<212> PRT
<213> artificial

<220>
<223> Synthetic polypeptide

<400> 191

Glu Leu Gln Leu Gln Glu Ser Gly Pro Gly Leu Val Lys Pro Ser Glu
1   5   10   15

Thr Leu Ser Leu Thr Cys Thr Val Ser Gly Gly Ser Ile Thr Ala Ser
            20   25   30

Asn Thr Tyr Trp Gly Trp Ile Arg Gln Pro Pro Gly Lys Gly Leu Glu
        35   40   45

Trp Ile Gly Ser Ile Asp Tyr Thr Gly Ser Thr Tyr Tyr Asn Pro Ser
    50   55   60

Leu Lys Ser Arg Val Thr Ile Ser Val Asp Thr Ser Lys Asn Gln Phe
65   70   75   80

Ser Leu Lys Leu Ser Ser Val Thr Ala Ala Asp Thr Ala Val Tyr Tyr
                85   90   95

Cys Ala Thr Gly Lys Tyr Tyr Glu Thr Tyr Leu Gly Phe Asp Val Trp
            100   105   110

Gly Gln Gly Thr Leu Val Thr Val Ser Ser Ala Ser Thr Lys Gly Pro
        115   120   125

Ser Val Phe Pro Leu Ala Pro Ser Ser Lys Ser Thr Ser Gly Gly Thr
    130   135   140

Ala Ala Leu Gly Cys Leu Val Lys Asp Tyr Phe Pro Glu Pro Val Thr
145   150   155   160

Val Ser Trp Asn Ser Gly Ala Leu Thr Ser Gly Val His Thr Phe Pro

```
                165                 170                 175

Ala Val Leu Gln Ser Ser Gly Leu Tyr Ser Leu Ser Ser Val Val Thr
            180                 185                 190

Val Pro Ser Ser Ser Leu Gly Thr Gln Thr Tyr Ile Cys Asn Val Asn
        195                 200                 205

His Lys Pro Ser Asn Thr Lys Val Asp Lys Lys Val Glu Pro Lys Ser
    210                 215                 220

Cys Asp Lys Thr His Thr Cys Pro Pro Cys Pro Ala Pro Glu Leu Leu
225                 230                 235                 240

Gly Gly Pro Ser Val Phe Leu Phe Pro Pro Lys Pro Lys Asp Thr Leu
                245                 250                 255

Met Ile Ser Arg Thr Pro Glu Val Thr Cys Val Val Val Asp Val Ser
            260                 265                 270

His Glu Asp Pro Glu Val Lys Phe Asn Trp Tyr Val Asp Gly Val Glu
        275                 280                 285

Val His Asn Ala Lys Thr Lys Pro Arg Glu Glu Gln Tyr Gly Ser Thr
    290                 295                 300

Tyr Arg Val Val Ser Val Leu Thr Val Leu His Gln Asp Trp Leu Asn
305                 310                 315                 320

Gly Lys Glu Tyr Lys Cys Lys Val Ser Asn Lys Ala Leu Pro Ala Pro
                325                 330                 335

Ile Glu Lys Thr Ile Ser Lys Ala Lys Gly Gln Pro Arg Glu Pro Gln
            340                 345                 350

Val Tyr Thr Leu Pro Pro Ser Arg Asp Glu Leu Thr Lys Asn Gln Val
        355                 360                 365

Ser Leu Thr Cys Leu Val Lys Gly Phe Tyr Pro Ser Asp Ile Ala Val
    370                 375                 380

Glu Trp Glu Ser Asn Gly Gln Pro Glu Asn Asn Tyr Lys Thr Thr Pro
385                 390                 395                 400

Pro Val Leu Asp Ser Asp Gly Ser Phe Phe Leu Tyr Ser Lys Leu Thr
                405                 410                 415

Val Asp Lys Ser Arg Trp Gln Gln Gly Asn Val Phe Ser Cys Ser Val
            420                 425                 430
```

```
Met His Glu Ala Leu His Asn His Tyr Thr Gln Lys Ser Leu Ser Leu
        435                 440                 445


Ser Pro Gly
    450


<210>  192
<211>  451
<212>  PRT
<213>  artificial

<220>
<223>  Synthetic polypeptide

<400>  192

Glu Leu Gln Leu Gln Glu Ser Gly Pro Gly Leu Val Lys Pro Ser Glu
1               5                   10                  15


Thr Leu Ser Leu Thr Cys Thr Val Ser Gly Gly Ser Ile Thr Ala Ser
            20                  25                  30


Asn Thr Tyr Trp Gly Trp Ile Arg Gln Pro Pro Gly Lys Gly Leu Glu
        35                  40                  45


Trp Ile Gly Ser Ile Asp Tyr Thr Gly Ser Thr Tyr Tyr Asn Pro Ser
    50                  55                  60


Leu Lys Ser Arg Val Thr Ile Ser Val Asp Thr Ser Lys Asn Gln Phe
65                  70                  75                  80


Ser Leu Lys Leu Ser Ser Val Thr Ala Ala Asp Thr Ala Val Tyr Tyr
                85                  90                  95


Cys Ala Thr Gly Lys Tyr Tyr Glu Thr Tyr Leu Gly Phe Asp Val Trp
            100                 105                 110


Gly Gln Gly Thr Leu Val Thr Val Ser Ser Ala Ser Thr Lys Gly Pro
        115                 120                 125


Ser Val Phe Pro Leu Ala Pro Ser Ser Lys Ser Thr Ser Gly Gly Thr
    130                 135                 140


Ala Ala Leu Gly Cys Leu Val Lys Asp Tyr Phe Pro Glu Pro Val Thr
145                 150                 155                 160


Val Ser Trp Asn Ser Gly Ala Leu Thr Ser Gly Val His Thr Phe Pro
                165                 170                 175


Ala Val Leu Gln Ser Ser Gly Leu Tyr Ser Leu Ser Ser Val Val Thr
```

```
            180                 185                 190

Val Pro Ser Ser Ser Leu Gly Thr Gln Thr Tyr Ile Cys Asn Val Asn
        195                 200                 205

His Lys Pro Ser Asn Thr Lys Val Asp Lys Lys Val Glu Pro Lys Ser
    210                 215                 220

Cys Asp Lys Thr His Thr Cys Pro Pro Cys Pro Ala Pro Glu Leu Leu
225                 230                 235                 240

Gly Gly Pro Ser Val Phe Leu Phe Pro Pro Lys Pro Lys Asp Thr Leu
                245                 250                 255

Met Ile Ser Arg Thr Pro Glu Val Thr Cys Val Val Val Asp Val Ser
            260                 265                 270

His Glu Asp Pro Glu Val Lys Phe Asn Trp Tyr Val Asp Gly Val Glu
        275                 280                 285

Val His Asn Ala Lys Thr Lys Pro Arg Glu Glu Gln Tyr Gly Ser Thr
    290                 295                 300

Tyr Arg Val Val Ser Val Leu Thr Val Leu His Gln Asp Trp Leu Asn
305                 310                 315                 320

Gly Lys Glu Tyr Lys Cys Lys Val Ser Asn Lys Ala Leu Pro Ala Pro
                325                 330                 335

Ile Glu Lys Thr Ile Ser Lys Ala Lys Gly Gln Pro Arg Glu Pro Gln
            340                 345                 350

Val Tyr Thr Leu Pro Pro Ser Arg Asp Glu Leu Thr Lys Asn Gln Val
        355                 360                 365

Ser Leu Trp Cys Leu Val Lys Gly Phe Tyr Pro Ser Asp Ile Ala Val
    370                 375                 380

Glu Trp Glu Ser Asn Gly Gln Pro Glu Asn Asn Tyr Lys Thr Thr Pro
385                 390                 395                 400

Pro Val Leu Asp Ser Asp Gly Ser Phe Phe Leu Tyr Ser Lys Leu Thr
                405                 410                 415

Val Asp Lys Ser Arg Trp Gln Gln Gly Asn Val Phe Ser Cys Ser Val
            420                 425                 430

Met His Glu Ala Leu His Asn His Tyr Thr Gln Lys Ser Leu Ser Leu
        435                 440                 445
```

Ser Pro Gly
    450

<210> 193
<211> 451
<212> PRT
<213> artificial

<220>
<223> Synthetic polypeptide

<400> 193

Glu Leu Gln Leu Gln Glu Ser Gly Pro Gly Leu Val Lys Pro Ser Glu
1   5   10   15

Thr Leu Ser Leu Thr Cys Thr Val Ser Gly Gly Ser Ile Thr Ala Ser
            20   25   30

Asn Thr Tyr Trp Gly Trp Ile Arg Gln Pro Pro Gly Lys Gly Leu Glu
        35   40   45

Trp Ile Gly Ser Ile Asp Tyr Thr Gly Ser Thr Tyr Tyr Asn Pro Ser
    50   55   60

Leu Lys Ser Arg Val Thr Ile Ser Val Asp Thr Ser Lys Asn Gln Phe
65   70   75   80

Ser Leu Lys Leu Ser Ser Val Thr Ala Ala Asp Thr Ala Val Tyr Tyr
                85   90   95

Cys Ala Thr Gly Lys Tyr Tyr Glu Thr Tyr Leu Gly Phe Asp Val Trp
            100   105   110

Gly Gln Gly Thr Leu Val Thr Val Ser Ser Ala Ser Thr Lys Gly Pro
        115   120   125

Ser Val Phe Pro Leu Ala Pro Ser Ser Lys Ser Thr Ser Gly Gly Thr
    130   135   140

Ala Ala Leu Gly Cys Leu Val Lys Asp Tyr Phe Pro Glu Pro Val Thr
145   150   155   160

Val Ser Trp Asn Ser Gly Ala Leu Thr Ser Gly Val His Thr Phe Pro
                165   170   175

Ala Val Leu Gln Ser Ser Gly Leu Tyr Ser Leu Ser Ser Val Val Thr
            180   185   190

Val Pro Ser Ser Ser Leu Gly Thr Gln Thr Tyr Ile Cys Asn Val Asn

```
        195                 200                 205

His Lys Pro Ser Asn Thr Lys Val Asp Lys Lys Val Glu Pro Lys Ser
    210                 215                 220

Cys Asp Lys Thr His Thr Cys Pro Pro Cys Pro Ala Pro Glu Leu Leu
225                 230                 235                 240

Gly Gly Pro Ser Val Phe Leu Phe Pro Pro Lys Pro Lys Asp Thr Leu
                245                 250                 255

Met Ile Ser Arg Thr Pro Glu Val Thr Cys Val Val Val Asp Val Ser
            260                 265                 270

His Glu Asp Pro Glu Val Lys Phe Asn Trp Tyr Val Asp Gly Val Glu
        275                 280                 285

Val His Asn Ala Lys Thr Lys Pro Arg Glu Glu Gln Tyr Gly Ser Thr
    290                 295                 300

Tyr Arg Val Val Ser Val Leu Thr Val Leu His Gln Asp Trp Leu Asn
305                 310                 315                 320

Gly Lys Glu Tyr Lys Cys Lys Val Ser Asn Lys Ala Leu Pro Ala Pro
                325                 330                 335

Ile Glu Lys Thr Ile Ser Lys Ala Lys Gly Gln Pro Arg Glu Pro Gln
            340                 345                 350

Val Tyr Thr Leu Pro Pro Ser Arg Asp Glu Leu Thr Lys Asn Gln Val
        355                 360                 365

Ser Leu Ser Cys Ala Val Lys Gly Phe Tyr Pro Ser Asp Ile Ala Val
    370                 375                 380

Glu Trp Glu Ser Asn Gly Gln Pro Glu Asn Asn Tyr Lys Thr Thr Pro
385                 390                 395                 400

Pro Val Leu Asp Ser Asp Gly Ser Phe Phe Leu Val Ser Lys Leu Thr
                405                 410                 415

Val Asp Lys Ser Arg Trp Gln Gln Gly Asn Val Phe Ser Cys Ser Val
            420                 425                 430

Met His Glu Ala Leu His Asn His Tyr Thr Gln Lys Ser Leu Ser Leu
        435                 440                 445

Ser Pro Gly
    450
```

<210> 194
<211> 451
<212> PRT
<213> artificial

<220>
<223> Synthetic polypeptide

<400> 194

```
Glu Leu Gln Leu Gln Glu Ser Gly Pro Gly Leu Val Lys Pro Ser Glu
1               5                   10                  15


Thr Leu Ser Leu Thr Cys Thr Val Ser Gly Gly Ser Ile Thr Ala Ser
            20                  25                  30


Asn Tyr Tyr Trp Gly Trp Ile Arg Gln Pro Pro Gly Lys Gly Leu Glu
        35                  40                  45


Trp Ile Gly Ser Ile Asp Tyr Thr Gly Ser Thr Tyr Tyr Asn Pro Ser
    50                  55                  60


Leu Lys Ser Arg Val Thr Ile Ser Val Asp Thr Ser Lys Asn Gln Phe
65                  70                  75                  80


Ser Leu Lys Leu Ser Ser Val Thr Ala Ala Asp Thr Ala Val Tyr Tyr
                85                  90                  95


Cys Ala Ser Gly Lys Tyr Tyr Glu Thr Tyr Leu Gly Phe Asp Val Trp
            100                 105                 110


Gly Gln Gly Thr Leu Val Thr Val Ser Ser Ala Ser Thr Lys Gly Pro
        115                 120                 125


Ser Val Phe Pro Leu Ala Pro Ser Ser Lys Ser Thr Ser Gly Gly Thr
    130                 135                 140


Ala Ala Leu Gly Cys Leu Val Lys Asp Tyr Phe Pro Glu Pro Val Thr
145                 150                 155                 160


Val Ser Trp Asn Ser Gly Ala Leu Thr Ser Gly Val His Thr Phe Pro
                165                 170                 175


Ala Val Leu Gln Ser Ser Gly Leu Tyr Ser Leu Ser Ser Val Val Thr
            180                 185                 190


Val Pro Ser Ser Ser Leu Gly Thr Gln Thr Tyr Ile Cys Asn Val Asn
        195                 200                 205


His Lys Pro Ser Asn Thr Lys Val Asp Lys Lys Val Glu Pro Lys Ser
```

```
    210                 215                 220

Cys Asp Lys Thr His Thr Cys Pro Pro Cys Pro Ala Pro Glu Leu Leu
225                 230                 235                 240

Gly Gly Pro Ser Val Phe Leu Phe Pro Pro Lys Pro Lys Asp Thr Leu
                245                 250                 255

Met Ile Ser Arg Thr Pro Glu Val Thr Cys Val Val Val Asp Val Ser
            260                 265                 270

His Glu Asp Pro Glu Val Lys Phe Asn Trp Tyr Val Asp Gly Val Glu
        275                 280                 285

Val His Asn Ala Lys Thr Lys Pro Arg Glu Glu Gln Tyr Gly Ser Thr
    290                 295                 300

Tyr Arg Val Val Ser Val Leu Thr Val Leu His Gln Asp Trp Leu Asn
305                 310                 315                 320

Gly Lys Glu Tyr Lys Cys Lys Val Ser Asn Lys Ala Leu Pro Ala Pro
                325                 330                 335

Ile Glu Lys Thr Ile Ser Lys Ala Lys Gly Gln Pro Arg Glu Pro Gln
            340                 345                 350

Val Tyr Thr Leu Pro Pro Ser Arg Asp Glu Leu Thr Lys Asn Gln Val
        355                 360                 365

Ser Leu Thr Cys Leu Val Lys Gly Phe Tyr Pro Ser Asp Ile Ala Val
    370                 375                 380

Glu Trp Glu Ser Asn Gly Gln Pro Glu Asn Asn Tyr Lys Thr Thr Pro
385                 390                 395                 400

Pro Val Leu Asp Ser Asp Gly Ser Phe Phe Leu Tyr Ser Lys Leu Thr
                405                 410                 415

Val Asp Lys Ser Arg Trp Gln Gln Gly Asn Val Phe Ser Cys Ser Val
            420                 425                 430

Met His Glu Ala Leu His Asn His Tyr Thr Gln Lys Ser Leu Ser Leu
        435                 440                 445

Ser Pro Gly
    450
```

<210> 195
<211> 451

<212> PRT
<213> artificial

<220>
<223> Synthetic polypeptide

<400> 195

Glu Leu Gln Leu Gln Glu Ser Gly Pro Gly Leu Val Lys Pro Ser Glu
1 5 10 15

Thr Leu Ser Leu Thr Cys Thr Val Ser Gly Gly Ser Ile Thr Ala Ser
20 25 30

Asn Tyr Tyr Trp Gly Trp Ile Arg Gln Pro Pro Gly Lys Gly Leu Glu
35 40 45

Trp Ile Gly Ser Ile Asp Tyr Thr Gly Ser Thr Tyr Tyr Asn Pro Ser
50 55 60

Leu Lys Ser Arg Val Thr Ile Ser Val Asp Thr Ser Lys Asn Gln Phe
65 70 75 80

Ser Leu Lys Leu Ser Ser Val Thr Ala Ala Asp Thr Ala Val Tyr Tyr
85 90 95

Cys Ala Ser Gly Lys Tyr Tyr Glu Thr Tyr Leu Gly Phe Asp Val Trp
100 105 110

Gly Gln Gly Thr Leu Val Thr Val Ser Ser Ala Ser Thr Lys Gly Pro
115 120 125

Ser Val Phe Pro Leu Ala Pro Ser Ser Lys Ser Thr Ser Gly Gly Thr
130 135 140

Ala Ala Leu Gly Cys Leu Val Lys Asp Tyr Phe Pro Glu Pro Val Thr
145 150 155 160

Val Ser Trp Asn Ser Gly Ala Leu Thr Ser Gly Val His Thr Phe Pro
165 170 175

Ala Val Leu Gln Ser Ser Gly Leu Tyr Ser Leu Ser Ser Val Val Thr
180 185 190

Val Pro Ser Ser Ser Leu Gly Thr Gln Thr Tyr Ile Cys Asn Val Asn
195 200 205

His Lys Pro Ser Asn Thr Lys Val Asp Lys Lys Val Glu Pro Lys Ser
210 215 220

Cys Asp Lys Thr His Thr Cys Pro Pro Cys Pro Ala Pro Glu Leu Leu

```
225                 230                 235                 240

Gly Gly Pro Ser Val Phe Leu Phe Pro Pro Lys Pro Lys Asp Thr Leu
                245                 250                 255

Met Ile Ser Arg Thr Pro Glu Val Thr Cys Val Val Val Asp Val Ser
            260                 265                 270

His Glu Asp Pro Glu Val Lys Phe Asn Trp Tyr Val Asp Gly Val Glu
        275                 280                 285

Val His Asn Ala Lys Thr Lys Pro Arg Glu Glu Gln Tyr Gly Ser Thr
    290                 295                 300

Tyr Arg Val Val Ser Val Leu Thr Val Leu His Gln Asp Trp Leu Asn
305                 310                 315                 320

Gly Lys Glu Tyr Lys Cys Lys Val Ser Asn Lys Ala Leu Pro Ala Pro
                325                 330                 335

Ile Glu Lys Thr Ile Ser Lys Ala Lys Gly Gln Pro Arg Glu Pro Gln
            340                 345                 350

Val Tyr Thr Leu Pro Pro Ser Arg Asp Glu Leu Thr Lys Asn Gln Val
        355                 360                 365

Ser Leu Trp Cys Leu Val Lys Gly Phe Tyr Pro Ser Asp Ile Ala Val
    370                 375                 380

Glu Trp Glu Ser Asn Gly Gln Pro Glu Asn Asn Tyr Lys Thr Thr Pro
385                 390                 395                 400

Pro Val Leu Asp Ser Asp Gly Ser Phe Phe Leu Tyr Ser Lys Leu Thr
                405                 410                 415

Val Asp Lys Ser Arg Trp Gln Gln Gly Asn Val Phe Ser Cys Ser Val
            420                 425                 430

Met His Glu Ala Leu His Asn His Tyr Thr Gln Lys Ser Leu Ser Leu
        435                 440                 445

Ser Pro Gly
    450
```

<210> 196
<211> 451
<212> PRT
<213> artificial

<220>

<223> Synthetic polypeptide

<400> 196

```
Glu Leu Gln Leu Gln Glu Ser Gly Pro Gly Leu Val Lys Pro Ser Glu
1               5                  10                  15


Thr Leu Ser Leu Thr Cys Thr Val Ser Gly Gly Ser Ile Thr Ala Ser
            20                  25                  30


Asn Tyr Tyr Trp Gly Trp Ile Arg Gln Pro Pro Gly Lys Gly Leu Glu
        35                  40                  45


Trp Ile Gly Ser Ile Asp Tyr Thr Gly Ser Thr Tyr Tyr Asn Pro Ser
    50                  55                  60


Leu Lys Ser Arg Val Thr Ile Ser Val Asp Thr Ser Lys Asn Gln Phe
65                  70                  75                  80


Ser Leu Lys Leu Ser Ser Val Thr Ala Ala Asp Thr Ala Val Tyr Tyr
                85                  90                  95


Cys Ala Ser Gly Lys Tyr Tyr Glu Thr Tyr Leu Gly Phe Asp Val Trp
            100                 105                 110


Gly Gln Gly Thr Leu Val Thr Val Ser Ser Ala Ser Thr Lys Gly Pro
        115                 120                 125


Ser Val Phe Pro Leu Ala Pro Ser Ser Lys Ser Thr Ser Gly Gly Thr
    130                 135                 140


Ala Ala Leu Gly Cys Leu Val Lys Asp Tyr Phe Pro Glu Pro Val Thr
145                 150                 155                 160


Val Ser Trp Asn Ser Gly Ala Leu Thr Ser Gly Val His Thr Phe Pro
                165                 170                 175


Ala Val Leu Gln Ser Ser Gly Leu Tyr Ser Leu Ser Ser Val Val Thr
            180                 185                 190


Val Pro Ser Ser Ser Leu Gly Thr Gln Thr Tyr Ile Cys Asn Val Asn
        195                 200                 205


His Lys Pro Ser Asn Thr Lys Val Asp Lys Lys Val Glu Pro Lys Ser
    210                 215                 220


Cys Asp Lys Thr His Thr Cys Pro Pro Cys Pro Ala Pro Glu Leu Leu
225                 230                 235                 240


Gly Gly Pro Ser Val Phe Leu Phe Pro Pro Lys Pro Lys Asp Thr Leu
```

```
                245                 250                 255

Met Ile Ser Arg Thr Pro Glu Val Thr Cys Val Val Val Asp Val Ser
            260                 265                 270

His Glu Asp Pro Glu Val Lys Phe Asn Trp Tyr Val Asp Gly Val Glu
        275                 280                 285

Val His Asn Ala Lys Thr Lys Pro Arg Glu Glu Gln Tyr Gly Ser Thr
    290                 295                 300

Tyr Arg Val Val Ser Val Leu Thr Val Leu His Gln Asp Trp Leu Asn
305                 310                 315                 320

Gly Lys Glu Tyr Lys Cys Lys Val Ser Asn Lys Ala Leu Pro Ala Pro
                325                 330                 335

Ile Glu Lys Thr Ile Ser Lys Ala Lys Gly Gln Pro Arg Glu Pro Gln
            340                 345                 350

Val Tyr Thr Leu Pro Pro Ser Arg Asp Glu Leu Thr Lys Asn Gln Val
        355                 360                 365

Ser Leu Ser Cys Ala Val Lys Gly Phe Tyr Pro Ser Asp Ile Ala Val
    370                 375                 380

Glu Trp Glu Ser Asn Gly Gln Pro Glu Asn Asn Tyr Lys Thr Thr Pro
385                 390                 395                 400

Pro Val Leu Asp Ser Asp Gly Ser Phe Phe Leu Val Ser Lys Leu Thr
                405                 410                 415

Val Asp Lys Ser Arg Trp Gln Gln Gly Asn Val Phe Ser Cys Ser Val
            420                 425                 430

Met His Glu Ala Leu His Asn His Tyr Thr Gln Lys Ser Leu Ser Leu
        435                 440                 445

Ser Pro Gly
    450


<210>  197
<211>  451
<212>  PRT
<213>  artificial

<220>
<223>  Synthetic polypeptide

<400>  197
```

```
Glu Leu Gln Leu Gln Glu Ser Gly Pro Gly Leu Val Lys Pro Ser Glu
1               5                   10                  15

Thr Leu Ser Leu Thr Cys Thr Val Ser Gly Gly Ser Ile Thr Ser Ser
            20                  25                  30

Asn Tyr Tyr Trp Gly Trp Ile Arg Gln Pro Pro Gly Lys Gly Leu Glu
        35                  40                  45

Trp Ile Gly Ser Ile Asp Tyr Thr Gly Ser Thr Tyr Tyr Asn Pro Ser
    50                  55                  60

Leu Lys Ser Arg Val Thr Ile Ser Val Asp Thr Ser Lys Asn Gln Phe
65                  70                  75                  80

Ser Leu Lys Leu Ser Ser Val Thr Ala Ala Asp Thr Ala Val Tyr Tyr
                85                  90                  95

Cys Ala Thr Gly Lys Tyr Tyr Glu Thr Tyr Leu Gly Phe Asp Val Trp
            100                 105                 110

Gly Gln Gly Thr Leu Val Thr Val Ser Ser Ala Ser Thr Lys Gly Pro
        115                 120                 125

Ser Val Phe Pro Leu Ala Pro Ser Ser Lys Ser Thr Ser Gly Gly Thr
    130                 135                 140

Ala Ala Leu Gly Cys Leu Val Lys Asp Tyr Phe Pro Glu Pro Val Thr
145                 150                 155                 160

Val Ser Trp Asn Ser Gly Ala Leu Thr Ser Gly Val His Thr Phe Pro
                165                 170                 175

Ala Val Leu Gln Ser Ser Gly Leu Tyr Ser Leu Ser Ser Val Val Thr
            180                 185                 190

Val Pro Ser Ser Ser Leu Gly Thr Gln Thr Tyr Ile Cys Asn Val Asn
        195                 200                 205

His Lys Pro Ser Asn Thr Lys Val Asp Lys Lys Val Glu Pro Lys Ser
    210                 215                 220

Cys Asp Lys Thr His Thr Cys Pro Pro Cys Pro Ala Pro Glu Leu Leu
225                 230                 235                 240

Gly Gly Pro Ser Val Phe Leu Phe Pro Pro Lys Pro Lys Asp Thr Leu
                245                 250                 255

Met Ile Ser Arg Thr Pro Glu Val Thr Cys Val Val Val Asp Val Ser
```

```
            260                 265                 270

His Glu Asp Pro Glu Val Lys Phe Asn Trp Tyr Val Asp Gly Val Glu
        275                 280                 285

Val His Asn Ala Lys Thr Lys Pro Arg Glu Glu Gln Tyr Gly Ser Thr
    290                 295                 300

Tyr Arg Val Val Ser Val Leu Thr Val Leu His Gln Asp Trp Leu Asn
305                 310                 315                 320

Gly Lys Glu Tyr Lys Cys Lys Val Ser Asn Lys Ala Leu Pro Ala Pro
                325                 330                 335

Ile Glu Lys Thr Ile Ser Lys Ala Lys Gly Gln Pro Arg Glu Pro Gln
            340                 345                 350

Val Tyr Thr Leu Pro Pro Ser Arg Asp Glu Leu Thr Lys Asn Gln Val
        355                 360                 365

Ser Leu Thr Cys Leu Val Lys Gly Phe Tyr Pro Ser Asp Ile Ala Val
    370                 375                 380

Glu Trp Glu Ser Asn Gly Gln Pro Glu Asn Asn Tyr Lys Thr Thr Pro
385                 390                 395                 400

Pro Val Leu Asp Ser Asp Gly Ser Phe Phe Leu Tyr Ser Lys Leu Thr
                405                 410                 415

Val Asp Lys Ser Arg Trp Gln Gln Gly Asn Val Phe Ser Cys Ser Val
            420                 425                 430

Met His Glu Ala Leu His Asn His Tyr Thr Gln Lys Ser Leu Ser Leu
        435                 440                 445

Ser Pro Gly
    450
```

<210> 198
<211> 451
<212> PRT
<213> artificial

<220>
<223> Synthetic polypeptide

<400> 198

```
Glu Leu Gln Leu Gln Glu Ser Gly Pro Gly Leu Val Lys Pro Ser Glu
1               5                   10                  15
```

```
Thr Leu Ser Leu Thr Cys Thr Val Ser Gly Gly Ser Ile Thr Ser Ser
            20                  25                  30

Asn Tyr Tyr Trp Gly Trp Ile Arg Gln Pro Pro Gly Lys Gly Leu Glu
        35                  40                  45

Trp Ile Gly Ser Ile Asp Tyr Thr Gly Ser Thr Tyr Tyr Asn Pro Ser
    50                  55                  60

Leu Lys Ser Arg Val Thr Ile Ser Val Asp Thr Ser Lys Asn Gln Phe
65                  70                  75                  80

Ser Leu Lys Leu Ser Ser Val Thr Ala Ala Asp Thr Ala Val Tyr Tyr
                85                  90                  95

Cys Ala Thr Gly Lys Tyr Tyr Glu Thr Tyr Leu Gly Phe Asp Val Trp
            100                 105                 110

Gly Gln Gly Thr Leu Val Thr Val Ser Ser Ala Ser Thr Lys Gly Pro
        115                 120                 125

Ser Val Phe Pro Leu Ala Pro Ser Ser Lys Ser Thr Ser Gly Gly Thr
    130                 135                 140

Ala Ala Leu Gly Cys Leu Val Lys Asp Tyr Phe Pro Glu Pro Val Thr
145                 150                 155                 160

Val Ser Trp Asn Ser Gly Ala Leu Thr Ser Gly Val His Thr Phe Pro
                165                 170                 175

Ala Val Leu Gln Ser Ser Gly Leu Tyr Ser Leu Ser Ser Val Val Thr
            180                 185                 190

Val Pro Ser Ser Ser Leu Gly Thr Gln Thr Tyr Ile Cys Asn Val Asn
        195                 200                 205

His Lys Pro Ser Asn Thr Lys Val Asp Lys Lys Val Glu Pro Lys Ser
    210                 215                 220

Cys Asp Lys Thr His Thr Cys Pro Pro Cys Pro Ala Pro Glu Leu Leu
225                 230                 235                 240

Gly Gly Pro Ser Val Phe Leu Phe Pro Pro Lys Pro Lys Asp Thr Leu
                245                 250                 255

Met Ile Ser Arg Thr Pro Glu Val Thr Cys Val Val Val Asp Val Ser
            260                 265                 270

His Glu Asp Pro Glu Val Lys Phe Asn Trp Tyr Val Asp Gly Val Glu
```

```
        275                 280                 285

Val His Asn Ala Lys Thr Lys Pro Arg Glu Glu Gln Tyr Gly Ser Thr
    290                 295                 300

Tyr Arg Val Val Ser Val Leu Thr Val Leu His Gln Asp Trp Leu Asn
305                 310                 315                 320

Gly Lys Glu Tyr Lys Cys Lys Val Ser Asn Lys Ala Leu Pro Ala Pro
                325                 330                 335

Ile Glu Lys Thr Ile Ser Lys Ala Lys Gly Gln Pro Arg Glu Pro Gln
            340                 345                 350

Val Tyr Thr Leu Pro Pro Ser Arg Asp Glu Leu Thr Lys Asn Gln Val
        355                 360                 365

Ser Leu Trp Cys Leu Val Lys Gly Phe Tyr Pro Ser Asp Ile Ala Val
    370                 375                 380

Glu Trp Glu Ser Asn Gly Gln Pro Glu Asn Asn Tyr Lys Thr Thr Pro
385                 390                 395                 400

Pro Val Leu Asp Ser Asp Gly Ser Phe Phe Leu Tyr Ser Lys Leu Thr
                405                 410                 415

Val Asp Lys Ser Arg Trp Gln Gln Gly Asn Val Phe Ser Cys Ser Val
            420                 425                 430

Met His Glu Ala Leu His Asn His Tyr Thr Gln Lys Ser Leu Ser Leu
        435                 440                 445

Ser Pro Gly
    450


<210>  199
<211>  451
<212>  PRT
<213>  artificial

<220>
<223>  Synthetic polypeptide

<400>  199

Glu Leu Gln Leu Gln Glu Ser Gly Pro Gly Leu Val Lys Pro Ser Glu
1               5                   10                  15

Thr Leu Ser Leu Thr Cys Thr Val Ser Gly Gly Ser Ile Thr Ser Ser
            20                  25                  30
```

```
Asn Tyr Tyr Trp Gly Trp Ile Arg Gln Pro Pro Gly Lys Gly Leu Glu
        35                  40                  45

Trp Ile Gly Ser Ile Asp Tyr Thr Gly Ser Thr Tyr Tyr Asn Pro Ser
    50                  55                  60

Leu Lys Ser Arg Val Thr Ile Ser Val Asp Thr Ser Lys Asn Gln Phe
65                  70                  75                  80

Ser Leu Lys Leu Ser Ser Val Thr Ala Ala Asp Thr Ala Val Tyr Tyr
                85                  90                  95

Cys Ala Thr Gly Lys Tyr Tyr Glu Thr Tyr Leu Gly Phe Asp Val Trp
            100                 105                 110

Gly Gln Gly Thr Leu Val Thr Val Ser Ser Ala Ser Thr Lys Gly Pro
        115                 120                 125

Ser Val Phe Pro Leu Ala Pro Ser Ser Lys Ser Thr Ser Gly Gly Thr
    130                 135                 140

Ala Ala Leu Gly Cys Leu Val Lys Asp Tyr Phe Pro Glu Pro Val Thr
145                 150                 155                 160

Val Ser Trp Asn Ser Gly Ala Leu Thr Ser Gly Val His Thr Phe Pro
                165                 170                 175

Ala Val Leu Gln Ser Ser Gly Leu Tyr Ser Leu Ser Ser Val Val Thr
            180                 185                 190

Val Pro Ser Ser Ser Leu Gly Thr Gln Thr Tyr Ile Cys Asn Val Asn
        195                 200                 205

His Lys Pro Ser Asn Thr Lys Val Asp Lys Lys Val Glu Pro Lys Ser
    210                 215                 220

Cys Asp Lys Thr His Thr Cys Pro Pro Cys Pro Ala Pro Glu Leu Leu
225                 230                 235                 240

Gly Gly Pro Ser Val Phe Leu Phe Pro Pro Lys Pro Lys Asp Thr Leu
                245                 250                 255

Met Ile Ser Arg Thr Pro Glu Val Thr Cys Val Val Val Asp Val Ser
            260                 265                 270

His Glu Asp Pro Glu Val Lys Phe Asn Trp Tyr Val Asp Gly Val Glu
        275                 280                 285

Val His Asn Ala Lys Thr Lys Pro Arg Glu Glu Gln Tyr Gly Ser Thr
```

```
    290                 295                 300

Tyr Arg Val Val Ser Val Leu Thr Val Leu His Gln Asp Trp Leu Asn
305                 310                 315                 320

Gly Lys Glu Tyr Lys Cys Lys Val Ser Asn Lys Ala Leu Pro Ala Pro
                325                 330                 335

Ile Glu Lys Thr Ile Ser Lys Ala Lys Gly Gln Pro Arg Glu Pro Gln
            340                 345                 350

Val Tyr Thr Leu Pro Pro Ser Arg Asp Glu Leu Thr Lys Asn Gln Val
        355                 360                 365

Ser Leu Ser Cys Ala Val Lys Gly Phe Tyr Pro Ser Asp Ile Ala Val
    370                 375                 380

Glu Trp Glu Ser Asn Gly Gln Pro Glu Asn Asn Tyr Lys Thr Thr Pro
385                 390                 395                 400

Pro Val Leu Asp Ser Asp Gly Ser Phe Phe Leu Val Ser Lys Leu Thr
                405                 410                 415

Val Asp Lys Ser Arg Trp Gln Gln Gly Asn Val Phe Ser Cys Ser Val
            420                 425                 430

Met His Glu Ala Leu His Asn His Tyr Thr Gln Lys Ser Leu Ser Leu
        435                 440                 445

Ser Pro Gly
    450


<210>  200
<211>  451
<212>  PRT
<213>  artificial

<220>
<223>  Synthetic polypeptide

<400>  200

Glu Leu Gln Leu Gln Glu Ser Gly Pro Gly Leu Val Lys Pro Ser Glu
1               5                   10                  15

Thr Leu Ser Leu Thr Cys Thr Val Ser Gly Gly Ser Ile Thr Ser Ser
            20                  25                  30

Asn Tyr Tyr Trp Gly Trp Ile Arg Gln Pro Pro Gly Lys Gly Leu Glu
        35                  40                  45
```

```
Trp Ile Gly Ser Ile Asp Tyr Thr Gly Ser Thr Tyr Tyr Gln Pro Ser
    50                  55                  60

Leu Lys Ser Arg Val Thr Ile Ser Val Asp Thr Ser Lys Asn Gln Phe
65                  70                  75                  80

Ser Leu Lys Leu Ser Ser Val Thr Ala Ala Asp Thr Ala Val Tyr Tyr
                85                  90                  95

Cys Ala Arg Gly Asn Tyr Tyr Glu Thr Tyr Leu Gly Phe Asp Val Trp
            100                 105                 110

Gly Gln Gly Thr Leu Val Thr Val Ser Ser Ala Ser Thr Lys Gly Pro
        115                 120                 125

Ser Val Phe Pro Leu Ala Pro Ser Ser Lys Ser Thr Ser Gly Gly Thr
    130                 135                 140

Ala Ala Leu Gly Cys Leu Val Lys Asp Tyr Phe Pro Glu Pro Val Thr
145                 150                 155                 160

Val Ser Trp Asn Ser Gly Ala Leu Thr Ser Gly Val His Thr Phe Pro
                165                 170                 175

Ala Val Leu Gln Ser Ser Gly Leu Tyr Ser Leu Ser Ser Val Val Thr
            180                 185                 190

Val Pro Ser Ser Ser Leu Gly Thr Gln Thr Tyr Ile Cys Asn Val Asn
        195                 200                 205

His Lys Pro Ser Asn Thr Lys Val Asp Lys Lys Val Glu Pro Lys Ser
    210                 215                 220

Cys Asp Lys Thr His Thr Cys Pro Pro Cys Pro Ala Pro Glu Leu Leu
225                 230                 235                 240

Gly Gly Pro Ser Val Phe Leu Phe Pro Pro Lys Pro Lys Asp Thr Leu
                245                 250                 255

Met Ile Ser Arg Thr Pro Glu Val Thr Cys Val Val Val Asp Val Ser
            260                 265                 270

His Glu Asp Pro Glu Val Lys Phe Asn Trp Tyr Val Asp Gly Val Glu
        275                 280                 285

Val His Asn Ala Lys Thr Lys Pro Arg Glu Glu Gln Tyr Gly Ser Thr
    290                 295                 300

Tyr Arg Val Val Ser Val Leu Thr Val Leu His Gln Asp Trp Leu Asn
```

305 310 315 320

Gly Lys Glu Tyr Lys Cys Lys Val Ser Asn Lys Ala Leu Pro Ala Pro
325 330 335

Ile Glu Lys Thr Ile Ser Lys Ala Lys Gly Gln Pro Arg Glu Pro Gln
340 345 350

Val Tyr Thr Leu Pro Pro Ser Arg Asp Glu Leu Thr Lys Asn Gln Val
355 360 365

Ser Leu Thr Cys Leu Val Lys Gly Phe Tyr Pro Ser Asp Ile Ala Val
370 375 380

Glu Trp Glu Ser Asn Gly Gln Pro Glu Asn Asn Tyr Lys Thr Thr Pro
385 390 395 400

Pro Val Leu Asp Ser Asp Gly Ser Phe Phe Leu Tyr Ser Lys Leu Thr
405 410 415

Val Asp Lys Ser Arg Trp Gln Gln Gly Asn Val Phe Ser Cys Ser Val
420 425 430

Met His Glu Ala Leu His Asn His Tyr Thr Gln Lys Ser Leu Ser Leu
435 440 445

Ser Pro Gly
450

<210> 201
<211> 451
<212> PRT
<213> artificial

<220>
<223> Synthetic polypeptide

<400> 201

Glu Leu Gln Leu Gln Glu Ser Gly Pro Gly Leu Val Lys Pro Ser Glu
1 5 10 15

Thr Leu Ser Leu Thr Cys Thr Val Ser Gly Gly Ser Ile Thr Ser Ser
20 25 30

Asn Tyr Tyr Trp Gly Trp Ile Arg Gln Pro Pro Gly Lys Gly Leu Glu
35 40 45

Trp Ile Gly Ser Ile Asp Tyr Thr Gly Ser Thr Tyr Tyr Gln Pro Ser
50 55 60

```
Leu Lys Ser Arg Val Thr Ile Ser Val Asp Thr Ser Lys Asn Gln Phe
65                  70                  75                  80


Ser Leu Lys Leu Ser Ser Val Thr Ala Ala Asp Thr Ala Val Tyr Tyr
                85                  90                  95


Cys Ala Arg Gly Asn Tyr Tyr Glu Thr Tyr Leu Gly Phe Asp Val Trp
            100                 105                 110


Gly Gln Gly Thr Leu Val Thr Val Ser Ser Ala Ser Thr Lys Gly Pro
        115                 120                 125


Ser Val Phe Pro Leu Ala Pro Ser Ser Lys Ser Thr Ser Gly Gly Thr
    130                 135                 140


Ala Ala Leu Gly Cys Leu Val Lys Asp Tyr Phe Pro Glu Pro Val Thr
145                 150                 155                 160


Val Ser Trp Asn Ser Gly Ala Leu Thr Ser Gly Val His Thr Phe Pro
                165                 170                 175


Ala Val Leu Gln Ser Ser Gly Leu Tyr Ser Leu Ser Ser Val Val Thr
            180                 185                 190


Val Pro Ser Ser Ser Leu Gly Thr Gln Thr Tyr Ile Cys Asn Val Asn
        195                 200                 205


His Lys Pro Ser Asn Thr Lys Val Asp Lys Lys Val Glu Pro Lys Ser
    210                 215                 220


Cys Asp Lys Thr His Thr Cys Pro Pro Cys Pro Ala Pro Glu Leu Leu
225                 230                 235                 240


Gly Gly Pro Ser Val Phe Leu Phe Pro Pro Lys Pro Lys Asp Thr Leu
                245                 250                 255


Met Ile Ser Arg Thr Pro Glu Val Thr Cys Val Val Val Asp Val Ser
            260                 265                 270


His Glu Asp Pro Glu Val Lys Phe Asn Trp Tyr Val Asp Gly Val Glu
        275                 280                 285


Val His Asn Ala Lys Thr Lys Pro Arg Glu Glu Gln Tyr Gly Ser Thr
    290                 295                 300


Tyr Arg Val Val Ser Val Leu Thr Val Leu His Gln Asp Trp Leu Asn
305                 310                 315                 320


Gly Lys Glu Tyr Lys Cys Lys Val Ser Asn Lys Ala Leu Pro Ala Pro
```

```
                325                 330                 335

Ile Glu Lys Thr Ile Ser Lys Ala Lys Gly Gln Pro Arg Glu Pro Gln
            340                 345                 350

Val Tyr Thr Leu Pro Pro Ser Arg Asp Glu Leu Thr Lys Asn Gln Val
        355                 360                 365

Ser Leu Trp Cys Leu Val Lys Gly Phe Tyr Pro Ser Asp Ile Ala Val
    370                 375                 380

Glu Trp Glu Ser Asn Gly Gln Pro Glu Asn Asn Tyr Lys Thr Thr Pro
385                 390                 395                 400

Pro Val Leu Asp Ser Asp Gly Ser Phe Phe Leu Tyr Ser Lys Leu Thr
                405                 410                 415

Val Asp Lys Ser Arg Trp Gln Gln Gly Asn Val Phe Ser Cys Ser Val
            420                 425                 430

Met His Glu Ala Leu His Asn His Tyr Thr Gln Lys Ser Leu Ser Leu
        435                 440                 445

Ser Pro Gly
    450
```

<210> 202
<211> 451
<212> PRT
<213> artificial

<220>
<223> Synthetic polypeptide

<400> 202

```
Glu Leu Gln Leu Gln Glu Ser Gly Pro Gly Leu Val Lys Pro Ser Glu
1               5                   10                  15

Thr Leu Ser Leu Thr Cys Thr Val Ser Gly Gly Ser Ile Thr Ser Ser
            20                  25                  30

Asn Tyr Tyr Trp Gly Trp Ile Arg Gln Pro Pro Gly Lys Gly Leu Glu
        35                  40                  45

Trp Ile Gly Ser Ile Asp Tyr Thr Gly Ser Thr Tyr Tyr Gln Pro Ser
    50                  55                  60

Leu Lys Ser Arg Val Thr Ile Ser Val Asp Thr Ser Lys Asn Gln Phe
65                  70                  75                  80
```

```
Ser Leu Lys Leu Ser Ser Val Thr Ala Ala Asp Thr Ala Val Tyr Tyr
                85                  90                  95

Cys Ala Arg Gly Asn Tyr Tyr Glu Thr Tyr Leu Gly Phe Asp Val Trp
            100                 105                 110

Gly Gln Gly Thr Leu Val Thr Val Ser Ser Ala Ser Thr Lys Gly Pro
        115                 120                 125

Ser Val Phe Pro Leu Ala Pro Ser Ser Lys Ser Thr Ser Gly Gly Thr
    130                 135                 140

Ala Ala Leu Gly Cys Leu Val Lys Asp Tyr Phe Pro Glu Pro Val Thr
145                 150                 155                 160

Val Ser Trp Asn Ser Gly Ala Leu Thr Ser Gly Val His Thr Phe Pro
                165                 170                 175

Ala Val Leu Gln Ser Ser Gly Leu Tyr Ser Leu Ser Ser Val Val Thr
            180                 185                 190

Val Pro Ser Ser Ser Leu Gly Thr Gln Thr Tyr Ile Cys Asn Val Asn
        195                 200                 205

His Lys Pro Ser Asn Thr Lys Val Asp Lys Lys Val Glu Pro Lys Ser
    210                 215                 220

Cys Asp Lys Thr His Thr Cys Pro Pro Cys Pro Ala Pro Glu Leu Leu
225                 230                 235                 240

Gly Gly Pro Ser Val Phe Leu Phe Pro Pro Lys Pro Lys Asp Thr Leu
                245                 250                 255

Met Ile Ser Arg Thr Pro Glu Val Thr Cys Val Val Val Asp Val Ser
            260                 265                 270

His Glu Asp Pro Glu Val Lys Phe Asn Trp Tyr Val Asp Gly Val Glu
        275                 280                 285

Val His Asn Ala Lys Thr Lys Pro Arg Glu Glu Gln Tyr Gly Ser Thr
    290                 295                 300

Tyr Arg Val Val Ser Val Leu Thr Val Leu His Gln Asp Trp Leu Asn
305                 310                 315                 320

Gly Lys Glu Tyr Lys Cys Lys Val Ser Asn Lys Ala Leu Pro Ala Pro
                325                 330                 335

Ile Glu Lys Thr Ile Ser Lys Ala Lys Gly Gln Pro Arg Glu Pro Gln
```

```
            340                 345                 350

Val Tyr Thr Leu Pro Pro Ser Arg Asp Glu Leu Thr Lys Asn Gln Val
        355                 360                 365

Ser Leu Ser Cys Ala Val Lys Gly Phe Tyr Pro Ser Asp Ile Ala Val
    370                 375                 380

Glu Trp Glu Ser Asn Gly Gln Pro Glu Asn Asn Tyr Lys Thr Thr Pro
385                 390                 395                 400

Pro Val Leu Asp Ser Asp Gly Ser Phe Phe Leu Val Ser Lys Leu Thr
                405                 410                 415

Val Asp Lys Ser Arg Trp Gln Gln Gly Asn Val Phe Ser Cys Ser Val
            420                 425                 430

Met His Glu Ala Leu His Asn His Tyr Thr Gln Lys Ser Leu Ser Leu
        435                 440                 445

Ser Pro Gly
    450
```

<210> 203
<211> 452
<212> PRT
<213> artificial

<220>
<223> Synthetic polypeptide

<400> 203

```
Glu Leu Gln Leu Gln Glu Ser Gly Pro Gly Leu Val Lys Pro Ser Glu
1               5                   10                  15

Thr Leu Ser Leu Thr Cys Thr Val Ser Gly Gly Ser Ile Ser Thr Ser
            20                  25                  30

Ser Tyr Tyr Trp Gly Trp Ile Arg Gln Pro Pro Gly Lys Gly Leu Glu
        35                  40                  45

Trp Ile Gly Ser Ile Tyr Tyr Thr Gly Asn Thr Tyr Tyr Asn Pro Ser
    50                  55                  60

Leu Lys Ser Arg Val Thr Ile Ser Val Asp Thr Ser Lys Asn Gln Phe
65                  70                  75                  80

Ser Leu Lys Leu Ser Ser Val Thr Ala Ala Asp Thr Ala Val Tyr Tyr
                85                  90                  95
```

```
Cys Ala Arg Val Arg Tyr Gly Val Gly Val Pro Arg Tyr Phe Asp Pro
            100                 105                 110

Trp Gly Gln Gly Thr Leu Val Thr Val Ser Ser Ala Ser Thr Lys Gly
        115                 120                 125

Pro Ser Val Phe Pro Leu Ala Pro Ser Ser Lys Ser Thr Ser Gly Gly
    130                 135                 140

Thr Ala Ala Leu Gly Cys Leu Val Lys Asp Tyr Phe Pro Glu Pro Val
145                 150                 155                 160

Thr Val Ser Trp Asn Ser Gly Ala Leu Thr Ser Gly Val His Thr Phe
                165                 170                 175

Pro Ala Val Leu Gln Ser Ser Gly Leu Tyr Ser Leu Ser Ser Val Val
            180                 185                 190

Thr Val Pro Ser Ser Ser Leu Gly Thr Gln Thr Tyr Ile Cys Asn Val
        195                 200                 205

Asn His Lys Pro Ser Asn Thr Lys Val Asp Lys Lys Val Glu Pro Lys
    210                 215                 220

Ser Cys Asp Lys Thr His Thr Cys Pro Pro Cys Pro Ala Pro Glu Leu
225                 230                 235                 240

Leu Gly Gly Pro Ser Val Phe Leu Phe Pro Pro Lys Pro Lys Asp Thr
                245                 250                 255

Leu Met Ile Ser Arg Thr Pro Glu Val Thr Cys Val Val Val Asp Val
            260                 265                 270

Ser His Glu Asp Pro Glu Val Lys Phe Asn Trp Tyr Val Asp Gly Val
        275                 280                 285

Glu Val His Asn Ala Lys Thr Lys Pro Arg Glu Glu Gln Tyr Gly Ser
    290                 295                 300

Thr Tyr Arg Val Val Ser Val Leu Thr Val Leu His Gln Asp Trp Leu
305                 310                 315                 320

Asn Gly Lys Glu Tyr Lys Cys Lys Val Ser Asn Lys Ala Leu Pro Ala
                325                 330                 335

Pro Ile Glu Lys Thr Ile Ser Lys Ala Lys Gly Gln Pro Arg Glu Pro
            340                 345                 350

Gln Val Tyr Thr Leu Pro Pro Ser Arg Asp Glu Leu Thr Lys Asn Gln
```

```
        355                 360                 365

Val Ser Leu Thr Cys Leu Val Lys Gly Phe Tyr Pro Ser Asp Ile Ala
    370                 375                 380

Val Glu Trp Glu Ser Asn Gly Gln Pro Glu Asn Asn Tyr Lys Thr Thr
385                 390                 395                 400

Pro Pro Val Leu Asp Ser Asp Gly Ser Phe Phe Leu Tyr Ser Lys Leu
                405                 410                 415

Thr Val Asp Lys Ser Arg Trp Gln Gln Gly Asn Val Phe Ser Cys Ser
            420                 425                 430

Val Met His Glu Ala Leu His Asn His Tyr Thr Gln Lys Ser Leu Ser
        435                 440                 445

Leu Ser Pro Gly
    450


<210>  204
<211>  452
<212>  PRT
<213>  artificial

<220>
<223>  Synthetic polypeptide

<400>  204

Glu Leu Gln Leu Gln Glu Ser Gly Pro Gly Leu Val Lys Pro Ser Glu
1               5                   10                  15

Thr Leu Ser Leu Thr Cys Thr Val Ser Gly Gly Ser Ile Ser Thr Ser
            20                  25                  30

Ser Tyr Tyr Trp Gly Trp Ile Arg Gln Pro Pro Gly Lys Gly Leu Glu
        35                  40                  45

Trp Ile Gly Ser Ile Tyr Tyr Thr Gly Asn Thr Tyr Tyr Asn Pro Ser
    50                  55                  60

Leu Lys Ser Arg Val Thr Ile Ser Val Asp Thr Ser Lys Asn Gln Phe
65                  70                  75                  80

Ser Leu Lys Leu Ser Ser Val Thr Ala Ala Asp Thr Ala Val Tyr Tyr
                85                  90                  95

Cys Ala Arg Val Arg Tyr Gly Val Gly Val Pro Arg Tyr Phe Asp Pro
            100                 105                 110
```

```
Trp Gly Gln Gly Thr Leu Val Thr Val Ser Ser Ala Ser Thr Lys Gly
        115                 120                 125

Pro Ser Val Phe Pro Leu Ala Pro Ser Ser Lys Ser Thr Ser Gly Gly
    130                 135                 140

Thr Ala Ala Leu Gly Cys Leu Val Lys Asp Tyr Phe Pro Glu Pro Val
145                 150                 155                 160

Thr Val Ser Trp Asn Ser Gly Ala Leu Thr Ser Gly Val His Thr Phe
                165                 170                 175

Pro Ala Val Leu Gln Ser Ser Gly Leu Tyr Ser Leu Ser Ser Val Val
            180                 185                 190

Thr Val Pro Ser Ser Ser Leu Gly Thr Gln Thr Tyr Ile Cys Asn Val
        195                 200                 205

Asn His Lys Pro Ser Asn Thr Lys Val Asp Lys Lys Val Glu Pro Lys
    210                 215                 220

Ser Cys Asp Lys Thr His Thr Cys Pro Pro Cys Pro Ala Pro Glu Leu
225                 230                 235                 240

Leu Gly Gly Pro Ser Val Phe Leu Phe Pro Pro Lys Pro Lys Asp Thr
                245                 250                 255

Leu Met Ile Ser Arg Thr Pro Glu Val Thr Cys Val Val Val Asp Val
            260                 265                 270

Ser His Glu Asp Pro Glu Val Lys Phe Asn Trp Tyr Val Asp Gly Val
        275                 280                 285

Glu Val His Asn Ala Lys Thr Lys Pro Arg Glu Glu Gln Tyr Gly Ser
    290                 295                 300

Thr Tyr Arg Val Val Ser Val Leu Thr Val Leu His Gln Asp Trp Leu
305                 310                 315                 320

Asn Gly Lys Glu Tyr Lys Cys Lys Val Ser Asn Lys Ala Leu Pro Ala
                325                 330                 335

Pro Ile Glu Lys Thr Ile Ser Lys Ala Lys Gly Gln Pro Arg Glu Pro
            340                 345                 350

Gln Val Tyr Thr Leu Pro Pro Ser Arg Asp Glu Leu Thr Lys Asn Gln
        355                 360                 365

Val Ser Leu Trp Cys Leu Val Lys Gly Phe Tyr Pro Ser Asp Ile Ala
```

```
    370                 375                 380

Val Glu Trp Glu Ser Asn Gly Gln Pro Glu Asn Asn Tyr Lys Thr Thr
385                 390                 395                 400

Pro Pro Val Leu Asp Ser Asp Gly Ser Phe Phe Leu Tyr Ser Lys Leu
                405                 410                 415

Thr Val Asp Lys Ser Arg Trp Gln Gln Gly Asn Val Phe Ser Cys Ser
            420                 425                 430

Val Met His Glu Ala Leu His Asn His Tyr Thr Gln Lys Ser Leu Ser
        435                 440                 445

Leu Ser Pro Gly
    450
```

<210> 205
<211> 452
<212> PRT
<213> artificial

<220>
<223> Synthetic polypeptide

<400> 205

```
Glu Leu Gln Leu Gln Glu Ser Gly Pro Gly Leu Val Lys Pro Ser Glu
1               5                   10                  15

Thr Leu Ser Leu Thr Cys Thr Val Ser Gly Gly Ser Ile Ser Thr Ser
            20                  25                  30

Ser Tyr Tyr Trp Gly Trp Ile Arg Gln Pro Pro Gly Lys Gly Leu Glu
        35                  40                  45

Trp Ile Gly Ser Ile Tyr Tyr Thr Gly Asn Thr Tyr Tyr Asn Pro Ser
    50                  55                  60

Leu Lys Ser Arg Val Thr Ile Ser Val Asp Thr Ser Lys Asn Gln Phe
65                  70                  75                  80

Ser Leu Lys Leu Ser Ser Val Thr Ala Ala Asp Thr Ala Val Tyr Tyr
                85                  90                  95

Cys Ala Arg Val Arg Tyr Gly Val Gly Val Pro Arg Tyr Phe Asp Pro
            100                 105                 110

Trp Gly Gln Gly Thr Leu Val Thr Val Ser Ser Ala Ser Thr Lys Gly
        115                 120                 125
```

```
Pro Ser Val Phe Pro Leu Ala Pro Ser Ser Lys Ser Thr Ser Gly Gly
    130                 135                 140

Thr Ala Ala Leu Gly Cys Leu Val Lys Asp Tyr Phe Pro Glu Pro Val
145                 150                 155                 160

Thr Val Ser Trp Asn Ser Gly Ala Leu Thr Ser Gly Val His Thr Phe
                165                 170                 175

Pro Ala Val Leu Gln Ser Ser Gly Leu Tyr Ser Leu Ser Ser Val Val
            180                 185                 190

Thr Val Pro Ser Ser Ser Leu Gly Thr Gln Thr Tyr Ile Cys Asn Val
        195                 200                 205

Asn His Lys Pro Ser Asn Thr Lys Val Asp Lys Lys Val Glu Pro Lys
    210                 215                 220

Ser Cys Asp Lys Thr His Thr Cys Pro Pro Cys Pro Ala Pro Glu Leu
225                 230                 235                 240

Leu Gly Gly Pro Ser Val Phe Leu Phe Pro Pro Lys Pro Lys Asp Thr
                245                 250                 255

Leu Met Ile Ser Arg Thr Pro Glu Val Thr Cys Val Val Val Asp Val
            260                 265                 270

Ser His Glu Asp Pro Glu Val Lys Phe Asn Trp Tyr Val Asp Gly Val
        275                 280                 285

Glu Val His Asn Ala Lys Thr Lys Pro Arg Glu Glu Gln Tyr Gly Ser
    290                 295                 300

Thr Tyr Arg Val Val Ser Val Leu Thr Val Leu His Gln Asp Trp Leu
305                 310                 315                 320

Asn Gly Lys Glu Tyr Lys Cys Lys Val Ser Asn Lys Ala Leu Pro Ala
                325                 330                 335

Pro Ile Glu Lys Thr Ile Ser Lys Ala Lys Gly Gln Pro Arg Glu Pro
            340                 345                 350

Gln Val Tyr Thr Leu Pro Pro Ser Arg Asp Glu Leu Thr Lys Asn Gln
        355                 360                 365

Val Ser Leu Ser Cys Ala Val Lys Gly Phe Tyr Pro Ser Asp Ile Ala
    370                 375                 380

Val Glu Trp Glu Ser Asn Gly Gln Pro Glu Asn Asn Tyr Lys Thr Thr
```

385 390 395 400

Pro Pro Val Leu Asp Ser Asp Gly Ser Phe Phe Leu Val Ser Lys Leu
405 410 415

Thr Val Asp Lys Ser Arg Trp Gln Gln Gly Asn Val Phe Ser Cys Ser
420 425 430

Val Met His Glu Ala Leu His Asn His Tyr Thr Gln Lys Ser Leu Ser
435 440 445

Leu Ser Pro Gly
450

<210> 206
<211> 452
<212> PRT
<213> artificial

<220>
<223> Synthetic polypeptide

<400> 206

Glu Leu Gln Leu Gln Glu Ser Gly Pro Gly Leu Val Lys Pro Ser Glu
1 5 10 15

Thr Leu Ser Leu Thr Cys Thr Val Ser Gly Gly Ser Ile Ser Asp Ser
20 25 30

Ser Tyr Tyr Trp Gly Trp Ile Arg Gln Pro Pro Gly Lys Gly Leu Glu
35 40 45

Trp Ile Gly Ser Ile Tyr Tyr Thr Gly Asn Thr Tyr Tyr Asn Ser Ser
50 55 60

Leu Lys Ser Arg Val Thr Ile Ser Val Asp Thr Ser Lys Asn Gln Phe
65 70 75 80

Ser Leu Lys Leu Ser Ser Val Thr Ala Ala Asp Thr Ala Val Tyr Tyr
85 90 95

Cys Ala Arg Val Arg Tyr Gly Val Gly Val Pro Arg Tyr Phe Asp Pro
100 105 110

Trp Gly Gln Gly Thr Leu Val Thr Val Ser Ser Ala Ser Thr Lys Gly
115 120 125

Pro Ser Val Phe Pro Leu Ala Pro Ser Ser Lys Ser Thr Ser Gly Gly
130 135 140

```
Thr Ala Ala Leu Gly Cys Leu Val Lys Asp Tyr Phe Pro Glu Pro Val
145                 150                 155                 160

Thr Val Ser Trp Asn Ser Gly Ala Leu Thr Ser Gly Val His Thr Phe
                165                 170                 175

Pro Ala Val Leu Gln Ser Ser Gly Leu Tyr Ser Leu Ser Ser Val Val
            180                 185                 190

Thr Val Pro Ser Ser Ser Leu Gly Thr Gln Thr Tyr Ile Cys Asn Val
        195                 200                 205

Asn His Lys Pro Ser Asn Thr Lys Val Asp Lys Lys Val Glu Pro Lys
    210                 215                 220

Ser Cys Asp Lys Thr His Thr Cys Pro Pro Cys Pro Ala Pro Glu Leu
225                 230                 235                 240

Leu Gly Gly Pro Ser Val Phe Leu Phe Pro Pro Lys Pro Lys Asp Thr
                245                 250                 255

Leu Met Ile Ser Arg Thr Pro Glu Val Thr Cys Val Val Val Asp Val
            260                 265                 270

Ser His Glu Asp Pro Glu Val Lys Phe Asn Trp Tyr Val Asp Gly Val
        275                 280                 285

Glu Val His Asn Ala Lys Thr Lys Pro Arg Glu Glu Gln Tyr Gly Ser
    290                 295                 300

Thr Tyr Arg Val Val Ser Val Leu Thr Val Leu His Gln Asp Trp Leu
305                 310                 315                 320

Asn Gly Lys Glu Tyr Lys Cys Lys Val Ser Asn Lys Ala Leu Pro Ala
                325                 330                 335

Pro Ile Glu Lys Thr Ile Ser Lys Ala Lys Gly Gln Pro Arg Glu Pro
            340                 345                 350

Gln Val Tyr Thr Leu Pro Pro Ser Arg Asp Glu Leu Thr Lys Asn Gln
        355                 360                 365

Val Ser Leu Thr Cys Leu Val Lys Gly Phe Tyr Pro Ser Asp Ile Ala
    370                 375                 380

Val Glu Trp Glu Ser Asn Gly Gln Pro Glu Asn Asn Tyr Lys Thr Thr
385                 390                 395                 400

Pro Pro Val Leu Asp Ser Asp Gly Ser Phe Phe Leu Tyr Ser Lys Leu
```

405 410 415

Thr Val Asp Lys Ser Arg Trp Gln Gln Gly Asn Val Phe Ser Cys Ser
420 425 430

Val Met His Glu Ala Leu His Asn His Tyr Thr Gln Lys Ser Leu Ser
435 440 445

Leu Ser Pro Gly
450

<210> 207
<211> 452
<212> PRT
<213> artificial

<220>
<223> Synthetic polypeptide

<400> 207

Glu Leu Gln Leu Gln Glu Ser Gly Pro Gly Leu Val Lys Pro Ser Glu
1 5 10 15

Thr Leu Ser Leu Thr Cys Thr Val Ser Gly Gly Ser Ile Ser Asp Ser
20 25 30

Ser Tyr Tyr Trp Gly Trp Ile Arg Gln Pro Pro Gly Lys Gly Leu Glu
35 40 45

Trp Ile Gly Ser Ile Tyr Tyr Thr Gly Asn Thr Tyr Tyr Asn Ser Ser
50 55 60

Leu Lys Ser Arg Val Thr Ile Ser Val Asp Thr Ser Lys Asn Gln Phe
65 70 75 80

Ser Leu Lys Leu Ser Ser Val Thr Ala Ala Asp Thr Ala Val Tyr Tyr
85 90 95

Cys Ala Arg Val Arg Tyr Gly Val Gly Val Pro Arg Tyr Phe Asp Pro
100 105 110

Trp Gly Gln Gly Thr Leu Val Thr Val Ser Ser Ala Ser Thr Lys Gly
115 120 125

Pro Ser Val Phe Pro Leu Ala Pro Ser Ser Lys Ser Thr Ser Gly Gly
130 135 140

Thr Ala Ala Leu Gly Cys Leu Val Lys Asp Tyr Phe Pro Glu Pro Val
145 150 155 160

```
Thr Val Ser Trp Asn Ser Gly Ala Leu Thr Ser Gly Val His Thr Phe
                165                 170                 175

Pro Ala Val Leu Gln Ser Ser Gly Leu Tyr Ser Leu Ser Ser Val Val
            180                 185                 190

Thr Val Pro Ser Ser Ser Leu Gly Thr Gln Thr Tyr Ile Cys Asn Val
        195                 200                 205

Asn His Lys Pro Ser Asn Thr Lys Val Asp Lys Lys Val Glu Pro Lys
    210                 215                 220

Ser Cys Asp Lys Thr His Thr Cys Pro Pro Cys Pro Ala Pro Glu Leu
225                 230                 235                 240

Leu Gly Gly Pro Ser Val Phe Leu Phe Pro Pro Lys Pro Lys Asp Thr
                245                 250                 255

Leu Met Ile Ser Arg Thr Pro Glu Val Thr Cys Val Val Val Asp Val
            260                 265                 270

Ser His Glu Asp Pro Glu Val Lys Phe Asn Trp Tyr Val Asp Gly Val
        275                 280                 285

Glu Val His Asn Ala Lys Thr Lys Pro Arg Glu Glu Gln Tyr Gly Ser
    290                 295                 300

Thr Tyr Arg Val Val Ser Val Leu Thr Val Leu His Gln Asp Trp Leu
305                 310                 315                 320

Asn Gly Lys Glu Tyr Lys Cys Lys Val Ser Asn Lys Ala Leu Pro Ala
                325                 330                 335

Pro Ile Glu Lys Thr Ile Ser Lys Ala Lys Gly Gln Pro Arg Glu Pro
            340                 345                 350

Gln Val Tyr Thr Leu Pro Pro Ser Arg Asp Glu Leu Thr Lys Asn Gln
        355                 360                 365

Val Ser Leu Trp Cys Leu Val Lys Gly Phe Tyr Pro Ser Asp Ile Ala
    370                 375                 380

Val Glu Trp Glu Ser Asn Gly Gln Pro Glu Asn Asn Tyr Lys Thr Thr
385                 390                 395                 400

Pro Pro Val Leu Asp Ser Asp Gly Ser Phe Phe Leu Tyr Ser Lys Leu
                405                 410                 415

Thr Val Asp Lys Ser Arg Trp Gln Gln Gly Asn Val Phe Ser Cys Ser
```

420 425 430

Val Met His Glu Ala Leu His Asn His Tyr Thr Gln Lys Ser Leu Ser
435 440 445

Leu Ser Pro Gly
450

<210> 208
<211> 452
<212> PRT
<213> artificial

<220>
<223> Synthetic polypeptide

<400> 208

Glu Leu Gln Leu Gln Glu Ser Gly Pro Gly Leu Val Lys Pro Ser Glu
1 5 10 15

Thr Leu Ser Leu Thr Cys Thr Val Ser Gly Gly Ser Ile Ser Asp Ser
20 25 30

Ser Tyr Tyr Trp Gly Trp Ile Arg Gln Pro Pro Gly Lys Gly Leu Glu
35 40 45

Trp Ile Gly Ser Ile Tyr Tyr Thr Gly Asn Thr Tyr Tyr Asn Ser Ser
50 55 60

Leu Lys Ser Arg Val Thr Ile Ser Val Asp Thr Ser Lys Asn Gln Phe
65 70 75 80

Ser Leu Lys Leu Ser Ser Val Thr Ala Ala Asp Thr Ala Val Tyr Tyr
85 90 95

Cys Ala Arg Val Arg Tyr Gly Val Gly Val Pro Arg Tyr Phe Asp Pro
100 105 110

Trp Gly Gln Gly Thr Leu Val Thr Val Ser Ser Ala Ser Thr Lys Gly
115 120 125

Pro Ser Val Phe Pro Leu Ala Pro Ser Ser Lys Ser Thr Ser Gly Gly
130 135 140

Thr Ala Ala Leu Gly Cys Leu Val Lys Asp Tyr Phe Pro Glu Pro Val
145 150 155 160

Thr Val Ser Trp Asn Ser Gly Ala Leu Thr Ser Gly Val His Thr Phe
165 170 175

```
Pro Ala Val Leu Gln Ser Ser Gly Leu Tyr Ser Leu Ser Ser Val Val
            180                 185                 190

Thr Val Pro Ser Ser Ser Leu Gly Thr Gln Thr Tyr Ile Cys Asn Val
        195                 200                 205

Asn His Lys Pro Ser Asn Thr Lys Val Asp Lys Lys Val Glu Pro Lys
    210                 215                 220

Ser Cys Asp Lys Thr His Thr Cys Pro Pro Cys Pro Ala Pro Glu Leu
225                 230                 235                 240

Leu Gly Gly Pro Ser Val Phe Leu Phe Pro Pro Lys Pro Lys Asp Thr
                245                 250                 255

Leu Met Ile Ser Arg Thr Pro Glu Val Thr Cys Val Val Val Asp Val
            260                 265                 270

Ser His Glu Asp Pro Glu Val Lys Phe Asn Trp Tyr Val Asp Gly Val
        275                 280                 285

Glu Val His Asn Ala Lys Thr Lys Pro Arg Glu Glu Gln Tyr Gly Ser
    290                 295                 300

Thr Tyr Arg Val Val Ser Val Leu Thr Val Leu His Gln Asp Trp Leu
305                 310                 315                 320

Asn Gly Lys Glu Tyr Lys Cys Lys Val Ser Asn Lys Ala Leu Pro Ala
                325                 330                 335

Pro Ile Glu Lys Thr Ile Ser Lys Ala Lys Gly Gln Pro Arg Glu Pro
            340                 345                 350

Gln Val Tyr Thr Leu Pro Pro Ser Arg Asp Glu Leu Thr Lys Asn Gln
        355                 360                 365

Val Ser Leu Ser Cys Ala Val Lys Gly Phe Tyr Pro Ser Asp Ile Ala
    370                 375                 380

Val Glu Trp Glu Ser Asn Gly Gln Pro Glu Asn Asn Tyr Lys Thr Thr
385                 390                 395                 400

Pro Pro Val Leu Asp Ser Asp Gly Ser Phe Phe Leu Val Ser Lys Leu
                405                 410                 415

Thr Val Asp Lys Ser Arg Trp Gln Gln Gly Asn Val Phe Ser Cys Ser
            420                 425                 430

Val Met His Glu Ala Leu His Asn His Tyr Thr Gln Lys Ser Leu Ser
```

435 440 445

Leu Ser Pro Gly
450

<210> 209
<211> 452
<212> PRT
<213> artificial

<220>
<223> Synthetic polypeptide

<400> 209

Glu Leu Gln Leu Gln Glu Ser Gly Pro Gly Leu Val Lys Pro Ser Glu
1 5 10 15

Thr Leu Ser Leu Thr Cys Thr Val Ser Gly Gly Ser Ile Ser Glu Ser
20 25 30

Ser Tyr Tyr Trp Gly Trp Ile Arg Gln Pro Pro Gly Lys Gly Leu Glu
35 40 45

Trp Ile Gly Ser Ile Tyr Tyr Thr Gly Asn Thr Tyr Tyr Asn Pro Ser
50 55 60

Leu Lys Ser Arg Val Thr Ile Ser Val Asp Thr Ser Lys Asn Gln Phe
65 70 75 80

Ser Leu Lys Leu Ser Ser Val Thr Ala Ala Asp Thr Ala Val Tyr Tyr
85 90 95

Cys Ala Gly Val Arg Tyr Gly Val Gly Val Pro Arg Tyr Phe Asp Pro
100 105 110

Trp Gly Gln Gly Thr Leu Val Thr Val Ser Ser Ala Ser Thr Lys Gly
115 120 125

Pro Ser Val Phe Pro Leu Ala Pro Ser Ser Lys Ser Thr Ser Gly Gly
130 135 140

Thr Ala Ala Leu Gly Cys Leu Val Lys Asp Tyr Phe Pro Glu Pro Val
145 150 155 160

Thr Val Ser Trp Asn Ser Gly Ala Leu Thr Ser Gly Val His Thr Phe
165 170 175

Pro Ala Val Leu Gln Ser Ser Gly Leu Tyr Ser Leu Ser Ser Val Val
180 185 190

```
Thr Val Pro Ser Ser Ser Leu Gly Thr Gln Thr Tyr Ile Cys Asn Val
        195                 200                 205

Asn His Lys Pro Ser Asn Thr Lys Val Asp Lys Lys Val Glu Pro Lys
    210                 215                 220

Ser Cys Asp Lys Thr His Thr Cys Pro Pro Cys Pro Ala Pro Glu Leu
225                 230                 235                 240

Leu Gly Gly Pro Ser Val Phe Leu Phe Pro Pro Lys Pro Lys Asp Thr
                245                 250                 255

Leu Met Ile Ser Arg Thr Pro Glu Val Thr Cys Val Val Val Asp Val
            260                 265                 270

Ser His Glu Asp Pro Glu Val Lys Phe Asn Trp Tyr Val Asp Gly Val
        275                 280                 285

Glu Val His Asn Ala Lys Thr Lys Pro Arg Glu Glu Gln Tyr Gly Ser
    290                 295                 300

Thr Tyr Arg Val Val Ser Val Leu Thr Val Leu His Gln Asp Trp Leu
305                 310                 315                 320

Asn Gly Lys Glu Tyr Lys Cys Lys Val Ser Asn Lys Ala Leu Pro Ala
                325                 330                 335

Pro Ile Glu Lys Thr Ile Ser Lys Ala Lys Gly Gln Pro Arg Glu Pro
            340                 345                 350

Gln Val Tyr Thr Leu Pro Pro Ser Arg Asp Glu Leu Thr Lys Asn Gln
        355                 360                 365

Val Ser Leu Thr Cys Leu Val Lys Gly Phe Tyr Pro Ser Asp Ile Ala
    370                 375                 380

Val Glu Trp Glu Ser Asn Gly Gln Pro Glu Asn Asn Tyr Lys Thr Thr
385                 390                 395                 400

Pro Pro Val Leu Asp Ser Asp Gly Ser Phe Phe Leu Tyr Ser Lys Leu
                405                 410                 415

Thr Val Asp Lys Ser Arg Trp Gln Gln Gly Asn Val Phe Ser Cys Ser
            420                 425                 430

Val Met His Glu Ala Leu His Asn His Tyr Thr Gln Lys Ser Leu Ser
        435                 440                 445

Leu Ser Pro Gly
```

450

<210> 210
<211> 452
<212> PRT
<213> artificial

<220>
<223> Synthetic polypeptide

<400> 210

Glu Leu Gln Leu Gln Glu Ser Gly Pro Gly Leu Val Lys Pro Ser Glu
1 5 10 15

Thr Leu Ser Leu Thr Cys Thr Val Ser Gly Gly Ser Ile Ser Glu Ser
20 25 30

Ser Tyr Tyr Trp Gly Trp Ile Arg Gln Pro Pro Gly Lys Gly Leu Glu
35 40 45

Trp Ile Gly Ser Ile Tyr Tyr Thr Gly Asn Thr Tyr Tyr Asn Pro Ser
50 55 60

Leu Lys Ser Arg Val Thr Ile Ser Val Asp Thr Ser Lys Asn Gln Phe
65 70 75 80

Ser Leu Lys Leu Ser Ser Val Thr Ala Ala Asp Thr Ala Val Tyr Tyr
85 90 95

Cys Ala Gly Val Arg Tyr Gly Val Gly Val Pro Arg Tyr Phe Asp Pro
100 105 110

Trp Gly Gln Gly Thr Leu Val Thr Val Ser Ser Ala Ser Thr Lys Gly
115 120 125

Pro Ser Val Phe Pro Leu Ala Pro Ser Ser Lys Ser Thr Ser Gly Gly
130 135 140

Thr Ala Ala Leu Gly Cys Leu Val Lys Asp Tyr Phe Pro Glu Pro Val
145 150 155 160

Thr Val Ser Trp Asn Ser Gly Ala Leu Thr Ser Gly Val His Thr Phe
165 170 175

Pro Ala Val Leu Gln Ser Ser Gly Leu Tyr Ser Leu Ser Ser Val Val
180 185 190

Thr Val Pro Ser Ser Ser Leu Gly Thr Gln Thr Tyr Ile Cys Asn Val
195 200 205

```
Asn His Lys Pro Ser Asn Thr Lys Val Asp Lys Lys Val Glu Pro Lys
    210                 215                 220

Ser Cys Asp Lys Thr His Thr Cys Pro Pro Cys Pro Ala Pro Glu Leu
225                 230                 235                 240

Leu Gly Gly Pro Ser Val Phe Leu Phe Pro Pro Lys Pro Lys Asp Thr
                245                 250                 255

Leu Met Ile Ser Arg Thr Pro Glu Val Thr Cys Val Val Val Asp Val
            260                 265                 270

Ser His Glu Asp Pro Glu Val Lys Phe Asn Trp Tyr Val Asp Gly Val
        275                 280                 285

Glu Val His Asn Ala Lys Thr Lys Pro Arg Glu Glu Gln Tyr Gly Ser
    290                 295                 300

Thr Tyr Arg Val Val Ser Val Leu Thr Val Leu His Gln Asp Trp Leu
305                 310                 315                 320

Asn Gly Lys Glu Tyr Lys Cys Lys Val Ser Asn Lys Ala Leu Pro Ala
                325                 330                 335

Pro Ile Glu Lys Thr Ile Ser Lys Ala Lys Gly Gln Pro Arg Glu Pro
            340                 345                 350

Gln Val Tyr Thr Leu Pro Pro Ser Arg Asp Glu Leu Thr Lys Asn Gln
        355                 360                 365

Val Ser Leu Trp Cys Leu Val Lys Gly Phe Tyr Pro Ser Asp Ile Ala
    370                 375                 380

Val Glu Trp Glu Ser Asn Gly Gln Pro Glu Asn Asn Tyr Lys Thr Thr
385                 390                 395                 400

Pro Pro Val Leu Asp Ser Asp Gly Ser Phe Phe Leu Tyr Ser Lys Leu
                405                 410                 415

Thr Val Asp Lys Ser Arg Trp Gln Gln Gly Asn Val Phe Ser Cys Ser
            420                 425                 430

Val Met His Glu Ala Leu His Asn His Tyr Thr Gln Lys Ser Leu Ser
        435                 440                 445

Leu Ser Pro Gly
    450
```

<210> 211

<211> 452
<212> PRT
<213> artificial

<220>
<223> Synthetic polypeptide

<400> 211

```
Glu Leu Gln Leu Gln Glu Ser Gly Pro Gly Leu Val Lys Pro Ser Glu
1               5                   10                  15


Thr Leu Ser Leu Thr Cys Thr Val Ser Gly Gly Ser Ile Ser Glu Ser
            20                  25                  30


Ser Tyr Tyr Trp Gly Trp Ile Arg Gln Pro Pro Gly Lys Gly Leu Glu
        35                  40                  45


Trp Ile Gly Ser Ile Tyr Tyr Thr Gly Asn Thr Tyr Tyr Asn Pro Ser
    50                  55                  60


Leu Lys Ser Arg Val Thr Ile Ser Val Asp Thr Ser Lys Asn Gln Phe
65                  70                  75                  80


Ser Leu Lys Leu Ser Ser Val Thr Ala Ala Asp Thr Ala Val Tyr Tyr
                85                  90                  95


Cys Ala Gly Val Arg Tyr Gly Val Gly Val Pro Arg Tyr Phe Asp Pro
            100                 105                 110


Trp Gly Gln Gly Thr Leu Val Thr Val Ser Ser Ala Ser Thr Lys Gly
        115                 120                 125


Pro Ser Val Phe Pro Leu Ala Pro Ser Ser Lys Ser Thr Ser Gly Gly
    130                 135                 140


Thr Ala Ala Leu Gly Cys Leu Val Lys Asp Tyr Phe Pro Glu Pro Val
145                 150                 155                 160


Thr Val Ser Trp Asn Ser Gly Ala Leu Thr Ser Gly Val His Thr Phe
                165                 170                 175


Pro Ala Val Leu Gln Ser Ser Gly Leu Tyr Ser Leu Ser Ser Val Val
            180                 185                 190


Thr Val Pro Ser Ser Ser Leu Gly Thr Gln Thr Tyr Ile Cys Asn Val
        195                 200                 205


Asn His Lys Pro Ser Asn Thr Lys Val Asp Lys Lys Val Glu Pro Lys
    210                 215                 220
```

```
Ser Cys Asp Lys Thr His Thr Cys Pro Pro Cys Pro Ala Pro Glu Leu
225                 230                 235                 240


Leu Gly Gly Pro Ser Val Phe Leu Phe Pro Pro Lys Pro Lys Asp Thr
                245                 250                 255


Leu Met Ile Ser Arg Thr Pro Glu Val Thr Cys Val Val Val Asp Val
            260                 265                 270


Ser His Glu Asp Pro Glu Val Lys Phe Asn Trp Tyr Val Asp Gly Val
        275                 280                 285


Glu Val His Asn Ala Lys Thr Lys Pro Arg Glu Glu Gln Tyr Gly Ser
    290                 295                 300


Thr Tyr Arg Val Val Ser Val Leu Thr Val Leu His Gln Asp Trp Leu
305                 310                 315                 320


Asn Gly Lys Glu Tyr Lys Cys Lys Val Ser Asn Lys Ala Leu Pro Ala
                325                 330                 335


Pro Ile Glu Lys Thr Ile Ser Lys Ala Lys Gly Gln Pro Arg Glu Pro
            340                 345                 350


Gln Val Tyr Thr Leu Pro Pro Ser Arg Asp Glu Leu Thr Lys Asn Gln
        355                 360                 365


Val Ser Leu Ser Cys Ala Val Lys Gly Phe Tyr Pro Ser Asp Ile Ala
    370                 375                 380


Val Glu Trp Glu Ser Asn Gly Gln Pro Glu Asn Asn Tyr Lys Thr Thr
385                 390                 395                 400


Pro Pro Val Leu Asp Ser Asp Gly Ser Phe Phe Leu Val Ser Lys Leu
                405                 410                 415


Thr Val Asp Lys Ser Arg Trp Gln Gln Gly Asn Val Phe Ser Cys Ser
            420                 425                 430


Val Met His Glu Ala Leu His Asn His Tyr Thr Gln Lys Ser Leu Ser
        435                 440                 445


Leu Ser Pro Gly
    450


<210>  212
<211>  452
<212>  PRT
<213>  artificial
```

<220>
<223> Synthetic polypeptide

<400> 212

```
Glu Leu Gln Leu Gln Glu Ser Gly Pro Gly Leu Val Lys Pro Ser Glu
1               5                  10                  15


Thr Leu Ser Leu Thr Cys Thr Val Ser Gly Gly Ser Ile Ser Thr Ser
            20                  25                  30


Ser Asp Tyr Trp Gly Trp Ile Arg Gln Pro Pro Gly Lys Gly Leu Glu
        35                  40                  45


Trp Ile Gly Ser Ile Tyr Tyr Thr Gly Asn Thr Tyr Tyr Leu Pro Ser
    50                  55                  60


Leu Lys Ser Arg Val Thr Ile Ser Val Asp Thr Ser Lys Asn Gln Phe
65                  70                  75                  80


Ser Leu Lys Leu Ser Ser Val Thr Ala Ala Asp Thr Ala Val Tyr Tyr
                85                  90                  95


Cys Ser Arg Val Arg Tyr Gly Val Gly Val Pro Arg Tyr Phe Asp Pro
            100                 105                 110


Trp Gly Gln Gly Thr Leu Val Thr Val Ser Ser Ala Ser Thr Lys Gly
        115                 120                 125


Pro Ser Val Phe Pro Leu Ala Pro Ser Ser Lys Ser Thr Ser Gly Gly
    130                 135                 140


Thr Ala Ala Leu Gly Cys Leu Val Lys Asp Tyr Phe Pro Glu Pro Val
145                 150                 155                 160


Thr Val Ser Trp Asn Ser Gly Ala Leu Thr Ser Gly Val His Thr Phe
                165                 170                 175


Pro Ala Val Leu Gln Ser Ser Gly Leu Tyr Ser Leu Ser Ser Val Val
            180                 185                 190


Thr Val Pro Ser Ser Ser Leu Gly Thr Gln Thr Tyr Ile Cys Asn Val
        195                 200                 205


Asn His Lys Pro Ser Asn Thr Lys Val Asp Lys Lys Val Glu Pro Lys
    210                 215                 220


Ser Cys Asp Lys Thr His Thr Cys Pro Pro Cys Pro Ala Pro Glu Leu
225                 230                 235                 240
```

```
Leu Gly Gly Pro Ser Val Phe Leu Phe Pro Pro Lys Pro Lys Asp Thr
                245                 250                 255

Leu Met Ile Ser Arg Thr Pro Glu Val Thr Cys Val Val Val Asp Val
            260                 265                 270

Ser His Glu Asp Pro Glu Val Lys Phe Asn Trp Tyr Val Asp Gly Val
        275                 280                 285

Glu Val His Asn Ala Lys Thr Lys Pro Arg Glu Glu Gln Tyr Gly Ser
    290                 295                 300

Thr Tyr Arg Val Val Ser Val Leu Thr Val Leu His Gln Asp Trp Leu
305                 310                 315                 320

Asn Gly Lys Glu Tyr Lys Cys Lys Val Ser Asn Lys Ala Leu Pro Ala
                325                 330                 335

Pro Ile Glu Lys Thr Ile Ser Lys Ala Lys Gly Gln Pro Arg Glu Pro
            340                 345                 350

Gln Val Tyr Thr Leu Pro Pro Ser Arg Asp Glu Leu Thr Lys Asn Gln
        355                 360                 365

Val Ser Leu Thr Cys Leu Val Lys Gly Phe Tyr Pro Ser Asp Ile Ala
    370                 375                 380

Val Glu Trp Glu Ser Asn Gly Gln Pro Glu Asn Asn Tyr Lys Thr Thr
385                 390                 395                 400

Pro Pro Val Leu Asp Ser Asp Gly Ser Phe Phe Leu Tyr Ser Lys Leu
                405                 410                 415

Thr Val Asp Lys Ser Arg Trp Gln Gln Gly Asn Val Phe Ser Cys Ser
            420                 425                 430

Val Met His Glu Ala Leu His Asn His Tyr Thr Gln Lys Ser Leu Ser
        435                 440                 445

Leu Ser Pro Gly
    450


<210>  213
<211>  452
<212>  PRT
<213>  artificial

<220>
<223>  Synthetic polypeptide

<400>  213
```

```
Glu Leu Gln Leu Gln Glu Ser Gly Pro Gly Leu Val Lys Pro Ser Glu
1               5                   10                  15

Thr Leu Ser Leu Thr Cys Thr Val Ser Gly Gly Ser Ile Ser Thr Ser
            20                  25                  30

Ser Asp Tyr Trp Gly Trp Ile Arg Gln Pro Pro Gly Lys Gly Leu Glu
        35                  40                  45

Trp Ile Gly Ser Ile Tyr Tyr Thr Gly Asn Thr Tyr Tyr Leu Pro Ser
    50                  55                  60

Leu Lys Ser Arg Val Thr Ile Ser Val Asp Thr Ser Lys Asn Gln Phe
65                  70                  75                  80

Ser Leu Lys Leu Ser Ser Val Thr Ala Ala Asp Thr Ala Val Tyr Tyr
                85                  90                  95

Cys Ser Arg Val Arg Tyr Gly Val Gly Val Pro Arg Tyr Phe Asp Pro
            100                 105                 110

Trp Gly Gln Gly Thr Leu Val Thr Val Ser Ser Ala Ser Thr Lys Gly
        115                 120                 125

Pro Ser Val Phe Pro Leu Ala Pro Ser Ser Lys Ser Thr Ser Gly Gly
    130                 135                 140

Thr Ala Ala Leu Gly Cys Leu Val Lys Asp Tyr Phe Pro Glu Pro Val
145                 150                 155                 160

Thr Val Ser Trp Asn Ser Gly Ala Leu Thr Ser Gly Val His Thr Phe
                165                 170                 175

Pro Ala Val Leu Gln Ser Ser Gly Leu Tyr Ser Leu Ser Ser Val Val
            180                 185                 190

Thr Val Pro Ser Ser Ser Leu Gly Thr Gln Thr Tyr Ile Cys Asn Val
        195                 200                 205

Asn His Lys Pro Ser Asn Thr Lys Val Asp Lys Lys Val Glu Pro Lys
    210                 215                 220

Ser Cys Asp Lys Thr His Thr Cys Pro Pro Cys Pro Ala Pro Glu Leu
225                 230                 235                 240

Leu Gly Gly Pro Ser Val Phe Leu Phe Pro Pro Lys Pro Lys Asp Thr
                245                 250                 255
```

```
Leu Met Ile Ser Arg Thr Pro Glu Val Thr Cys Val Val Val Asp Val
            260                 265                 270


Ser His Glu Asp Pro Glu Val Lys Phe Asn Trp Tyr Val Asp Gly Val
        275                 280                 285


Glu Val His Asn Ala Lys Thr Lys Pro Arg Glu Glu Gln Tyr Gly Ser
    290                 295                 300


Thr Tyr Arg Val Val Ser Val Leu Thr Val Leu His Gln Asp Trp Leu
305                 310                 315                 320


Asn Gly Lys Glu Tyr Lys Cys Lys Val Ser Asn Lys Ala Leu Pro Ala
                325                 330                 335


Pro Ile Glu Lys Thr Ile Ser Lys Ala Lys Gly Gln Pro Arg Glu Pro
            340                 345                 350


Gln Val Tyr Thr Leu Pro Pro Ser Arg Asp Glu Leu Thr Lys Asn Gln
        355                 360                 365


Val Ser Leu Trp Cys Leu Val Lys Gly Phe Tyr Pro Ser Asp Ile Ala
    370                 375                 380


Val Glu Trp Glu Ser Asn Gly Gln Pro Glu Asn Asn Tyr Lys Thr Thr
385                 390                 395                 400


Pro Pro Val Leu Asp Ser Asp Gly Ser Phe Phe Leu Tyr Ser Lys Leu
                405                 410                 415


Thr Val Asp Lys Ser Arg Trp Gln Gln Gly Asn Val Phe Ser Cys Ser
            420                 425                 430


Val Met His Glu Ala Leu His Asn His Tyr Thr Gln Lys Ser Leu Ser
        435                 440                 445


Leu Ser Pro Gly
    450


<210>  214
<211>  452
<212>  PRT
<213>  artificial

<220>
<223>  Synthetic polypeptide

<400>  214

Glu Leu Gln Leu Gln Glu Ser Gly Pro Gly Leu Val Lys Pro Ser Glu
1               5                   10                  15
```

```
Thr Leu Ser Leu Thr Cys Thr Val Ser Gly Gly Ser Ile Ser Thr Ser
            20                  25                  30

Ser Asp Tyr Trp Gly Trp Ile Arg Gln Pro Pro Gly Lys Gly Leu Glu
        35                  40                  45

Trp Ile Gly Ser Ile Tyr Tyr Thr Gly Asn Thr Tyr Tyr Leu Pro Ser
    50                  55                  60

Leu Lys Ser Arg Val Thr Ile Ser Val Asp Thr Ser Lys Asn Gln Phe
65                  70                  75                  80

Ser Leu Lys Leu Ser Ser Val Thr Ala Ala Asp Thr Ala Val Tyr Tyr
                85                  90                  95

Cys Ser Arg Val Arg Tyr Gly Val Gly Val Pro Arg Tyr Phe Asp Pro
            100                 105                 110

Trp Gly Gln Gly Thr Leu Val Thr Val Ser Ser Ala Ser Thr Lys Gly
        115                 120                 125

Pro Ser Val Phe Pro Leu Ala Pro Ser Ser Lys Ser Thr Ser Gly Gly
    130                 135                 140

Thr Ala Ala Leu Gly Cys Leu Val Lys Asp Tyr Phe Pro Glu Pro Val
145                 150                 155                 160

Thr Val Ser Trp Asn Ser Gly Ala Leu Thr Ser Gly Val His Thr Phe
                165                 170                 175

Pro Ala Val Leu Gln Ser Ser Gly Leu Tyr Ser Leu Ser Ser Val Val
            180                 185                 190

Thr Val Pro Ser Ser Ser Leu Gly Thr Gln Thr Tyr Ile Cys Asn Val
        195                 200                 205

Asn His Lys Pro Ser Asn Thr Lys Val Asp Lys Lys Val Glu Pro Lys
    210                 215                 220

Ser Cys Asp Lys Thr His Thr Cys Pro Pro Cys Pro Ala Pro Glu Leu
225                 230                 235                 240

Leu Gly Gly Pro Ser Val Phe Leu Phe Pro Pro Lys Pro Lys Asp Thr
                245                 250                 255

Leu Met Ile Ser Arg Thr Pro Glu Val Thr Cys Val Val Val Asp Val
            260                 265                 270
```

```
Ser His Glu Asp Pro Glu Val Lys Phe Asn Trp Tyr Val Asp Gly Val
        275                 280                 285


Glu Val His Asn Ala Lys Thr Lys Pro Arg Glu Glu Gln Tyr Gly Ser
    290                 295                 300


Thr Tyr Arg Val Val Ser Val Leu Thr Val Leu His Gln Asp Trp Leu
305                 310                 315                 320


Asn Gly Lys Glu Tyr Lys Cys Lys Val Ser Asn Lys Ala Leu Pro Ala
                325                 330                 335


Pro Ile Glu Lys Thr Ile Ser Lys Ala Lys Gly Gln Pro Arg Glu Pro
            340                 345                 350


Gln Val Tyr Thr Leu Pro Pro Ser Arg Asp Glu Leu Thr Lys Asn Gln
        355                 360                 365


Val Ser Leu Ser Cys Ala Val Lys Gly Phe Tyr Pro Ser Asp Ile Ala
    370                 375                 380


Val Glu Trp Glu Ser Asn Gly Gln Pro Glu Asn Asn Tyr Lys Thr Thr
385                 390                 395                 400


Pro Pro Val Leu Asp Ser Asp Gly Ser Phe Phe Leu Val Ser Lys Leu
                405                 410                 415


Thr Val Asp Lys Ser Arg Trp Gln Gln Gly Asn Val Phe Ser Cys Ser
            420                 425                 430


Val Met His Glu Ala Leu His Asn His Tyr Thr Gln Lys Ser Leu Ser
        435                 440                 445


Leu Ser Pro Gly
    450


<210>  215
<211>  452
<212>  PRT
<213>  artificial

<220>
<223>  Synthetic polypeptide

<400>  215

Glu Leu Gln Leu Gln Glu Ser Gly Pro Gly Leu Val Lys Pro Ser Glu
1               5                   10                  15


Thr Leu Ser Leu Thr Cys Thr Val Ser Gly Gly Ser Ile Ser Asn Ser
            20                  25                  30
```

```
Ser Tyr Tyr Trp Gly Trp Ile Arg Gln Pro Pro Gly Lys Gly Leu Glu
        35                  40                  45

Trp Ile Gly Ser Ile Tyr Tyr Thr Gly Asn Thr Tyr Tyr Leu Pro Ser
    50                  55                  60

Leu Lys Ser Arg Val Thr Ile Ser Val Asp Thr Ser Lys Asn Gln Phe
65                  70                  75                  80

Ser Leu Lys Leu Ser Ser Val Thr Ala Ala Asp Thr Ala Val Tyr Tyr
                85                  90                  95

Cys Ala Arg Val Arg Tyr Gly Val Gly Val Pro Arg Tyr Phe Asp Pro
            100                 105                 110

Trp Gly Gln Gly Thr Leu Val Thr Val Ser Ser Ala Ser Thr Lys Gly
        115                 120                 125

Pro Ser Val Phe Pro Leu Ala Pro Ser Ser Lys Ser Thr Ser Gly Gly
    130                 135                 140

Thr Ala Ala Leu Gly Cys Leu Val Lys Asp Tyr Phe Pro Glu Pro Val
145                 150                 155                 160

Thr Val Ser Trp Asn Ser Gly Ala Leu Thr Ser Gly Val His Thr Phe
                165                 170                 175

Pro Ala Val Leu Gln Ser Ser Gly Leu Tyr Ser Leu Ser Ser Val Val
            180                 185                 190

Thr Val Pro Ser Ser Ser Leu Gly Thr Gln Thr Tyr Ile Cys Asn Val
        195                 200                 205

Asn His Lys Pro Ser Asn Thr Lys Val Asp Lys Lys Val Glu Pro Lys
    210                 215                 220

Ser Cys Asp Lys Thr His Thr Cys Pro Pro Cys Pro Ala Pro Glu Leu
225                 230                 235                 240

Leu Gly Gly Pro Ser Val Phe Leu Phe Pro Pro Lys Pro Lys Asp Thr
                245                 250                 255

Leu Met Ile Ser Arg Thr Pro Glu Val Thr Cys Val Val Val Asp Val
            260                 265                 270

Ser His Glu Asp Pro Glu Val Lys Phe Asn Trp Tyr Val Asp Gly Val
        275                 280                 285
```

```
Glu Val His Asn Ala Lys Thr Lys Pro Arg Glu Glu Gln Tyr Gly Ser
    290                 295                 300

Thr Tyr Arg Val Val Ser Val Leu Thr Val Leu His Gln Asp Trp Leu
305                 310                 315                 320

Asn Gly Lys Glu Tyr Lys Cys Lys Val Ser Asn Lys Ala Leu Pro Ala
                325                 330                 335

Pro Ile Glu Lys Thr Ile Ser Lys Ala Lys Gly Gln Pro Arg Glu Pro
            340                 345                 350

Gln Val Tyr Thr Leu Pro Pro Ser Arg Asp Glu Leu Thr Lys Asn Gln
        355                 360                 365

Val Ser Leu Thr Cys Leu Val Lys Gly Phe Tyr Pro Ser Asp Ile Ala
    370                 375                 380

Val Glu Trp Glu Ser Asn Gly Gln Pro Glu Asn Asn Tyr Lys Thr Thr
385                 390                 395                 400

Pro Pro Val Leu Asp Ser Asp Gly Ser Phe Phe Leu Tyr Ser Lys Leu
                405                 410                 415

Thr Val Asp Lys Ser Arg Trp Gln Gln Gly Asn Val Phe Ser Cys Ser
            420                 425                 430

Val Met His Glu Ala Leu His Asn His Tyr Thr Gln Lys Ser Leu Ser
        435                 440                 445

Leu Ser Pro Gly
    450


<210>  216
<211>  452
<212>  PRT
<213>  artificial

<220>
<223>  Synthetic polypeptide

<400>  216

Glu Leu Gln Leu Gln Glu Ser Gly Pro Gly Leu Val Lys Pro Ser Glu
1               5                   10                  15

Thr Leu Ser Leu Thr Cys Thr Val Ser Gly Gly Ser Ile Ser Asn Ser
            20                  25                  30

Ser Tyr Tyr Trp Gly Trp Ile Arg Gln Pro Pro Gly Lys Gly Leu Glu
        35                  40                  45
```

```
Trp Ile Gly Ser Ile Tyr Tyr Thr Gly Asn Thr Tyr Tyr Leu Pro Ser
    50                  55                  60

Leu Lys Ser Arg Val Thr Ile Ser Val Asp Thr Ser Lys Asn Gln Phe
65                  70                  75                  80

Ser Leu Lys Leu Ser Ser Val Thr Ala Ala Asp Thr Ala Val Tyr Tyr
                85                  90                  95

Cys Ala Arg Val Arg Tyr Gly Val Gly Val Pro Arg Tyr Phe Asp Pro
            100                 105                 110

Trp Gly Gln Gly Thr Leu Val Thr Val Ser Ser Ala Ser Thr Lys Gly
        115                 120                 125

Pro Ser Val Phe Pro Leu Ala Pro Ser Ser Lys Ser Thr Ser Gly Gly
    130                 135                 140

Thr Ala Ala Leu Gly Cys Leu Val Lys Asp Tyr Phe Pro Glu Pro Val
145                 150                 155                 160

Thr Val Ser Trp Asn Ser Gly Ala Leu Thr Ser Gly Val His Thr Phe
                165                 170                 175

Pro Ala Val Leu Gln Ser Ser Gly Leu Tyr Ser Leu Ser Ser Val Val
            180                 185                 190

Thr Val Pro Ser Ser Ser Leu Gly Thr Gln Thr Tyr Ile Cys Asn Val
        195                 200                 205

Asn His Lys Pro Ser Asn Thr Lys Val Asp Lys Lys Val Glu Pro Lys
    210                 215                 220

Ser Cys Asp Lys Thr His Thr Cys Pro Pro Cys Pro Ala Pro Glu Leu
225                 230                 235                 240

Leu Gly Gly Pro Ser Val Phe Leu Phe Pro Pro Lys Pro Lys Asp Thr
                245                 250                 255

Leu Met Ile Ser Arg Thr Pro Glu Val Thr Cys Val Val Val Asp Val
            260                 265                 270

Ser His Glu Asp Pro Glu Val Lys Phe Asn Trp Tyr Val Asp Gly Val
        275                 280                 285

Glu Val His Asn Ala Lys Thr Lys Pro Arg Glu Glu Gln Tyr Gly Ser
    290                 295                 300
```

```
Thr Tyr Arg Val Val Ser Val Leu Thr Val Leu His Gln Asp Trp Leu
305                 310                 315                 320


Asn Gly Lys Glu Tyr Lys Cys Lys Val Ser Asn Lys Ala Leu Pro Ala
                325                 330                 335


Pro Ile Glu Lys Thr Ile Ser Lys Ala Lys Gly Gln Pro Arg Glu Pro
            340                 345                 350


Gln Val Tyr Thr Leu Pro Pro Ser Arg Asp Glu Leu Thr Lys Asn Gln
        355                 360                 365


Val Ser Leu Trp Cys Leu Val Lys Gly Phe Tyr Pro Ser Asp Ile Ala
    370                 375                 380


Val Glu Trp Glu Ser Asn Gly Gln Pro Glu Asn Asn Tyr Lys Thr Thr
385                 390                 395                 400


Pro Pro Val Leu Asp Ser Asp Gly Ser Phe Phe Leu Tyr Ser Lys Leu
                405                 410                 415


Thr Val Asp Lys Ser Arg Trp Gln Gln Gly Asn Val Phe Ser Cys Ser
            420                 425                 430


Val Met His Glu Ala Leu His Asn His Tyr Thr Gln Lys Ser Leu Ser
        435                 440                 445


Leu Ser Pro Gly
    450


<210>  217
<211>  452
<212>  PRT
<213>  artificial

<220>
<223>  Synthetic polypeptide

<400>  217

Glu Leu Gln Leu Gln Glu Ser Gly Pro Gly Leu Val Lys Pro Ser Glu
1               5                   10                  15


Thr Leu Ser Leu Thr Cys Thr Val Ser Gly Gly Ser Ile Ser Asn Ser
            20                  25                  30


Ser Tyr Tyr Trp Gly Trp Ile Arg Gln Pro Pro Gly Lys Gly Leu Glu
        35                  40                  45


Trp Ile Gly Ser Ile Tyr Tyr Thr Gly Asn Thr Tyr Tyr Leu Pro Ser
    50                  55                  60
```

```
Leu Lys Ser Arg Val Thr Ile Ser Val Asp Thr Ser Lys Asn Gln Phe
65                  70                  75                  80

Ser Leu Lys Leu Ser Ser Val Thr Ala Ala Asp Thr Ala Val Tyr Tyr
                85                  90                  95

Cys Ala Arg Val Arg Tyr Gly Val Gly Val Pro Arg Tyr Phe Asp Pro
            100                 105                 110

Trp Gly Gln Gly Thr Leu Val Thr Val Ser Ser Ala Ser Thr Lys Gly
        115                 120                 125

Pro Ser Val Phe Pro Leu Ala Pro Ser Ser Lys Ser Thr Ser Gly Gly
    130                 135                 140

Thr Ala Ala Leu Gly Cys Leu Val Lys Asp Tyr Phe Pro Glu Pro Val
145                 150                 155                 160

Thr Val Ser Trp Asn Ser Gly Ala Leu Thr Ser Gly Val His Thr Phe
                165                 170                 175

Pro Ala Val Leu Gln Ser Ser Gly Leu Tyr Ser Leu Ser Ser Val Val
            180                 185                 190

Thr Val Pro Ser Ser Ser Leu Gly Thr Gln Thr Tyr Ile Cys Asn Val
        195                 200                 205

Asn His Lys Pro Ser Asn Thr Lys Val Asp Lys Lys Val Glu Pro Lys
    210                 215                 220

Ser Cys Asp Lys Thr His Thr Cys Pro Pro Cys Pro Ala Pro Glu Leu
225                 230                 235                 240

Leu Gly Gly Pro Ser Val Phe Leu Phe Pro Pro Lys Pro Lys Asp Thr
                245                 250                 255

Leu Met Ile Ser Arg Thr Pro Glu Val Thr Cys Val Val Val Asp Val
            260                 265                 270

Ser His Glu Asp Pro Glu Val Lys Phe Asn Trp Tyr Val Asp Gly Val
        275                 280                 285

Glu Val His Asn Ala Lys Thr Lys Pro Arg Glu Glu Gln Tyr Gly Ser
    290                 295                 300

Thr Tyr Arg Val Val Ser Val Leu Thr Val Leu His Gln Asp Trp Leu
305                 310                 315                 320
```

```
Asn Gly Lys Glu Tyr Lys Cys Lys Val Ser Asn Lys Ala Leu Pro Ala
                325                 330                 335

Pro Ile Glu Lys Thr Ile Ser Lys Ala Lys Gly Gln Pro Arg Glu Pro
            340                 345                 350

Gln Val Tyr Thr Leu Pro Pro Ser Arg Asp Glu Leu Thr Lys Asn Gln
        355                 360                 365

Val Ser Leu Ser Cys Ala Val Lys Gly Phe Tyr Pro Ser Asp Ile Ala
    370                 375                 380

Val Glu Trp Glu Ser Asn Gly Gln Pro Glu Asn Asn Tyr Lys Thr Thr
385                 390                 395                 400

Pro Pro Val Leu Asp Ser Asp Gly Ser Phe Phe Leu Val Ser Lys Leu
                405                 410                 415

Thr Val Asp Lys Ser Arg Trp Gln Gln Gly Asn Val Phe Ser Cys Ser
            420                 425                 430

Val Met His Glu Ala Leu His Asn His Tyr Thr Gln Lys Ser Leu Ser
        435                 440                 445

Leu Ser Pro Gly
    450
```

<210> 218
<211> 452
<212> PRT
<213> artificial

<220>
<223> Synthetic polypeptide

<400> 218

```
Glu Leu Gln Leu Gln Glu Ser Gly Pro Gly Leu Val Lys Pro Ser Glu
1               5                   10                  15

Thr Leu Ser Leu Thr Cys Thr Val Ser Gly Gly Ser Ile Ser Glu Ser
            20                  25                  30

Ser Tyr Tyr Trp Gly Trp Ile Arg Gln Pro Pro Gly Lys Gly Leu Glu
        35                  40                  45

Trp Ile Gly Ser Ile Tyr Tyr Thr Gly Asn Thr Tyr Tyr Leu Pro Ser
    50                  55                  60

Leu Lys Ser Arg Val Thr Ile Ser Val Asp Thr Ser Lys Asn Gln Phe
65                  70                  75                  80
```

```
Ser Leu Lys Leu Ser Ser Val Thr Ala Ala Asp Thr Ala Val Tyr Tyr
                85                  90                  95

Cys Ala Arg Val Arg Tyr Gly Val Gly Val Pro Arg Tyr Phe Asp Pro
            100                 105                 110

Trp Gly Gln Gly Thr Leu Val Thr Val Ser Ser Ala Ser Thr Lys Gly
        115                 120                 125

Pro Ser Val Phe Pro Leu Ala Pro Ser Ser Lys Ser Thr Ser Gly Gly
    130                 135                 140

Thr Ala Ala Leu Gly Cys Leu Val Lys Asp Tyr Phe Pro Glu Pro Val
145                 150                 155                 160

Thr Val Ser Trp Asn Ser Gly Ala Leu Thr Ser Gly Val His Thr Phe
                165                 170                 175

Pro Ala Val Leu Gln Ser Ser Gly Leu Tyr Ser Leu Ser Ser Val Val
            180                 185                 190

Thr Val Pro Ser Ser Ser Leu Gly Thr Gln Thr Tyr Ile Cys Asn Val
        195                 200                 205

Asn His Lys Pro Ser Asn Thr Lys Val Asp Lys Lys Val Glu Pro Lys
    210                 215                 220

Ser Cys Asp Lys Thr His Thr Cys Pro Pro Cys Pro Ala Pro Glu Leu
225                 230                 235                 240

Leu Gly Gly Pro Ser Val Phe Leu Phe Pro Pro Lys Pro Lys Asp Thr
                245                 250                 255

Leu Met Ile Ser Arg Thr Pro Glu Val Thr Cys Val Val Val Asp Val
            260                 265                 270

Ser His Glu Asp Pro Glu Val Lys Phe Asn Trp Tyr Val Asp Gly Val
        275                 280                 285

Glu Val His Asn Ala Lys Thr Lys Pro Arg Glu Glu Gln Tyr Gly Ser
    290                 295                 300

Thr Tyr Arg Val Val Ser Val Leu Thr Val Leu His Gln Asp Trp Leu
305                 310                 315                 320

Asn Gly Lys Glu Tyr Lys Cys Lys Val Ser Asn Lys Ala Leu Pro Ala
                325                 330                 335
```

```
Pro Ile Glu Lys Thr Ile Ser Lys Ala Lys Gly Gln Pro Arg Glu Pro
            340                 345                 350

Gln Val Tyr Thr Leu Pro Pro Ser Arg Asp Glu Leu Thr Lys Asn Gln
        355                 360                 365

Val Ser Leu Thr Cys Leu Val Lys Gly Phe Tyr Pro Ser Asp Ile Ala
    370                 375                 380

Val Glu Trp Glu Ser Asn Gly Gln Pro Glu Asn Asn Tyr Lys Thr Thr
385                 390                 395                 400

Pro Pro Val Leu Asp Ser Asp Gly Ser Phe Phe Leu Tyr Ser Lys Leu
                405                 410                 415

Thr Val Asp Lys Ser Arg Trp Gln Gln Gly Asn Val Phe Ser Cys Ser
            420                 425                 430

Val Met His Glu Ala Leu His Asn His Tyr Thr Gln Lys Ser Leu Ser
        435                 440                 445

Leu Ser Pro Gly
    450
```

<210> 219
<211> 452
<212> PRT
<213> artificial

<220>
<223> Synthetic polypeptide

<400> 219

```
Glu Leu Gln Leu Gln Glu Ser Gly Pro Gly Leu Val Lys Pro Ser Glu
1               5                   10                  15

Thr Leu Ser Leu Thr Cys Thr Val Ser Gly Gly Ser Ile Ser Glu Ser
            20                  25                  30

Ser Tyr Tyr Trp Gly Trp Ile Arg Gln Pro Pro Gly Lys Gly Leu Glu
        35                  40                  45

Trp Ile Gly Ser Ile Tyr Tyr Thr Gly Asn Thr Tyr Tyr Leu Pro Ser
    50                  55                  60

Leu Lys Ser Arg Val Thr Ile Ser Val Asp Thr Ser Lys Asn Gln Phe
65                  70                  75                  80

Ser Leu Lys Leu Ser Ser Val Thr Ala Ala Asp Thr Ala Val Tyr Tyr
                85                  90                  95
```

```
Cys Ala Arg Val Arg Tyr Gly Val Gly Val Pro Arg Tyr Phe Asp Pro
            100                 105                 110


Trp Gly Gln Gly Thr Leu Val Thr Val Ser Ser Ala Ser Thr Lys Gly
        115                 120                 125


Pro Ser Val Phe Pro Leu Ala Pro Ser Ser Lys Ser Thr Ser Gly Gly
    130                 135                 140


Thr Ala Ala Leu Gly Cys Leu Val Lys Asp Tyr Phe Pro Glu Pro Val
145                 150                 155                 160


Thr Val Ser Trp Asn Ser Gly Ala Leu Thr Ser Gly Val His Thr Phe
                165                 170                 175


Pro Ala Val Leu Gln Ser Ser Gly Leu Tyr Ser Leu Ser Ser Val Val
            180                 185                 190


Thr Val Pro Ser Ser Ser Leu Gly Thr Gln Thr Tyr Ile Cys Asn Val
        195                 200                 205


Asn His Lys Pro Ser Asn Thr Lys Val Asp Lys Lys Val Glu Pro Lys
    210                 215                 220


Ser Cys Asp Lys Thr His Thr Cys Pro Pro Cys Pro Ala Pro Glu Leu
225                 230                 235                 240


Leu Gly Gly Pro Ser Val Phe Leu Phe Pro Pro Lys Pro Lys Asp Thr
                245                 250                 255


Leu Met Ile Ser Arg Thr Pro Glu Val Thr Cys Val Val Val Asp Val
            260                 265                 270


Ser His Glu Asp Pro Glu Val Lys Phe Asn Trp Tyr Val Asp Gly Val
        275                 280                 285


Glu Val His Asn Ala Lys Thr Lys Pro Arg Glu Glu Gln Tyr Gly Ser
    290                 295                 300


Thr Tyr Arg Val Val Ser Val Leu Thr Val Leu His Gln Asp Trp Leu
305                 310                 315                 320


Asn Gly Lys Glu Tyr Lys Cys Lys Val Ser Asn Lys Ala Leu Pro Ala
                325                 330                 335


Pro Ile Glu Lys Thr Ile Ser Lys Ala Lys Gly Gln Pro Arg Glu Pro
            340                 345                 350
```

```
Gln Val Tyr Thr Leu Pro Pro Ser Arg Asp Glu Leu Thr Lys Asn Gln
        355                 360                 365


Val Ser Leu Trp Cys Leu Val Lys Gly Phe Tyr Pro Ser Asp Ile Ala
    370                 375                 380


Val Glu Trp Glu Ser Asn Gly Gln Pro Glu Asn Asn Tyr Lys Thr Thr
385                 390                 395                 400


Pro Pro Val Leu Asp Ser Asp Gly Ser Phe Phe Leu Tyr Ser Lys Leu
                405                 410                 415


Thr Val Asp Lys Ser Arg Trp Gln Gln Gly Asn Val Phe Ser Cys Ser
            420                 425                 430


Val Met His Glu Ala Leu His Asn His Tyr Thr Gln Lys Ser Leu Ser
        435                 440                 445


Leu Ser Pro Gly
    450


<210>  220
<211>  452
<212>  PRT
<213>  artificial

<220>
<223>  Synthetic polypeptide

<400>  220

Glu Leu Gln Leu Gln Glu Ser Gly Pro Gly Leu Val Lys Pro Ser Glu
1               5                   10                  15


Thr Leu Ser Leu Thr Cys Thr Val Ser Gly Gly Ser Ile Ser Glu Ser
            20                  25                  30


Ser Tyr Tyr Trp Gly Trp Ile Arg Gln Pro Pro Gly Lys Gly Leu Glu
        35                  40                  45


Trp Ile Gly Ser Ile Tyr Tyr Thr Gly Asn Thr Tyr Tyr Leu Pro Ser
    50                  55                  60


Leu Lys Ser Arg Val Thr Ile Ser Val Asp Thr Ser Lys Asn Gln Phe
65                  70                  75                  80


Ser Leu Lys Leu Ser Ser Val Thr Ala Ala Asp Thr Ala Val Tyr Tyr
                85                  90                  95


Cys Ala Arg Val Arg Tyr Gly Val Gly Val Pro Arg Tyr Phe Asp Pro
            100                 105                 110
```

```
Trp Gly Gln Gly Thr Leu Val Thr Val Ser Ser Ala Ser Thr Lys Gly
        115                 120                 125

Pro Ser Val Phe Pro Leu Ala Pro Ser Ser Lys Ser Thr Ser Gly Gly
    130                 135                 140

Thr Ala Ala Leu Gly Cys Leu Val Lys Asp Tyr Phe Pro Glu Pro Val
145                 150                 155                 160

Thr Val Ser Trp Asn Ser Gly Ala Leu Thr Ser Gly Val His Thr Phe
                165                 170                 175

Pro Ala Val Leu Gln Ser Ser Gly Leu Tyr Ser Leu Ser Ser Val Val
            180                 185                 190

Thr Val Pro Ser Ser Ser Leu Gly Thr Gln Thr Tyr Ile Cys Asn Val
        195                 200                 205

Asn His Lys Pro Ser Asn Thr Lys Val Asp Lys Lys Val Glu Pro Lys
    210                 215                 220

Ser Cys Asp Lys Thr His Thr Cys Pro Pro Cys Pro Ala Pro Glu Leu
225                 230                 235                 240

Leu Gly Gly Pro Ser Val Phe Leu Phe Pro Pro Lys Pro Lys Asp Thr
                245                 250                 255

Leu Met Ile Ser Arg Thr Pro Glu Val Thr Cys Val Val Val Asp Val
            260                 265                 270

Ser His Glu Asp Pro Glu Val Lys Phe Asn Trp Tyr Val Asp Gly Val
        275                 280                 285

Glu Val His Asn Ala Lys Thr Lys Pro Arg Glu Glu Gln Tyr Gly Ser
    290                 295                 300

Thr Tyr Arg Val Val Ser Val Leu Thr Val Leu His Gln Asp Trp Leu
305                 310                 315                 320

Asn Gly Lys Glu Tyr Lys Cys Lys Val Ser Asn Lys Ala Leu Pro Ala
                325                 330                 335

Pro Ile Glu Lys Thr Ile Ser Lys Ala Lys Gly Gln Pro Arg Glu Pro
            340                 345                 350

Gln Val Tyr Thr Leu Pro Pro Ser Arg Asp Glu Leu Thr Lys Asn Gln
        355                 360                 365
```

```
Val Ser Leu Ser Cys Ala Val Lys Gly Phe Tyr Pro Ser Asp Ile Ala
    370                 375                 380

Val Glu Trp Glu Ser Asn Gly Gln Pro Glu Asn Asn Tyr Lys Thr Thr
385                 390                 395                 400

Pro Pro Val Leu Asp Ser Asp Gly Ser Phe Phe Leu Val Ser Lys Leu
                405                 410                 415

Thr Val Asp Lys Ser Arg Trp Gln Gln Gly Asn Val Phe Ser Cys Ser
            420                 425                 430

Val Met His Glu Ala Leu His Asn His Tyr Thr Gln Lys Ser Leu Ser
        435                 440                 445

Leu Ser Pro Gly
    450
```

<210> 221
<211> 452
<212> PRT
<213> artificial

<220>
<223> Synthetic polypeptide

<400> 221

```
Glu Leu Gln Leu Gln Glu Ser Gly Pro Gly Leu Val Lys Pro Ser Glu
1               5                   10                  15

Thr Leu Ser Leu Thr Cys Thr Val Ser Gly Gly Ser Ile Ser Thr Ser
            20                  25                  30

Ser Tyr His Trp Gly Trp Ile Arg Gln Pro Pro Gly Lys Gly Leu Glu
        35                  40                  45

Trp Ile Gly Ser Ile Tyr Tyr Thr Gly Asn Thr Tyr Tyr Met Pro Ser
    50                  55                  60

Leu Lys Ser Arg Val Thr Ile Ser Val Asp Thr Ser Lys Asn Gln Phe
65                  70                  75                  80

Ser Leu Lys Leu Ser Ser Val Thr Ala Ala Asp Thr Ala Val Tyr Tyr
                85                  90                  95

Cys Val Arg Val Arg Tyr Gly Val Gly Val Pro Arg Tyr Phe Asp Pro
            100                 105                 110

Trp Gly Gln Gly Thr Leu Val Thr Val Ser Ser Ala Ser Thr Lys Gly
        115                 120                 125
```

```
Pro Ser Val Phe Pro Leu Ala Pro Ser Ser Lys Ser Thr Ser Gly Gly
    130                 135                 140

Thr Ala Ala Leu Gly Cys Leu Val Lys Asp Tyr Phe Pro Glu Pro Val
145                 150                 155                 160

Thr Val Ser Trp Asn Ser Gly Ala Leu Thr Ser Gly Val His Thr Phe
                165                 170                 175

Pro Ala Val Leu Gln Ser Ser Gly Leu Tyr Ser Leu Ser Ser Val Val
            180                 185                 190

Thr Val Pro Ser Ser Ser Leu Gly Thr Gln Thr Tyr Ile Cys Asn Val
        195                 200                 205

Asn His Lys Pro Ser Asn Thr Lys Val Asp Lys Lys Val Glu Pro Lys
    210                 215                 220

Ser Cys Asp Lys Thr His Thr Cys Pro Pro Cys Pro Ala Pro Glu Leu
225                 230                 235                 240

Leu Gly Gly Pro Ser Val Phe Leu Phe Pro Pro Lys Pro Lys Asp Thr
                245                 250                 255

Leu Met Ile Ser Arg Thr Pro Glu Val Thr Cys Val Val Val Asp Val
            260                 265                 270

Ser His Glu Asp Pro Glu Val Lys Phe Asn Trp Tyr Val Asp Gly Val
        275                 280                 285

Glu Val His Asn Ala Lys Thr Lys Pro Arg Glu Glu Gln Tyr Gly Ser
    290                 295                 300

Thr Tyr Arg Val Val Ser Val Leu Thr Val Leu His Gln Asp Trp Leu
305                 310                 315                 320

Asn Gly Lys Glu Tyr Lys Cys Lys Val Ser Asn Lys Ala Leu Pro Ala
                325                 330                 335

Pro Ile Glu Lys Thr Ile Ser Lys Ala Lys Gly Gln Pro Arg Glu Pro
            340                 345                 350

Gln Val Tyr Thr Leu Pro Pro Ser Arg Asp Glu Leu Thr Lys Asn Gln
        355                 360                 365

Val Ser Leu Thr Cys Leu Val Lys Gly Phe Tyr Pro Ser Asp Ile Ala
    370                 375                 380
```

```
Val Glu Trp Glu Ser Asn Gly Gln Pro Glu Asn Asn Tyr Lys Thr Thr
385                 390                 395                 400


Pro Pro Val Leu Asp Ser Asp Gly Ser Phe Phe Leu Tyr Ser Lys Leu
                405                 410                 415


Thr Val Asp Lys Ser Arg Trp Gln Gln Gly Asn Val Phe Ser Cys Ser
            420                 425                 430


Val Met His Glu Ala Leu His Asn His Tyr Thr Gln Lys Ser Leu Ser
        435                 440                 445


Leu Ser Pro Gly
    450


<210>  222
<211>  452
<212>  PRT
<213>  artificial

<220>
<223>  Synthetic polypeptide

<400>  222

Glu Leu Gln Leu Gln Glu Ser Gly Pro Gly Leu Val Lys Pro Ser Glu
1               5                   10                  15


Thr Leu Ser Leu Thr Cys Thr Val Ser Gly Gly Ser Ile Ser Thr Ser
            20                  25                  30


Ser Tyr His Trp Gly Trp Ile Arg Gln Pro Pro Gly Lys Gly Leu Glu
        35                  40                  45


Trp Ile Gly Ser Ile Tyr Tyr Thr Gly Asn Thr Tyr Tyr Met Pro Ser
    50                  55                  60


Leu Lys Ser Arg Val Thr Ile Ser Val Asp Thr Ser Lys Asn Gln Phe
65                  70                  75                  80


Ser Leu Lys Leu Ser Ser Val Thr Ala Ala Asp Thr Ala Val Tyr Tyr
                85                  90                  95


Cys Val Arg Val Arg Tyr Gly Val Gly Val Pro Arg Tyr Phe Asp Pro
            100                 105                 110


Trp Gly Gln Gly Thr Leu Val Thr Val Ser Ser Ala Ser Thr Lys Gly
        115                 120                 125


Pro Ser Val Phe Pro Leu Ala Pro Ser Ser Lys Ser Thr Ser Gly Gly
    130                 135                 140
```

```
Thr Ala Ala Leu Gly Cys Leu Val Lys Asp Tyr Phe Pro Glu Pro Val
145                 150                 155                 160


Thr Val Ser Trp Asn Ser Gly Ala Leu Thr Ser Gly Val His Thr Phe
                165                 170                 175


Pro Ala Val Leu Gln Ser Ser Gly Leu Tyr Ser Leu Ser Ser Val Val
            180                 185                 190


Thr Val Pro Ser Ser Ser Leu Gly Thr Gln Thr Tyr Ile Cys Asn Val
        195                 200                 205


Asn His Lys Pro Ser Asn Thr Lys Val Asp Lys Lys Val Glu Pro Lys
    210                 215                 220


Ser Cys Asp Lys Thr His Thr Cys Pro Pro Cys Pro Ala Pro Glu Leu
225                 230                 235                 240


Leu Gly Gly Pro Ser Val Phe Leu Phe Pro Pro Lys Pro Lys Asp Thr
                245                 250                 255


Leu Met Ile Ser Arg Thr Pro Glu Val Thr Cys Val Val Val Asp Val
            260                 265                 270


Ser His Glu Asp Pro Glu Val Lys Phe Asn Trp Tyr Val Asp Gly Val
        275                 280                 285


Glu Val His Asn Ala Lys Thr Lys Pro Arg Glu Glu Gln Tyr Gly Ser
    290                 295                 300


Thr Tyr Arg Val Val Ser Val Leu Thr Val Leu His Gln Asp Trp Leu
305                 310                 315                 320


Asn Gly Lys Glu Tyr Lys Cys Lys Val Ser Asn Lys Ala Leu Pro Ala
                325                 330                 335


Pro Ile Glu Lys Thr Ile Ser Lys Ala Lys Gly Gln Pro Arg Glu Pro
            340                 345                 350


Gln Val Tyr Thr Leu Pro Pro Ser Arg Asp Glu Leu Thr Lys Asn Gln
        355                 360                 365


Val Ser Leu Trp Cys Leu Val Lys Gly Phe Tyr Pro Ser Asp Ile Ala
    370                 375                 380


Val Glu Trp Glu Ser Asn Gly Gln Pro Glu Asn Asn Tyr Lys Thr Thr
385                 390                 395                 400
```

```
Pro Pro Val Leu Asp Ser Asp Gly Ser Phe Phe Leu Tyr Ser Lys Leu
                405                 410                 415


Thr Val Asp Lys Ser Arg Trp Gln Gln Gly Asn Val Phe Ser Cys Ser
            420                 425                 430


Val Met His Glu Ala Leu His Asn His Tyr Thr Gln Lys Ser Leu Ser
        435                 440                 445


Leu Ser Pro Gly
    450


<210>  223
<211>  452
<212>  PRT
<213>  artificial

<220>
<223>  Synthetic polypeptide

<400>  223

Glu Leu Gln Leu Gln Glu Ser Gly Pro Gly Leu Val Lys Pro Ser Glu
1               5                   10                  15


Thr Leu Ser Leu Thr Cys Thr Val Ser Gly Gly Ser Ile Ser Thr Ser
            20                  25                  30


Ser Tyr His Trp Gly Trp Ile Arg Gln Pro Pro Gly Lys Gly Leu Glu
        35                  40                  45


Trp Ile Gly Ser Ile Tyr Tyr Thr Gly Asn Thr Tyr Tyr Met Pro Ser
    50                  55                  60


Leu Lys Ser Arg Val Thr Ile Ser Val Asp Thr Ser Lys Asn Gln Phe
65                  70                  75                  80


Ser Leu Lys Leu Ser Ser Val Thr Ala Ala Asp Thr Ala Val Tyr Tyr
                85                  90                  95


Cys Val Arg Val Arg Tyr Gly Val Gly Val Pro Arg Tyr Phe Asp Pro
            100                 105                 110


Trp Gly Gln Gly Thr Leu Val Thr Val Ser Ser Ala Ser Thr Lys Gly
        115                 120                 125


Pro Ser Val Phe Pro Leu Ala Pro Ser Ser Lys Ser Thr Ser Gly Gly
    130                 135                 140


Thr Ala Ala Leu Gly Cys Leu Val Lys Asp Tyr Phe Pro Glu Pro Val
145                 150                 155                 160
```

```
Thr Val Ser Trp Asn Ser Gly Ala Leu Thr Ser Gly Val His Thr Phe
                165                 170                 175

Pro Ala Val Leu Gln Ser Ser Gly Leu Tyr Ser Leu Ser Ser Val Val
            180                 185                 190

Thr Val Pro Ser Ser Ser Leu Gly Thr Gln Thr Tyr Ile Cys Asn Val
        195                 200                 205

Asn His Lys Pro Ser Asn Thr Lys Val Asp Lys Lys Val Glu Pro Lys
    210                 215                 220

Ser Cys Asp Lys Thr His Thr Cys Pro Pro Cys Pro Ala Pro Glu Leu
225                 230                 235                 240

Leu Gly Gly Pro Ser Val Phe Leu Phe Pro Pro Lys Pro Lys Asp Thr
                245                 250                 255

Leu Met Ile Ser Arg Thr Pro Glu Val Thr Cys Val Val Val Asp Val
            260                 265                 270

Ser His Glu Asp Pro Glu Val Lys Phe Asn Trp Tyr Val Asp Gly Val
        275                 280                 285

Glu Val His Asn Ala Lys Thr Lys Pro Arg Glu Glu Gln Tyr Gly Ser
    290                 295                 300

Thr Tyr Arg Val Val Ser Val Leu Thr Val Leu His Gln Asp Trp Leu
305                 310                 315                 320

Asn Gly Lys Glu Tyr Lys Cys Lys Val Ser Asn Lys Ala Leu Pro Ala
                325                 330                 335

Pro Ile Glu Lys Thr Ile Ser Lys Ala Lys Gly Gln Pro Arg Glu Pro
            340                 345                 350

Gln Val Tyr Thr Leu Pro Pro Ser Arg Asp Glu Leu Thr Lys Asn Gln
        355                 360                 365

Val Ser Leu Ser Cys Ala Val Lys Gly Phe Tyr Pro Ser Asp Ile Ala
    370                 375                 380

Val Glu Trp Glu Ser Asn Gly Gln Pro Glu Asn Asn Tyr Lys Thr Thr
385                 390                 395                 400

Pro Pro Val Leu Asp Ser Asp Gly Ser Phe Phe Leu Val Ser Lys Leu
                405                 410                 415
```

```
Thr Val Asp Lys Ser Arg Trp Gln Gln Gly Asn Val Phe Ser Cys Ser
            420                 425                 430


Val Met His Glu Ala Leu His Asn His Tyr Thr Gln Lys Ser Leu Ser
        435                 440                 445


Leu Ser Pro Gly
    450
```

<210> 224
<211> 452
<212> PRT
<213> artificial

<220>
<223> Synthetic polypeptide

<400> 224

```
Glu Leu Gln Leu Gln Glu Ser Gly Pro Gly Leu Val Lys Pro Ser Glu
1               5                   10                  15


Thr Leu Ser Leu Thr Cys Thr Val Ser Gly Gly Ser Ile Ser Arg Ser
            20                  25                  30


Ser Tyr Tyr Trp Gly Trp Ile Arg Gln Pro Pro Gly Lys Gly Leu Glu
        35                  40                  45


Trp Ile Gly Ser Ile Tyr Tyr Thr Gly Asn Thr Tyr Tyr Trp Pro Ser
    50                  55                  60


Leu Lys Ser Arg Val Thr Ile Ser Val Asp Thr Ser Lys Asn Gln Phe
65                  70                  75                  80


Ser Leu Lys Leu Ser Ser Val Thr Ala Ala Asp Thr Ala Val Tyr Tyr
                85                  90                  95


Cys Thr Arg Val Arg Tyr Gly Val Gly Val Pro Arg Tyr Phe Asp Pro
            100                 105                 110


Trp Gly Gln Gly Thr Leu Val Thr Val Ser Ser Ala Ser Thr Lys Gly
        115                 120                 125


Pro Ser Val Phe Pro Leu Ala Pro Ser Ser Lys Ser Thr Ser Gly Gly
    130                 135                 140


Thr Ala Ala Leu Gly Cys Leu Val Lys Asp Tyr Phe Pro Glu Pro Val
145                 150                 155                 160


Thr Val Ser Trp Asn Ser Gly Ala Leu Thr Ser Gly Val His Thr Phe
                165                 170                 175
```

```
Pro Ala Val Leu Gln Ser Ser Gly Leu Tyr Ser Leu Ser Ser Val Val
            180                 185                 190

Thr Val Pro Ser Ser Ser Leu Gly Thr Gln Thr Tyr Ile Cys Asn Val
        195                 200                 205

Asn His Lys Pro Ser Asn Thr Lys Val Asp Lys Lys Val Glu Pro Lys
    210                 215                 220

Ser Cys Asp Lys Thr His Thr Cys Pro Pro Cys Pro Ala Pro Glu Leu
225                 230                 235                 240

Leu Gly Gly Pro Ser Val Phe Leu Phe Pro Pro Lys Pro Lys Asp Thr
                245                 250                 255

Leu Met Ile Ser Arg Thr Pro Glu Val Thr Cys Val Val Val Asp Val
            260                 265                 270

Ser His Glu Asp Pro Glu Val Lys Phe Asn Trp Tyr Val Asp Gly Val
        275                 280                 285

Glu Val His Asn Ala Lys Thr Lys Pro Arg Glu Glu Gln Tyr Gly Ser
    290                 295                 300

Thr Tyr Arg Val Val Ser Val Leu Thr Val Leu His Gln Asp Trp Leu
305                 310                 315                 320

Asn Gly Lys Glu Tyr Lys Cys Lys Val Ser Asn Lys Ala Leu Pro Ala
                325                 330                 335

Pro Ile Glu Lys Thr Ile Ser Lys Ala Lys Gly Gln Pro Arg Glu Pro
            340                 345                 350

Gln Val Tyr Thr Leu Pro Pro Ser Arg Asp Glu Leu Thr Lys Asn Gln
        355                 360                 365

Val Ser Leu Thr Cys Leu Val Lys Gly Phe Tyr Pro Ser Asp Ile Ala
    370                 375                 380

Val Glu Trp Glu Ser Asn Gly Gln Pro Glu Asn Asn Tyr Lys Thr Thr
385                 390                 395                 400

Pro Pro Val Leu Asp Ser Asp Gly Ser Phe Phe Leu Tyr Ser Lys Leu
                405                 410                 415

Thr Val Asp Lys Ser Arg Trp Gln Gln Gly Asn Val Phe Ser Cys Ser
            420                 425                 430
```

Val Met His Glu Ala Leu His Asn His Tyr Thr Gln Lys Ser Leu Ser
435 440 445

Leu Ser Pro Gly
450

<210> 225
<211> 452
<212> PRT
<213> artificial

<220>
<223> Synthetic polypeptide

<400> 225

Glu Leu Gln Leu Gln Glu Ser Gly Pro Gly Leu Val Lys Pro Ser Glu
1 5 10 15

Thr Leu Ser Leu Thr Cys Thr Val Ser Gly Gly Ser Ile Ser Arg Ser
20 25 30

Ser Tyr Tyr Trp Gly Trp Ile Arg Gln Pro Pro Gly Lys Gly Leu Glu
35 40 45

Trp Ile Gly Ser Ile Tyr Tyr Thr Gly Asn Thr Tyr Tyr Trp Pro Ser
50 55 60

Leu Lys Ser Arg Val Thr Ile Ser Val Asp Thr Ser Lys Asn Gln Phe
65 70 75 80

Ser Leu Lys Leu Ser Ser Val Thr Ala Ala Asp Thr Ala Val Tyr Tyr
85 90 95

Cys Thr Arg Val Arg Tyr Gly Val Gly Val Pro Arg Tyr Phe Asp Pro
100 105 110

Trp Gly Gln Gly Thr Leu Val Thr Val Ser Ser Ala Ser Thr Lys Gly
115 120 125

Pro Ser Val Phe Pro Leu Ala Pro Ser Ser Lys Ser Thr Ser Gly Gly
130 135 140

Thr Ala Ala Leu Gly Cys Leu Val Lys Asp Tyr Phe Pro Glu Pro Val
145 150 155 160

Thr Val Ser Trp Asn Ser Gly Ala Leu Thr Ser Gly Val His Thr Phe
165 170 175

Pro Ala Val Leu Gln Ser Ser Gly Leu Tyr Ser Leu Ser Ser Val Val
180 185 190

```
Thr Val Pro Ser Ser Ser Leu Gly Thr Gln Thr Tyr Ile Cys Asn Val
        195                 200                 205

Asn His Lys Pro Ser Asn Thr Lys Val Asp Lys Lys Val Glu Pro Lys
    210                 215                 220

Ser Cys Asp Lys Thr His Thr Cys Pro Pro Cys Pro Ala Pro Glu Leu
225                 230                 235                 240

Leu Gly Gly Pro Ser Val Phe Leu Phe Pro Pro Lys Pro Lys Asp Thr
                245                 250                 255

Leu Met Ile Ser Arg Thr Pro Glu Val Thr Cys Val Val Val Asp Val
            260                 265                 270

Ser His Glu Asp Pro Glu Val Lys Phe Asn Trp Tyr Val Asp Gly Val
        275                 280                 285

Glu Val His Asn Ala Lys Thr Lys Pro Arg Glu Glu Gln Tyr Gly Ser
    290                 295                 300

Thr Tyr Arg Val Val Ser Val Leu Thr Val Leu His Gln Asp Trp Leu
305                 310                 315                 320

Asn Gly Lys Glu Tyr Lys Cys Lys Val Ser Asn Lys Ala Leu Pro Ala
                325                 330                 335

Pro Ile Glu Lys Thr Ile Ser Lys Ala Lys Gly Gln Pro Arg Glu Pro
            340                 345                 350

Gln Val Tyr Thr Leu Pro Pro Ser Arg Asp Glu Leu Thr Lys Asn Gln
        355                 360                 365

Val Ser Leu Trp Cys Leu Val Lys Gly Phe Tyr Pro Ser Asp Ile Ala
    370                 375                 380

Val Glu Trp Glu Ser Asn Gly Gln Pro Glu Asn Asn Tyr Lys Thr Thr
385                 390                 395                 400

Pro Pro Val Leu Asp Ser Asp Gly Ser Phe Phe Leu Tyr Ser Lys Leu
                405                 410                 415

Thr Val Asp Lys Ser Arg Trp Gln Gln Gly Asn Val Phe Ser Cys Ser
            420                 425                 430

Val Met His Glu Ala Leu His Asn His Tyr Thr Gln Lys Ser Leu Ser
        435                 440                 445
```

Leu Ser Pro Gly
450

<210> 226
<211> 452
<212> PRT
<213> artificial

<220>
<223> Synthetic polypeptide

<400> 226

Glu Leu Gln Leu Gln Glu Ser Gly Pro Gly Leu Val Lys Pro Ser Glu
1 5 10 15

Thr Leu Ser Leu Thr Cys Thr Val Ser Gly Gly Ser Ile Ser Arg Ser
20 25 30

Ser Tyr Tyr Trp Gly Trp Ile Arg Gln Pro Pro Gly Lys Gly Leu Glu
35 40 45

Trp Ile Gly Ser Ile Tyr Tyr Thr Gly Asn Thr Tyr Tyr Trp Pro Ser
50 55 60

Leu Lys Ser Arg Val Thr Ile Ser Val Asp Thr Ser Lys Asn Gln Phe
65 70 75 80

Ser Leu Lys Leu Ser Ser Val Thr Ala Ala Asp Thr Ala Val Tyr Tyr
85 90 95

Cys Thr Arg Val Arg Tyr Gly Val Gly Val Pro Arg Tyr Phe Asp Pro
100 105 110

Trp Gly Gln Gly Thr Leu Val Thr Val Ser Ser Ala Ser Thr Lys Gly
115 120 125

Pro Ser Val Phe Pro Leu Ala Pro Ser Ser Lys Ser Thr Ser Gly Gly
130 135 140

Thr Ala Ala Leu Gly Cys Leu Val Lys Asp Tyr Phe Pro Glu Pro Val
145 150 155 160

Thr Val Ser Trp Asn Ser Gly Ala Leu Thr Ser Gly Val His Thr Phe
165 170 175

Pro Ala Val Leu Gln Ser Ser Gly Leu Tyr Ser Leu Ser Ser Val Val
180 185 190

Thr Val Pro Ser Ser Ser Leu Gly Thr Gln Thr Tyr Ile Cys Asn Val
195 200 205

```
Asn His Lys Pro Ser Asn Thr Lys Val Asp Lys Lys Val Glu Pro Lys
    210                 215                 220

Ser Cys Asp Lys Thr His Thr Cys Pro Pro Cys Pro Ala Pro Glu Leu
225                 230                 235                 240

Leu Gly Gly Pro Ser Val Phe Leu Phe Pro Pro Lys Pro Lys Asp Thr
                245                 250                 255

Leu Met Ile Ser Arg Thr Pro Glu Val Thr Cys Val Val Val Asp Val
            260                 265                 270

Ser His Glu Asp Pro Glu Val Lys Phe Asn Trp Tyr Val Asp Gly Val
        275                 280                 285

Glu Val His Asn Ala Lys Thr Lys Pro Arg Glu Glu Gln Tyr Gly Ser
    290                 295                 300

Thr Tyr Arg Val Val Ser Val Leu Thr Val Leu His Gln Asp Trp Leu
305                 310                 315                 320

Asn Gly Lys Glu Tyr Lys Cys Lys Val Ser Asn Lys Ala Leu Pro Ala
                325                 330                 335

Pro Ile Glu Lys Thr Ile Ser Lys Ala Lys Gly Gln Pro Arg Glu Pro
            340                 345                 350

Gln Val Tyr Thr Leu Pro Pro Ser Arg Asp Glu Leu Thr Lys Asn Gln
        355                 360                 365

Val Ser Leu Ser Cys Ala Val Lys Gly Phe Tyr Pro Ser Asp Ile Ala
    370                 375                 380

Val Glu Trp Glu Ser Asn Gly Gln Pro Glu Asn Asn Tyr Lys Thr Thr
385                 390                 395                 400

Pro Pro Val Leu Asp Ser Asp Gly Ser Phe Phe Leu Val Ser Lys Leu
                405                 410                 415

Thr Val Asp Lys Ser Arg Trp Gln Gln Gly Asn Val Phe Ser Cys Ser
            420                 425                 430

Val Met His Glu Ala Leu His Asn His Tyr Thr Gln Lys Ser Leu Ser
        435                 440                 445

Leu Ser Pro Gly
    450
```

<210> 227
<211> 452
<212> PRT
<213> artificial

<220>
<223> Synthetic polypeptide

<400> 227

Glu Leu Gln Leu Gln Glu Ser Gly Pro Gly Leu Val Lys Pro Ser Glu
1   5   10   15

Thr Leu Ser Leu Thr Cys Thr Val Ser Gly Gly Ser Ile Ser Asp Ser
            20   25   30

Ser Tyr Tyr Trp Gly Trp Ile Arg Gln Pro Pro Gly Lys Gly Leu Glu
        35   40   45

Trp Ile Gly Ser Ile Tyr Tyr Thr Gly Glu Thr Tyr Tyr Ala Pro Ser
    50   55   60

Leu Lys Ser Arg Val Thr Ile Ser Val Asp Thr Ser Lys Asn Gln Phe
65   70   75   80

Ser Leu Lys Leu Ser Ser Val Thr Ala Ala Asp Thr Ala Val Tyr Tyr
                85   90   95

Cys Ala Arg Leu Arg Tyr Gly Val Gly Val Pro Arg Tyr Phe Asp Pro
            100   105   110

Trp Gly Gln Gly Thr Leu Val Thr Val Ser Ser Ala Ser Thr Lys Gly
        115   120   125

Pro Ser Val Phe Pro Leu Ala Pro Ser Ser Lys Ser Thr Ser Gly Gly
    130   135   140

Thr Ala Ala Leu Gly Cys Leu Val Lys Asp Tyr Phe Pro Glu Pro Val
145   150   155   160

Thr Val Ser Trp Asn Ser Gly Ala Leu Thr Ser Gly Val His Thr Phe
                165   170   175

Pro Ala Val Leu Gln Ser Ser Gly Leu Tyr Ser Leu Ser Ser Val Val
            180   185   190

Thr Val Pro Ser Ser Ser Leu Gly Thr Gln Thr Tyr Ile Cys Asn Val
        195   200   205

Asn His Lys Pro Ser Asn Thr Lys Val Asp Lys Lys Val Glu Pro Lys
    210   215   220

```
Ser Cys Asp Lys Thr His Thr Cys Pro Pro Cys Pro Ala Pro Glu Leu
225                 230                 235                 240

Leu Gly Gly Pro Ser Val Phe Leu Phe Pro Pro Lys Pro Lys Asp Thr
                245                 250                 255

Leu Met Ile Ser Arg Thr Pro Glu Val Thr Cys Val Val Val Asp Val
            260                 265                 270

Ser His Glu Asp Pro Glu Val Lys Phe Asn Trp Tyr Val Asp Gly Val
        275                 280                 285

Glu Val His Asn Ala Lys Thr Lys Pro Arg Glu Glu Gln Tyr Gly Ser
    290                 295                 300

Thr Tyr Arg Val Val Ser Val Leu Thr Val Leu His Gln Asp Trp Leu
305                 310                 315                 320

Asn Gly Lys Glu Tyr Lys Cys Lys Val Ser Asn Lys Ala Leu Pro Ala
                325                 330                 335

Pro Ile Glu Lys Thr Ile Ser Lys Ala Lys Gly Gln Pro Arg Glu Pro
            340                 345                 350

Gln Val Tyr Thr Leu Pro Pro Ser Arg Asp Glu Leu Thr Lys Asn Gln
        355                 360                 365

Val Ser Leu Thr Cys Leu Val Lys Gly Phe Tyr Pro Ser Asp Ile Ala
    370                 375                 380

Val Glu Trp Glu Ser Asn Gly Gln Pro Glu Asn Asn Tyr Lys Thr Thr
385                 390                 395                 400

Pro Pro Val Leu Asp Ser Asp Gly Ser Phe Phe Leu Tyr Ser Lys Leu
                405                 410                 415

Thr Val Asp Lys Ser Arg Trp Gln Gln Gly Asn Val Phe Ser Cys Ser
            420                 425                 430

Val Met His Glu Ala Leu His Asn His Tyr Thr Gln Lys Ser Leu Ser
        435                 440                 445

Leu Ser Pro Gly
    450
```

<210> 228
<211> 452
<212> PRT
<213> artificial

<220>
<223> Synthetic polypeptide

<400> 228

```
Glu Leu Gln Leu Gln Glu Ser Gly Pro Gly Leu Val Lys Pro Ser Glu
1               5                   10                  15


Thr Leu Ser Leu Thr Cys Thr Val Ser Gly Gly Ser Ile Ser Asp Ser
            20                  25                  30


Ser Tyr Tyr Trp Gly Trp Ile Arg Gln Pro Pro Gly Lys Gly Leu Glu
        35                  40                  45


Trp Ile Gly Ser Ile Tyr Tyr Thr Gly Glu Thr Tyr Tyr Ala Pro Ser
    50                  55                  60


Leu Lys Ser Arg Val Thr Ile Ser Val Asp Thr Ser Lys Asn Gln Phe
65                  70                  75                  80


Ser Leu Lys Leu Ser Ser Val Thr Ala Ala Asp Thr Ala Val Tyr Tyr
                85                  90                  95


Cys Ala Arg Leu Arg Tyr Gly Val Gly Val Pro Arg Tyr Phe Asp Pro
            100                 105                 110


Trp Gly Gln Gly Thr Leu Val Thr Val Ser Ser Ala Ser Thr Lys Gly
        115                 120                 125


Pro Ser Val Phe Pro Leu Ala Pro Ser Ser Lys Ser Thr Ser Gly Gly
    130                 135                 140


Thr Ala Ala Leu Gly Cys Leu Val Lys Asp Tyr Phe Pro Glu Pro Val
145                 150                 155                 160


Thr Val Ser Trp Asn Ser Gly Ala Leu Thr Ser Gly Val His Thr Phe
                165                 170                 175


Pro Ala Val Leu Gln Ser Ser Gly Leu Tyr Ser Leu Ser Ser Val Val
            180                 185                 190


Thr Val Pro Ser Ser Ser Leu Gly Thr Gln Thr Tyr Ile Cys Asn Val
        195                 200                 205


Asn His Lys Pro Ser Asn Thr Lys Val Asp Lys Lys Val Glu Pro Lys
    210                 215                 220


Ser Cys Asp Lys Thr His Thr Cys Pro Pro Cys Pro Ala Pro Glu Leu
225                 230                 235                 240
```

```
Leu Gly Gly Pro Ser Val Phe Leu Phe Pro Pro Lys Pro Lys Asp Thr
                245                 250                 255

Leu Met Ile Ser Arg Thr Pro Glu Val Thr Cys Val Val Val Asp Val
            260                 265                 270

Ser His Glu Asp Pro Glu Val Lys Phe Asn Trp Tyr Val Asp Gly Val
        275                 280                 285

Glu Val His Asn Ala Lys Thr Lys Pro Arg Glu Glu Gln Tyr Gly Ser
    290                 295                 300

Thr Tyr Arg Val Val Ser Val Leu Thr Val Leu His Gln Asp Trp Leu
305                 310                 315                 320

Asn Gly Lys Glu Tyr Lys Cys Lys Val Ser Asn Lys Ala Leu Pro Ala
                325                 330                 335

Pro Ile Glu Lys Thr Ile Ser Lys Ala Lys Gly Gln Pro Arg Glu Pro
            340                 345                 350

Gln Val Tyr Thr Leu Pro Pro Ser Arg Asp Glu Leu Thr Lys Asn Gln
        355                 360                 365

Val Ser Leu Trp Cys Leu Val Lys Gly Phe Tyr Pro Ser Asp Ile Ala
    370                 375                 380

Val Glu Trp Glu Ser Asn Gly Gln Pro Glu Asn Asn Tyr Lys Thr Thr
385                 390                 395                 400

Pro Pro Val Leu Asp Ser Asp Gly Ser Phe Phe Leu Tyr Ser Lys Leu
                405                 410                 415

Thr Val Asp Lys Ser Arg Trp Gln Gln Gly Asn Val Phe Ser Cys Ser
            420                 425                 430

Val Met His Glu Ala Leu His Asn His Tyr Thr Gln Lys Ser Leu Ser
        435                 440                 445

Leu Ser Pro Gly
    450


<210>  229
<211>  452
<212>  PRT
<213>  artificial

<220>
<223>  Synthetic polypeptide
```

<400> 229

```
Glu Leu Gln Leu Gln Glu Ser Gly Pro Gly Leu Val Lys Pro Ser Glu
1               5                   10                  15

Thr Leu Ser Leu Thr Cys Thr Val Ser Gly Gly Ser Ile Ser Asp Ser
            20                  25                  30

Ser Tyr Tyr Trp Gly Trp Ile Arg Gln Pro Pro Gly Lys Gly Leu Glu
        35                  40                  45

Trp Ile Gly Ser Ile Tyr Tyr Thr Gly Glu Thr Tyr Tyr Ala Pro Ser
    50                  55                  60

Leu Lys Ser Arg Val Thr Ile Ser Val Asp Thr Ser Lys Asn Gln Phe
65                  70                  75                  80

Ser Leu Lys Leu Ser Ser Val Thr Ala Ala Asp Thr Ala Val Tyr Tyr
                85                  90                  95

Cys Ala Arg Leu Arg Tyr Gly Val Gly Val Pro Arg Tyr Phe Asp Pro
            100                 105                 110

Trp Gly Gln Gly Thr Leu Val Thr Val Ser Ser Ala Ser Thr Lys Gly
        115                 120                 125

Pro Ser Val Phe Pro Leu Ala Pro Ser Ser Lys Ser Thr Ser Gly Gly
    130                 135                 140

Thr Ala Ala Leu Gly Cys Leu Val Lys Asp Tyr Phe Pro Glu Pro Val
145                 150                 155                 160

Thr Val Ser Trp Asn Ser Gly Ala Leu Thr Ser Gly Val His Thr Phe
                165                 170                 175

Pro Ala Val Leu Gln Ser Ser Gly Leu Tyr Ser Leu Ser Ser Val Val
            180                 185                 190

Thr Val Pro Ser Ser Ser Leu Gly Thr Gln Thr Tyr Ile Cys Asn Val
        195                 200                 205

Asn His Lys Pro Ser Asn Thr Lys Val Asp Lys Lys Val Glu Pro Lys
    210                 215                 220

Ser Cys Asp Lys Thr His Thr Cys Pro Pro Cys Pro Ala Pro Glu Leu
225                 230                 235                 240

Leu Gly Gly Pro Ser Val Phe Leu Phe Pro Pro Lys Pro Lys Asp Thr
                245                 250                 255
```

```
Leu Met Ile Ser Arg Thr Pro Glu Val Thr Cys Val Val Val Asp Val
            260                 265                 270

Ser His Glu Asp Pro Glu Val Lys Phe Asn Trp Tyr Val Asp Gly Val
        275                 280                 285

Glu Val His Asn Ala Lys Thr Lys Pro Arg Glu Glu Gln Tyr Gly Ser
    290                 295                 300

Thr Tyr Arg Val Val Ser Val Leu Thr Val Leu His Gln Asp Trp Leu
305                 310                 315                 320

Asn Gly Lys Glu Tyr Lys Cys Lys Val Ser Asn Lys Ala Leu Pro Ala
                325                 330                 335

Pro Ile Glu Lys Thr Ile Ser Lys Ala Lys Gly Gln Pro Arg Glu Pro
            340                 345                 350

Gln Val Tyr Thr Leu Pro Pro Ser Arg Asp Glu Leu Thr Lys Asn Gln
        355                 360                 365

Val Ser Leu Ser Cys Ala Val Lys Gly Phe Tyr Pro Ser Asp Ile Ala
    370                 375                 380

Val Glu Trp Glu Ser Asn Gly Gln Pro Glu Asn Asn Tyr Lys Thr Thr
385                 390                 395                 400

Pro Pro Val Leu Asp Ser Asp Gly Ser Phe Phe Leu Val Ser Lys Leu
                405                 410                 415

Thr Val Asp Lys Ser Arg Trp Gln Gln Gly Asn Val Phe Ser Cys Ser
            420                 425                 430

Val Met His Glu Ala Leu His Asn His Tyr Thr Gln Lys Ser Leu Ser
        435                 440                 445

Leu Ser Pro Gly
    450
```

<210> 230
<211> 452
<212> PRT
<213> artificial

<220>
<223> Synthetic polypeptide

<400> 230

```
Glu Leu Gln Leu Gln Glu Ser Gly Pro Gly Leu Val Lys Pro Ser Glu
1               5                   10                  15
```

```
Thr Leu Ser Leu Thr Cys Thr Val Ser Gly Gly Ser Ile Ser Asp Ser
            20                  25                  30

Ser Tyr Tyr Trp Gly Trp Ile Arg Gln Pro Pro Gly Lys Gly Leu Glu
        35                  40                  45

Trp Ile Gly Ser Ile Tyr Tyr Thr Gly Glu Thr Tyr Tyr Ala Pro Ser
    50                  55                  60

Leu Lys Ser Arg Val Thr Ile Ser Val Asp Thr Ser Lys Asn Gln Phe
65                  70                  75                  80

Ser Leu Lys Leu Ser Ser Val Thr Ala Ala Asp Thr Ala Val Tyr Tyr
                85                  90                  95

Cys Ala Arg Val Lys Tyr Gly Val Gly Val Pro Arg Tyr Phe Asp Pro
            100                 105                 110

Trp Gly Gln Gly Thr Leu Val Thr Val Ser Ser Ala Ser Thr Lys Gly
        115                 120                 125

Pro Ser Val Phe Pro Leu Ala Pro Ser Ser Lys Ser Thr Ser Gly Gly
    130                 135                 140

Thr Ala Ala Leu Gly Cys Leu Val Lys Asp Tyr Phe Pro Glu Pro Val
145                 150                 155                 160

Thr Val Ser Trp Asn Ser Gly Ala Leu Thr Ser Gly Val His Thr Phe
                165                 170                 175

Pro Ala Val Leu Gln Ser Ser Gly Leu Tyr Ser Leu Ser Ser Val Val
            180                 185                 190

Thr Val Pro Ser Ser Ser Leu Gly Thr Gln Thr Tyr Ile Cys Asn Val
        195                 200                 205

Asn His Lys Pro Ser Asn Thr Lys Val Asp Lys Lys Val Glu Pro Lys
    210                 215                 220

Ser Cys Asp Lys Thr His Thr Cys Pro Pro Cys Pro Ala Pro Glu Leu
225                 230                 235                 240

Leu Gly Gly Pro Ser Val Phe Leu Phe Pro Pro Lys Pro Lys Asp Thr
                245                 250                 255

Leu Met Ile Ser Arg Thr Pro Glu Val Thr Cys Val Val Val Asp Val
            260                 265                 270
```

```
Ser His Glu Asp Pro Glu Val Lys Phe Asn Trp Tyr Val Asp Gly Val
        275                 280                 285


Glu Val His Asn Ala Lys Thr Lys Pro Arg Glu Glu Gln Tyr Gly Ser
    290                 295                 300


Thr Tyr Arg Val Val Ser Val Leu Thr Val Leu His Gln Asp Trp Leu
305                 310                 315                 320


Asn Gly Lys Glu Tyr Lys Cys Lys Val Ser Asn Lys Ala Leu Pro Ala
                325                 330                 335


Pro Ile Glu Lys Thr Ile Ser Lys Ala Lys Gly Gln Pro Arg Glu Pro
            340                 345                 350


Gln Val Tyr Thr Leu Pro Pro Ser Arg Asp Glu Leu Thr Lys Asn Gln
        355                 360                 365


Val Ser Leu Thr Cys Leu Val Lys Gly Phe Tyr Pro Ser Asp Ile Ala
    370                 375                 380


Val Glu Trp Glu Ser Asn Gly Gln Pro Glu Asn Asn Tyr Lys Thr Thr
385                 390                 395                 400


Pro Pro Val Leu Asp Ser Asp Gly Ser Phe Phe Leu Tyr Ser Lys Leu
                405                 410                 415


Thr Val Asp Lys Ser Arg Trp Gln Gln Gly Asn Val Phe Ser Cys Ser
            420                 425                 430


Val Met His Glu Ala Leu His Asn His Tyr Thr Gln Lys Ser Leu Ser
        435                 440                 445


Leu Ser Pro Gly
    450


<210>  231
<211>  452
<212>  PRT
<213>  artificial

<220>
<223>  Synthetic polypeptide

<400>  231

Glu Leu Gln Leu Gln Glu Ser Gly Pro Gly Leu Val Lys Pro Ser Glu
1               5                   10                  15


Thr Leu Ser Leu Thr Cys Thr Val Ser Gly Gly Ser Ile Ser Asp Ser
            20                  25                  30
```

```
Ser Tyr Tyr Trp Gly Trp Ile Arg Gln Pro Pro Gly Lys Gly Leu Glu
        35                  40                  45

Trp Ile Gly Ser Ile Tyr Tyr Thr Gly Glu Thr Tyr Tyr Ala Pro Ser
    50                  55                  60

Leu Lys Ser Arg Val Thr Ile Ser Val Asp Thr Ser Lys Asn Gln Phe
65                  70                  75                  80

Ser Leu Lys Leu Ser Ser Val Thr Ala Ala Asp Thr Ala Val Tyr Tyr
                85                  90                  95

Cys Ala Arg Val Lys Tyr Gly Val Gly Val Pro Arg Tyr Phe Asp Pro
            100                 105                 110

Trp Gly Gln Gly Thr Leu Val Thr Val Ser Ser Ala Ser Thr Lys Gly
        115                 120                 125

Pro Ser Val Phe Pro Leu Ala Pro Ser Ser Lys Ser Thr Ser Gly Gly
    130                 135                 140

Thr Ala Ala Leu Gly Cys Leu Val Lys Asp Tyr Phe Pro Glu Pro Val
145                 150                 155                 160

Thr Val Ser Trp Asn Ser Gly Ala Leu Thr Ser Gly Val His Thr Phe
                165                 170                 175

Pro Ala Val Leu Gln Ser Ser Gly Leu Tyr Ser Leu Ser Ser Val Val
            180                 185                 190

Thr Val Pro Ser Ser Ser Leu Gly Thr Gln Thr Tyr Ile Cys Asn Val
        195                 200                 205

Asn His Lys Pro Ser Asn Thr Lys Val Asp Lys Lys Val Glu Pro Lys
    210                 215                 220

Ser Cys Asp Lys Thr His Thr Cys Pro Pro Cys Pro Ala Pro Glu Leu
225                 230                 235                 240

Leu Gly Gly Pro Ser Val Phe Leu Phe Pro Pro Lys Pro Lys Asp Thr
                245                 250                 255

Leu Met Ile Ser Arg Thr Pro Glu Val Thr Cys Val Val Val Asp Val
            260                 265                 270

Ser His Glu Asp Pro Glu Val Lys Phe Asn Trp Tyr Val Asp Gly Val
        275                 280                 285
```

```
Glu Val His Asn Ala Lys Thr Lys Pro Arg Glu Glu Gln Tyr Gly Ser
    290                 295                 300

Thr Tyr Arg Val Val Ser Val Leu Thr Val Leu His Gln Asp Trp Leu
305                 310                 315                 320

Asn Gly Lys Glu Tyr Lys Cys Lys Val Ser Asn Lys Ala Leu Pro Ala
                325                 330                 335

Pro Ile Glu Lys Thr Ile Ser Lys Ala Lys Gly Gln Pro Arg Glu Pro
            340                 345                 350

Gln Val Tyr Thr Leu Pro Pro Ser Arg Asp Glu Leu Thr Lys Asn Gln
        355                 360                 365

Val Ser Leu Trp Cys Leu Val Lys Gly Phe Tyr Pro Ser Asp Ile Ala
    370                 375                 380

Val Glu Trp Glu Ser Asn Gly Gln Pro Glu Asn Asn Tyr Lys Thr Thr
385                 390                 395                 400

Pro Pro Val Leu Asp Ser Asp Gly Ser Phe Phe Leu Tyr Ser Lys Leu
                405                 410                 415

Thr Val Asp Lys Ser Arg Trp Gln Gln Gly Asn Val Phe Ser Cys Ser
            420                 425                 430

Val Met His Glu Ala Leu His Asn His Tyr Thr Gln Lys Ser Leu Ser
        435                 440                 445

Leu Ser Pro Gly
    450


<210>  232
<211>  452
<212>  PRT
<213>  artificial

<220>
<223>  Synthetic polypeptide

<400>  232

Glu Leu Gln Leu Gln Glu Ser Gly Pro Gly Leu Val Lys Pro Ser Glu
1               5                   10                  15

Thr Leu Ser Leu Thr Cys Thr Val Ser Gly Gly Ser Ile Ser Asp Ser
            20                  25                  30

Ser Tyr Tyr Trp Gly Trp Ile Arg Gln Pro Pro Gly Lys Gly Leu Glu
        35                  40                  45
```

```
Trp Ile Gly Ser Ile Tyr Tyr Thr Gly Glu Thr Tyr Tyr Ala Pro Ser
    50                  55                  60

Leu Lys Ser Arg Val Thr Ile Ser Val Asp Thr Ser Lys Asn Gln Phe
65                  70                  75                  80

Ser Leu Lys Leu Ser Ser Val Thr Ala Ala Asp Thr Ala Val Tyr Tyr
                85                  90                  95

Cys Ala Arg Val Lys Tyr Gly Val Gly Val Pro Arg Tyr Phe Asp Pro
            100                 105                 110

Trp Gly Gln Gly Thr Leu Val Thr Val Ser Ser Ala Ser Thr Lys Gly
        115                 120                 125

Pro Ser Val Phe Pro Leu Ala Pro Ser Ser Lys Ser Thr Ser Gly Gly
    130                 135                 140

Thr Ala Ala Leu Gly Cys Leu Val Lys Asp Tyr Phe Pro Glu Pro Val
145                 150                 155                 160

Thr Val Ser Trp Asn Ser Gly Ala Leu Thr Ser Gly Val His Thr Phe
                165                 170                 175

Pro Ala Val Leu Gln Ser Ser Gly Leu Tyr Ser Leu Ser Ser Val Val
            180                 185                 190

Thr Val Pro Ser Ser Ser Leu Gly Thr Gln Thr Tyr Ile Cys Asn Val
        195                 200                 205

Asn His Lys Pro Ser Asn Thr Lys Val Asp Lys Lys Val Glu Pro Lys
    210                 215                 220

Ser Cys Asp Lys Thr His Thr Cys Pro Pro Cys Pro Ala Pro Glu Leu
225                 230                 235                 240

Leu Gly Gly Pro Ser Val Phe Leu Phe Pro Pro Lys Pro Lys Asp Thr
                245                 250                 255

Leu Met Ile Ser Arg Thr Pro Glu Val Thr Cys Val Val Val Asp Val
            260                 265                 270

Ser His Glu Asp Pro Glu Val Lys Phe Asn Trp Tyr Val Asp Gly Val
        275                 280                 285

Glu Val His Asn Ala Lys Thr Lys Pro Arg Glu Glu Gln Tyr Gly Ser
    290                 295                 300
```

```
Thr Tyr Arg Val Val Ser Val Leu Thr Val Leu His Gln Asp Trp Leu
305                 310                 315                 320


Asn Gly Lys Glu Tyr Lys Cys Lys Val Ser Asn Lys Ala Leu Pro Ala
                325                 330                 335


Pro Ile Glu Lys Thr Ile Ser Lys Ala Lys Gly Gln Pro Arg Glu Pro
            340                 345                 350


Gln Val Tyr Thr Leu Pro Pro Ser Arg Asp Glu Leu Thr Lys Asn Gln
        355                 360                 365


Val Ser Leu Ser Cys Ala Val Lys Gly Phe Tyr Pro Ser Asp Ile Ala
    370                 375                 380


Val Glu Trp Glu Ser Asn Gly Gln Pro Glu Asn Asn Tyr Lys Thr Thr
385                 390                 395                 400


Pro Pro Val Leu Asp Ser Asp Gly Ser Phe Phe Leu Val Ser Lys Leu
                405                 410                 415


Thr Val Asp Lys Ser Arg Trp Gln Gln Gly Asn Val Phe Ser Cys Ser
            420                 425                 430


Val Met His Glu Ala Leu His Asn His Tyr Thr Gln Lys Ser Leu Ser
        435                 440                 445


Leu Ser Pro Gly
    450
```

<210> 233
<211> 452
<212> PRT
<213> artificial

<220>
<223> Synthetic polypeptide

<400> 233

```
Glu Leu Gln Leu Gln Glu Ser Gly Pro Gly Leu Val Lys Pro Ser Glu
1               5                   10                  15


Thr Leu Ser Leu Thr Cys Thr Val Ser Gly Gly Ser Ile Ser Asp Ser
            20                  25                  30


Ser Tyr Tyr Trp Gly Trp Ile Arg Gln Pro Pro Gly Lys Gly Leu Glu
        35                  40                  45


Trp Ile Gly Ser Ile Tyr Tyr Thr Gly Glu Thr Tyr Tyr Ala Pro Ser
    50                  55                  60
```

```
Leu Lys Ser Arg Val Thr Ile Ser Val Asp Thr Ser Lys Asn Gln Phe
65                  70                  75                  80


Ser Leu Lys Leu Ser Ser Val Thr Ala Ala Asp Thr Ala Val Tyr Tyr
                85                  90                  95


Cys Ala Arg Val Arg Tyr Gly Val Gly Val Pro Arg His Phe Asp Pro
            100                 105                 110


Trp Gly Gln Gly Thr Leu Val Thr Val Ser Ser Ala Ser Thr Lys Gly
        115                 120                 125


Pro Ser Val Phe Pro Leu Ala Pro Ser Ser Lys Ser Thr Ser Gly Gly
    130                 135                 140


Thr Ala Ala Leu Gly Cys Leu Val Lys Asp Tyr Phe Pro Glu Pro Val
145                 150                 155                 160


Thr Val Ser Trp Asn Ser Gly Ala Leu Thr Ser Gly Val His Thr Phe
                165                 170                 175


Pro Ala Val Leu Gln Ser Ser Gly Leu Tyr Ser Leu Ser Ser Val Val
            180                 185                 190


Thr Val Pro Ser Ser Ser Leu Gly Thr Gln Thr Tyr Ile Cys Asn Val
        195                 200                 205


Asn His Lys Pro Ser Asn Thr Lys Val Asp Lys Lys Val Glu Pro Lys
    210                 215                 220


Ser Cys Asp Lys Thr His Thr Cys Pro Pro Cys Pro Ala Pro Glu Leu
225                 230                 235                 240


Leu Gly Gly Pro Ser Val Phe Leu Phe Pro Pro Lys Pro Lys Asp Thr
                245                 250                 255


Leu Met Ile Ser Arg Thr Pro Glu Val Thr Cys Val Val Val Asp Val
            260                 265                 270


Ser His Glu Asp Pro Glu Val Lys Phe Asn Trp Tyr Val Asp Gly Val
        275                 280                 285


Glu Val His Asn Ala Lys Thr Lys Pro Arg Glu Glu Gln Tyr Gly Ser
    290                 295                 300


Thr Tyr Arg Val Val Ser Val Leu Thr Val Leu His Gln Asp Trp Leu
305                 310                 315                 320
```

```
Asn Gly Lys Glu Tyr Lys Cys Lys Val Ser Asn Lys Ala Leu Pro Ala
                325                 330                 335

Pro Ile Glu Lys Thr Ile Ser Lys Ala Lys Gly Gln Pro Arg Glu Pro
            340                 345                 350

Gln Val Tyr Thr Leu Pro Pro Ser Arg Asp Glu Leu Thr Lys Asn Gln
        355                 360                 365

Val Ser Leu Thr Cys Leu Val Lys Gly Phe Tyr Pro Ser Asp Ile Ala
    370                 375                 380

Val Glu Trp Glu Ser Asn Gly Gln Pro Glu Asn Asn Tyr Lys Thr Thr
385                 390                 395                 400

Pro Pro Val Leu Asp Ser Asp Gly Ser Phe Phe Leu Tyr Ser Lys Leu
                405                 410                 415

Thr Val Asp Lys Ser Arg Trp Gln Gln Gly Asn Val Phe Ser Cys Ser
            420                 425                 430

Val Met His Glu Ala Leu His Asn His Tyr Thr Gln Lys Ser Leu Ser
        435                 440                 445

Leu Ser Pro Gly
    450
```

<210> 234
<211> 452
<212> PRT
<213> artificial

<220>
<223> Synthetic polypeptide

<400> 234

```
Glu Leu Gln Leu Gln Glu Ser Gly Pro Gly Leu Val Lys Pro Ser Glu
1               5                   10                  15

Thr Leu Ser Leu Thr Cys Thr Val Ser Gly Gly Ser Ile Ser Asp Ser
            20                  25                  30

Ser Tyr Tyr Trp Gly Trp Ile Arg Gln Pro Pro Gly Lys Gly Leu Glu
        35                  40                  45

Trp Ile Gly Ser Ile Tyr Tyr Thr Gly Glu Thr Tyr Tyr Ala Pro Ser
    50                  55                  60

Leu Lys Ser Arg Val Thr Ile Ser Val Asp Thr Ser Lys Asn Gln Phe
65                  70                  75                  80
```

```
Ser Leu Lys Leu Ser Ser Val Thr Ala Ala Asp Thr Ala Val Tyr Tyr
                85                  90                  95

Cys Ala Arg Val Arg Tyr Gly Val Gly Val Pro Arg His Phe Asp Pro
            100                 105                 110

Trp Gly Gln Gly Thr Leu Val Thr Val Ser Ser Ala Ser Thr Lys Gly
        115                 120                 125

Pro Ser Val Phe Pro Leu Ala Pro Ser Ser Lys Ser Thr Ser Gly Gly
    130                 135                 140

Thr Ala Ala Leu Gly Cys Leu Val Lys Asp Tyr Phe Pro Glu Pro Val
145                 150                 155                 160

Thr Val Ser Trp Asn Ser Gly Ala Leu Thr Ser Gly Val His Thr Phe
                165                 170                 175

Pro Ala Val Leu Gln Ser Ser Gly Leu Tyr Ser Leu Ser Ser Val Val
            180                 185                 190

Thr Val Pro Ser Ser Ser Leu Gly Thr Gln Thr Tyr Ile Cys Asn Val
        195                 200                 205

Asn His Lys Pro Ser Asn Thr Lys Val Asp Lys Lys Val Glu Pro Lys
    210                 215                 220

Ser Cys Asp Lys Thr His Thr Cys Pro Pro Cys Pro Ala Pro Glu Leu
225                 230                 235                 240

Leu Gly Gly Pro Ser Val Phe Leu Phe Pro Pro Lys Pro Lys Asp Thr
                245                 250                 255

Leu Met Ile Ser Arg Thr Pro Glu Val Thr Cys Val Val Val Asp Val
            260                 265                 270

Ser His Glu Asp Pro Glu Val Lys Phe Asn Trp Tyr Val Asp Gly Val
        275                 280                 285

Glu Val His Asn Ala Lys Thr Lys Pro Arg Glu Glu Gln Tyr Gly Ser
    290                 295                 300

Thr Tyr Arg Val Val Ser Val Leu Thr Val Leu His Gln Asp Trp Leu
305                 310                 315                 320

Asn Gly Lys Glu Tyr Lys Cys Lys Val Ser Asn Lys Ala Leu Pro Ala
                325                 330                 335
```

```
Pro Ile Glu Lys Thr Ile Ser Lys Ala Lys Gly Gln Pro Arg Glu Pro
            340                 345                 350

Gln Val Tyr Thr Leu Pro Pro Ser Arg Asp Glu Leu Thr Lys Asn Gln
        355                 360                 365

Val Ser Leu Trp Cys Leu Val Lys Gly Phe Tyr Pro Ser Asp Ile Ala
    370                 375                 380

Val Glu Trp Glu Ser Asn Gly Gln Pro Glu Asn Asn Tyr Lys Thr Thr
385                 390                 395                 400

Pro Pro Val Leu Asp Ser Asp Gly Ser Phe Phe Leu Tyr Ser Lys Leu
                405                 410                 415

Thr Val Asp Lys Ser Arg Trp Gln Gln Gly Asn Val Phe Ser Cys Ser
            420                 425                 430

Val Met His Glu Ala Leu His Asn His Tyr Thr Gln Lys Ser Leu Ser
        435                 440                 445

Leu Ser Pro Gly
    450
```

<210> 235
<211> 452
<212> PRT
<213> artificial

<220>
<223> Synthetic polypeptide

<400> 235

```
Glu Leu Gln Leu Gln Glu Ser Gly Pro Gly Leu Val Lys Pro Ser Glu
1               5                   10                  15

Thr Leu Ser Leu Thr Cys Thr Val Ser Gly Gly Ser Ile Ser Asp Ser
            20                  25                  30

Ser Tyr Tyr Trp Gly Trp Ile Arg Gln Pro Pro Gly Lys Gly Leu Glu
        35                  40                  45

Trp Ile Gly Ser Ile Tyr Tyr Thr Gly Glu Thr Tyr Tyr Ala Pro Ser
    50                  55                  60

Leu Lys Ser Arg Val Thr Ile Ser Val Asp Thr Ser Lys Asn Gln Phe
65                  70                  75                  80

Ser Leu Lys Leu Ser Ser Val Thr Ala Ala Asp Thr Ala Val Tyr Tyr
                85                  90                  95
```

```
Cys Ala Arg Val Arg Tyr Gly Val Gly Val Pro Arg His Phe Asp Pro
            100                 105                 110

Trp Gly Gln Gly Thr Leu Val Thr Val Ser Ser Ala Ser Thr Lys Gly
        115                 120                 125

Pro Ser Val Phe Pro Leu Ala Pro Ser Ser Lys Ser Thr Ser Gly Gly
    130                 135                 140

Thr Ala Ala Leu Gly Cys Leu Val Lys Asp Tyr Phe Pro Glu Pro Val
145                 150                 155                 160

Thr Val Ser Trp Asn Ser Gly Ala Leu Thr Ser Gly Val His Thr Phe
                165                 170                 175

Pro Ala Val Leu Gln Ser Ser Gly Leu Tyr Ser Leu Ser Ser Val Val
            180                 185                 190

Thr Val Pro Ser Ser Ser Leu Gly Thr Gln Thr Tyr Ile Cys Asn Val
        195                 200                 205

Asn His Lys Pro Ser Asn Thr Lys Val Asp Lys Lys Val Glu Pro Lys
    210                 215                 220

Ser Cys Asp Lys Thr His Thr Cys Pro Pro Cys Pro Ala Pro Glu Leu
225                 230                 235                 240

Leu Gly Gly Pro Ser Val Phe Leu Phe Pro Pro Lys Pro Lys Asp Thr
                245                 250                 255

Leu Met Ile Ser Arg Thr Pro Glu Val Thr Cys Val Val Val Asp Val
            260                 265                 270

Ser His Glu Asp Pro Glu Val Lys Phe Asn Trp Tyr Val Asp Gly Val
        275                 280                 285

Glu Val His Asn Ala Lys Thr Lys Pro Arg Glu Glu Gln Tyr Gly Ser
    290                 295                 300

Thr Tyr Arg Val Val Ser Val Leu Thr Val Leu His Gln Asp Trp Leu
305                 310                 315                 320

Asn Gly Lys Glu Tyr Lys Cys Lys Val Ser Asn Lys Ala Leu Pro Ala
                325                 330                 335

Pro Ile Glu Lys Thr Ile Ser Lys Ala Lys Gly Gln Pro Arg Glu Pro
            340                 345                 350
```

```
Gln Val Tyr Thr Leu Pro Pro Ser Arg Asp Glu Leu Thr Lys Asn Gln
        355                 360                 365

Val Ser Leu Ser Cys Ala Val Lys Gly Phe Tyr Pro Ser Asp Ile Ala
    370                 375                 380

Val Glu Trp Glu Ser Asn Gly Gln Pro Glu Asn Asn Tyr Lys Thr Thr
385                 390                 395                 400

Pro Pro Val Leu Asp Ser Asp Gly Ser Phe Phe Leu Val Ser Lys Leu
                405                 410                 415

Thr Val Asp Lys Ser Arg Trp Gln Gln Gly Asn Val Phe Ser Cys Ser
            420                 425                 430

Val Met His Glu Ala Leu His Asn His Tyr Thr Gln Lys Ser Leu Ser
        435                 440                 445

Leu Ser Pro Gly
    450
```

<210> 236
<211> 452
<212> PRT
<213> artificial

<220>
<223> Synthetic polypeptide

<400> 236

```
Glu Leu Gln Leu Gln Glu Ser Gly Pro Gly Leu Val Lys Pro Ser Glu
1               5                   10                  15

Thr Leu Ser Leu Thr Cys Thr Val Ser Gly Gly Ser Ile Ser Glu Ser
            20                  25                  30

Ser Tyr Tyr Trp Gly Trp Ile Arg Gln Pro Pro Gly Lys Gly Leu Glu
        35                  40                  45

Trp Ile Gly Ser Ile Tyr Tyr Thr Gly Glu Thr Tyr Tyr Ala Pro Ser
    50                  55                  60

Leu Lys Ser Arg Val Thr Ile Ser Val Asp Thr Ser Lys Asn Gln Phe
65                  70                  75                  80

Ser Leu Lys Leu Ser Ser Val Thr Ala Ala Asp Thr Ala Val Tyr Tyr
                85                  90                  95

Cys Ala Arg Leu Arg Tyr Gly Val Gly Val Pro Arg Tyr Phe Asp Pro
            100                 105                 110
```

```
Trp Gly Gln Gly Thr Leu Val Thr Val Ser Ser Ala Ser Thr Lys Gly
        115                 120                 125

Pro Ser Val Phe Pro Leu Ala Pro Ser Ser Lys Ser Thr Ser Gly Gly
    130                 135                 140

Thr Ala Ala Leu Gly Cys Leu Val Lys Asp Tyr Phe Pro Glu Pro Val
145                 150                 155                 160

Thr Val Ser Trp Asn Ser Gly Ala Leu Thr Ser Gly Val His Thr Phe
                165                 170                 175

Pro Ala Val Leu Gln Ser Ser Gly Leu Tyr Ser Leu Ser Ser Val Val
            180                 185                 190

Thr Val Pro Ser Ser Ser Leu Gly Thr Gln Thr Tyr Ile Cys Asn Val
        195                 200                 205

Asn His Lys Pro Ser Asn Thr Lys Val Asp Lys Lys Val Glu Pro Lys
    210                 215                 220

Ser Cys Asp Lys Thr His Thr Cys Pro Pro Cys Pro Ala Pro Glu Leu
225                 230                 235                 240

Leu Gly Gly Pro Ser Val Phe Leu Phe Pro Pro Lys Pro Lys Asp Thr
                245                 250                 255

Leu Met Ile Ser Arg Thr Pro Glu Val Thr Cys Val Val Val Asp Val
            260                 265                 270

Ser His Glu Asp Pro Glu Val Lys Phe Asn Trp Tyr Val Asp Gly Val
        275                 280                 285

Glu Val His Asn Ala Lys Thr Lys Pro Arg Glu Glu Gln Tyr Gly Ser
    290                 295                 300

Thr Tyr Arg Val Val Ser Val Leu Thr Val Leu His Gln Asp Trp Leu
305                 310                 315                 320

Asn Gly Lys Glu Tyr Lys Cys Lys Val Ser Asn Lys Ala Leu Pro Ala
                325                 330                 335

Pro Ile Glu Lys Thr Ile Ser Lys Ala Lys Gly Gln Pro Arg Glu Pro
            340                 345                 350

Gln Val Tyr Thr Leu Pro Pro Ser Arg Asp Glu Leu Thr Lys Asn Gln
        355                 360                 365
```

```
Val Ser Leu Thr Cys Leu Val Lys Gly Phe Tyr Pro Ser Asp Ile Ala
    370                 375                 380

Val Glu Trp Glu Ser Asn Gly Gln Pro Glu Asn Asn Tyr Lys Thr Thr
385                 390                 395                 400

Pro Pro Val Leu Asp Ser Asp Gly Ser Phe Phe Leu Tyr Ser Lys Leu
                405                 410                 415

Thr Val Asp Lys Ser Arg Trp Gln Gln Gly Asn Val Phe Ser Cys Ser
            420                 425                 430

Val Met His Glu Ala Leu His Asn His Tyr Thr Gln Lys Ser Leu Ser
        435                 440                 445

Leu Ser Pro Gly
    450
```

<210> 237
<211> 452
<212> PRT
<213> artificial

<220>
<223> Synthetic polypeptide

<400> 237

```
Glu Leu Gln Leu Gln Glu Ser Gly Pro Gly Leu Val Lys Pro Ser Glu
1               5                   10                  15

Thr Leu Ser Leu Thr Cys Thr Val Ser Gly Gly Ser Ile Ser Glu Ser
            20                  25                  30

Ser Tyr Tyr Trp Gly Trp Ile Arg Gln Pro Pro Gly Lys Gly Leu Glu
        35                  40                  45

Trp Ile Gly Ser Ile Tyr Tyr Thr Gly Glu Thr Tyr Tyr Ala Pro Ser
    50                  55                  60

Leu Lys Ser Arg Val Thr Ile Ser Val Asp Thr Ser Lys Asn Gln Phe
65                  70                  75                  80

Ser Leu Lys Leu Ser Ser Val Thr Ala Ala Asp Thr Ala Val Tyr Tyr
                85                  90                  95

Cys Ala Arg Leu Arg Tyr Gly Val Gly Val Pro Arg Tyr Phe Asp Pro
            100                 105                 110

Trp Gly Gln Gly Thr Leu Val Thr Val Ser Ser Ala Ser Thr Lys Gly
        115                 120                 125
```

```
Pro Ser Val Phe Pro Leu Ala Pro Ser Ser Lys Ser Thr Ser Gly Gly
    130                 135                 140

Thr Ala Ala Leu Gly Cys Leu Val Lys Asp Tyr Phe Pro Glu Pro Val
145                 150                 155                 160

Thr Val Ser Trp Asn Ser Gly Ala Leu Thr Ser Gly Val His Thr Phe
                165                 170                 175

Pro Ala Val Leu Gln Ser Ser Gly Leu Tyr Ser Leu Ser Ser Val Val
            180                 185                 190

Thr Val Pro Ser Ser Ser Leu Gly Thr Gln Thr Tyr Ile Cys Asn Val
        195                 200                 205

Asn His Lys Pro Ser Asn Thr Lys Val Asp Lys Lys Val Glu Pro Lys
    210                 215                 220

Ser Cys Asp Lys Thr His Thr Cys Pro Pro Cys Pro Ala Pro Glu Leu
225                 230                 235                 240

Leu Gly Gly Pro Ser Val Phe Leu Phe Pro Pro Lys Pro Lys Asp Thr
                245                 250                 255

Leu Met Ile Ser Arg Thr Pro Glu Val Thr Cys Val Val Val Asp Val
            260                 265                 270

Ser His Glu Asp Pro Glu Val Lys Phe Asn Trp Tyr Val Asp Gly Val
        275                 280                 285

Glu Val His Asn Ala Lys Thr Lys Pro Arg Glu Glu Gln Tyr Gly Ser
    290                 295                 300

Thr Tyr Arg Val Val Ser Val Leu Thr Val Leu His Gln Asp Trp Leu
305                 310                 315                 320

Asn Gly Lys Glu Tyr Lys Cys Lys Val Ser Asn Lys Ala Leu Pro Ala
                325                 330                 335

Pro Ile Glu Lys Thr Ile Ser Lys Ala Lys Gly Gln Pro Arg Glu Pro
            340                 345                 350

Gln Val Tyr Thr Leu Pro Pro Ser Arg Asp Glu Leu Thr Lys Asn Gln
        355                 360                 365

Val Ser Leu Trp Cys Leu Val Lys Gly Phe Tyr Pro Ser Asp Ile Ala
    370                 375                 380
```

```
Val Glu Trp Glu Ser Asn Gly Gln Pro Glu Asn Asn Tyr Lys Thr Thr
385                 390                 395                 400


Pro Pro Val Leu Asp Ser Asp Gly Ser Phe Phe Leu Tyr Ser Lys Leu
                405                 410                 415


Thr Val Asp Lys Ser Arg Trp Gln Gln Gly Asn Val Phe Ser Cys Ser
            420                 425                 430


Val Met His Glu Ala Leu His Asn His Tyr Thr Gln Lys Ser Leu Ser
        435                 440                 445


Leu Ser Pro Gly
    450


<210>  238
<211>  452
<212>  PRT
<213>  artificial

<220>
<223>  Synthetic polypeptide

<400>  238

Glu Leu Gln Leu Gln Glu Ser Gly Pro Gly Leu Val Lys Pro Ser Glu
1               5                   10                  15


Thr Leu Ser Leu Thr Cys Thr Val Ser Gly Gly Ser Ile Ser Glu Ser
            20                  25                  30


Ser Tyr Tyr Trp Gly Trp Ile Arg Gln Pro Pro Gly Lys Gly Leu Glu
        35                  40                  45


Trp Ile Gly Ser Ile Tyr Tyr Thr Gly Glu Thr Tyr Tyr Ala Pro Ser
    50                  55                  60


Leu Lys Ser Arg Val Thr Ile Ser Val Asp Thr Ser Lys Asn Gln Phe
65                  70                  75                  80


Ser Leu Lys Leu Ser Ser Val Thr Ala Ala Asp Thr Ala Val Tyr Tyr
                85                  90                  95


Cys Ala Arg Leu Arg Tyr Gly Val Gly Val Pro Arg Tyr Phe Asp Pro
            100                 105                 110


Trp Gly Gln Gly Thr Leu Val Thr Val Ser Ser Ala Ser Thr Lys Gly
        115                 120                 125


Pro Ser Val Phe Pro Leu Ala Pro Ser Ser Lys Ser Thr Ser Gly Gly
    130                 135                 140
```

```
Thr Ala Ala Leu Gly Cys Leu Val Lys Asp Tyr Phe Pro Glu Pro Val
145                 150                 155                 160


Thr Val Ser Trp Asn Ser Gly Ala Leu Thr Ser Gly Val His Thr Phe
                165                 170                 175


Pro Ala Val Leu Gln Ser Ser Gly Leu Tyr Ser Leu Ser Ser Val Val
            180                 185                 190


Thr Val Pro Ser Ser Ser Leu Gly Thr Gln Thr Tyr Ile Cys Asn Val
        195                 200                 205


Asn His Lys Pro Ser Asn Thr Lys Val Asp Lys Lys Val Glu Pro Lys
    210                 215                 220


Ser Cys Asp Lys Thr His Thr Cys Pro Pro Cys Pro Ala Pro Glu Leu
225                 230                 235                 240


Leu Gly Gly Pro Ser Val Phe Leu Phe Pro Pro Lys Pro Lys Asp Thr
                245                 250                 255


Leu Met Ile Ser Arg Thr Pro Glu Val Thr Cys Val Val Val Asp Val
            260                 265                 270


Ser His Glu Asp Pro Glu Val Lys Phe Asn Trp Tyr Val Asp Gly Val
        275                 280                 285


Glu Val His Asn Ala Lys Thr Lys Pro Arg Glu Glu Gln Tyr Gly Ser
    290                 295                 300


Thr Tyr Arg Val Val Ser Val Leu Thr Val Leu His Gln Asp Trp Leu
305                 310                 315                 320


Asn Gly Lys Glu Tyr Lys Cys Lys Val Ser Asn Lys Ala Leu Pro Ala
                325                 330                 335


Pro Ile Glu Lys Thr Ile Ser Lys Ala Lys Gly Gln Pro Arg Glu Pro
            340                 345                 350


Gln Val Tyr Thr Leu Pro Pro Ser Arg Asp Glu Leu Thr Lys Asn Gln
        355                 360                 365


Val Ser Leu Ser Cys Ala Val Lys Gly Phe Tyr Pro Ser Asp Ile Ala
    370                 375                 380


Val Glu Trp Glu Ser Asn Gly Gln Pro Glu Asn Asn Tyr Lys Thr Thr
385                 390                 395                 400
```

```
Pro Pro Val Leu Asp Ser Asp Gly Ser Phe Phe Leu Val Ser Lys Leu
                405                 410                 415


Thr Val Asp Lys Ser Arg Trp Gln Gln Gly Asn Val Phe Ser Cys Ser
            420                 425                 430


Val Met His Glu Ala Leu His Asn His Tyr Thr Gln Lys Ser Leu Ser
        435                 440                 445


Leu Ser Pro Gly
    450


<210>  239
<211>  452
<212>  PRT
<213>  artificial

<220>
<223>  Synthetic polypeptide

<400>  239

Glu Leu Gln Leu Gln Glu Ser Gly Pro Gly Leu Val Lys Pro Ser Glu
1               5                   10                  15


Thr Leu Ser Leu Thr Cys Thr Val Ser Gly Gly Ser Ile Ser Glu Ser
            20                  25                  30


Ser Tyr Tyr Trp Gly Trp Ile Arg Gln Pro Pro Gly Lys Gly Leu Glu
        35                  40                  45


Trp Ile Gly Ser Ile Tyr Tyr Thr Gly Glu Thr Tyr Tyr Ala Pro Ser
    50                  55                  60


Leu Lys Ser Arg Val Thr Ile Ser Val Asp Thr Ser Lys Asn Gln Phe
65                  70                  75                  80


Ser Leu Lys Leu Ser Ser Val Thr Ala Ala Asp Thr Ala Val Tyr Tyr
                85                  90                  95


Cys Ala Arg Val Lys Tyr Gly Val Gly Val Pro Arg Tyr Phe Asp Pro
            100                 105                 110


Trp Gly Gln Gly Thr Leu Val Thr Val Ser Ser Ala Ser Thr Lys Gly
        115                 120                 125


Pro Ser Val Phe Pro Leu Ala Pro Ser Ser Lys Ser Thr Ser Gly Gly
    130                 135                 140


Thr Ala Ala Leu Gly Cys Leu Val Lys Asp Tyr Phe Pro Glu Pro Val
145                 150                 155                 160
```

```
Thr Val Ser Trp Asn Ser Gly Ala Leu Thr Ser Gly Val His Thr Phe
                165                 170                 175

Pro Ala Val Leu Gln Ser Ser Gly Leu Tyr Ser Leu Ser Ser Val Val
            180                 185                 190

Thr Val Pro Ser Ser Ser Leu Gly Thr Gln Thr Tyr Ile Cys Asn Val
        195                 200                 205

Asn His Lys Pro Ser Asn Thr Lys Val Asp Lys Lys Val Glu Pro Lys
    210                 215                 220

Ser Cys Asp Lys Thr His Thr Cys Pro Pro Cys Pro Ala Pro Glu Leu
225                 230                 235                 240

Leu Gly Gly Pro Ser Val Phe Leu Phe Pro Pro Lys Pro Lys Asp Thr
                245                 250                 255

Leu Met Ile Ser Arg Thr Pro Glu Val Thr Cys Val Val Val Asp Val
            260                 265                 270

Ser His Glu Asp Pro Glu Val Lys Phe Asn Trp Tyr Val Asp Gly Val
        275                 280                 285

Glu Val His Asn Ala Lys Thr Lys Pro Arg Glu Glu Gln Tyr Gly Ser
    290                 295                 300

Thr Tyr Arg Val Val Ser Val Leu Thr Val Leu His Gln Asp Trp Leu
305                 310                 315                 320

Asn Gly Lys Glu Tyr Lys Cys Lys Val Ser Asn Lys Ala Leu Pro Ala
                325                 330                 335

Pro Ile Glu Lys Thr Ile Ser Lys Ala Lys Gly Gln Pro Arg Glu Pro
            340                 345                 350

Gln Val Tyr Thr Leu Pro Pro Ser Arg Asp Glu Leu Thr Lys Asn Gln
        355                 360                 365

Val Ser Leu Thr Cys Leu Val Lys Gly Phe Tyr Pro Ser Asp Ile Ala
    370                 375                 380

Val Glu Trp Glu Ser Asn Gly Gln Pro Glu Asn Asn Tyr Lys Thr Thr
385                 390                 395                 400

Pro Pro Val Leu Asp Ser Asp Gly Ser Phe Phe Leu Tyr Ser Lys Leu
                405                 410                 415
```

Thr Val Asp Lys Ser Arg Trp Gln Gln Gly Asn Val Phe Ser Cys Ser
420 425 430

Val Met His Glu Ala Leu His Asn His Tyr Thr Gln Lys Ser Leu Ser
435 440 445

Leu Ser Pro Gly
450

<210> 240
<211> 452
<212> PRT
<213> artificial

<220>
<223> Synthetic polypeptide

<400> 240

Glu Leu Gln Leu Gln Glu Ser Gly Pro Gly Leu Val Lys Pro Ser Glu
1 5 10 15

Thr Leu Ser Leu Thr Cys Thr Val Ser Gly Gly Ser Ile Ser Glu Ser
20 25 30

Ser Tyr Tyr Trp Gly Trp Ile Arg Gln Pro Pro Gly Lys Gly Leu Glu
35 40 45

Trp Ile Gly Ser Ile Tyr Tyr Thr Gly Glu Thr Tyr Tyr Ala Pro Ser
50 55 60

Leu Lys Ser Arg Val Thr Ile Ser Val Asp Thr Ser Lys Asn Gln Phe
65 70 75 80

Ser Leu Lys Leu Ser Ser Val Thr Ala Ala Asp Thr Ala Val Tyr Tyr
85 90 95

Cys Ala Arg Val Lys Tyr Gly Val Gly Val Pro Arg Tyr Phe Asp Pro
100 105 110

Trp Gly Gln Gly Thr Leu Val Thr Val Ser Ser Ala Ser Thr Lys Gly
115 120 125

Pro Ser Val Phe Pro Leu Ala Pro Ser Ser Lys Ser Thr Ser Gly Gly
130 135 140

Thr Ala Ala Leu Gly Cys Leu Val Lys Asp Tyr Phe Pro Glu Pro Val
145 150 155 160

Thr Val Ser Trp Asn Ser Gly Ala Leu Thr Ser Gly Val His Thr Phe
165 170 175

```
Pro Ala Val Leu Gln Ser Ser Gly Leu Tyr Ser Leu Ser Ser Val Val
            180                 185                 190

Thr Val Pro Ser Ser Ser Leu Gly Thr Gln Thr Tyr Ile Cys Asn Val
        195                 200                 205

Asn His Lys Pro Ser Asn Thr Lys Val Asp Lys Lys Val Glu Pro Lys
    210                 215                 220

Ser Cys Asp Lys Thr His Thr Cys Pro Pro Cys Pro Ala Pro Glu Leu
225                 230                 235                 240

Leu Gly Gly Pro Ser Val Phe Leu Phe Pro Pro Lys Pro Lys Asp Thr
                245                 250                 255

Leu Met Ile Ser Arg Thr Pro Glu Val Thr Cys Val Val Val Asp Val
            260                 265                 270

Ser His Glu Asp Pro Glu Val Lys Phe Asn Trp Tyr Val Asp Gly Val
        275                 280                 285

Glu Val His Asn Ala Lys Thr Lys Pro Arg Glu Glu Gln Tyr Gly Ser
    290                 295                 300

Thr Tyr Arg Val Val Ser Val Leu Thr Val Leu His Gln Asp Trp Leu
305                 310                 315                 320

Asn Gly Lys Glu Tyr Lys Cys Lys Val Ser Asn Lys Ala Leu Pro Ala
                325                 330                 335

Pro Ile Glu Lys Thr Ile Ser Lys Ala Lys Gly Gln Pro Arg Glu Pro
            340                 345                 350

Gln Val Tyr Thr Leu Pro Pro Ser Arg Asp Glu Leu Thr Lys Asn Gln
        355                 360                 365

Val Ser Leu Trp Cys Leu Val Lys Gly Phe Tyr Pro Ser Asp Ile Ala
    370                 375                 380

Val Glu Trp Glu Ser Asn Gly Gln Pro Glu Asn Asn Tyr Lys Thr Thr
385                 390                 395                 400

Pro Pro Val Leu Asp Ser Asp Gly Ser Phe Phe Leu Tyr Ser Lys Leu
                405                 410                 415

Thr Val Asp Lys Ser Arg Trp Gln Gln Gly Asn Val Phe Ser Cys Ser
            420                 425                 430
```

Val Met His Glu Ala Leu His Asn His Tyr Thr Gln Lys Ser Leu Ser
435 440 445

Leu Ser Pro Gly
450

<210> 241
<211> 452
<212> PRT
<213> artificial

<220>
<223> Synthetic polypeptide

<400> 241

Glu Leu Gln Leu Gln Glu Ser Gly Pro Gly Leu Val Lys Pro Ser Glu
1 5 10 15

Thr Leu Ser Leu Thr Cys Thr Val Ser Gly Gly Ser Ile Ser Glu Ser
20 25 30

Ser Tyr Tyr Trp Gly Trp Ile Arg Gln Pro Pro Gly Lys Gly Leu Glu
35 40 45

Trp Ile Gly Ser Ile Tyr Tyr Thr Gly Glu Thr Tyr Tyr Ala Pro Ser
50 55 60

Leu Lys Ser Arg Val Thr Ile Ser Val Asp Thr Ser Lys Asn Gln Phe
65 70 75 80

Ser Leu Lys Leu Ser Ser Val Thr Ala Ala Asp Thr Ala Val Tyr Tyr
85 90 95

Cys Ala Arg Val Lys Tyr Gly Val Gly Val Pro Arg Tyr Phe Asp Pro
100 105 110

Trp Gly Gln Gly Thr Leu Val Thr Val Ser Ser Ala Ser Thr Lys Gly
115 120 125

Pro Ser Val Phe Pro Leu Ala Pro Ser Ser Lys Ser Thr Ser Gly Gly
130 135 140

Thr Ala Ala Leu Gly Cys Leu Val Lys Asp Tyr Phe Pro Glu Pro Val
145 150 155 160

Thr Val Ser Trp Asn Ser Gly Ala Leu Thr Ser Gly Val His Thr Phe
165 170 175

Pro Ala Val Leu Gln Ser Ser Gly Leu Tyr Ser Leu Ser Ser Val Val
180 185 190

```
Thr Val Pro Ser Ser Ser Leu Gly Thr Gln Thr Tyr Ile Cys Asn Val
        195                 200                 205

Asn His Lys Pro Ser Asn Thr Lys Val Asp Lys Lys Val Glu Pro Lys
    210                 215                 220

Ser Cys Asp Lys Thr His Thr Cys Pro Pro Cys Pro Ala Pro Glu Leu
225                 230                 235                 240

Leu Gly Gly Pro Ser Val Phe Leu Phe Pro Pro Lys Pro Lys Asp Thr
                245                 250                 255

Leu Met Ile Ser Arg Thr Pro Glu Val Thr Cys Val Val Val Asp Val
            260                 265                 270

Ser His Glu Asp Pro Glu Val Lys Phe Asn Trp Tyr Val Asp Gly Val
        275                 280                 285

Glu Val His Asn Ala Lys Thr Lys Pro Arg Glu Glu Gln Tyr Gly Ser
    290                 295                 300

Thr Tyr Arg Val Val Ser Val Leu Thr Val Leu His Gln Asp Trp Leu
305                 310                 315                 320

Asn Gly Lys Glu Tyr Lys Cys Lys Val Ser Asn Lys Ala Leu Pro Ala
                325                 330                 335

Pro Ile Glu Lys Thr Ile Ser Lys Ala Lys Gly Gln Pro Arg Glu Pro
            340                 345                 350

Gln Val Tyr Thr Leu Pro Pro Ser Arg Asp Glu Leu Thr Lys Asn Gln
        355                 360                 365

Val Ser Leu Ser Cys Ala Val Lys Gly Phe Tyr Pro Ser Asp Ile Ala
    370                 375                 380

Val Glu Trp Glu Ser Asn Gly Gln Pro Glu Asn Asn Tyr Lys Thr Thr
385                 390                 395                 400

Pro Pro Val Leu Asp Ser Asp Gly Ser Phe Phe Leu Val Ser Lys Leu
                405                 410                 415

Thr Val Asp Lys Ser Arg Trp Gln Gln Gly Asn Val Phe Ser Cys Ser
            420                 425                 430

Val Met His Glu Ala Leu His Asn His Tyr Thr Gln Lys Ser Leu Ser
        435                 440                 445
```

Leu Ser Pro Gly
450

<210> 242
<211> 217
<212> PRT
<213> artificial

<220>
<223> Synthetic polypeptide

<400> 242

Glu Ser Val Leu Thr Gln Pro Pro Ser Val Ser Gly Ala Pro Gly Gln
1 5 10 15

Arg Val Thr Ile Ser Cys Thr Gly Ser Ser Ser Asn Ile Gly Ala Gly
20 25 30

Tyr Asp Val His Trp Tyr Gln Gln Leu Pro Gly Thr Ala Pro Lys Leu
35 40 45

Leu Ile Tyr Gly Asn Thr Asn Arg Pro Ser Gly Val Pro Asp Arg Phe
50 55 60

Ser Gly Ser Lys Ser Gly Thr Ser Ala Ser Leu Ala Ile Thr Gly Leu
65 70 75 80

Gln Ala Glu Asp Glu Ala Asp Tyr Tyr Cys Gln Ser Tyr Asp Ile Ser
85 90 95

Leu Ser Gly Trp Val Phe Gly Gly Gly Thr Lys Leu Thr Val Leu Gly
100 105 110

Gln Pro Lys Ala Ala Pro Ser Val Thr Leu Phe Pro Pro Ser Ser Glu
115 120 125

Glu Leu Gln Ala Asn Lys Ala Thr Leu Val Cys Leu Ile Ser Asp Phe
130 135 140

Tyr Pro Gly Ala Val Thr Val Ala Trp Lys Ala Asp Ser Ser Pro Val
145 150 155 160

Lys Ala Gly Val Glu Thr Thr Thr Pro Ser Lys Gln Ser Asn Asn Lys
165 170 175

Tyr Ala Ala Ser Ser Tyr Leu Ser Leu Thr Pro Glu Gln Trp Lys Ser
180 185 190

His Lys Ser Tyr Ser Cys Gln Val Thr His Glu Gly Ser Thr Val Glu
195 200 205

Lys Thr Val Ala Pro Thr Glu Cys Ser
210 215

<210> 243
<211> 452
<212> PRT
<213> artificial

<220>
<223> Synthetic polypeptide

<400> 243

Gln Leu Gln Leu Gln Glu Ser Gly Pro Gly Leu Val Lys Pro Ser Glu
1 5 10 15

Thr Leu Ser Leu Thr Cys Thr Val Ser Gly Gly Ser Ile Ser Thr Ser
20 25 30

Ser Tyr Tyr Trp Gly Trp Ile Arg Gln Pro Pro Gly Lys Gly Leu Glu
35 40 45

Trp Ile Gly Ser Ile Tyr Tyr Thr Gly Asn Thr Tyr Tyr Asn Pro Ser
50 55 60

Leu Lys Ser Arg Val Thr Ile Ser Val Asp Thr Ser Lys Asn Gln Phe
65 70 75 80

Ser Leu Lys Leu Ser Ser Val Thr Ala Ala Asp Thr Ala Val Tyr Tyr
85 90 95

Cys Ala Arg Val Arg Tyr Gly Val Gly Val Pro Arg Tyr Phe Asp Pro
100 105 110

Trp Gly Gln Gly Thr Leu Val Thr Val Ser Ser Ala Ser Thr Lys Gly
115 120 125

Pro Ser Val Phe Pro Leu Ala Pro Ser Ser Lys Ser Thr Ser Gly Gly
130 135 140

Thr Ala Ala Leu Gly Cys Leu Val Lys Asp Tyr Phe Pro Glu Pro Val
145 150 155 160

Thr Val Ser Trp Asn Ser Gly Ala Leu Thr Ser Gly Val His Thr Phe
165 170 175

Pro Ala Val Leu Gln Ser Ser Gly Leu Tyr Ser Leu Ser Ser Val Val
180 185 190

Thr Val Pro Ser Ser Ser Leu Gly Thr Gln Thr Tyr Ile Cys Asn Val

```
        195                 200                 205

Asn His Lys Pro Ser Asn Thr Lys Val Asp Lys Lys Val Glu Pro Lys
    210                 215                 220

Ser Cys Asp Lys Thr His Thr Cys Pro Pro Cys Pro Ala Pro Glu Leu
225                 230                 235                 240

Leu Gly Gly Pro Ser Val Phe Leu Phe Pro Pro Lys Pro Lys Asp Thr
                245                 250                 255

Leu Met Ile Ser Arg Thr Pro Glu Val Thr Cys Val Val Val Asp Val
            260                 265                 270

Ser His Glu Asp Pro Glu Val Lys Phe Asn Trp Tyr Val Asp Gly Val
        275                 280                 285

Glu Val His Asn Ala Lys Thr Lys Pro Arg Glu Glu Gln Tyr Gly Ser
    290                 295                 300

Thr Tyr Arg Val Val Ser Val Leu Thr Val Leu His Gln Asp Trp Leu
305                 310                 315                 320

Asn Gly Lys Glu Tyr Lys Cys Lys Val Ser Asn Lys Ala Leu Pro Ala
                325                 330                 335

Pro Ile Glu Lys Thr Ile Ser Lys Ala Lys Gly Gln Pro Arg Glu Pro
            340                 345                 350

Gln Val Tyr Thr Leu Pro Pro Ser Arg Asp Glu Leu Thr Lys Asn Gln
        355                 360                 365

Val Ser Leu Thr Cys Leu Val Lys Gly Phe Tyr Pro Ser Asp Ile Ala
    370                 375                 380

Val Glu Trp Glu Ser Asn Gly Gln Pro Glu Asn Asn Tyr Lys Thr Thr
385                 390                 395                 400

Pro Pro Val Leu Asp Ser Asp Gly Ser Phe Phe Leu Tyr Ser Lys Leu
                405                 410                 415

Thr Val Asp Lys Ser Arg Trp Gln Gln Gly Asn Val Phe Ser Cys Ser
            420                 425                 430

Val Met His Glu Ala Leu His Asn His Tyr Thr Gln Lys Ser Leu Ser
        435                 440                 445

Leu Ser Pro Gly
    450
```

<210> 244
<211> 452
<212> PRT
<213> artificial

<220>
<223> Synthetic polypeptide

<400> 244

```
Gln Leu Gln Leu Gln Glu Ser Gly Pro Gly Leu Val Lys Pro Ser Glu
1               5                   10                  15


Thr Leu Ser Leu Thr Cys Thr Val Ser Gly Gly Ser Ile Ser Thr Ser
            20                  25                  30


Ser Tyr Tyr Trp Gly Trp Ile Arg Gln Pro Pro Gly Lys Gly Leu Glu
        35                  40                  45


Trp Ile Gly Ser Ile Tyr Tyr Thr Gly Asn Thr Tyr Tyr Asn Pro Ser
    50                  55                  60


Leu Lys Ser Arg Val Thr Ile Ser Val Asp Thr Ser Lys Asn Gln Phe
65                  70                  75                  80


Ser Leu Lys Leu Ser Ser Val Thr Ala Ala Asp Thr Ala Val Tyr Tyr
                85                  90                  95


Cys Ala Arg Val Arg Tyr Gly Val Gly Val Pro Arg Tyr Phe Asp Pro
            100                 105                 110


Trp Gly Gln Gly Thr Leu Val Thr Val Ser Ser Ala Ser Thr Lys Gly
        115                 120                 125


Pro Ser Val Phe Pro Leu Ala Pro Ser Ser Lys Ser Thr Ser Gly Gly
    130                 135                 140


Thr Ala Ala Leu Gly Cys Leu Val Lys Asp Tyr Phe Pro Glu Pro Val
145                 150                 155                 160


Thr Val Ser Trp Asn Ser Gly Ala Leu Thr Ser Gly Val His Thr Phe
                165                 170                 175


Pro Ala Val Leu Gln Ser Ser Gly Leu Tyr Ser Leu Ser Ser Val Val
            180                 185                 190


Thr Val Pro Ser Ser Ser Leu Gly Thr Gln Thr Tyr Ile Cys Asn Val
        195                 200                 205


Asn His Lys Pro Ser Asn Thr Lys Val Asp Lys Lys Val Glu Pro Lys
```

```
    210                 215                 220

Ser Cys Asp Lys Thr His Thr Cys Pro Pro Cys Pro Ala Pro Glu Leu
225                 230                 235                 240

Leu Gly Gly Pro Ser Val Phe Leu Phe Pro Pro Lys Pro Lys Asp Thr
                245                 250                 255

Leu Met Ile Ser Arg Thr Pro Glu Val Thr Cys Val Val Val Asp Val
            260                 265                 270

Ser His Glu Asp Pro Glu Val Lys Phe Asn Trp Tyr Val Asp Gly Val
        275                 280                 285

Glu Val His Asn Ala Lys Thr Lys Pro Arg Glu Glu Gln Tyr Gly Ser
    290                 295                 300

Thr Tyr Arg Val Val Ser Val Leu Thr Val Leu His Gln Asp Trp Leu
305                 310                 315                 320

Asn Gly Lys Glu Tyr Lys Cys Lys Val Ser Asn Lys Ala Leu Pro Ala
                325                 330                 335

Pro Ile Glu Lys Thr Ile Ser Lys Ala Lys Gly Gln Pro Arg Glu Pro
            340                 345                 350

Gln Val Tyr Thr Leu Pro Pro Ser Arg Asp Glu Leu Thr Lys Asn Gln
        355                 360                 365

Val Ser Leu Trp Cys Leu Val Lys Gly Phe Tyr Pro Ser Asp Ile Ala
    370                 375                 380

Val Glu Trp Glu Ser Asn Gly Gln Pro Glu Asn Asn Tyr Lys Thr Thr
385                 390                 395                 400

Pro Pro Val Leu Asp Ser Asp Gly Ser Phe Phe Leu Tyr Ser Lys Leu
                405                 410                 415

Thr Val Asp Lys Ser Arg Trp Gln Gln Gly Asn Val Phe Ser Cys Ser
            420                 425                 430

Val Met His Glu Ala Leu His Asn His Tyr Thr Gln Lys Ser Leu Ser
        435                 440                 445

Leu Ser Pro Gly
    450


<210>  245
<211>  452
```

<212> PRT
<213> artificial

<220>
<223> Synthetic polypeptide

<400> 245

```
Gln Leu Gln Leu Gln Glu Ser Gly Pro Gly Leu Val Lys Pro Ser Glu
1               5                  10                  15


Thr Leu Ser Leu Thr Cys Thr Val Ser Gly Gly Ser Ile Ser Thr Ser
            20                  25                  30


Ser Tyr Tyr Trp Gly Trp Ile Arg Gln Pro Pro Gly Lys Gly Leu Glu
        35                  40                  45


Trp Ile Gly Ser Ile Tyr Tyr Thr Gly Asn Thr Tyr Tyr Asn Pro Ser
    50                  55                  60


Leu Lys Ser Arg Val Thr Ile Ser Val Asp Thr Ser Lys Asn Gln Phe
65                  70                  75                  80


Ser Leu Lys Leu Ser Ser Val Thr Ala Ala Asp Thr Ala Val Tyr Tyr
                85                  90                  95


Cys Ala Arg Val Arg Tyr Gly Val Gly Val Pro Arg Tyr Phe Asp Pro
            100                 105                 110


Trp Gly Gln Gly Thr Leu Val Thr Val Ser Ser Ala Ser Thr Lys Gly
        115                 120                 125


Pro Ser Val Phe Pro Leu Ala Pro Ser Ser Lys Ser Thr Ser Gly Gly
    130                 135                 140


Thr Ala Ala Leu Gly Cys Leu Val Lys Asp Tyr Phe Pro Glu Pro Val
145                 150                 155                 160


Thr Val Ser Trp Asn Ser Gly Ala Leu Thr Ser Gly Val His Thr Phe
                165                 170                 175


Pro Ala Val Leu Gln Ser Ser Gly Leu Tyr Ser Leu Ser Ser Val Val
            180                 185                 190


Thr Val Pro Ser Ser Ser Leu Gly Thr Gln Thr Tyr Ile Cys Asn Val
        195                 200                 205


Asn His Lys Pro Ser Asn Thr Lys Val Asp Lys Lys Val Glu Pro Lys
    210                 215                 220


Ser Cys Asp Lys Thr His Thr Cys Pro Pro Cys Pro Ala Pro Glu Leu
```

225 230 235 240

Leu Gly Gly Pro Ser Val Phe Leu Phe Pro Pro Lys Pro Lys Asp Thr
245 250 255

Leu Met Ile Ser Arg Thr Pro Glu Val Thr Cys Val Val Val Asp Val
260 265 270

Ser His Glu Asp Pro Glu Val Lys Phe Asn Trp Tyr Val Asp Gly Val
275 280 285

Glu Val His Asn Ala Lys Thr Lys Pro Arg Glu Glu Gln Tyr Gly Ser
290 295 300

Thr Tyr Arg Val Val Ser Val Leu Thr Val Leu His Gln Asp Trp Leu
305 310 315 320

Asn Gly Lys Glu Tyr Lys Cys Lys Val Ser Asn Lys Ala Leu Pro Ala
325 330 335

Pro Ile Glu Lys Thr Ile Ser Lys Ala Lys Gly Gln Pro Arg Glu Pro
340 345 350

Gln Val Tyr Thr Leu Pro Pro Ser Arg Asp Glu Leu Thr Lys Asn Gln
355 360 365

Val Ser Leu Ser Cys Ala Val Lys Gly Phe Tyr Pro Ser Asp Ile Ala
370 375 380

Val Glu Trp Glu Ser Asn Gly Gln Pro Glu Asn Asn Tyr Lys Thr Thr
385 390 395 400

Pro Pro Val Leu Asp Ser Asp Gly Ser Phe Phe Leu Val Ser Lys Leu
405 410 415

Thr Val Asp Lys Ser Arg Trp Gln Gln Gly Asn Val Phe Ser Cys Ser
420 425 430

Val Met His Glu Ala Leu His Asn His Tyr Thr Gln Lys Ser Leu Ser
435 440 445

Leu Ser Pro Gly
450

<210> 246
<211> 217
<212> PRT
<213> artificial

<220>

<223> Synthetic polypeptide

<400> 246

```
Gln Ser Val Leu Thr Gln Pro Pro Ser Val Ser Gly Ala Pro Gly Gln
1               5                   10                  15


Arg Val Thr Ile Ser Cys Thr Gly Ser Ser Ser Asn Ile Gly Ala His
            20                  25                  30


Tyr Asp Val His Trp Tyr Gln Gln Leu Pro Gly Thr Ala Pro Lys Leu
        35                  40                  45


Leu Ile Tyr Gly Asn Asp Asn Arg Pro Ser Gly Val Pro Asp Arg Phe
    50                  55                  60


Ser Gly Ser Lys Ser Gly Thr Ser Ala Ser Leu Ala Ile Thr Gly Leu
65                  70                  75                  80


Gln Ala Glu Asp Glu Ala Asp Tyr Tyr Cys Gln Ser Tyr Asp Tyr Ser
                85                  90                  95


Leu Ser Gly Tyr Val Phe Gly Gly Gly Thr Lys Leu Thr Val Leu Gly
            100                 105                 110


Gln Pro Lys Ala Ala Pro Ser Val Thr Leu Phe Pro Pro Ser Ser Glu
        115                 120                 125


Glu Leu Gln Ala Asn Lys Ala Thr Leu Val Cys Leu Ile Ser Asp Phe
    130                 135                 140


Tyr Pro Gly Ala Val Thr Val Ala Trp Lys Ala Asp Ser Ser Pro Val
145                 150                 155                 160


Lys Ala Gly Val Glu Thr Thr Thr Pro Ser Lys Gln Ser Asn Asn Lys
                165                 170                 175


Tyr Ala Ala Ser Ser Tyr Leu Ser Leu Thr Pro Glu Gln Trp Lys Ser
            180                 185                 190


His Lys Ser Tyr Ser Cys Gln Val Thr His Glu Gly Ser Thr Val Glu
        195                 200                 205


Lys Thr Val Ala Pro Thr Glu Cys Ser
    210                 215
```

<210> 247
<211> 218
<212> PRT
<213> artificial

<220>
<223> Synthetic polypeptide

<400> 247

Gln Glu Ser Val Leu Thr Gln Pro Pro Ser Val Ser Gly Ala Pro Gly
1   5   10   15

Gln Arg Val Thr Ile Ser Cys Thr Gly Ser Ser Ser Asn Ile Gly Ala
            20   25   30

Gly Tyr Asp Val His Trp Tyr Gln Gln Leu Pro Gly Thr Ala Pro Lys
        35   40   45

Leu Leu Ile Tyr Gly Asn Thr Asn Arg Pro Ser Gly Val Pro Asp Arg
    50   55   60

Phe Ser Gly Ser Lys Ser Gly Thr Ser Ala Ser Leu Ala Ile Thr Gly
65   70   75   80

Leu Gln Ala Glu Asp Glu Ala Asp Tyr Tyr Cys Gln Ser Tyr Asp Ile
                85   90   95

Ser Leu Ser Gly Trp Val Phe Gly Gly Gly Thr Lys Leu Thr Val Leu
            100   105   110

Gly Gln Pro Lys Ala Ala Pro Ser Val Thr Leu Phe Pro Pro Ser Ser
        115   120   125

Glu Glu Leu Gln Ala Asn Lys Ala Thr Leu Val Cys Leu Ile Ser Asp
    130   135   140

Phe Tyr Pro Gly Ala Val Thr Val Ala Trp Lys Ala Asp Ser Ser Pro
145   150   155   160

Val Lys Ala Gly Val Glu Thr Thr Thr Pro Ser Lys Gln Ser Asn Asn
                165   170   175

Lys Tyr Ala Ala Ser Ser Tyr Leu Ser Leu Thr Pro Glu Gln Trp Lys
            180   185   190

Ser His Lys Ser Tyr Ser Cys Gln Val Thr His Glu Gly Ser Thr Val
        195   200   205

Glu Lys Thr Val Ala Pro Thr Glu Cys Ser
    210   215

<210> 248
<211> 451
<212> PRT
<213> artificial

<220>
<223> Synthetic polypeptide

<400> 248

```
Gln Leu Gln Leu Gln Glu Ser Gly Pro Gly Leu Val Lys Pro Ser Glu
1               5                   10                  15


Thr Leu Ser Leu Thr Cys Thr Val Ser Gly Gly Ser Ile Thr Ser Ser
            20                  25                  30


Asn Tyr Tyr Trp Gly Trp Ile Arg Gln Pro Pro Gly Lys Gly Leu Glu
        35                  40                  45


Trp Ile Gly Ser Ile Asp Tyr Thr Gly Ser Thr Tyr Tyr Asn Pro Ser
    50                  55                  60


Leu Lys Ser Arg Val Thr Ile Ser Val Asp Thr Ser Lys Asn Gln Phe
65                  70                  75                  80


Ser Leu Lys Leu Ser Ser Val Thr Ala Ala Asp Thr Ala Val Tyr Tyr
                85                  90                  95


Cys Ala Arg Gly Lys Tyr Tyr Glu Thr Tyr Leu Gly Phe Asp Val Trp
            100                 105                 110


Gly Gln Gly Thr Leu Val Thr Val Ser Ser Ala Ser Thr Lys Gly Pro
        115                 120                 125


Ser Val Phe Pro Leu Ala Pro Ser Ser Lys Ser Thr Ser Gly Gly Thr
    130                 135                 140


Ala Ala Leu Gly Cys Leu Val Lys Asp Tyr Phe Pro Glu Pro Val Thr
145                 150                 155                 160


Val Ser Trp Asn Ser Gly Ala Leu Thr Ser Gly Val His Thr Phe Pro
                165                 170                 175


Ala Val Leu Gln Ser Ser Gly Leu Tyr Ser Leu Ser Ser Val Val Thr
            180                 185                 190


Val Pro Ser Ser Ser Leu Gly Thr Gln Thr Tyr Ile Cys Asn Val Asn
        195                 200                 205


His Lys Pro Ser Asn Thr Lys Val Asp Lys Lys Val Glu Pro Lys Ser
    210                 215                 220


Cys Asp Lys Thr His Thr Cys Pro Pro Cys Pro Ala Pro Glu Leu Leu
225                 230                 235                 240
```

```
Gly Gly Pro Ser Val Phe Leu Phe Pro Pro Lys Pro Lys Asp Thr Leu
                245                 250                 255

Met Ile Ser Arg Thr Pro Glu Val Thr Cys Val Val Val Asp Val Ser
            260                 265                 270

His Glu Asp Pro Glu Val Lys Phe Asn Trp Tyr Val Asp Gly Val Glu
        275                 280                 285

Val His Asn Ala Lys Thr Lys Pro Arg Glu Glu Gln Tyr Gly Ser Thr
    290                 295                 300

Tyr Arg Val Val Ser Val Leu Thr Val Leu His Gln Asp Trp Leu Asn
305                 310                 315                 320

Gly Lys Glu Tyr Lys Cys Lys Val Ser Asn Lys Ala Leu Pro Ala Pro
                325                 330                 335

Ile Glu Lys Thr Ile Ser Lys Ala Lys Gly Gln Pro Arg Glu Pro Gln
            340                 345                 350

Val Tyr Thr Leu Pro Pro Ser Arg Asp Glu Leu Thr Lys Asn Gln Val
        355                 360                 365

Ser Leu Thr Cys Leu Val Lys Gly Phe Tyr Pro Ser Asp Ile Ala Val
    370                 375                 380

Glu Trp Glu Ser Asn Gly Gln Pro Glu Asn Asn Tyr Lys Thr Thr Pro
385                 390                 395                 400

Pro Val Leu Asp Ser Asp Gly Ser Phe Phe Leu Tyr Ser Lys Leu Thr
                405                 410                 415

Val Asp Lys Ser Arg Trp Gln Gln Gly Asn Val Phe Ser Cys Ser Val
            420                 425                 430

Met His Glu Ala Leu His Asn His Tyr Thr Gln Lys Ser Leu Ser Leu
        435                 440                 445

Ser Pro Gly
    450
```

<210> 249
<211> 451
<212> PRT
<213> artificial

<220>
<223> Synthetic polypeptide

<400> 249

```
Gln Leu Gln Leu Gln Glu Ser Gly Pro Gly Leu Val Lys Pro Ser Glu
1               5                   10                  15

Thr Leu Ser Leu Thr Cys Thr Val Ser Gly Gly Ser Ile Thr Ser Ser
            20                  25                  30

Asn Tyr Tyr Trp Gly Trp Ile Arg Gln Pro Pro Gly Lys Gly Leu Glu
        35                  40                  45

Trp Ile Gly Ser Ile Asp Tyr Thr Gly Ser Thr Tyr Tyr Asn Pro Ser
    50                  55                  60

Leu Lys Ser Arg Val Thr Ile Ser Val Asp Thr Ser Lys Asn Gln Phe
65                  70                  75                  80

Ser Leu Lys Leu Ser Ser Val Thr Ala Ala Asp Thr Ala Val Tyr Tyr
                85                  90                  95

Cys Ala Arg Gly Lys Tyr Tyr Glu Thr Tyr Leu Gly Phe Asp Val Trp
            100                 105                 110

Gly Gln Gly Thr Leu Val Thr Val Ser Ser Ala Ser Thr Lys Gly Pro
        115                 120                 125

Ser Val Phe Pro Leu Ala Pro Ser Ser Lys Ser Thr Ser Gly Gly Thr
    130                 135                 140

Ala Ala Leu Gly Cys Leu Val Lys Asp Tyr Phe Pro Glu Pro Val Thr
145                 150                 155                 160

Val Ser Trp Asn Ser Gly Ala Leu Thr Ser Gly Val His Thr Phe Pro
                165                 170                 175

Ala Val Leu Gln Ser Ser Gly Leu Tyr Ser Leu Ser Ser Val Val Thr
            180                 185                 190

Val Pro Ser Ser Ser Leu Gly Thr Gln Thr Tyr Ile Cys Asn Val Asn
        195                 200                 205

His Lys Pro Ser Asn Thr Lys Val Asp Lys Lys Val Glu Pro Lys Ser
    210                 215                 220

Cys Asp Lys Thr His Thr Cys Pro Pro Cys Pro Ala Pro Glu Leu Leu
225                 230                 235                 240

Gly Gly Pro Ser Val Phe Leu Phe Pro Pro Lys Pro Lys Asp Thr Leu
                245                 250                 255
```

```
Met Ile Ser Arg Thr Pro Glu Val Thr Cys Val Val Val Asp Val Ser
            260                 265                 270

His Glu Asp Pro Glu Val Lys Phe Asn Trp Tyr Val Asp Gly Val Glu
        275                 280                 285

Val His Asn Ala Lys Thr Lys Pro Arg Glu Glu Gln Tyr Gly Ser Thr
    290                 295                 300

Tyr Arg Val Val Ser Val Leu Thr Val Leu His Gln Asp Trp Leu Asn
305                 310                 315                 320

Gly Lys Glu Tyr Lys Cys Lys Val Ser Asn Lys Ala Leu Pro Ala Pro
                325                 330                 335

Ile Glu Lys Thr Ile Ser Lys Ala Lys Gly Gln Pro Arg Glu Pro Gln
            340                 345                 350

Val Tyr Thr Leu Pro Pro Ser Arg Asp Glu Leu Thr Lys Asn Gln Val
        355                 360                 365

Ser Leu Trp Cys Leu Val Lys Gly Phe Tyr Pro Ser Asp Ile Ala Val
    370                 375                 380

Glu Trp Glu Ser Asn Gly Gln Pro Glu Asn Asn Tyr Lys Thr Thr Pro
385                 390                 395                 400

Pro Val Leu Asp Ser Asp Gly Ser Phe Phe Leu Tyr Ser Lys Leu Thr
                405                 410                 415

Val Asp Lys Ser Arg Trp Gln Gln Gly Asn Val Phe Ser Cys Ser Val
            420                 425                 430

Met His Glu Ala Leu His Asn His Tyr Thr Gln Lys Ser Leu Ser Leu
        435                 440                 445

Ser Pro Gly
    450
```

<210> 250
<211> 451
<212> PRT
<213> artificial

<220>
<223> Synthetic polypeptide

<400> 250

```
Gln Leu Gln Leu Gln Glu Ser Gly Pro Gly Leu Val Lys Pro Ser Glu
1               5                   10                  15
```

```
Thr Leu Ser Leu Thr Cys Thr Val Ser Gly Gly Ser Ile Thr Ser Ser
            20                  25                  30

Asn Tyr Tyr Trp Gly Trp Ile Arg Gln Pro Pro Gly Lys Gly Leu Glu
        35                  40                  45

Trp Ile Gly Ser Ile Asp Tyr Thr Gly Ser Thr Tyr Tyr Asn Pro Ser
    50                  55                  60

Leu Lys Ser Arg Val Thr Ile Ser Val Asp Thr Ser Lys Asn Gln Phe
65                  70                  75                  80

Ser Leu Lys Leu Ser Ser Val Thr Ala Ala Asp Thr Ala Val Tyr Tyr
                85                  90                  95

Cys Ala Arg Gly Lys Tyr Tyr Glu Thr Tyr Leu Gly Phe Asp Val Trp
            100                 105                 110

Gly Gln Gly Thr Leu Val Thr Val Ser Ser Ala Ser Thr Lys Gly Pro
        115                 120                 125

Ser Val Phe Pro Leu Ala Pro Ser Ser Lys Ser Thr Ser Gly Gly Thr
    130                 135                 140

Ala Ala Leu Gly Cys Leu Val Lys Asp Tyr Phe Pro Glu Pro Val Thr
145                 150                 155                 160

Val Ser Trp Asn Ser Gly Ala Leu Thr Ser Gly Val His Thr Phe Pro
                165                 170                 175

Ala Val Leu Gln Ser Ser Gly Leu Tyr Ser Leu Ser Ser Val Val Thr
            180                 185                 190

Val Pro Ser Ser Ser Leu Gly Thr Gln Thr Tyr Ile Cys Asn Val Asn
        195                 200                 205

His Lys Pro Ser Asn Thr Lys Val Asp Lys Lys Val Glu Pro Lys Ser
    210                 215                 220

Cys Asp Lys Thr His Thr Cys Pro Pro Cys Pro Ala Pro Glu Leu Leu
225                 230                 235                 240

Gly Gly Pro Ser Val Phe Leu Phe Pro Pro Lys Pro Lys Asp Thr Leu
                245                 250                 255

Met Ile Ser Arg Thr Pro Glu Val Thr Cys Val Val Val Asp Val Ser
            260                 265                 270
```

```
His Glu Asp Pro Glu Val Lys Phe Asn Trp Tyr Val Asp Gly Val Glu
        275                 280                 285

Val His Asn Ala Lys Thr Lys Pro Arg Glu Glu Gln Tyr Gly Ser Thr
    290                 295                 300

Tyr Arg Val Val Ser Val Leu Thr Val Leu His Gln Asp Trp Leu Asn
305                 310                 315                 320

Gly Lys Glu Tyr Lys Cys Lys Val Ser Asn Lys Ala Leu Pro Ala Pro
                325                 330                 335

Ile Glu Lys Thr Ile Ser Lys Ala Lys Gly Gln Pro Arg Glu Pro Gln
            340                 345                 350

Val Tyr Thr Leu Pro Pro Ser Arg Asp Glu Leu Thr Lys Asn Gln Val
        355                 360                 365

Ser Leu Ser Cys Ala Val Lys Gly Phe Tyr Pro Ser Asp Ile Ala Val
    370                 375                 380

Glu Trp Glu Ser Asn Gly Gln Pro Glu Asn Asn Tyr Lys Thr Thr Pro
385                 390                 395                 400

Pro Val Leu Asp Ser Asp Gly Ser Phe Phe Leu Val Ser Lys Leu Thr
                405                 410                 415

Val Asp Lys Ser Arg Trp Gln Gln Gly Asn Val Phe Ser Cys Ser Val
            420                 425                 430

Met His Glu Ala Leu His Asn His Tyr Thr Gln Lys Ser Leu Ser Leu
        435                 440                 445

Ser Pro Gly
    450
```

<210> 251
<211> 7
<212> PRT
<213> artificial

<220>
<223> Synthetic polypeptide

<220>
<221> VARIANT
<222> (1)..(1)
<223> X at 1 is T, D, E, or N.

<220>
<221> VARIANT

<222> (2)..(2)
<223> X at 2 is S, A, E, G, K, Q, R, or T.

<220>
<221> VARIANT
<222> (3)..(3)
<223> X at 3 is S, A, D, E, G, N, P, Q, or T.

<220>
<221> VARIANT
<222> (5)..(5)
<223> X at 5 is Y, A, E, G, H, M, N, Q, S, T, or V.

<220>
<221> VARIANT
<222> (7)..(7)
<223> X at 7 is W, F, I, V, or Y.

<400> 251

Xaa Xaa Xaa Asn Xaa Tyr Xaa
1 5

<210> 252
<211> 7
<212> PRT
<213> artificial

<220>
<223> Synthetic polypeptide

<400> 252

Asp Ser Ser Asn Tyr Tyr Trp
1 5

<210> 253
<211> 7
<212> PRT
<213> artificial

<220>
<223> Synthetic polypeptide

<400> 253

Glu Ser Ser Asn Tyr Tyr Trp
1 5

<210> 254
<211> 7
<212> PRT
<213> artificial

<220>
<223> Synthetic polypeptide

<400> 254

Asn Ser Ser Asn Tyr Tyr Trp
1 5

<210> 255
<211> 7
<212> PRT
<213> artificial

<220>
<223> Synthetic polypeptide

<400> 255

Thr Ala Ser Asn Tyr Tyr Trp
1   5

<210> 256
<211> 7
<212> PRT
<213> artificial

<220>
<223> Synthetic polypeptide

<400> 256

Thr Glu Ser Asn Tyr Tyr Trp
1   5

<210> 257
<211> 7
<212> PRT
<213> artificial

<220>
<223> Synthetic polypeptide

<400> 257

Thr Gly Ser Asn Tyr Tyr Trp
1   5

<210> 258
<211> 7
<212> PRT
<213> artificial

<220>
<223> Synthetic polypeptide

<400> 258

Thr Lys Ser Asn Tyr Tyr Trp
1   5

<210> 259
<211> 7
<212> PRT
<213> artificial

<220>
<223> Synthetic polypeptide

<400> 259

Thr Gln Ser Asn Tyr Tyr Trp
1 5

<210> 260
<211> 7
<212> PRT
<213> artificial

<220>
<223> Synthetic polypeptide

<400> 260

Thr Arg Ser Asn Tyr Tyr Trp
1 5

<210> 261
<211> 7
<212> PRT
<213> artificial

<220>
<223> Synthetic polypeptide

<400> 261

Thr Thr Ser Asn Tyr Tyr Trp
1 5

<210> 262
<211> 7
<212> PRT
<213> artificial

<220>
<223> Synthetic polypeptide

<400> 262

Thr Ser Ala Asn Tyr Tyr Trp
1 5

<210> 263
<211> 7
<212> PRT
<213> artificial

<220>
<223> Synthetic polypeptide

<400> 263

Thr Ser Asp Asn Tyr Tyr Trp
1 5

<210> 264
<211> 7
<212> PRT

<213> artificial

<220>
<223> Synthetic polypeptide

<400> 264

Thr Ser Glu Asn Tyr Tyr Trp
1   5

<210> 265
<211> 7
<212> PRT
<213> artificial

<220>
<223> Synthetic polypeptide

<400> 265

Thr Ser Gly Asn Tyr Tyr Trp
1   5

<210> 266
<211> 7
<212> PRT
<213> artificial

<220>
<223> Synthetic polypeptide

<400> 266

Thr Ser Asn Asn Tyr Tyr Trp
1   5

<210> 267
<211> 7
<212> PRT
<213> artificial

<220>
<223> Synthetic polypeptide

<400> 267

Thr Ser Pro Asn Tyr Tyr Trp
1   5

<210> 268
<211> 7
<212> PRT
<213> artificial

<220>
<223> Synthetic polypeptide

<400> 268

Thr Ser Gln Asn Tyr Tyr Trp
1   5

<210> 269
<211> 7
<212> PRT
<213> artificial

<220>
<223> Synthetic polypeptide

<400> 269

Thr Ser Thr Asn Tyr Tyr Trp
1   5

<210> 270
<211> 7
<212> PRT
<213> artificial

<220>
<223> Synthetic polypeptide

<400> 270

Thr Ser Ser Asn Ala Tyr Trp
1   5

<210> 271
<211> 7
<212> PRT
<213> artificial

<220>
<223> Synthetic polypeptide

<400> 271

Thr Ser Ser Asn Glu Tyr Trp
1   5

<210> 272
<211> 7
<212> PRT
<213> artificial

<220>
<223> Synthetic polypeptide

<400> 272

Thr Ser Ser Asn Gly Tyr Trp
1   5

<210> 273
<211> 7
<212> PRT
<213> artificial

<220>
<223> Synthetic polypeptide

<400> 273

Thr Ser Ser Asn His Tyr Trp
1 5

<210> 274
<211> 7
<212> PRT
<213> artificial

<220>
<223> Synthetic polypeptide

<400> 274

Thr Ser Ser Asn Met Tyr Trp
1 5

<210> 275
<211> 7
<212> PRT
<213> artificial

<220>
<223> Synthetic polypeptide

<400> 275

Thr Ser Ser Asn Asn Tyr Trp
1 5

<210> 276
<211> 7
<212> PRT
<213> artificial

<220>
<223> Synthetic polypeptide

<400> 276

Thr Ser Ser Asn Gln Tyr Trp
1 5

<210> 277
<211> 7
<212> PRT
<213> artificial

<220>
<223> Synthetic polypeptide

<400> 277

Thr Ser Ser Asn Ser Tyr Trp
1 5

<210> 278
<211> 7

<212> PRT
<213> artificial

<220>
<223> Synthetic polypeptide

<400> 278

Thr Ser Ser Asn Thr Tyr Trp
1   5

<210> 279
<211> 7
<212> PRT
<213> artificial

<220>
<223> Synthetic polypeptide

<400> 279

Thr Ser Ser Asn Val Tyr Trp
1   5

<210> 280
<211> 7
<212> PRT
<213> artificial

<220>
<223> Synthetic polypeptide

<400> 280

Thr Ser Ser Asn Tyr Tyr Phe
1   5

<210> 281
<211> 7
<212> PRT
<213> artificial

<220>
<223> Synthetic polypeptide

<400> 281

Thr Ser Ser Asn Tyr Tyr Ile
1   5

<210> 282
<211> 7
<212> PRT
<213> artificial

<220>
<223> Synthetic polypeptide

<400> 282

Thr Ser Ser Asn Tyr Tyr Val

1 5

<210> 283
<211> 7
<212> PRT
<213> artificial

<220>
<223> Synthetic polypeptide

<400> 283

Thr Ser Ser Asn Tyr Tyr Tyr
1 5

<210> 284
<211> 12
<212> PRT
<213> artificial

<220>
<223> Synthetic polypeptide

<220>
<221> VARIANT
<222> (1)..(1)
<223> X at 1 is S, N, or T.

<220>
<221> VARIANT
<222> (2)..(2)
<223> X at 2 is I, M, or V.

<220>
<221> VARIANT
<222> (4)..(4)
<223> X at 4 is Y, or H.

<220>
<221> VARIANT
<222> (5)..(5)
<223> X at 5 is T, H, L, or N.

<220>
<221> VARIANT
<222> (6)..(6)
<223> X at 6 is G, A, D, E, H, K, N, Q, R, S, or T.

<220>
<221> VARIANT
<222> (7)..(7)
<223> X at 7 is S, A, D, Q, or T.

<220>
<221> VARIANT
<222> (8)..(8)
<223> X at 8 is T, A, D, or E.

<220>
<221> VARIANT
<222> (9)..(9)
<223> X at 9 is Y, A, F, Q, S, or W.

<220>
<221> VARIANT
<222> (11)..(11)
<223> X at 11 is N, D, E, H, P, or Q.

<220>
<221> VARIANT
<222> (12)..(12)
<223> X at 12 is P, A, or E.

<400> 284

Xaa Xaa Asp Xaa Xaa Xaa Xaa Xaa Xaa Tyr Xaa Xaa
1   5   10

<210> 285
<211> 12
<212> PRT
<213> artificial

<220>
<223> Synthetic polypeptide

<400> 285

Asn Ile Asp Tyr Thr Gly Ser Thr Tyr Tyr Asn Pro
1   5   10

<210> 286
<211> 12
<212> PRT
<213> artificial

<220>
<223> Synthetic polypeptide

<400> 286

Thr Ile Asp Tyr Thr Gly Ser Thr Tyr Tyr Asn Pro
1   5   10

<210> 287
<211> 12
<212> PRT
<213> artificial

<220>
<223> Synthetic polypeptide

<400> 287

Ser Met Asp Tyr Thr Gly Ser Thr Tyr Tyr Asn Pro
1   5   10

<210> 288
<211> 12
<212> PRT
<213> artificial

<220>

<223> Synthetic polypeptide

<400> 288

Ser Val Asp Tyr Thr Gly Ser Thr Tyr Tyr Asn Pro
1   5   10

<210> 289
<211> 12
<212> PRT
<213> artificial

<220>
<223> Synthetic polypeptide

<400> 289

Ser Ile Asp His Thr Gly Ser Thr Tyr Tyr Asn Pro
1   5   10

<210> 290
<211> 12
<212> PRT
<213> artificial

<220>
<223> Synthetic polypeptide

<400> 290

Ser Ile Asp Tyr His Gly Ser Thr Tyr Tyr Asn Pro
1   5   10

<210> 291
<211> 12
<212> PRT
<213> artificial

<220>
<223> Synthetic polypeptide

<400> 291

Ser Ile Asp Tyr Leu Gly Ser Thr Tyr Tyr Asn Pro
1   5   10

<210> 292
<211> 12
<212> PRT
<213> artificial

<220>
<223> Synthetic polypeptide

<400> 292

Ser Ile Asp Tyr Asn Gly Ser Thr Tyr Tyr Asn Pro
1   5   10

<210> 293

<211> 12
<212> PRT
<213> artificial

<220>
<223> Synthetic polypeptide

<400> 293

Ser Ile Asp Tyr Thr Ala Ser Thr Tyr Tyr Asn Pro
1   5   10

<210> 294
<211> 12
<212> PRT
<213> artificial

<220>
<223> Synthetic polypeptide

<400> 294

Ser Ile Asp Tyr Thr Asp Ser Thr Tyr Tyr Asn Pro
1   5   10

<210> 295
<211> 12
<212> PRT
<213> artificial

<220>
<223> Synthetic polypeptide

<400> 295

Ser Ile Asp Tyr Thr Glu Ser Thr Tyr Tyr Asn Pro
1   5   10

<210> 296
<211> 12
<212> PRT
<213> artificial

<220>
<223> Synthetic polypeptide

<400> 296

Ser Ile Asp Tyr Thr His Ser Thr Tyr Tyr Asn Pro
1   5   10

<210> 297
<211> 12
<212> PRT
<213> artificial

<220>
<223> Synthetic polypeptide

<400> 297

Ser Ile Asp Tyr Thr Lys Ser Thr Tyr Tyr Asn Pro
1   5   10

<210> 298
<211> 12
<212> PRT
<213> artificial

<220>
<223> Synthetic polypeptide

<400> 298

Ser Ile Asp Tyr Thr Asn Ser Thr Tyr Tyr Asn Pro
1   5   10

<210> 299
<211> 12
<212> PRT
<213> artificial

<220>
<223> Synthetic polypeptide

<400> 299

Ser Ile Asp Tyr Thr Gln Ser Thr Tyr Tyr Asn Pro
1   5   10

<210> 300
<211> 12
<212> PRT
<213> artificial

<220>
<223> Synthetic polypeptide

<400> 300

Ser Ile Asp Tyr Thr Arg Ser Thr Tyr Tyr Asn Pro
1   5   10

<210> 301
<211> 12
<212> PRT
<213> artificial

<220>
<223> Synthetic polypeptide

<400> 301

Ser Ile Asp Tyr Thr Ser Ser Thr Tyr Tyr Asn Pro
1   5   10

<210> 302
<211> 12
<212> PRT
<213> artificial

<220>
<223> Synthetic polypeptide

<400> 302

Ser Ile Asp Tyr Thr Thr Ser Thr Tyr Tyr Asn Pro
1   5   10

<210> 303
<211> 12
<212> PRT
<213> artificial

<220>
<223> Synthetic polypeptide

<400> 303

Ser Ile Asp Tyr Thr Gly Ala Thr Tyr Tyr Asn Pro
1   5   10

<210> 304
<211> 12
<212> PRT
<213> artificial

<220>
<223> Synthetic polypeptide

<400> 304

Ser Ile Asp Tyr Thr Gly Asp Thr Tyr Tyr Asn Pro
1   5   10

<210> 305
<211> 12
<212> PRT
<213> artificial

<220>
<223> Synthetic polypeptide

<400> 305

Ser Ile Asp Tyr Thr Gly Gln Thr Tyr Tyr Asn Pro
1   5   10

<210> 306
<211> 12
<212> PRT
<213> artificial

<220>
<223> Synthetic polypeptide

<400> 306

Ser Ile Asp Tyr Thr Gly Thr Thr Tyr Tyr Asn Pro
1   5   10

<210> 307
<211> 12
<212> PRT
<213> artificial

<220>
<223> Synthetic polypeptide

<400> 307

Ser Ile Asp Tyr Thr Gly Ser Ala Tyr Tyr Asn Pro
1   5   10

<210> 308
<211> 12
<212> PRT
<213> artificial

<220>
<223> Synthetic polypeptide

<400> 308

Ser Ile Asp Tyr Thr Gly Ser Asp Tyr Tyr Asn Pro
1   5   10

<210> 309
<211> 12
<212> PRT
<213> artificial

<220>
<223> Synthetic polypeptide

<400> 309

Ser Ile Asp Tyr Thr Gly Ser Glu Tyr Tyr Asn Pro
1   5   10

<210> 310
<211> 12
<212> PRT
<213> artificial

<220>
<223> Synthetic polypeptide

<400> 310

Ser Ile Asp Tyr Thr Gly Ser Thr Ala Tyr Asn Pro
1   5   10

<210> 311
<211> 12
<212> PRT
<213> artificial

<220>
<223> Synthetic polypeptide

<400> 311

Ser Ile Asp Tyr Thr Gly Ser Thr Phe Tyr Asn Pro
1   5   10

<210> 312
<211> 12
<212> PRT
<213> artificial

<220>
<223> Synthetic polypeptide

<400> 312

Ser Ile Asp Tyr Thr Gly Ser Thr Gln Tyr Asn Pro
1   5   10

<210> 313
<211> 12
<212> PRT
<213> artificial

<220>
<223> Synthetic polypeptide

<400> 313

Ser Ile Asp Tyr Thr Gly Ser Thr Ser Tyr Asn Pro
1   5   10

<210> 314
<211> 12
<212> PRT
<213> artificial

<220>
<223> Synthetic polypeptide

<400> 314

Ser Ile Asp Tyr Thr Gly Ser Thr Trp Tyr Asn Pro
1   5   10

<210> 315
<211> 12
<212> PRT
<213> artificial

<220>
<223> Synthetic polypeptide

<400> 315

Ser Ile Asp Tyr Thr Gly Ser Thr Tyr Tyr Asp Pro
1   5   10

<210> 316
<211> 12
<212> PRT
<213> artificial

<220>
<223> Synthetic polypeptide

<400> 316

Ser Ile Asp Tyr Thr Gly Ser Thr Tyr Tyr Glu Pro
1   5   10

<210> 317
<211> 12
<212> PRT
<213> artificial

<220>
<223> Synthetic polypeptide

<400> 317

Ser Ile Asp Tyr Thr Gly Ser Thr Tyr Tyr His Pro
1   5   10

<210> 318
<211> 12
<212> PRT
<213> artificial

<220>
<223> Synthetic polypeptide

<400> 318

Ser Ile Asp Tyr Thr Gly Ser Thr Tyr Tyr Pro Pro
1   5   10

<210> 319
<211> 12
<212> PRT
<213> artificial

<220>
<223> Synthetic polypeptide

<400> 319

Ser Ile Asp Tyr Thr Gly Ser Thr Tyr Tyr Gln Pro
1   5   10

<210> 320
<211> 12
<212> PRT
<213> artificial

<220>
<223> Synthetic polypeptide

<400> 320

Ser Ile Asp Tyr Thr Gly Ser Thr Tyr Tyr Asn Ala
1   5   10

<210> 321
<211> 12
<212> PRT
<213> artificial

<220>
<223> Synthetic polypeptide

<400> 321

Ser Ile Asp Tyr Thr Gly Ser Thr Tyr Tyr Asn Glu
1   5   10

<210> 322
<211> 14
<212> PRT
<213> artificial

<220>
<223> Synthetic polypeptide

<220>
<221> VARIANT
<222> (2)..(2)
<223> X at 2 is R, A, E, G, H, M, N, Q, S, T, or Y.

<220>
<221> VARIANT
<222> (4)..(4)
<223> X at 4 is K, A, or S.

<220>
<221> VARIANT
<222> (7)..(7)
<223> X at 7 is E, or T.

<400> 322

Ala Xaa Gly Xaa Tyr Tyr Xaa Thr Tyr Leu Gly Phe Asp Val
1   5   10

<210> 323
<211> 14
<212> PRT
<213> artificial

<220>
<223> Synthetic polypeptide

<400> 323

Ala Ala Gly Lys Tyr Tyr Glu Thr Tyr Leu Gly Phe Asp Val
1   5   10

<210> 324
<211> 14
<212> PRT
<213> artificial

<220>

<223> Synthetic polypeptide

<400> 324

Ala Glu Gly Lys Tyr Tyr Glu Thr Tyr Leu Gly Phe Asp Val
1   5   10

<210> 325
<211> 14
<212> PRT
<213> artificial

<220>
<223> Synthetic polypeptide

<400> 325

Ala Gly Gly Lys Tyr Tyr Glu Thr Tyr Leu Gly Phe Asp Val
1   5   10

<210> 326
<211> 14
<212> PRT
<213> artificial

<220>
<223> Synthetic polypeptide

<400> 326

Ala His Gly Lys Tyr Tyr Glu Thr Tyr Leu Gly Phe Asp Val
1   5   10

<210> 327
<211> 14
<212> PRT
<213> artificial

<220>
<223> Synthetic polypeptide

<400> 327

Ala Met Gly Lys Tyr Tyr Glu Thr Tyr Leu Gly Phe Asp Val
1   5   10

<210> 328
<211> 14
<212> PRT
<213> artificial

<220>
<223> Synthetic polypeptide

<400> 328

Ala Asn Gly Lys Tyr Tyr Glu Thr Tyr Leu Gly Phe Asp Val
1   5   10

<210> 329

<211> 14
<212> PRT
<213> artificial

<220>
<223> Synthetic polypeptide

<400> 329

Ala Gln Gly Lys Tyr Tyr Glu Thr Tyr Leu Gly Phe Asp Val
1   5   10

<210> 330
<211> 14
<212> PRT
<213> artificial

<220>
<223> Synthetic polypeptide

<400> 330

Ala Ser Gly Lys Tyr Tyr Glu Thr Tyr Leu Gly Phe Asp Val
1   5   10

<210> 331
<211> 14
<212> PRT
<213> artificial

<220>
<223> Synthetic polypeptide

<400> 331

Ala Thr Gly Lys Tyr Tyr Glu Thr Tyr Leu Gly Phe Asp Val
1   5   10

<210> 332
<211> 14
<212> PRT
<213> artificial

<220>
<223> Synthetic polypeptide

<400> 332

Ala Tyr Gly Lys Tyr Tyr Glu Thr Tyr Leu Gly Phe Asp Val
1   5   10

<210> 333
<211> 14
<212> PRT
<213> artificial

<220>
<223> Synthetic polypeptide

<400> 333

Ala Arg Gly Ala Tyr Tyr Glu Thr Tyr Leu Gly Phe Asp Val
1   5   10

<210> 334
<211> 14
<212> PRT
<213> artificial

<220>
<223> Synthetic polypeptide

<400> 334

Ala Arg Gly Ser Tyr Tyr Glu Thr Tyr Leu Gly Phe Asp Val
1   5   10

<210> 335
<211> 14
<212> PRT
<213> artificial

<220>
<223> Synthetic polypeptide

<400> 335

Ala Arg Gly Lys Tyr Tyr Thr Thr Tyr Leu Gly Phe Asp Val
1   5   10

<210> 336
<211> 7
<212> PRT
<213> artificial

<220>
<223> Synthetic polypeptide

<220>
<221> VARIANT
<222> (1)..(1)
<223> X at 1 is S, or D.

<220>
<221> VARIANT
<222> (2)..(2)
<223> X at 2 is T, A, D, E, G, H, K, N, P, Q, R, or S.

<220>
<221> VARIANT
<222> (3)..(3)
<223> X at 3 is S, D, E, G, K, N, P, or R.

<220>
<221> VARIANT
<222> (4)..(4)
<223> X at 4 is S, G, K, N, or P.

<220>
<221> VARIANT
<222> (5)..(5)
<223> X at 5 is Y, A, D, E, G, H, M, N, Q, S, T, V, or W.

<220>
<221> VARIANT
<222> (6)..(6)
<223> X at 6 is Y, A, F, G, H, M, N, or Q.

<400> 336

Xaa Xaa Xaa Xaa Xaa Xaa Trp
1   5

<210> 337
<211> 7
<212> PRT
<213> artificial

<220>
<223> Synthetic polypeptide

<400> 337

Asp Thr Ser Ser Tyr Tyr Trp
1   5

<210> 338
<211> 7
<212> PRT
<213> artificial

<220>
<223> Synthetic polypeptide

<400> 338

Ser Ala Ser Ser Tyr Tyr Trp
1   5

<210> 339
<211> 7
<212> PRT
<213> artificial

<220>
<223> Synthetic polypeptide

<400> 339

Ser Asp Ser Ser Tyr Tyr Trp
1   5

<210> 340
<211> 7
<212> PRT
<213> artificial

<220>
<223> Synthetic polypeptide

<400> 340

Ser Glu Ser Ser Tyr Tyr Trp

1 5

<210> 341
<211> 7
<212> PRT
<213> artificial

<220>
<223> Synthetic polypeptide

<400> 341

Ser Gly Ser Ser Tyr Tyr Trp
1 5

<210> 342
<211> 7
<212> PRT
<213> artificial

<220>
<223> Synthetic polypeptide

<400> 342

Ser His Ser Ser Tyr Tyr Trp
1 5

<210> 343
<211> 7
<212> PRT
<213> artificial

<220>
<223> Synthetic polypeptide

<400> 343

Ser Lys Ser Ser Tyr Tyr Trp
1 5

<210> 344
<211> 7
<212> PRT
<213> artificial

<220>
<223> Synthetic polypeptide

<400> 344

Ser Asn Ser Ser Tyr Tyr Trp
1 5

<210> 345
<211> 7
<212> PRT
<213> artificial

<220>

<223> Synthetic polypeptide

<400> 345

Ser Pro Ser Ser Tyr Tyr Trp
1   5

<210> 346
<211> 7
<212> PRT
<213> artificial

<220>
<223> Synthetic polypeptide

<400> 346

Ser Gln Ser Ser Tyr Tyr Trp
1   5

<210> 347
<211> 7
<212> PRT
<213> artificial

<220>
<223> Synthetic polypeptide

<400> 347

Ser Arg Ser Ser Tyr Tyr Trp
1   5

<210> 348
<211> 7
<212> PRT
<213> artificial

<220>
<223> Synthetic polypeptide

<400> 348

Ser Ser Ser Ser Tyr Tyr Trp
1   5

<210> 349
<211> 7
<212> PRT
<213> artificial

<220>
<223> Synthetic polypeptide

<400> 349

Ser Thr Asp Ser Tyr Tyr Trp
1   5

<210> 350

<211> 7
<212> PRT
<213> artificial

<220>
<223> Synthetic polypeptide

<400> 350

Ser Thr Glu Ser Tyr Tyr Trp
1   5

<210> 351
<211> 7
<212> PRT
<213> artificial

<220>
<223> Synthetic polypeptide

<400> 351

Ser Thr Gly Ser Tyr Tyr Trp
1   5

<210> 352
<211> 7
<212> PRT
<213> artificial

<220>
<223> Synthetic polypeptide

<400> 352

Ser Thr Lys Ser Tyr Tyr Trp
1   5

<210> 353
<211> 7
<212> PRT
<213> artificial

<220>
<223> Synthetic polypeptide

<400> 353

Ser Thr Asn Ser Tyr Tyr Trp
1   5

<210> 354
<211> 7
<212> PRT
<213> artificial

<220>
<223> Synthetic polypeptide

<400> 354

Ser Thr Pro Ser Tyr Tyr Trp
1   5

<210> 355
<211> 7
<212> PRT
<213> artificial

<220>
<223> Synthetic polypeptide

<400> 355

Ser Thr Arg Ser Tyr Tyr Trp
1   5

<210> 356
<211> 7
<212> PRT
<213> artificial

<220>
<223> Synthetic polypeptide

<400> 356

Ser Thr Ser Gly Tyr Tyr Trp
1   5

<210> 357
<211> 7
<212> PRT
<213> artificial

<220>
<223> Synthetic polypeptide

<400> 357

Ser Thr Ser Lys Tyr Tyr Trp
1   5

<210> 358
<211> 7
<212> PRT
<213> artificial

<220>
<223> Synthetic polypeptide

<400> 358

Ser Thr Ser Asn Tyr Tyr Trp
1   5

<210> 359
<211> 7
<212> PRT
<213> artificial

<220>
<223> Synthetic polypeptide

<400> 359

Ser Thr Ser Pro Tyr Tyr Trp
1   5

<210> 360
<211> 7
<212> PRT
<213> artificial

<220>
<223> Synthetic polypeptide

<400> 360

Ser Thr Ser Ser Ala Tyr Trp
1   5

<210> 361
<211> 7
<212> PRT
<213> artificial

<220>
<223> Synthetic polypeptide

<400> 361

Ser Thr Ser Ser Asp Tyr Trp
1   5

<210> 362
<211> 7
<212> PRT
<213> artificial

<220>
<223> Synthetic polypeptide

<400> 362

Ser Thr Ser Ser Glu Tyr Trp
1   5

<210> 363
<211> 7
<212> PRT
<213> artificial

<220>
<223> Synthetic polypeptide

<400> 363

Ser Thr Ser Ser Gly Tyr Trp
1   5

<210> 364
<211> 7
<212> PRT
<213> artificial

<220>
<223> Synthetic polypeptide

<400> 364

Ser Thr Ser Ser His Tyr Trp
1   5

<210> 365
<211> 7
<212> PRT
<213> artificial

<220>
<223> Synthetic polypeptide

<400> 365

Ser Thr Ser Ser Met Tyr Trp
1   5

<210> 366
<211> 7
<212> PRT
<213> artificial

<220>
<223> Synthetic polypeptide

<400> 366

Ser Thr Ser Ser Asn Tyr Trp
1   5

<210> 367
<211> 7
<212> PRT
<213> artificial

<220>
<223> Synthetic polypeptide

<400> 367

Ser Thr Ser Ser Gln Tyr Trp
1   5

<210> 368
<211> 7
<212> PRT
<213> artificial

<220>
<223> Synthetic polypeptide

<400> 368

Ser Thr Ser Ser Ser Tyr Trp
1   5

<210> 369
<211> 7
<212> PRT
<213> artificial

<220>
<223> Synthetic polypeptide

<400> 369

Ser Thr Ser Ser Thr Tyr Trp
1   5

<210> 370
<211> 7
<212> PRT
<213> artificial

<220>
<223> Synthetic polypeptide

<400> 370

Ser Thr Ser Ser Val Tyr Trp
1   5

<210> 371
<211> 7
<212> PRT
<213> artificial

<220>
<223> Synthetic polypeptide

<400> 371

Ser Thr Ser Ser Trp Tyr Trp
1   5

<210> 372
<211> 7
<212> PRT
<213> artificial

<220>
<223> Synthetic polypeptide

<400> 372

Ser Thr Ser Ser Tyr Ala Trp
1   5

<210> 373
<211> 7
<212> PRT
<213> artificial

<220>
<223> Synthetic polypeptide

<400> 373

Ser Thr Ser Ser Tyr Phe Trp
1   5

<210> 374
<211> 7
<212> PRT
<213> artificial

<220>
<223> Synthetic polypeptide

<400> 374

Ser Thr Ser Ser Tyr Gly Trp
1   5

<210> 375
<211> 7
<212> PRT
<213> artificial

<220>
<223> Synthetic polypeptide

<400> 375

Ser Thr Ser Ser Tyr His Trp
1   5

<210> 376
<211> 7
<212> PRT
<213> artificial

<220>
<223> Synthetic polypeptide

<400> 376

Ser Thr Ser Ser Tyr Met Trp
1   5

<210> 377
<211> 7
<212> PRT
<213> artificial

<220>
<223> Synthetic polypeptide

<400> 377

Ser Thr Ser Ser Tyr Asn Trp
1   5

<210> 378
<211> 7
<212> PRT
<213> artificial

<220>
<223> Synthetic polypeptide

<400> 378

Ser Thr Ser Ser Tyr Gln Trp
1 5

<210> 379
<211> 12
<212> PRT
<213> artificial

<220>
<223> Synthetic polypeptide

<220>
<221> VARIANT
<222> (1)..(1)
<223> X at 1 is S, F, I, M, or Q.

<220>
<221> VARIANT
<222> (2)..(2)
<223> X at 2 is I, A, G, L, R, S, T, or V.

<220>
<221> VARIANT
<222> (3)..(3)
<223> X at 3 is Y, A, D, E, F, G, H, K, L, M, N, P, Q, R, S, T, or W.

<220>
<221> VARIANT
<222> (4)..(4)
<223> X at 4 is Y, A, D, E, F, G, H, K, N, P, Q, R, S, T, or W.

<220>
<221> VARIANT
<222> (5)..(5)
<223> X at 5 is T, D, E, K, N, P, or Q.

<220>
<221> VARIANT
<222> (6)..(6)
<223> X at 6 is G, or Q.

<220>
<221> VARIANT
<222> (7)..(7)
<223> X at 7 is N, D, E, G, H, I, K, M, P, R, or S.

<220>
<221> VARIANT
<222> (8)..(8)
<223> X at 8 is T, A, E, F, G, H, K, P, Q, R, S, V, W, or Y.

<220>

<221> VARIANT
<222> (9)..(9)
<223> X at 9 is Y, or W.

<220>
<221> VARIANT
<222> (11)..(11)
<223> X at 11 is N, A, D, E, K, L, M, P, Q, S or T.

<220>
<221> misc_feature
<222> (11)..(11)
<223> Xaa can be any naturally occurring amino acid

<400> 379

Xaa Xaa Xaa Xaa Xaa Xaa Xaa Xaa Xaa Tyr Xaa Pro
1   5   10

<210> 380
<211> 12
<212> PRT
<213> artificial

<220>
<223> Synthetic polypeptide

<400> 380

Phe Ile Tyr Tyr Thr Gly Asn Thr Tyr Tyr Asn Pro
1   5   10

<210> 381
<211> 12
<212> PRT
<213> artificial

<220>
<223> Synthetic polypeptide

<400> 381

Ile Ile Tyr Tyr Thr Gly Asn Thr Tyr Tyr Asn Pro
1   5   10

<210> 382
<211> 12
<212> PRT
<213> artificial

<220>
<223> Synthetic polypeptide

<400> 382

Met Ile Tyr Tyr Thr Gly Asn Thr Tyr Tyr Asn Pro
1   5   10

<210> 383
<211> 12
<212> PRT

<213> artificial

<220>
<223> Synthetic polypeptide

<400> 383

Gln Ile Tyr Tyr Thr Gly Asn Thr Tyr Tyr Asn Pro
1   5   10

<210> 384
<211> 12
<212> PRT
<213> artificial

<220>
<223> Synthetic polypeptide

<400> 384

Ser Ala Tyr Tyr Thr Gly Asn Thr Tyr Tyr Asn Pro
1   5   10

<210> 385
<211> 12
<212> PRT
<213> artificial

<220>
<223> Synthetic polypeptide

<400> 385

Ser Gly Tyr Tyr Thr Gly Asn Thr Tyr Tyr Asn Pro
1   5   10

<210> 386
<211> 12
<212> PRT
<213> artificial

<220>
<223> Synthetic polypeptide

<400> 386

Ser Leu Tyr Tyr Thr Gly Asn Thr Tyr Tyr Asn Pro
1   5   10

<210> 387
<211> 12
<212> PRT
<213> artificial

<220>
<223> Synthetic polypeptide

<400> 387

Ser Arg Tyr Tyr Thr Gly Asn Thr Tyr Tyr Asn Pro
1   5   10

<210> 388
<211> 12
<212> PRT
<213> artificial

<220>
<223> Synthetic polypeptide

<400> 388

Ser Ser Tyr Tyr Thr Gly Asn Thr Tyr Tyr Asn Pro
1   5   10

<210> 389
<211> 12
<212> PRT
<213> artificial

<220>
<223> Synthetic polypeptide

<400> 389

Ser Thr Tyr Tyr Thr Gly Asn Thr Tyr Tyr Asn Pro
1   5   10

<210> 390
<211> 12
<212> PRT
<213> artificial

<220>
<223> Synthetic polypeptide

<400> 390

Ser Val Tyr Tyr Thr Gly Asn Thr Tyr Tyr Asn Pro
1   5   10

<210> 391
<211> 12
<212> PRT
<213> artificial

<220>
<223> Synthetic polypeptide

<400> 391

Ser Ile Ala Tyr Thr Gly Asn Thr Tyr Tyr Asn Pro
1   5   10

<210> 392
<211> 12
<212> PRT
<213> artificial

<220>
<223> Synthetic polypeptide

<400> 392

Ser Ile Asp Tyr Thr Gly Asn Thr Tyr Tyr Asn Pro
1 5 10

<210> 393
<211> 12
<212> PRT
<213> artificial

<220>
<223> Synthetic polypeptide

<400> 393

Ser Ile Glu Tyr Thr Gly Asn Thr Tyr Tyr Asn Pro
1 5 10

<210> 394
<211> 12
<212> PRT
<213> artificial

<220>
<223> Synthetic polypeptide

<400> 394

Ser Ile Phe Tyr Thr Gly Asn Thr Tyr Tyr Asn Pro
1 5 10

<210> 395
<211> 12
<212> PRT
<213> artificial

<220>
<223> Synthetic polypeptide

<400> 395

Ser Ile Gly Tyr Thr Gly Asn Thr Tyr Tyr Asn Pro
1 5 10

<210> 396
<211> 12
<212> PRT
<213> artificial

<220>
<223> Synthetic polypeptide

<400> 396

Ser Ile His Tyr Thr Gly Asn Thr Tyr Tyr Asn Pro
1 5 10

<210> 397
<211> 12

<212> PRT
<213> artificial

<220>
<223> Synthetic polypeptide

<400> 397

Ser Ile Lys Tyr Thr Gly Asn Thr Tyr Tyr Asn Pro
1   5   10

<210> 398
<211> 12
<212> PRT
<213> artificial

<220>
<223> Synthetic polypeptide

<400> 398

Ser Ile Leu Tyr Thr Gly Asn Thr Tyr Tyr Asn Pro
1   5   10

<210> 399
<211> 12
<212> PRT
<213> artificial

<220>
<223> Synthetic polypeptide

<400> 399

Ser Ile Met Tyr Thr Gly Asn Thr Tyr Tyr Asn Pro
1   5   10

<210> 400
<211> 12
<212> PRT
<213> artificial

<220>
<223> Synthetic polypeptide

<400> 400

Ser Ile Asn Tyr Thr Gly Asn Thr Tyr Tyr Asn Pro
1   5   10

<210> 401
<211> 12
<212> PRT
<213> artificial

<220>
<223> Synthetic polypeptide

<400> 401

Ser Ile Pro Tyr Thr Gly Asn Thr Tyr Tyr Asn Pro

1 5 10

<210> 402
<211> 12
<212> PRT
<213> artificial

<220>
<223> Synthetic polypeptide

<400> 402

Ser Ile Gln Tyr Thr Gly Asn Thr Tyr Tyr Asn Pro
1 5 10

<210> 403
<211> 12
<212> PRT
<213> artificial

<220>
<223> Synthetic polypeptide

<400> 403

Ser Ile Arg Tyr Thr Gly Asn Thr Tyr Tyr Asn Pro
1 5 10

<210> 404
<211> 12
<212> PRT
<213> artificial

<220>
<223> Synthetic polypeptide

<400> 404

Ser Ile Ser Tyr Thr Gly Asn Thr Tyr Tyr Asn Pro
1 5 10

<210> 405
<211> 12
<212> PRT
<213> artificial

<220>
<223> Synthetic polypeptide

<400> 405

Ser Ile Thr Tyr Thr Gly Asn Thr Tyr Tyr Asn Pro
1 5 10

<210> 406
<211> 12
<212> PRT
<213> artificial

<220>

<223> Synthetic polypeptide

<400> 406

Ser Ile Trp Tyr Thr Gly Asn Thr Tyr Tyr Asn Pro
1   5   10

<210> 407
<211> 12
<212> PRT
<213> artificial

<220>
<223> Synthetic polypeptide

<400> 407

Ser Ile Tyr Ala Thr Gly Asn Thr Tyr Tyr Asn Pro
1   5   10

<210> 408
<211> 12
<212> PRT
<213> artificial

<220>
<223> Synthetic polypeptide

<400> 408

Ser Ile Tyr Asp Thr Gly Asn Thr Tyr Tyr Asn Pro
1   5   10

<210> 409
<211> 12
<212> PRT
<213> artificial

<220>
<223> Synthetic polypeptide

<400> 409

Ser Ile Tyr Glu Thr Gly Asn Thr Tyr Tyr Asn Pro
1   5   10

<210> 410
<211> 12
<212> PRT
<213> artificial

<220>
<223> Synthetic polypeptide

<400> 410

Ser Ile Tyr Phe Thr Gly Asn Thr Tyr Tyr Asn Pro
1   5   10

<210> 411

<211> 12
<212> PRT
<213> artificial

<220>
<223> Synthetic polypeptide

<400> 411

Ser Ile Tyr Gly Thr Gly Asn Thr Tyr Tyr Asn Pro
1   5   10

<210> 412
<211> 12
<212> PRT
<213> artificial

<220>
<223> Synthetic polypeptide

<400> 412

Ser Ile Tyr His Thr Gly Asn Thr Tyr Tyr Asn Pro
1   5   10

<210> 413
<211> 12
<212> PRT
<213> artificial

<220>
<223> Synthetic polypeptide

<400> 413

Ser Ile Tyr Lys Thr Gly Asn Thr Tyr Tyr Asn Pro
1   5   10

<210> 414
<211> 12
<212> PRT
<213> artificial

<220>
<223> Synthetic polypeptide

<400> 414

Ser Ile Tyr Asn Thr Gly Asn Thr Tyr Tyr Asn Pro
1   5   10

<210> 415
<211> 12
<212> PRT
<213> artificial

<220>
<223> Synthetic polypeptide

<400> 415

Ser Ile Tyr Pro Thr Gly Asn Thr Tyr Tyr Asn Pro
1   5   10

<210> 416
<211> 12
<212> PRT
<213> artificial

<220>
<223> Synthetic polypeptide

<400> 416

Ser Ile Tyr Gln Thr Gly Asn Thr Tyr Tyr Asn Pro
1   5   10

<210> 417
<211> 12
<212> PRT
<213> artificial

<220>
<223> Synthetic polypeptide

<400> 417

Ser Ile Tyr Arg Thr Gly Asn Thr Tyr Tyr Asn Pro
1   5   10

<210> 418
<211> 12
<212> PRT
<213> artificial

<220>
<223> Synthetic polypeptide

<400> 418

Ser Ile Tyr Ser Thr Gly Asn Thr Tyr Tyr Asn Pro
1   5   10

<210> 419
<211> 12
<212> PRT
<213> artificial

<220>
<223> Synthetic polypeptide

<400> 419

Ser Ile Tyr Thr Thr Gly Asn Thr Tyr Tyr Asn Pro
1   5   10

<210> 420
<211> 12
<212> PRT
<213> artificial

<220>
<223> Synthetic polypeptide

<400> 420

Ser Ile Tyr Trp Thr Gly Asn Thr Tyr Tyr Asn Pro
1   5   10

<210> 421
<211> 12
<212> PRT
<213> artificial

<220>
<223> Synthetic polypeptide

<400> 421

Ser Ile Tyr Tyr Asp Gly Asn Thr Tyr Tyr Asn Pro
1   5   10

<210> 422
<211> 12
<212> PRT
<213> artificial

<220>
<223> Synthetic polypeptide

<400> 422

Ser Ile Tyr Tyr Glu Gly Asn Thr Tyr Tyr Asn Pro
1   5   10

<210> 423
<211> 12
<212> PRT
<213> artificial

<220>
<223> Synthetic polypeptide

<400> 423

Ser Ile Tyr Tyr Lys Gly Asn Thr Tyr Tyr Asn Pro
1   5   10

<210> 424
<211> 12
<212> PRT
<213> artificial

<220>
<223> Synthetic polypeptide

<400> 424

Ser Ile Tyr Tyr Asn Gly Asn Thr Tyr Tyr Asn Pro
1   5   10

<210> 425
<211> 12
<212> PRT
<213> artificial

<220>
<223> Synthetic polypeptide

<400> 425

Ser Ile Tyr Tyr Pro Gly Asn Thr Tyr Tyr Asn Pro
1   5   10

<210> 426
<211> 12
<212> PRT
<213> artificial

<220>
<223> Synthetic polypeptide

<400> 426

Ser Ile Tyr Tyr Gln Gly Asn Thr Tyr Tyr Asn Pro
1   5   10

<210> 427
<211> 12
<212> PRT
<213> artificial

<220>
<223> Synthetic polypeptide

<400> 427

Ser Ile Tyr Tyr Thr Gln Asn Thr Tyr Tyr Asn Pro
1   5   10

<210> 428
<211> 12
<212> PRT
<213> artificial

<220>
<223> Synthetic polypeptide

<400> 428

Ser Ile Tyr Tyr Thr Gly Asp Thr Tyr Tyr Asn Pro
1   5   10

<210> 429
<211> 12
<212> PRT
<213> artificial

<220>
<223> Synthetic polypeptide

<400> 429

Ser Ile Tyr Tyr Thr Gly Glu Thr Tyr Tyr Asn Pro
1   5   10

<210> 430
<211> 12
<212> PRT
<213> artificial

<220>
<223> Synthetic polypeptide

<400> 430

Ser Ile Tyr Tyr Thr Gly Gly Thr Tyr Tyr Asn Pro
1   5   10

<210> 431
<211> 12
<212> PRT
<213> artificial

<220>
<223> Synthetic polypeptide

<400> 431

Ser Ile Tyr Tyr Thr Gly His Thr Tyr Tyr Asn Pro
1   5   10

<210> 432
<211> 12
<212> PRT
<213> artificial

<220>
<223> Synthetic polypeptide

<400> 432

Ser Ile Tyr Tyr Thr Gly Ile Thr Tyr Tyr Asn Pro
1   5   10

<210> 433
<211> 12
<212> PRT
<213> artificial

<220>
<223> Synthetic polypeptide

<400> 433

Ser Ile Tyr Tyr Thr Gly Lys Thr Tyr Tyr Asn Pro
1   5   10

<210> 434
<211> 12
<212> PRT
<213> artificial

<220>
<223> Synthetic polypeptide

<400> 434

Ser Ile Tyr Tyr Thr Gly Met Thr Tyr Tyr Asn Pro
1   5   10

<210> 435
<211> 12
<212> PRT
<213> artificial

<220>
<223> Synthetic polypeptide

<400> 435

Ser Ile Tyr Tyr Thr Gly Pro Thr Tyr Tyr Asn Pro
1   5   10

<210> 436
<211> 12
<212> PRT
<213> artificial

<220>
<223> Synthetic polypeptide

<400> 436

Ser Ile Tyr Tyr Thr Gly Arg Thr Tyr Tyr Asn Pro
1   5   10

<210> 437
<211> 12
<212> PRT
<213> artificial

<220>
<223> Synthetic polypeptide

<400> 437

Ser Ile Tyr Tyr Thr Gly Ser Thr Tyr Tyr Asn Pro
1   5   10

<210> 438
<211> 12
<212> PRT
<213> artificial

<220>
<223> Synthetic polypeptide

<400> 438

Ser Ile Tyr Tyr Thr Gly Asn Ala Tyr Tyr Asn Pro
1   5   10

<210> 439
<211> 12
<212> PRT
<213> artificial

<220>
<223> Synthetic polypeptide

<400> 439

Ser Ile Tyr Tyr Thr Gly Asn Glu Tyr Tyr Asn Pro
1   5   10

<210> 440
<211> 12
<212> PRT
<213> artificial

<220>
<223> Synthetic polypeptide

<400> 440

Ser Ile Tyr Tyr Thr Gly Asn Phe Tyr Tyr Asn Pro
1   5   10

<210> 441
<211> 12
<212> PRT
<213> artificial

<220>
<223> Synthetic polypeptide

<400> 441

Ser Ile Tyr Tyr Thr Gly Asn Gly Tyr Tyr Asn Pro
1   5   10

<210> 442
<211> 12
<212> PRT
<213> artificial

<220>
<223> Synthetic polypeptide

<400> 442

Ser Ile Tyr Tyr Thr Gly Asn His Tyr Tyr Asn Pro
1   5   10

<210> 443
<211> 12
<212> PRT
<213> artificial

<220>
<223> Synthetic polypeptide

<400> 443

Ser Ile Tyr Tyr Thr Gly Asn Lys Tyr Tyr Asn Pro
1 5 10

<210> 444
<211> 12
<212> PRT
<213> artificial

<220>
<223> Synthetic polypeptide

<400> 444

Ser Ile Tyr Tyr Thr Gly Asn Pro Tyr Tyr Asn Pro
1 5 10

<210> 445
<211> 12
<212> PRT
<213> artificial

<220>
<223> Synthetic polypeptide

<400> 445

Ser Ile Tyr Tyr Thr Gly Asn Gln Tyr Tyr Asn Pro
1 5 10

<210> 446
<211> 12
<212> PRT
<213> artificial

<220>
<223> Synthetic polypeptide

<400> 446

Ser Ile Tyr Tyr Thr Gly Asn Arg Tyr Tyr Asn Pro
1 5 10

<210> 447
<211> 12
<212> PRT
<213> artificial

<220>
<223> Synthetic polypeptide

<400> 447

Ser Ile Tyr Tyr Thr Gly Asn Ser Tyr Tyr Asn Pro
1 5 10

<210> 448
<211> 12
<212> PRT

<213> artificial

<220>
<223> Synthetic polypeptide

<400> 448

Ser Ile Tyr Tyr Thr Gly Asn Val Tyr Tyr Asn Pro
1   5   10

<210> 449
<211> 12
<212> PRT
<213> artificial

<220>
<223> Synthetic polypeptide

<400> 449

Ser Ile Tyr Tyr Thr Gly Asn Trp Tyr Tyr Asn Pro
1   5   10

<210> 450
<211> 12
<212> PRT
<213> artificial

<220>
<223> Synthetic polypeptide

<400> 450

Ser Ile Tyr Tyr Thr Gly Asn Tyr Tyr Tyr Asn Pro
1   5   10

<210> 451
<211> 12
<212> PRT
<213> artificial

<220>
<223> Synthetic polypeptide

<400> 451

Ser Ile Tyr Tyr Thr Gly Asn Thr Trp Tyr Asn Pro
1   5   10

<210> 452
<211> 12
<212> PRT
<213> artificial

<220>
<223> Synthetic polypeptide

<400> 452

Ser Ile Tyr Tyr Thr Gly Asn Thr Tyr Tyr Ala Pro
1   5   10

<210> 453
<211> 12
<212> PRT
<213> artificial

<220>
<223> Synthetic polypeptide

<400> 453

Ser Ile Tyr Tyr Thr Gly Asn Thr Tyr Tyr Asp Pro
1   5   10

<210> 454
<211> 12
<212> PRT
<213> artificial

<220>
<223> Synthetic polypeptide

<400> 454

Ser Ile Tyr Tyr Thr Gly Asn Thr Tyr Tyr Glu Pro
1   5   10

<210> 455
<211> 12
<212> PRT
<213> artificial

<220>
<223> Synthetic polypeptide

<400> 455

Ser Ile Tyr Tyr Thr Gly Asn Thr Tyr Tyr Lys Pro
1   5   10

<210> 456
<211> 12
<212> PRT
<213> artificial

<220>
<223> Synthetic polypeptide

<400> 456

Ser Ile Tyr Tyr Thr Gly Asn Thr Tyr Tyr Leu Pro
1   5   10

<210> 457
<211> 12
<212> PRT
<213> artificial

<220>
<223> Synthetic polypeptide

<400> 457

Ser Ile Tyr Tyr Thr Gly Asn Thr Tyr Tyr Met Pro
1 5 10

<210> 458
<211> 12
<212> PRT
<213> artificial

<220>
<223> Synthetic polypeptide

<400> 458

Ser Ile Tyr Tyr Thr Gly Asn Thr Tyr Tyr Pro Pro
1 5 10

<210> 459
<211> 12
<212> PRT
<213> artificial

<220>
<223> Synthetic polypeptide

<400> 459

Ser Ile Tyr Tyr Thr Gly Asn Thr Tyr Tyr Gln Pro
1 5 10

<210> 460
<211> 12
<212> PRT
<213> artificial

<220>
<223> Synthetic polypeptide

<400> 460

Ser Ile Tyr Tyr Thr Gly Asn Thr Tyr Tyr Ser Pro
1 5 10

<210> 461
<211> 12
<212> PRT
<213> artificial

<220>
<223> Synthetic polypeptide

<400> 461

Ser Ile Tyr Tyr Thr Gly Asn Thr Tyr Tyr Thr Pro
1 5 10

<210> 462
<211> 15

<212> PRT
<213> artificial

<220>
<223> Synthetic polypeptide

<220>
<221> VARIANT
<222> (1)..(1)
<223> X at 1 is A, or V.

<220>
<221> VARIANT
<222> (2)..(2)
<223> X at 2 is R, A, G, N, Q, or T.

<220>
<221> VARIANT
<222> (3)..(3)
<223> X at 3 is V, A, F, I, K, L, M, Q, or S.

<220>
<221> VARIANT
<222> (4)..(4)
<223> X at 4 is R, A, I, K, L, M, P, Q, S, T, or V.

<220>
<221> VARIANT
<222> (5)..(5)
<223> X at 5 is Y, H, I, L, or V.

<220>
<221> VARIANT
<222> (7)..(7)
<223> X at 7 is V, A, F, G, K, M, N, Q, R, S, T, W, or Y.

<220>
<221> VARIANT
<222> (8)..(8)
<223> X at 8 is G, N, R, S, or T.

<220>
<221> VARIANT
<222> (12)..(12)
<223> X at 12 is Y, F, H, I, L, M, Q, or R.

<400> 462

Xaa Xaa Xaa Xaa Xaa Gly Xaa Xaa Val Pro Arg Xaa Phe Asp Pro
1 5 10 15

<210> 463
<211> 15
<212> PRT
<213> artificial

<220>
<223> Synthetic polypeptide

<400> 463

Val Arg Val Arg Tyr Gly Val Gly Val Pro Arg Tyr Phe Asp Pro
1 5 10 15

<210> 464
<211> 15
<212> PRT
<213> artificial

<220>
<223> Synthetic polypeptide

<400> 464

Ala Ala Val Arg Tyr Gly Val Gly Val Pro Arg Tyr Phe Asp Pro
1   5   10   15

<210> 465
<211> 15
<212> PRT
<213> artificial

<220>
<223> Synthetic polypeptide

<400> 465

Ala Gly Val Arg Tyr Gly Val Gly Val Pro Arg Tyr Phe Asp Pro
1   5   10   15

<210> 466
<211> 15
<212> PRT
<213> artificial

<220>
<223> Synthetic polypeptide

<400> 466

Ala Asn Val Arg Tyr Gly Val Gly Val Pro Arg Tyr Phe Asp Pro
1   5   10   15

<210> 467
<211> 15
<212> PRT
<213> artificial

<220>
<223> Synthetic polypeptide

<400> 467

Ala Gln Val Arg Tyr Gly Val Gly Val Pro Arg Tyr Phe Asp Pro
1   5   10   15

<210> 468
<211> 15
<212> PRT
<213> artificial

<220>
<223> Synthetic polypeptide

<400> 468

Ala Thr Val Arg Tyr Gly Val Gly Val Pro Arg Tyr Phe Asp Pro
1 5 10 15

<210> 469
<211> 15
<212> PRT
<213> artificial

<220>
<223> Synthetic polypeptide

<400> 469

Ala Arg Ala Arg Tyr Gly Val Gly Val Pro Arg Tyr Phe Asp Pro
1 5 10 15

<210> 470
<211> 15
<212> PRT
<213> artificial

<220>
<223> Synthetic polypeptide

<400> 470

Ala Arg Phe Arg Tyr Gly Val Gly Val Pro Arg Tyr Phe Asp Pro
1 5 10 15

<210> 471
<211> 15
<212> PRT
<213> artificial

<220>
<223> Synthetic polypeptide

<400> 471

Ala Arg Ile Arg Tyr Gly Val Gly Val Pro Arg Tyr Phe Asp Pro
1 5 10 15

<210> 472
<211> 15
<212> PRT
<213> artificial

<220>
<223> Synthetic polypeptide

<400> 472

Ala Arg Lys Arg Tyr Gly Val Gly Val Pro Arg Tyr Phe Asp Pro
1 5 10 15

<210> 473
<211> 15

<212> PRT
<213> artificial

<220>
<223> Synthetic polypeptide

<400> 473

Ala Arg Leu Arg Tyr Gly Val Gly Val Pro Arg Tyr Phe Asp Pro
1   5   10   15

<210> 474
<211> 15
<212> PRT
<213> artificial

<220>
<223> Synthetic polypeptide

<400> 474

Ala Arg Met Arg Tyr Gly Val Gly Val Pro Arg Tyr Phe Asp Pro
1   5   10   15

<210> 475
<211> 15
<212> PRT
<213> artificial

<220>
<223> Synthetic polypeptide

<400> 475

Ala Arg Gln Arg Tyr Gly Val Gly Val Pro Arg Tyr Phe Asp Pro
1   5   10   15

<210> 476
<211> 15
<212> PRT
<213> artificial

<220>
<223> Synthetic polypeptide

<400> 476

Ala Arg Ser Arg Tyr Gly Val Gly Val Pro Arg Tyr Phe Asp Pro
1   5   10   15

<210> 477
<211> 15
<212> PRT
<213> artificial

<220>
<223> Synthetic polypeptide

<400> 477

Ala Arg Val Ala Tyr Gly Val Gly Val Pro Arg Tyr Phe Asp Pro

1 5 10 15

<210> 478
<211> 15
<212> PRT
<213> artificial

<220>
<223> Synthetic polypeptide

<400> 478

Ala Arg Val Ile Tyr Gly Val Gly Val Pro Arg Tyr Phe Asp Pro
1 5 10 15

<210> 479
<211> 15
<212> PRT
<213> artificial

<220>
<223> Synthetic polypeptide

<400> 479

Ala Arg Val Lys Tyr Gly Val Gly Val Pro Arg Tyr Phe Asp Pro
1 5 10 15

<210> 480
<211> 15
<212> PRT
<213> artificial

<220>
<223> Synthetic polypeptide

<400> 480

Ala Arg Val Leu Tyr Gly Val Gly Val Pro Arg Tyr Phe Asp Pro
1 5 10 15

<210> 481
<211> 15
<212> PRT
<213> artificial

<220>
<223> Synthetic polypeptide

<400> 481

Ala Arg Val Met Tyr Gly Val Gly Val Pro Arg Tyr Phe Asp Pro
1 5 10 15

<210> 482
<211> 15
<212> PRT
<213> artificial

<220>

<223> Synthetic polypeptide

<400> 482

Ala Arg Val Pro Tyr Gly Val Gly Val Pro Arg Tyr Phe Asp Pro
1   5   10   15

<210> 483
<211> 15
<212> PRT
<213> artificial

<220>
<223> Synthetic polypeptide

<400> 483

Ala Arg Val Gln Tyr Gly Val Gly Val Pro Arg Tyr Phe Asp Pro
1   5   10   15

<210> 484
<211> 15
<212> PRT
<213> artificial

<220>
<223> Synthetic polypeptide

<400> 484

Ala Arg Val Ser Tyr Gly Val Gly Val Pro Arg Tyr Phe Asp Pro
1   5   10   15

<210> 485
<211> 15
<212> PRT
<213> artificial

<220>
<223> Synthetic polypeptide

<400> 485

Ala Arg Val Thr Tyr Gly Val Gly Val Pro Arg Tyr Phe Asp Pro
1   5   10   15

<210> 486
<211> 15
<212> PRT
<213> artificial

<220>
<223> Synthetic polypeptide

<400> 486

Ala Arg Val Val Tyr Gly Val Gly Val Pro Arg Tyr Phe Asp Pro
1   5   10   15

<210> 487

<211> 15
<212> PRT
<213> artificial

<220>
<223> Synthetic polypeptide

<400> 487

Ala Arg Val Arg His Gly Val Gly Val Pro Arg Tyr Phe Asp Pro
1   5   10   15

<210> 488
<211> 15
<212> PRT
<213> artificial

<220>
<223> Synthetic polypeptide

<400> 488

Ala Arg Val Arg Ile Gly Val Gly Val Pro Arg Tyr Phe Asp Pro
1   5   10   15

<210> 489
<211> 15
<212> PRT
<213> artificial

<220>
<223> Synthetic polypeptide

<400> 489

Ala Arg Val Arg Leu Gly Val Gly Val Pro Arg Tyr Phe Asp Pro
1   5   10   15

<210> 490
<211> 15
<212> PRT
<213> artificial

<220>
<223> Synthetic polypeptide

<400> 490

Ala Arg Val Arg Val Gly Val Gly Val Pro Arg Tyr Phe Asp Pro
1   5   10   15

<210> 491
<211> 15
<212> PRT
<213> artificial

<220>
<223> Synthetic polypeptide

<400> 491

Ala Arg Val Arg Tyr Gly Ala Gly Val Pro Arg Tyr Phe Asp Pro
1   5   10   15

<210> 492
<211> 15
<212> PRT
<213> artificial

<220>
<223> Synthetic polypeptide

<400> 492

Ala Arg Val Arg Tyr Gly Phe Gly Val Pro Arg Tyr Phe Asp Pro
1   5   10   15

<210> 493
<211> 15
<212> PRT
<213> artificial

<220>
<223> Synthetic polypeptide

<400> 493

Ala Arg Val Arg Tyr Gly Gly Gly Val Pro Arg Tyr Phe Asp Pro
1   5   10   15

<210> 494
<211> 15
<212> PRT
<213> artificial

<220>
<223> Synthetic polypeptide

<400> 494

Ala Arg Val Arg Tyr Gly Lys Gly Val Pro Arg Tyr Phe Asp Pro
1   5   10   15

<210> 495
<211> 15
<212> PRT
<213> artificial

<220>
<223> Synthetic polypeptide

<400> 495

Ala Arg Val Arg Tyr Gly Met Gly Val Pro Arg Tyr Phe Asp Pro
1   5   10   15

<210> 496
<211> 15
<212> PRT
<213> artificial

<220>
<223> Synthetic polypeptide

<400> 496

Ala Arg Val Arg Tyr Gly Asn Gly Val Pro Arg Tyr Phe Asp Pro
1   5   10   15

<210> 497
<211> 15
<212> PRT
<213> artificial

<220>
<223> Synthetic polypeptide

<400> 497

Ala Arg Val Arg Tyr Gly Gln Gly Val Pro Arg Tyr Phe Asp Pro
1   5   10   15

<210> 498
<211> 15
<212> PRT
<213> artificial

<220>
<223> Synthetic polypeptide

<400> 498

Ala Arg Val Arg Tyr Gly Arg Gly Val Pro Arg Tyr Phe Asp Pro
1   5   10   15

<210> 499
<211> 15
<212> PRT
<213> artificial

<220>
<223> Synthetic polypeptide

<400> 499

Ala Arg Val Arg Tyr Gly Ser Gly Val Pro Arg Tyr Phe Asp Pro
1   5   10   15

<210> 500
<211> 15
<212> PRT
<213> artificial

<220>
<223> Synthetic polypeptide

<400> 500

Ala Arg Val Arg Tyr Gly Thr Gly Val Pro Arg Tyr Phe Asp Pro
1   5   10   15

<210> 501
<211> 15
<212> PRT
<213> artificial

<220>
<223> Synthetic polypeptide

<400> 501

Ala Arg Val Arg Tyr Gly Trp Gly Val Pro Arg Tyr Phe Asp Pro
1   5   10   15

<210> 502
<211> 15
<212> PRT
<213> artificial

<220>
<223> Synthetic polypeptide

<400> 502

Ala Arg Val Arg Tyr Gly Tyr Gly Val Pro Arg Tyr Phe Asp Pro
1   5   10   15

<210> 503
<211> 15
<212> PRT
<213> artificial

<220>
<223> Synthetic polypeptide

<400> 503

Ala Arg Val Arg Tyr Gly Val Asn Val Pro Arg Tyr Phe Asp Pro
1   5   10   15

<210> 504
<211> 15
<212> PRT
<213> artificial

<220>
<223> Synthetic polypeptide

<400> 504

Ala Arg Val Arg Tyr Gly Val Arg Val Pro Arg Tyr Phe Asp Pro
1   5   10   15

<210> 505
<211> 15
<212> PRT
<213> artificial

<220>
<223> Synthetic polypeptide

<400> 505

Ala Arg Val Arg Tyr Gly Val Ser Val Pro Arg Tyr Phe Asp Pro
1 5 10 15

<210> 506
<211> 15
<212> PRT
<213> artificial

<220>
<223> Synthetic polypeptide

<400> 506

Ala Arg Val Arg Tyr Gly Val Thr Val Pro Arg Tyr Phe Asp Pro
1 5 10 15

<210> 507
<211> 15
<212> PRT
<213> artificial

<220>
<223> Synthetic polypeptide

<400> 507

Ala Arg Val Arg Tyr Gly Val Gly Val Pro Arg Phe Phe Asp Pro
1 5 10 15

<210> 508
<211> 15
<212> PRT
<213> artificial

<220>
<223> Synthetic polypeptide

<400> 508

Ala Arg Val Arg Tyr Gly Val Gly Val Pro Arg His Phe Asp Pro
1 5 10 15

<210> 509
<211> 15
<212> PRT
<213> artificial

<220>
<223> Synthetic polypeptide

<400> 509

Ala Arg Val Arg Tyr Gly Val Gly Val Pro Arg Ile Phe Asp Pro
1 5 10 15

<210> 510
<211> 15
<212> PRT
<213> artificial

<220>
<223> Synthetic polypeptide

<400> 510

Ala Arg Val Arg Tyr Gly Val Gly Val Pro Arg Leu Phe Asp Pro
1   5   10   15

<210> 511
<211> 15
<212> PRT
<213> artificial

<220>
<223> Synthetic polypeptide

<400> 511

Ala Arg Val Arg Tyr Gly Val Gly Val Pro Arg Met Phe Asp Pro
1   5   10   15

<210> 512
<211> 15
<212> PRT
<213> artificial

<220>
<223> Synthetic polypeptide

<400> 512

Ala Arg Val Arg Tyr Gly Val Gly Val Pro Arg Gln Phe Asp Pro
1   5   10   15

<210> 513
<211> 15
<212> PRT
<213> artificial

<220>
<223> Synthetic polypeptide

<400> 513

Ala Arg Val Arg Tyr Gly Val Gly Val Pro Arg Arg Phe Asp Pro
1   5   10   15

<210> 514
<211> 20
<212> DNA
<213> artificial

<220>
<223> Synthetic oligonucleotide

<400> 514
taagcttggc cgccatggcc   20

<210> 515

<211> 20
<212> DNA
<213> artificial

<220>
<223> Synthetic oligonucleotide

<400> 515
acccggagac agggagaggc 20

<210> 516
<211> 25
<212> DNA
<213> artificial

<220>
<223> Synthetic oligonucleotide

<400> 516
ctgtctccgg gttaagatta caagg 25

<210> 517
<211> 25
<212> DNA
<213> artificial

<220>
<223> Synthetic oligonucleotide

<400> 517
ccttgtaatc ttaacccgga gacag 25

<210> 518
<211> 452
<212> PRT
<213> artificial

<220>
<223> Synthetic polypeptide

<400> 518

Glu Leu Gln Leu Gln Glu Ser Gly Pro Gly Leu Val Lys Pro Ser Glu
1 5 10 15

Thr Leu Ser Leu Thr Cys Thr Val Ser Gly Gly Ser Ile Thr Ser Ser
20 25 30

Asn Tyr Tyr Trp Gly Trp Ile Arg Gln Pro Pro Gly Lys Gly Leu Glu
35 40 45

Trp Ile Gly Ser Ile Asp Tyr Thr Gly Ser Thr Tyr Tyr Asn Pro Ser
50 55 60

Leu Lys Ser Arg Val Thr Ile Ser Val Asp Thr Ser Lys Asn Gln Phe
65 70 75 80

```
Ser Leu Lys Leu Ser Ser Val Thr Ala Ala Asp Thr Ala Val Tyr Tyr
                85                  90                  95

Cys Ala Arg Gly Lys Tyr Tyr Glu Thr Tyr Leu Gly Phe Asp Val Trp
            100                 105                 110

Gly Gln Gly Thr Leu Val Thr Val Ser Ser Ala Ser Thr Lys Gly Pro
        115                 120                 125

Ser Val Phe Pro Leu Ala Pro Ser Ser Lys Ser Thr Ser Gly Gly Thr
    130                 135                 140

Ala Ala Leu Gly Cys Leu Val Lys Asp Tyr Phe Pro Glu Pro Val Thr
145                 150                 155                 160

Val Ser Trp Asn Ser Gly Ala Leu Thr Ser Gly Val His Thr Phe Pro
                165                 170                 175

Ala Val Leu Gln Ser Ser Gly Leu Tyr Ser Leu Ser Ser Val Val Thr
            180                 185                 190

Val Pro Ser Ser Ser Leu Gly Thr Gln Thr Tyr Ile Cys Asn Val Asn
        195                 200                 205

His Lys Pro Ser Asn Thr Lys Val Asp Lys Lys Val Glu Pro Lys Ser
    210                 215                 220

Cys Asp Lys Thr His Thr Cys Pro Pro Cys Pro Ala Pro Glu Leu Leu
225                 230                 235                 240

Gly Gly Pro Ser Val Phe Leu Phe Pro Pro Lys Pro Lys Asp Thr Leu
                245                 250                 255

Met Ile Ser Arg Thr Pro Glu Val Thr Cys Val Val Val Asp Val Ser
            260                 265                 270

His Glu Asp Pro Glu Val Lys Phe Asn Trp Tyr Val Asp Gly Val Glu
        275                 280                 285

Val His Asn Ala Lys Thr Lys Pro Arg Glu Glu Gln Tyr Gly Ser Thr
    290                 295                 300

Tyr Arg Val Val Ser Val Leu Thr Val Leu His Gln Asp Trp Leu Asn
305                 310                 315                 320

Gly Lys Glu Tyr Lys Cys Lys Val Ser Asn Lys Ala Leu Pro Ala Pro
                325                 330                 335

Ile Glu Lys Thr Ile Ser Lys Ala Lys Gly Gln Pro Arg Glu Pro Gln
```

```
            340                 345                 350

Val Tyr Thr Leu Pro Pro Ser Arg Asp Glu Leu Thr Lys Asn Gln Val
        355                 360                 365

Ser Leu Thr Cys Leu Val Lys Gly Phe Tyr Pro Ser Asp Ile Ala Val
    370                 375                 380

Glu Trp Glu Ser Asn Gly Gln Pro Glu Asn Asn Tyr Lys Thr Thr Pro
385                 390                 395                 400

Pro Val Leu Asp Ser Asp Gly Ser Phe Phe Leu Tyr Ser Lys Leu Thr
                405                 410                 415

Val Asp Lys Ser Arg Trp Gln Gln Gly Asn Val Phe Ser Cys Ser Val
            420                 425                 430

Met His Glu Ala Leu His Asn His Tyr Thr Gln Lys Ser Leu Ser Leu
        435                 440                 445

Ser Pro Gly Lys
    450
```

<210> 519
<211> 451
<212> PRT
<213> artificial

<220>
<223> Synthetic polypeptide

<400> 519

```
Glu Leu Gln Leu Gln Glu Ser Gly Pro Gly Leu Val Lys Pro Ser Glu
1               5                   10                  15

Thr Leu Ser Leu Thr Cys Thr Val Ser Gly Gly Ser Ile Thr Ser Ser
            20                  25                  30

Asn Tyr Tyr Trp Gly Trp Ile Arg Gln Pro Pro Gly Lys Gly Leu Glu
        35                  40                  45

Trp Ile Gly Ser Ile Asp Tyr Thr Gly Ser Thr Tyr Tyr Asn Pro Ser
    50                  55                  60

Leu Lys Ser Arg Val Thr Ile Ser Val Asp Thr Ser Lys Asn Gln Phe
65                  70                  75                  80

Ser Leu Lys Leu Ser Ser Val Thr Ala Ala Asp Thr Ala Val Tyr Tyr
                85                  90                  95
```

```
Cys Ala Arg Gly Lys Tyr Tyr Glu Thr Tyr Leu Gly Phe Asp Val Trp
            100                 105                 110


Gly Gln Gly Thr Leu Val Thr Val Ser Ser Ala Ser Thr Lys Gly Pro
        115                 120                 125


Ser Val Phe Pro Leu Ala Pro Ser Ser Lys Ser Thr Ser Gly Gly Thr
    130                 135                 140


Ala Ala Leu Gly Cys Leu Val Lys Asp Tyr Phe Pro Glu Pro Val Thr
145                 150                 155                 160


Val Ser Trp Asn Ser Gly Ala Leu Thr Ser Gly Val His Thr Phe Pro
                165                 170                 175


Ala Val Leu Gln Ser Ser Gly Leu Tyr Ser Leu Ser Ser Val Val Thr
            180                 185                 190


Val Pro Ser Ser Ser Leu Gly Thr Gln Thr Tyr Ile Cys Asn Val Asn
        195                 200                 205


His Lys Pro Ser Asn Thr Lys Val Asp Lys Lys Val Glu Pro Lys Ser
    210                 215                 220


Cys Asp Lys Thr His Thr Cys Pro Pro Cys Pro Ala Pro Glu Leu Leu
225                 230                 235                 240


Gly Gly Pro Ser Val Phe Leu Phe Pro Pro Lys Pro Lys Asp Thr Leu
                245                 250                 255


Tyr Ile Thr Arg Glu Pro Glu Val Thr Cys Val Val Val Asp Val Ser
            260                 265                 270


His Glu Asp Pro Glu Val Lys Phe Asn Trp Tyr Val Asp Gly Val Glu
        275                 280                 285


Val His Asn Ala Lys Thr Lys Pro Arg Glu Glu Gln Tyr Gly Ser Thr
    290                 295                 300


Tyr Arg Val Val Ser Val Leu Thr Val Leu His Gln Asp Trp Leu Asn
305                 310                 315                 320


Gly Lys Glu Tyr Lys Cys Lys Val Ser Asn Lys Ala Leu Pro Ala Pro
                325                 330                 335


Ile Glu Lys Thr Ile Ser Lys Ala Lys Gly Gln Pro Arg Glu Pro Gln
            340                 345                 350


Val Tyr Thr Leu Pro Pro Ser Arg Asp Glu Leu Thr Lys Asn Gln Val
```

```
        355                 360                 365

Ser Leu Thr Cys Leu Val Lys Gly Phe Tyr Pro Ser Asp Ile Ala Val
    370                 375                 380

Glu Trp Glu Ser Asn Gly Gln Pro Glu Asn Asn Tyr Lys Thr Thr Pro
385                 390                 395                 400

Pro Val Leu Asp Ser Asp Gly Ser Phe Phe Leu Tyr Ser Lys Leu Thr
                405                 410                 415

Val Asp Lys Ser Arg Trp Gln Gln Gly Asn Val Phe Ser Cys Ser Val
            420                 425                 430

Met His Glu Ala Leu His Asn His Tyr Thr Gln Lys Ser Leu Ser Leu
        435                 440                 445

Ser Pro Gly
    450


<210>  520
<211>  452
<212>  PRT
<213>  artificial

<220>
<223>  Synthetic polypeptide

<400>  520

Glu Leu Gln Leu Gln Glu Ser Gly Pro Gly Leu Val Lys Pro Ser Glu
1               5                   10                  15

Thr Leu Ser Leu Thr Cys Thr Val Ser Gly Gly Ser Ile Thr Ser Ser
            20                  25                  30

Asn Tyr Tyr Trp Gly Trp Ile Arg Gln Pro Pro Gly Lys Gly Leu Glu
        35                  40                  45

Trp Ile Gly Ser Ile Asp Tyr Thr Gly Ser Thr Tyr Tyr Asn Pro Ser
    50                  55                  60

Leu Lys Ser Arg Val Thr Ile Ser Val Asp Thr Ser Lys Asn Gln Phe
65                  70                  75                  80

Ser Leu Lys Leu Ser Ser Val Thr Ala Ala Asp Thr Ala Val Tyr Tyr
                85                  90                  95

Cys Ala Arg Gly Lys Tyr Tyr Glu Thr Tyr Leu Gly Phe Asp Val Trp
            100                 105                 110
```

```
Gly Gln Gly Thr Leu Val Thr Val Ser Ser Ala Ser Thr Lys Gly Pro
        115                 120                 125


Ser Val Phe Pro Leu Ala Pro Ser Ser Lys Ser Thr Ser Gly Gly Thr
    130                 135                 140


Ala Ala Leu Gly Cys Leu Val Lys Asp Tyr Phe Pro Glu Pro Val Thr
145                 150                 155                 160


Val Ser Trp Asn Ser Gly Ala Leu Thr Ser Gly Val His Thr Phe Pro
                165                 170                 175


Ala Val Leu Gln Ser Ser Gly Leu Tyr Ser Leu Ser Ser Val Val Thr
            180                 185                 190


Val Pro Ser Ser Ser Leu Gly Thr Gln Thr Tyr Ile Cys Asn Val Asn
        195                 200                 205


His Lys Pro Ser Asn Thr Lys Val Asp Lys Lys Val Glu Pro Lys Ser
    210                 215                 220


Cys Asp Lys Thr His Thr Cys Pro Pro Cys Pro Ala Pro Glu Leu Leu
225                 230                 235                 240


Gly Gly Pro Ser Val Phe Leu Phe Pro Pro Lys Pro Lys Asp Thr Leu
                245                 250                 255


Tyr Ile Thr Arg Glu Pro Glu Val Thr Cys Val Val Val Asp Val Ser
            260                 265                 270


His Glu Asp Pro Glu Val Lys Phe Asn Trp Tyr Val Asp Gly Val Glu
        275                 280                 285


Val His Asn Ala Lys Thr Lys Pro Arg Glu Glu Gln Tyr Gly Ser Thr
    290                 295                 300


Tyr Arg Val Val Ser Val Leu Thr Val Leu His Gln Asp Trp Leu Asn
305                 310                 315                 320


Gly Lys Glu Tyr Lys Cys Lys Val Ser Asn Lys Ala Leu Pro Ala Pro
                325                 330                 335


Ile Glu Lys Thr Ile Ser Lys Ala Lys Gly Gln Pro Arg Glu Pro Gln
            340                 345                 350


Val Tyr Thr Leu Pro Pro Ser Arg Asp Glu Leu Thr Lys Asn Gln Val
        355                 360                 365


Ser Leu Thr Cys Leu Val Lys Gly Phe Tyr Pro Ser Asp Ile Ala Val
```

370 375 380

Glu Trp Glu Ser Asn Gly Gln Pro Glu Asn Asn Tyr Lys Thr Thr Pro
385 390 395 400

Pro Val Leu Asp Ser Asp Gly Ser Phe Phe Leu Tyr Ser Lys Leu Thr
405 410 415

Val Asp Lys Ser Arg Trp Gln Gln Gly Asn Val Phe Ser Cys Ser Val
420 425 430

Met His Glu Ala Leu His Asn His Tyr Thr Gln Lys Ser Leu Ser Leu
435 440 445

Ser Pro Gly Lys
450

<210> 521
<211> 452
<212> PRT
<213> artificial

<220>
<223> Synthetic polypeptide

<400> 521

Glu Leu Gln Leu Gln Glu Ser Gly Pro Gly Leu Val Lys Pro Ser Glu
1 5 10 15

Thr Leu Ser Leu Thr Cys Thr Val Ser Gly Gly Ser Ile Thr Ser Ser
20 25 30

Asn Tyr Tyr Trp Gly Trp Ile Arg Gln Pro Pro Gly Lys Gly Leu Glu
35 40 45

Trp Ile Gly Ser Ile Asp Tyr Thr Gly Ser Thr Tyr Tyr Asn Pro Ser
50 55 60

Leu Lys Ser Arg Val Thr Ile Ser Val Asp Thr Ser Lys Asn Gln Phe
65 70 75 80

Ser Leu Lys Leu Ser Ser Val Thr Ala Ala Asp Thr Ala Val Tyr Tyr
85 90 95

Cys Ala Arg Gly Lys Tyr Tyr Glu Thr Tyr Leu Gly Phe Asp Val Trp
100 105 110

Gly Gln Gly Thr Leu Val Thr Val Ser Ser Ala Ser Thr Lys Gly Pro
115 120 125

```
Ser Val Phe Pro Leu Ala Pro Ser Ser Lys Ser Thr Ser Gly Gly Thr
    130                 135                 140

Ala Ala Leu Gly Cys Leu Val Lys Asp Tyr Phe Pro Glu Pro Val Thr
145                 150                 155                 160

Val Ser Trp Asn Ser Gly Ala Leu Thr Ser Gly Val His Thr Phe Pro
                165                 170                 175

Ala Val Leu Gln Ser Ser Gly Leu Tyr Ser Leu Ser Ser Val Val Thr
            180                 185                 190

Val Pro Ser Ser Ser Leu Gly Thr Gln Thr Tyr Ile Cys Asn Val Asn
        195                 200                 205

His Lys Pro Ser Asn Thr Lys Val Asp Lys Lys Val Glu Pro Lys Ser
    210                 215                 220

Cys Asp Lys Thr His Thr Cys Pro Pro Cys Pro Ala Pro Glu Leu Leu
225                 230                 235                 240

Gly Gly Pro Ser Val Phe Leu Phe Pro Pro Lys Pro Lys Asp Thr Leu
                245                 250                 255

Met Ile Ser Arg Thr Pro Glu Val Thr Cys Val Val Val Asp Val Ser
            260                 265                 270

His Glu Asp Pro Glu Val Lys Phe Asn Trp Tyr Val Asp Gly Val Glu
        275                 280                 285

Val His Asn Ala Lys Thr Lys Pro Arg Glu Glu Gln Tyr Gly Ser Thr
    290                 295                 300

Tyr Arg Val Val Ser Val Leu Thr Val Leu His Gln Asp Trp Leu Asn
305                 310                 315                 320

Gly Lys Glu Tyr Lys Cys Lys Val Ser Asn Lys Ala Leu Pro Ala Pro
                325                 330                 335

Ile Glu Lys Thr Ile Ser Lys Ala Lys Gly Gln Pro Arg Glu Pro Gln
            340                 345                 350

Val Tyr Thr Leu Pro Pro Ser Arg Asp Glu Leu Thr Lys Asn Gln Val
        355                 360                 365

Ser Leu Trp Cys Leu Val Lys Gly Phe Tyr Pro Ser Asp Ile Ala Val
    370                 375                 380

Glu Trp Glu Ser Asn Gly Gln Pro Glu Asn Asn Tyr Lys Thr Thr Pro
```

385 390 395 400

Pro Val Leu Asp Ser Asp Gly Ser Phe Phe Leu Tyr Ser Lys Leu Thr
405 410 415

Val Asp Lys Ser Arg Trp Gln Gln Gly Asn Val Phe Ser Cys Ser Val
420 425 430

Met His Glu Ala Leu His Asn His Tyr Thr Gln Lys Ser Leu Ser Leu
435 440 445

Ser Pro Gly Lys
450

<210> 522
<211> 451
<212> PRT
<213> artificial

<220>
<223> Synthetic polypeptide

<400> 522

Glu Leu Gln Leu Gln Glu Ser Gly Pro Gly Leu Val Lys Pro Ser Glu
1 5 10 15

Thr Leu Ser Leu Thr Cys Thr Val Ser Gly Gly Ser Ile Thr Ser Ser
20 25 30

Asn Tyr Tyr Trp Gly Trp Ile Arg Gln Pro Pro Gly Lys Gly Leu Glu
35 40 45

Trp Ile Gly Ser Ile Asp Tyr Thr Gly Ser Thr Tyr Tyr Asn Pro Ser
50 55 60

Leu Lys Ser Arg Val Thr Ile Ser Val Asp Thr Ser Lys Asn Gln Phe
65 70 75 80

Ser Leu Lys Leu Ser Ser Val Thr Ala Ala Asp Thr Ala Val Tyr Tyr
85 90 95

Cys Ala Arg Gly Lys Tyr Tyr Glu Thr Tyr Leu Gly Phe Asp Val Trp
100 105 110

Gly Gln Gly Thr Leu Val Thr Val Ser Ser Ala Ser Thr Lys Gly Pro
115 120 125

Ser Val Phe Pro Leu Ala Pro Ser Ser Lys Ser Thr Ser Gly Gly Thr
130 135 140

```
Ala Ala Leu Gly Cys Leu Val Lys Asp Tyr Phe Pro Glu Pro Val Thr
145                 150                 155                 160

Val Ser Trp Asn Ser Gly Ala Leu Thr Ser Gly Val His Thr Phe Pro
                165                 170                 175

Ala Val Leu Gln Ser Ser Gly Leu Tyr Ser Leu Ser Ser Val Val Thr
            180                 185                 190

Val Pro Ser Ser Ser Leu Gly Thr Gln Thr Tyr Ile Cys Asn Val Asn
        195                 200                 205

His Lys Pro Ser Asn Thr Lys Val Asp Lys Lys Val Glu Pro Lys Ser
    210                 215                 220

Cys Asp Lys Thr His Thr Cys Pro Pro Cys Pro Ala Pro Glu Leu Leu
225                 230                 235                 240

Gly Gly Pro Ser Val Phe Leu Phe Pro Pro Lys Pro Lys Asp Thr Leu
                245                 250                 255

Tyr Ile Thr Arg Glu Pro Glu Val Thr Cys Val Val Val Asp Val Ser
            260                 265                 270

His Glu Asp Pro Glu Val Lys Phe Asn Trp Tyr Val Asp Gly Val Glu
        275                 280                 285

Val His Asn Ala Lys Thr Lys Pro Arg Glu Glu Gln Tyr Gly Ser Thr
    290                 295                 300

Tyr Arg Val Val Ser Val Leu Thr Val Leu His Gln Asp Trp Leu Asn
305                 310                 315                 320

Gly Lys Glu Tyr Lys Cys Lys Val Ser Asn Lys Ala Leu Pro Ala Pro
                325                 330                 335

Ile Glu Lys Thr Ile Ser Lys Ala Lys Gly Gln Pro Arg Glu Pro Gln
            340                 345                 350

Val Tyr Thr Leu Pro Pro Ser Arg Asp Glu Leu Thr Lys Asn Gln Val
        355                 360                 365

Ser Leu Trp Cys Leu Val Lys Gly Phe Tyr Pro Ser Asp Ile Ala Val
    370                 375                 380

Glu Trp Glu Ser Asn Gly Gln Pro Glu Asn Asn Tyr Lys Thr Thr Pro
385                 390                 395                 400

Pro Val Leu Asp Ser Asp Gly Ser Phe Phe Leu Tyr Ser Lys Leu Thr
```

405 410 415

Val Asp Lys Ser Arg Trp Gln Gln Gly Asn Val Phe Ser Cys Ser Val
420 425 430

Met His Glu Ala Leu His Asn His Tyr Thr Gln Lys Ser Leu Ser Leu
435 440 445

Ser Pro Gly
450

<210> 523
<211> 452
<212> PRT
<213> artificial

<220>
<223> Synthetic polypeptide

<400> 523

Glu Leu Gln Leu Gln Glu Ser Gly Pro Gly Leu Val Lys Pro Ser Glu
1 5 10 15

Thr Leu Ser Leu Thr Cys Thr Val Ser Gly Gly Ser Ile Thr Ser Ser
20 25 30

Asn Tyr Tyr Trp Gly Trp Ile Arg Gln Pro Pro Gly Lys Gly Leu Glu
35 40 45

Trp Ile Gly Ser Ile Asp Tyr Thr Gly Ser Thr Tyr Tyr Asn Pro Ser
50 55 60

Leu Lys Ser Arg Val Thr Ile Ser Val Asp Thr Ser Lys Asn Gln Phe
65 70 75 80

Ser Leu Lys Leu Ser Ser Val Thr Ala Ala Asp Thr Ala Val Tyr Tyr
85 90 95

Cys Ala Arg Gly Lys Tyr Tyr Glu Thr Tyr Leu Gly Phe Asp Val Trp
100 105 110

Gly Gln Gly Thr Leu Val Thr Val Ser Ser Ala Ser Thr Lys Gly Pro
115 120 125

Ser Val Phe Pro Leu Ala Pro Ser Ser Lys Ser Thr Ser Gly Gly Thr
130 135 140

Ala Ala Leu Gly Cys Leu Val Lys Asp Tyr Phe Pro Glu Pro Val Thr
145 150 155 160

```
Val Ser Trp Asn Ser Gly Ala Leu Thr Ser Gly Val His Thr Phe Pro
                165                 170                 175

Ala Val Leu Gln Ser Ser Gly Leu Tyr Ser Leu Ser Ser Val Val Thr
            180                 185                 190

Val Pro Ser Ser Ser Leu Gly Thr Gln Thr Tyr Ile Cys Asn Val Asn
        195                 200                 205

His Lys Pro Ser Asn Thr Lys Val Asp Lys Lys Val Glu Pro Lys Ser
    210                 215                 220

Cys Asp Lys Thr His Thr Cys Pro Pro Cys Pro Ala Pro Glu Leu Leu
225                 230                 235                 240

Gly Gly Pro Ser Val Phe Leu Phe Pro Pro Lys Pro Lys Asp Thr Leu
                245                 250                 255

Tyr Ile Thr Arg Glu Pro Glu Val Thr Cys Val Val Val Asp Val Ser
            260                 265                 270

His Glu Asp Pro Glu Val Lys Phe Asn Trp Tyr Val Asp Gly Val Glu
        275                 280                 285

Val His Asn Ala Lys Thr Lys Pro Arg Glu Glu Gln Tyr Gly Ser Thr
    290                 295                 300

Tyr Arg Val Val Ser Val Leu Thr Val Leu His Gln Asp Trp Leu Asn
305                 310                 315                 320

Gly Lys Glu Tyr Lys Cys Lys Val Ser Asn Lys Ala Leu Pro Ala Pro
                325                 330                 335

Ile Glu Lys Thr Ile Ser Lys Ala Lys Gly Gln Pro Arg Glu Pro Gln
            340                 345                 350

Val Tyr Thr Leu Pro Pro Ser Arg Asp Glu Leu Thr Lys Asn Gln Val
        355                 360                 365

Ser Leu Trp Cys Leu Val Lys Gly Phe Tyr Pro Ser Asp Ile Ala Val
    370                 375                 380

Glu Trp Glu Ser Asn Gly Gln Pro Glu Asn Asn Tyr Lys Thr Thr Pro
385                 390                 395                 400

Pro Val Leu Asp Ser Asp Gly Ser Phe Phe Leu Tyr Ser Lys Leu Thr
                405                 410                 415

Val Asp Lys Ser Arg Trp Gln Gln Gly Asn Val Phe Ser Cys Ser Val
```

420 425 430

Met His Glu Ala Leu His Asn His Tyr Thr Gln Lys Ser Leu Ser Leu
435 440 445

Ser Pro Gly Lys
450

<210> 524
<211> 452
<212> PRT
<213> artificial

<220>
<223> Synthetic polypeptide

<400> 524

Glu Leu Gln Leu Gln Glu Ser Gly Pro Gly Leu Val Lys Pro Ser Glu
1 5 10 15

Thr Leu Ser Leu Thr Cys Thr Val Ser Gly Gly Ser Ile Thr Ser Ser
20 25 30

Asn Tyr Tyr Trp Gly Trp Ile Arg Gln Pro Pro Gly Lys Gly Leu Glu
35 40 45

Trp Ile Gly Ser Ile Asp Tyr Thr Gly Ser Thr Tyr Tyr Asn Pro Ser
50 55 60

Leu Lys Ser Arg Val Thr Ile Ser Val Asp Thr Ser Lys Asn Gln Phe
65 70 75 80

Ser Leu Lys Leu Ser Ser Val Thr Ala Ala Asp Thr Ala Val Tyr Tyr
85 90 95

Cys Ala Arg Gly Lys Tyr Tyr Glu Thr Tyr Leu Gly Phe Asp Val Trp
100 105 110

Gly Gln Gly Thr Leu Val Thr Val Ser Ser Ala Ser Thr Lys Gly Pro
115 120 125

Ser Val Phe Pro Leu Ala Pro Ser Ser Lys Ser Thr Ser Gly Gly Thr
130 135 140

Ala Ala Leu Gly Cys Leu Val Lys Asp Tyr Phe Pro Glu Pro Val Thr
145 150 155 160

Val Ser Trp Asn Ser Gly Ala Leu Thr Ser Gly Val His Thr Phe Pro
165 170 175

```
Ala Val Leu Gln Ser Ser Gly Leu Tyr Ser Leu Ser Ser Val Val Thr
            180                 185                 190

Val Pro Ser Ser Ser Leu Gly Thr Gln Thr Tyr Ile Cys Asn Val Asn
        195                 200                 205

His Lys Pro Ser Asn Thr Lys Val Asp Lys Lys Val Glu Pro Lys Ser
    210                 215                 220

Cys Asp Lys Thr His Thr Cys Pro Pro Cys Pro Ala Pro Glu Leu Leu
225                 230                 235                 240

Gly Gly Pro Ser Val Phe Leu Phe Pro Pro Lys Pro Lys Asp Thr Leu
                245                 250                 255

Met Ile Ser Arg Thr Pro Glu Val Thr Cys Val Val Val Asp Val Ser
            260                 265                 270

His Glu Asp Pro Glu Val Lys Phe Asn Trp Tyr Val Asp Gly Val Glu
        275                 280                 285

Val His Asn Ala Lys Thr Lys Pro Arg Glu Glu Gln Tyr Gly Ser Thr
    290                 295                 300

Tyr Arg Val Val Ser Val Leu Thr Val Leu His Gln Asp Trp Leu Asn
305                 310                 315                 320

Gly Lys Glu Tyr Lys Cys Lys Val Ser Asn Lys Ala Leu Pro Ala Pro
                325                 330                 335

Ile Glu Lys Thr Ile Ser Lys Ala Lys Gly Gln Pro Arg Glu Pro Gln
            340                 345                 350

Val Tyr Thr Leu Pro Pro Ser Arg Asp Glu Leu Thr Lys Asn Gln Val
        355                 360                 365

Ser Leu Ser Cys Ala Val Lys Gly Phe Tyr Pro Ser Asp Ile Ala Val
    370                 375                 380

Glu Trp Glu Ser Asn Gly Gln Pro Glu Asn Asn Tyr Lys Thr Thr Pro
385                 390                 395                 400

Pro Val Leu Asp Ser Asp Gly Ser Phe Phe Leu Val Ser Lys Leu Thr
                405                 410                 415

Val Asp Lys Ser Arg Trp Gln Gln Gly Asn Val Phe Ser Cys Ser Val
            420                 425                 430

Met His Glu Ala Leu His Asn His Tyr Thr Gln Lys Ser Leu Ser Leu
```

435 440 445

Ser Pro Gly Lys
450

<210> 525
<211> 451
<212> PRT
<213> artificial

<220>
<223> Synthetic polypeptide

<400> 525

Glu Leu Gln Leu Gln Glu Ser Gly Pro Gly Leu Val Lys Pro Ser Glu
1 5 10 15

Thr Leu Ser Leu Thr Cys Thr Val Ser Gly Gly Ser Ile Thr Ser Ser
20 25 30

Asn Tyr Tyr Trp Gly Trp Ile Arg Gln Pro Pro Gly Lys Gly Leu Glu
35 40 45

Trp Ile Gly Ser Ile Asp Tyr Thr Gly Ser Thr Tyr Tyr Asn Pro Ser
50 55 60

Leu Lys Ser Arg Val Thr Ile Ser Val Asp Thr Ser Lys Asn Gln Phe
65 70 75 80

Ser Leu Lys Leu Ser Ser Val Thr Ala Ala Asp Thr Ala Val Tyr Tyr
85 90 95

Cys Ala Arg Gly Lys Tyr Tyr Glu Thr Tyr Leu Gly Phe Asp Val Trp
100 105 110

Gly Gln Gly Thr Leu Val Thr Val Ser Ser Ala Ser Thr Lys Gly Pro
115 120 125

Ser Val Phe Pro Leu Ala Pro Ser Ser Lys Ser Thr Ser Gly Gly Thr
130 135 140

Ala Ala Leu Gly Cys Leu Val Lys Asp Tyr Phe Pro Glu Pro Val Thr
145 150 155 160

Val Ser Trp Asn Ser Gly Ala Leu Thr Ser Gly Val His Thr Phe Pro
165 170 175

Ala Val Leu Gln Ser Ser Gly Leu Tyr Ser Leu Ser Ser Val Val Thr
180 185 190

```
Val Pro Ser Ser Ser Leu Gly Thr Gln Thr Tyr Ile Cys Asn Val Asn
        195                 200                 205

His Lys Pro Ser Asn Thr Lys Val Asp Lys Lys Val Glu Pro Lys Ser
    210                 215                 220

Cys Asp Lys Thr His Thr Cys Pro Pro Cys Pro Ala Pro Glu Leu Leu
225                 230                 235                 240

Gly Gly Pro Ser Val Phe Leu Phe Pro Pro Lys Pro Lys Asp Thr Leu
                245                 250                 255

Tyr Ile Thr Arg Glu Pro Glu Val Thr Cys Val Val Val Asp Val Ser
            260                 265                 270

His Glu Asp Pro Glu Val Lys Phe Asn Trp Tyr Val Asp Gly Val Glu
        275                 280                 285

Val His Asn Ala Lys Thr Lys Pro Arg Glu Glu Gln Tyr Gly Ser Thr
    290                 295                 300

Tyr Arg Val Val Ser Val Leu Thr Val Leu His Gln Asp Trp Leu Asn
305                 310                 315                 320

Gly Lys Glu Tyr Lys Cys Lys Val Ser Asn Lys Ala Leu Pro Ala Pro
                325                 330                 335

Ile Glu Lys Thr Ile Ser Lys Ala Lys Gly Gln Pro Arg Glu Pro Gln
            340                 345                 350

Val Tyr Thr Leu Pro Pro Ser Arg Asp Glu Leu Thr Lys Asn Gln Val
        355                 360                 365

Ser Leu Ser Cys Ala Val Lys Gly Phe Tyr Pro Ser Asp Ile Ala Val
    370                 375                 380

Glu Trp Glu Ser Asn Gly Gln Pro Glu Asn Asn Tyr Lys Thr Thr Pro
385                 390                 395                 400

Pro Val Leu Asp Ser Asp Gly Ser Phe Phe Leu Val Ser Lys Leu Thr
                405                 410                 415

Val Asp Lys Ser Arg Trp Gln Gln Gly Asn Val Phe Ser Cys Ser Val
            420                 425                 430

Met His Glu Ala Leu His Asn His Tyr Thr Gln Lys Ser Leu Ser Leu
        435                 440                 445

Ser Pro Gly
```

450

<210> 526
<211> 452
<212> PRT
<213> artificial

<220>
<223> Synthetic polypeptide

<400> 526

Glu Leu Gln Leu Gln Glu Ser Gly Pro Gly Leu Val Lys Pro Ser Glu
1 5 10 15

Thr Leu Ser Leu Thr Cys Thr Val Ser Gly Gly Ser Ile Thr Ser Ser
20 25 30

Asn Tyr Tyr Trp Gly Trp Ile Arg Gln Pro Pro Gly Lys Gly Leu Glu
35 40 45

Trp Ile Gly Ser Ile Asp Tyr Thr Gly Ser Thr Tyr Tyr Asn Pro Ser
50 55 60

Leu Lys Ser Arg Val Thr Ile Ser Val Asp Thr Ser Lys Asn Gln Phe
65 70 75 80

Ser Leu Lys Leu Ser Ser Val Thr Ala Ala Asp Thr Ala Val Tyr Tyr
85 90 95

Cys Ala Arg Gly Lys Tyr Tyr Glu Thr Tyr Leu Gly Phe Asp Val Trp
100 105 110

Gly Gln Gly Thr Leu Val Thr Val Ser Ser Ala Ser Thr Lys Gly Pro
115 120 125

Ser Val Phe Pro Leu Ala Pro Ser Ser Lys Ser Thr Ser Gly Gly Thr
130 135 140

Ala Ala Leu Gly Cys Leu Val Lys Asp Tyr Phe Pro Glu Pro Val Thr
145 150 155 160

Val Ser Trp Asn Ser Gly Ala Leu Thr Ser Gly Val His Thr Phe Pro
165 170 175

Ala Val Leu Gln Ser Ser Gly Leu Tyr Ser Leu Ser Ser Val Val Thr
180 185 190

Val Pro Ser Ser Ser Leu Gly Thr Gln Thr Tyr Ile Cys Asn Val Asn
195 200 205

```
His Lys Pro Ser Asn Thr Lys Val Asp Lys Lys Val Glu Pro Lys Ser
    210                 215                 220

Cys Asp Lys Thr His Thr Cys Pro Pro Cys Pro Ala Pro Glu Leu Leu
225                 230                 235                 240

Gly Gly Pro Ser Val Phe Leu Phe Pro Pro Lys Pro Lys Asp Thr Leu
                245                 250                 255

Tyr Ile Thr Arg Glu Pro Glu Val Thr Cys Val Val Val Asp Val Ser
            260                 265                 270

His Glu Asp Pro Glu Val Lys Phe Asn Trp Tyr Val Asp Gly Val Glu
        275                 280                 285

Val His Asn Ala Lys Thr Lys Pro Arg Glu Glu Gln Tyr Gly Ser Thr
    290                 295                 300

Tyr Arg Val Val Ser Val Leu Thr Val Leu His Gln Asp Trp Leu Asn
305                 310                 315                 320

Gly Lys Glu Tyr Lys Cys Lys Val Ser Asn Lys Ala Leu Pro Ala Pro
                325                 330                 335

Ile Glu Lys Thr Ile Ser Lys Ala Lys Gly Gln Pro Arg Glu Pro Gln
            340                 345                 350

Val Tyr Thr Leu Pro Pro Ser Arg Asp Glu Leu Thr Lys Asn Gln Val
        355                 360                 365

Ser Leu Ser Cys Ala Val Lys Gly Phe Tyr Pro Ser Asp Ile Ala Val
    370                 375                 380

Glu Trp Glu Ser Asn Gly Gln Pro Glu Asn Asn Tyr Lys Thr Thr Pro
385                 390                 395                 400

Pro Val Leu Asp Ser Asp Gly Ser Phe Phe Leu Val Ser Lys Leu Thr
                405                 410                 415

Val Asp Lys Ser Arg Trp Gln Gln Gly Asn Val Phe Ser Cys Ser Val
            420                 425                 430

Met His Glu Ala Leu His Asn His Tyr Thr Gln Lys Ser Leu Ser Leu
        435                 440                 445

Ser Pro Gly Lys
    450
```

<210> 527

<211> 452
<212> PRT
<213> artificial

<220>
<223> Synthetic polypeptide

<400> 527

```
Glu Leu Gln Leu Gln Glu Ser Gly Pro Gly Leu Val Lys Pro Ser Glu
1               5                  10                  15


Thr Leu Ser Leu Thr Cys Thr Val Ser Gly Gly Ser Ile Thr Ser Thr
            20                  25                  30


Asn Tyr Tyr Trp Gly Trp Ile Arg Gln Pro Pro Gly Lys Gly Leu Glu
        35                  40                  45


Trp Ile Gly Asn Ile Asp Tyr Thr Gly Ser Thr Tyr Tyr Asn Ala Ser
    50                  55                  60


Leu Lys Ser Arg Val Thr Ile Ser Val Asp Thr Ser Lys Asn Gln Phe
65                  70                  75                  80


Ser Leu Lys Leu Ser Ser Val Thr Ala Ala Asp Thr Ala Val Tyr Tyr
                85                  90                  95


Cys Ala Thr Gly Lys Tyr Tyr Glu Thr Tyr Leu Gly Phe Asp Val Trp
            100                 105                 110


Gly Gln Gly Thr Leu Val Thr Val Ser Ser Ala Ser Thr Lys Gly Pro
        115                 120                 125


Ser Val Phe Pro Leu Ala Pro Ser Ser Lys Ser Thr Ser Gly Gly Thr
    130                 135                 140


Ala Ala Leu Gly Cys Leu Val Lys Asp Tyr Phe Pro Glu Pro Val Thr
145                 150                 155                 160


Val Ser Trp Asn Ser Gly Ala Leu Thr Ser Gly Val His Thr Phe Pro
                165                 170                 175


Ala Val Leu Gln Ser Ser Gly Leu Tyr Ser Leu Ser Ser Val Val Thr
            180                 185                 190


Val Pro Ser Ser Ser Leu Gly Thr Gln Thr Tyr Ile Cys Asn Val Asn
        195                 200                 205


His Lys Pro Ser Asn Thr Lys Val Asp Lys Lys Val Glu Pro Lys Ser
    210                 215                 220
```

```
Cys Asp Lys Thr His Thr Cys Pro Pro Cys Pro Ala Pro Glu Leu Leu
225                 230                 235                 240

Gly Gly Pro Ser Val Phe Leu Phe Pro Pro Lys Pro Lys Asp Thr Leu
                245                 250                 255

Met Ile Ser Arg Thr Pro Glu Val Thr Cys Val Val Val Asp Val Ser
            260                 265                 270

His Glu Asp Pro Glu Val Lys Phe Asn Trp Tyr Val Asp Gly Val Glu
        275                 280                 285

Val His Asn Ala Lys Thr Lys Pro Arg Glu Glu Gln Tyr Gly Ser Thr
    290                 295                 300

Tyr Arg Val Val Ser Val Leu Thr Val Leu His Gln Asp Trp Leu Asn
305                 310                 315                 320

Gly Lys Glu Tyr Lys Cys Lys Val Ser Asn Lys Ala Leu Pro Ala Pro
                325                 330                 335

Ile Glu Lys Thr Ile Ser Lys Ala Lys Gly Gln Pro Arg Glu Pro Gln
            340                 345                 350

Val Tyr Thr Leu Pro Pro Ser Arg Asp Glu Leu Thr Lys Asn Gln Val
        355                 360                 365

Ser Leu Thr Cys Leu Val Lys Gly Phe Tyr Pro Ser Asp Ile Ala Val
    370                 375                 380

Glu Trp Glu Ser Asn Gly Gln Pro Glu Asn Asn Tyr Lys Thr Thr Pro
385                 390                 395                 400

Pro Val Leu Asp Ser Asp Gly Ser Phe Phe Leu Tyr Ser Lys Leu Thr
                405                 410                 415

Val Asp Lys Ser Arg Trp Gln Gln Gly Asn Val Phe Ser Cys Ser Val
            420                 425                 430

Met His Glu Ala Leu His Asn His Tyr Thr Gln Lys Ser Leu Ser Leu
        435                 440                 445

Ser Pro Gly Lys
    450
```

<210> 528
<211> 451
<212> PRT
<213> artificial

<220>
<223> Synthetic polypeptide

<400> 528

```
Glu Leu Gln Leu Gln Glu Ser Gly Pro Gly Leu Val Lys Pro Ser Glu
1               5                   10                  15


Thr Leu Ser Leu Thr Cys Thr Val Ser Gly Gly Ser Ile Thr Ser Thr
            20                  25                  30


Asn Tyr Tyr Trp Gly Trp Ile Arg Gln Pro Pro Gly Lys Gly Leu Glu
        35                  40                  45


Trp Ile Gly Asn Ile Asp Tyr Thr Gly Ser Thr Tyr Tyr Asn Ala Ser
    50                  55                  60


Leu Lys Ser Arg Val Thr Ile Ser Val Asp Thr Ser Lys Asn Gln Phe
65                  70                  75                  80


Ser Leu Lys Leu Ser Ser Val Thr Ala Ala Asp Thr Ala Val Tyr Tyr
                85                  90                  95


Cys Ala Thr Gly Lys Tyr Tyr Glu Thr Tyr Leu Gly Phe Asp Val Trp
            100                 105                 110


Gly Gln Gly Thr Leu Val Thr Val Ser Ser Ala Ser Thr Lys Gly Pro
        115                 120                 125


Ser Val Phe Pro Leu Ala Pro Ser Ser Lys Ser Thr Ser Gly Gly Thr
    130                 135                 140


Ala Ala Leu Gly Cys Leu Val Lys Asp Tyr Phe Pro Glu Pro Val Thr
145                 150                 155                 160


Val Ser Trp Asn Ser Gly Ala Leu Thr Ser Gly Val His Thr Phe Pro
                165                 170                 175


Ala Val Leu Gln Ser Ser Gly Leu Tyr Ser Leu Ser Ser Val Val Thr
            180                 185                 190


Val Pro Ser Ser Ser Leu Gly Thr Gln Thr Tyr Ile Cys Asn Val Asn
        195                 200                 205


His Lys Pro Ser Asn Thr Lys Val Asp Lys Lys Val Glu Pro Lys Ser
    210                 215                 220


Cys Asp Lys Thr His Thr Cys Pro Pro Cys Pro Ala Pro Glu Leu Leu
225                 230                 235                 240
```

```
Gly Gly Pro Ser Val Phe Leu Phe Pro Pro Lys Pro Lys Asp Thr Leu
                245                 250                 255

Tyr Ile Thr Arg Glu Pro Glu Val Thr Cys Val Val Val Asp Val Ser
            260                 265                 270

His Glu Asp Pro Glu Val Lys Phe Asn Trp Tyr Val Asp Gly Val Glu
        275                 280                 285

Val His Asn Ala Lys Thr Lys Pro Arg Glu Glu Gln Tyr Gly Ser Thr
    290                 295                 300

Tyr Arg Val Val Ser Val Leu Thr Val Leu His Gln Asp Trp Leu Asn
305                 310                 315                 320

Gly Lys Glu Tyr Lys Cys Lys Val Ser Asn Lys Ala Leu Pro Ala Pro
                325                 330                 335

Ile Glu Lys Thr Ile Ser Lys Ala Lys Gly Gln Pro Arg Glu Pro Gln
            340                 345                 350

Val Tyr Thr Leu Pro Pro Ser Arg Asp Glu Leu Thr Lys Asn Gln Val
        355                 360                 365

Ser Leu Thr Cys Leu Val Lys Gly Phe Tyr Pro Ser Asp Ile Ala Val
    370                 375                 380

Glu Trp Glu Ser Asn Gly Gln Pro Glu Asn Asn Tyr Lys Thr Thr Pro
385                 390                 395                 400

Pro Val Leu Asp Ser Asp Gly Ser Phe Phe Leu Tyr Ser Lys Leu Thr
                405                 410                 415

Val Asp Lys Ser Arg Trp Gln Gln Gly Asn Val Phe Ser Cys Ser Val
            420                 425                 430

Met His Glu Ala Leu His Asn His Tyr Thr Gln Lys Ser Leu Ser Leu
        435                 440                 445

Ser Pro Gly
    450
```

<210> 529
<211> 452
<212> PRT
<213> artificial

<220>
<223> Synthetic polypeptide

<400> 529

```
Glu Leu Gln Leu Gln Glu Ser Gly Pro Gly Leu Val Lys Pro Ser Glu
1               5                   10                  15

Thr Leu Ser Leu Thr Cys Thr Val Ser Gly Gly Ser Ile Thr Ser Thr
            20                  25                  30

Asn Tyr Tyr Trp Gly Trp Ile Arg Gln Pro Pro Gly Lys Gly Leu Glu
        35                  40                  45

Trp Ile Gly Asn Ile Asp Tyr Thr Gly Ser Thr Tyr Tyr Asn Ala Ser
    50                  55                  60

Leu Lys Ser Arg Val Thr Ile Ser Val Asp Thr Ser Lys Asn Gln Phe
65                  70                  75                  80

Ser Leu Lys Leu Ser Ser Val Thr Ala Ala Asp Thr Ala Val Tyr Tyr
                85                  90                  95

Cys Ala Thr Gly Lys Tyr Tyr Glu Thr Tyr Leu Gly Phe Asp Val Trp
            100                 105                 110

Gly Gln Gly Thr Leu Val Thr Val Ser Ser Ala Ser Thr Lys Gly Pro
        115                 120                 125

Ser Val Phe Pro Leu Ala Pro Ser Ser Lys Ser Thr Ser Gly Gly Thr
    130                 135                 140

Ala Ala Leu Gly Cys Leu Val Lys Asp Tyr Phe Pro Glu Pro Val Thr
145                 150                 155                 160

Val Ser Trp Asn Ser Gly Ala Leu Thr Ser Gly Val His Thr Phe Pro
                165                 170                 175

Ala Val Leu Gln Ser Ser Gly Leu Tyr Ser Leu Ser Ser Val Val Thr
            180                 185                 190

Val Pro Ser Ser Ser Leu Gly Thr Gln Thr Tyr Ile Cys Asn Val Asn
        195                 200                 205

His Lys Pro Ser Asn Thr Lys Val Asp Lys Lys Val Glu Pro Lys Ser
    210                 215                 220

Cys Asp Lys Thr His Thr Cys Pro Pro Cys Pro Ala Pro Glu Leu Leu
225                 230                 235                 240

Gly Gly Pro Ser Val Phe Leu Phe Pro Pro Lys Pro Lys Asp Thr Leu
                245                 250                 255
```

```
Tyr Ile Thr Arg Glu Pro Glu Val Thr Cys Val Val Val Asp Val Ser
            260                 265                 270


His Glu Asp Pro Glu Val Lys Phe Asn Trp Tyr Val Asp Gly Val Glu
        275                 280                 285


Val His Asn Ala Lys Thr Lys Pro Arg Glu Glu Gln Tyr Gly Ser Thr
    290                 295                 300


Tyr Arg Val Val Ser Val Leu Thr Val Leu His Gln Asp Trp Leu Asn
305                 310                 315                 320


Gly Lys Glu Tyr Lys Cys Lys Val Ser Asn Lys Ala Leu Pro Ala Pro
                325                 330                 335


Ile Glu Lys Thr Ile Ser Lys Ala Lys Gly Gln Pro Arg Glu Pro Gln
            340                 345                 350


Val Tyr Thr Leu Pro Pro Ser Arg Asp Glu Leu Thr Lys Asn Gln Val
        355                 360                 365


Ser Leu Thr Cys Leu Val Lys Gly Phe Tyr Pro Ser Asp Ile Ala Val
    370                 375                 380


Glu Trp Glu Ser Asn Gly Gln Pro Glu Asn Asn Tyr Lys Thr Thr Pro
385                 390                 395                 400


Pro Val Leu Asp Ser Asp Gly Ser Phe Phe Leu Tyr Ser Lys Leu Thr
                405                 410                 415


Val Asp Lys Ser Arg Trp Gln Gln Gly Asn Val Phe Ser Cys Ser Val
            420                 425                 430


Met His Glu Ala Leu His Asn His Tyr Thr Gln Lys Ser Leu Ser Leu
        435                 440                 445


Ser Pro Gly Lys
    450


<210>  530
<211>  452
<212>  PRT
<213>  artificial

<220>
<223>  Synthetic polypeptide

<400>  530

Glu Leu Gln Leu Gln Glu Ser Gly Pro Gly Leu Val Lys Pro Ser Glu
1               5                   10                  15
```

```
Thr Leu Ser Leu Thr Cys Thr Val Ser Gly Gly Ser Ile Thr Ser Thr
            20                  25                  30

Asn Tyr Tyr Trp Gly Trp Ile Arg Gln Pro Pro Gly Lys Gly Leu Glu
        35                  40                  45

Trp Ile Gly Asn Ile Asp Tyr Thr Gly Ser Thr Tyr Tyr Asn Ala Ser
    50                  55                  60

Leu Lys Ser Arg Val Thr Ile Ser Val Asp Thr Ser Lys Asn Gln Phe
65                  70                  75                  80

Ser Leu Lys Leu Ser Ser Val Thr Ala Ala Asp Thr Ala Val Tyr Tyr
                85                  90                  95

Cys Ala Thr Gly Lys Tyr Tyr Glu Thr Tyr Leu Gly Phe Asp Val Trp
            100                 105                 110

Gly Gln Gly Thr Leu Val Thr Val Ser Ser Ala Ser Thr Lys Gly Pro
        115                 120                 125

Ser Val Phe Pro Leu Ala Pro Ser Ser Lys Ser Thr Ser Gly Gly Thr
    130                 135                 140

Ala Ala Leu Gly Cys Leu Val Lys Asp Tyr Phe Pro Glu Pro Val Thr
145                 150                 155                 160

Val Ser Trp Asn Ser Gly Ala Leu Thr Ser Gly Val His Thr Phe Pro
                165                 170                 175

Ala Val Leu Gln Ser Ser Gly Leu Tyr Ser Leu Ser Ser Val Val Thr
            180                 185                 190

Val Pro Ser Ser Ser Leu Gly Thr Gln Thr Tyr Ile Cys Asn Val Asn
        195                 200                 205

His Lys Pro Ser Asn Thr Lys Val Asp Lys Lys Val Glu Pro Lys Ser
    210                 215                 220

Cys Asp Lys Thr His Thr Cys Pro Pro Cys Pro Ala Pro Glu Leu Leu
225                 230                 235                 240

Gly Gly Pro Ser Val Phe Leu Phe Pro Pro Lys Pro Lys Asp Thr Leu
                245                 250                 255

Met Ile Ser Arg Thr Pro Glu Val Thr Cys Val Val Val Asp Val Ser
            260                 265                 270
```

```
His Glu Asp Pro Glu Val Lys Phe Asn Trp Tyr Val Asp Gly Val Glu
        275                 280                 285

Val His Asn Ala Lys Thr Lys Pro Arg Glu Glu Gln Tyr Gly Ser Thr
    290                 295                 300

Tyr Arg Val Val Ser Val Leu Thr Val Leu His Gln Asp Trp Leu Asn
305                 310                 315                 320

Gly Lys Glu Tyr Lys Cys Lys Val Ser Asn Lys Ala Leu Pro Ala Pro
                325                 330                 335

Ile Glu Lys Thr Ile Ser Lys Ala Lys Gly Gln Pro Arg Glu Pro Gln
            340                 345                 350

Val Tyr Thr Leu Pro Pro Ser Arg Asp Glu Leu Thr Lys Asn Gln Val
        355                 360                 365

Ser Leu Trp Cys Leu Val Lys Gly Phe Tyr Pro Ser Asp Ile Ala Val
    370                 375                 380

Glu Trp Glu Ser Asn Gly Gln Pro Glu Asn Asn Tyr Lys Thr Thr Pro
385                 390                 395                 400

Pro Val Leu Asp Ser Asp Gly Ser Phe Phe Leu Tyr Ser Lys Leu Thr
                405                 410                 415

Val Asp Lys Ser Arg Trp Gln Gln Gly Asn Val Phe Ser Cys Ser Val
            420                 425                 430

Met His Glu Ala Leu His Asn His Tyr Thr Gln Lys Ser Leu Ser Leu
        435                 440                 445

Ser Pro Gly Lys
    450


<210>  531
<211>  451
<212>  PRT
<213>  artificial

<220>
<223>  Synthetic polypeptide

<400>  531

Glu Leu Gln Leu Gln Glu Ser Gly Pro Gly Leu Val Lys Pro Ser Glu
1               5                   10                  15

Thr Leu Ser Leu Thr Cys Thr Val Ser Gly Gly Ser Ile Thr Ser Thr
            20                  25                  30
```

```
Asn Tyr Tyr Trp Gly Trp Ile Arg Gln Pro Pro Gly Lys Gly Leu Glu
        35                  40                  45

Trp Ile Gly Asn Ile Asp Tyr Thr Gly Ser Thr Tyr Tyr Asn Ala Ser
    50                  55                  60

Leu Lys Ser Arg Val Thr Ile Ser Val Asp Thr Ser Lys Asn Gln Phe
65                  70                  75                  80

Ser Leu Lys Leu Ser Ser Val Thr Ala Ala Asp Thr Ala Val Tyr Tyr
                85                  90                  95

Cys Ala Thr Gly Lys Tyr Tyr Glu Thr Tyr Leu Gly Phe Asp Val Trp
            100                 105                 110

Gly Gln Gly Thr Leu Val Thr Val Ser Ser Ala Ser Thr Lys Gly Pro
        115                 120                 125

Ser Val Phe Pro Leu Ala Pro Ser Ser Lys Ser Thr Ser Gly Gly Thr
    130                 135                 140

Ala Ala Leu Gly Cys Leu Val Lys Asp Tyr Phe Pro Glu Pro Val Thr
145                 150                 155                 160

Val Ser Trp Asn Ser Gly Ala Leu Thr Ser Gly Val His Thr Phe Pro
                165                 170                 175

Ala Val Leu Gln Ser Ser Gly Leu Tyr Ser Leu Ser Ser Val Val Thr
            180                 185                 190

Val Pro Ser Ser Ser Leu Gly Thr Gln Thr Tyr Ile Cys Asn Val Asn
        195                 200                 205

His Lys Pro Ser Asn Thr Lys Val Asp Lys Lys Val Glu Pro Lys Ser
    210                 215                 220

Cys Asp Lys Thr His Thr Cys Pro Pro Cys Pro Ala Pro Glu Leu Leu
225                 230                 235                 240

Gly Gly Pro Ser Val Phe Leu Phe Pro Pro Lys Pro Lys Asp Thr Leu
                245                 250                 255

Tyr Ile Thr Arg Glu Pro Glu Val Thr Cys Val Val Val Asp Val Ser
            260                 265                 270

His Glu Asp Pro Glu Val Lys Phe Asn Trp Tyr Val Asp Gly Val Glu
        275                 280                 285
```

```
Val His Asn Ala Lys Thr Lys Pro Arg Glu Glu Gln Tyr Gly Ser Thr
    290                 295                 300

Tyr Arg Val Val Ser Val Leu Thr Val Leu His Gln Asp Trp Leu Asn
305                 310                 315                 320

Gly Lys Glu Tyr Lys Cys Lys Val Ser Asn Lys Ala Leu Pro Ala Pro
                325                 330                 335

Ile Glu Lys Thr Ile Ser Lys Ala Lys Gly Gln Pro Arg Glu Pro Gln
            340                 345                 350

Val Tyr Thr Leu Pro Pro Ser Arg Asp Glu Leu Thr Lys Asn Gln Val
        355                 360                 365

Ser Leu Trp Cys Leu Val Lys Gly Phe Tyr Pro Ser Asp Ile Ala Val
    370                 375                 380

Glu Trp Glu Ser Asn Gly Gln Pro Glu Asn Asn Tyr Lys Thr Thr Pro
385                 390                 395                 400

Pro Val Leu Asp Ser Asp Gly Ser Phe Phe Leu Tyr Ser Lys Leu Thr
                405                 410                 415

Val Asp Lys Ser Arg Trp Gln Gln Gly Asn Val Phe Ser Cys Ser Val
            420                 425                 430

Met His Glu Ala Leu His Asn His Tyr Thr Gln Lys Ser Leu Ser Leu
        435                 440                 445

Ser Pro Gly
    450
```

<210> 532
<211> 452
<212> PRT
<213> artificial

<220>
<223> Synthetic polypeptide

<400> 532

```
Glu Leu Gln Leu Gln Glu Ser Gly Pro Gly Leu Val Lys Pro Ser Glu
1               5                   10                  15

Thr Leu Ser Leu Thr Cys Thr Val Ser Gly Gly Ser Ile Thr Ser Thr
            20                  25                  30

Asn Tyr Tyr Trp Gly Trp Ile Arg Gln Pro Pro Gly Lys Gly Leu Glu
        35                  40                  45
```

```
Trp Ile Gly Asn Ile Asp Tyr Thr Gly Ser Thr Tyr Tyr Asn Ala Ser
    50                  55                  60

Leu Lys Ser Arg Val Thr Ile Ser Val Asp Thr Ser Lys Asn Gln Phe
65                  70                  75                  80

Ser Leu Lys Leu Ser Ser Val Thr Ala Ala Asp Thr Ala Val Tyr Tyr
                85                  90                  95

Cys Ala Thr Gly Lys Tyr Tyr Glu Thr Tyr Leu Gly Phe Asp Val Trp
            100                 105                 110

Gly Gln Gly Thr Leu Val Thr Val Ser Ser Ala Ser Thr Lys Gly Pro
        115                 120                 125

Ser Val Phe Pro Leu Ala Pro Ser Ser Lys Ser Thr Ser Gly Gly Thr
    130                 135                 140

Ala Ala Leu Gly Cys Leu Val Lys Asp Tyr Phe Pro Glu Pro Val Thr
145                 150                 155                 160

Val Ser Trp Asn Ser Gly Ala Leu Thr Ser Gly Val His Thr Phe Pro
                165                 170                 175

Ala Val Leu Gln Ser Ser Gly Leu Tyr Ser Leu Ser Ser Val Val Thr
            180                 185                 190

Val Pro Ser Ser Ser Leu Gly Thr Gln Thr Tyr Ile Cys Asn Val Asn
        195                 200                 205

His Lys Pro Ser Asn Thr Lys Val Asp Lys Lys Val Glu Pro Lys Ser
    210                 215                 220

Cys Asp Lys Thr His Thr Cys Pro Pro Cys Pro Ala Pro Glu Leu Leu
225                 230                 235                 240

Gly Gly Pro Ser Val Phe Leu Phe Pro Pro Lys Pro Lys Asp Thr Leu
                245                 250                 255

Tyr Ile Thr Arg Glu Pro Glu Val Thr Cys Val Val Val Asp Val Ser
            260                 265                 270

His Glu Asp Pro Glu Val Lys Phe Asn Trp Tyr Val Asp Gly Val Glu
        275                 280                 285

Val His Asn Ala Lys Thr Lys Pro Arg Glu Glu Gln Tyr Gly Ser Thr
    290                 295                 300
```

```
Tyr Arg Val Val Ser Val Leu Thr Val Leu His Gln Asp Trp Leu Asn
305                 310                 315                 320


Gly Lys Glu Tyr Lys Cys Lys Val Ser Asn Lys Ala Leu Pro Ala Pro
                325                 330                 335


Ile Glu Lys Thr Ile Ser Lys Ala Lys Gly Gln Pro Arg Glu Pro Gln
            340                 345                 350


Val Tyr Thr Leu Pro Pro Ser Arg Asp Glu Leu Thr Lys Asn Gln Val
        355                 360                 365


Ser Leu Trp Cys Leu Val Lys Gly Phe Tyr Pro Ser Asp Ile Ala Val
    370                 375                 380


Glu Trp Glu Ser Asn Gly Gln Pro Glu Asn Asn Tyr Lys Thr Thr Pro
385                 390                 395                 400


Pro Val Leu Asp Ser Asp Gly Ser Phe Phe Leu Tyr Ser Lys Leu Thr
                405                 410                 415


Val Asp Lys Ser Arg Trp Gln Gln Gly Asn Val Phe Ser Cys Ser Val
            420                 425                 430


Met His Glu Ala Leu His Asn His Tyr Thr Gln Lys Ser Leu Ser Leu
        435                 440                 445


Ser Pro Gly Lys
    450


<210>  533
<211>  452
<212>  PRT
<213>  artificial

<220>
<223>  Synthetic polypeptide

<400>  533

Glu Leu Gln Leu Gln Glu Ser Gly Pro Gly Leu Val Lys Pro Ser Glu
1               5                   10                  15


Thr Leu Ser Leu Thr Cys Thr Val Ser Gly Gly Ser Ile Thr Ser Thr
            20                  25                  30


Asn Tyr Tyr Trp Gly Trp Ile Arg Gln Pro Pro Gly Lys Gly Leu Glu
        35                  40                  45


Trp Ile Gly Asn Ile Asp Tyr Thr Gly Ser Thr Tyr Tyr Asn Ala Ser
    50                  55                  60
```

```
Leu Lys Ser Arg Val Thr Ile Ser Val Asp Thr Ser Lys Asn Gln Phe
65                  70                  75                  80


Ser Leu Lys Leu Ser Ser Val Thr Ala Ala Asp Thr Ala Val Tyr Tyr
                85                  90                  95


Cys Ala Thr Gly Lys Tyr Tyr Glu Thr Tyr Leu Gly Phe Asp Val Trp
            100                 105                 110


Gly Gln Gly Thr Leu Val Thr Val Ser Ser Ala Ser Thr Lys Gly Pro
        115                 120                 125


Ser Val Phe Pro Leu Ala Pro Ser Ser Lys Ser Thr Ser Gly Gly Thr
    130                 135                 140


Ala Ala Leu Gly Cys Leu Val Lys Asp Tyr Phe Pro Glu Pro Val Thr
145                 150                 155                 160


Val Ser Trp Asn Ser Gly Ala Leu Thr Ser Gly Val His Thr Phe Pro
                165                 170                 175


Ala Val Leu Gln Ser Ser Gly Leu Tyr Ser Leu Ser Ser Val Val Thr
            180                 185                 190


Val Pro Ser Ser Ser Leu Gly Thr Gln Thr Tyr Ile Cys Asn Val Asn
        195                 200                 205


His Lys Pro Ser Asn Thr Lys Val Asp Lys Lys Val Glu Pro Lys Ser
    210                 215                 220


Cys Asp Lys Thr His Thr Cys Pro Pro Cys Pro Ala Pro Glu Leu Leu
225                 230                 235                 240


Gly Gly Pro Ser Val Phe Leu Phe Pro Pro Lys Pro Lys Asp Thr Leu
                245                 250                 255


Met Ile Ser Arg Thr Pro Glu Val Thr Cys Val Val Val Asp Val Ser
            260                 265                 270


His Glu Asp Pro Glu Val Lys Phe Asn Trp Tyr Val Asp Gly Val Glu
        275                 280                 285


Val His Asn Ala Lys Thr Lys Pro Arg Glu Glu Gln Tyr Gly Ser Thr
    290                 295                 300


Tyr Arg Val Val Ser Val Leu Thr Val Leu His Gln Asp Trp Leu Asn
305                 310                 315                 320
```

```
Gly Lys Glu Tyr Lys Cys Lys Val Ser Asn Lys Ala Leu Pro Ala Pro
                325                 330                 335

Ile Glu Lys Thr Ile Ser Lys Ala Lys Gly Gln Pro Arg Glu Pro Gln
            340                 345                 350

Val Tyr Thr Leu Pro Pro Ser Arg Asp Glu Leu Thr Lys Asn Gln Val
        355                 360                 365

Ser Leu Ser Cys Ala Val Lys Gly Phe Tyr Pro Ser Asp Ile Ala Val
    370                 375                 380

Glu Trp Glu Ser Asn Gly Gln Pro Glu Asn Asn Tyr Lys Thr Thr Pro
385                 390                 395                 400

Pro Val Leu Asp Ser Asp Gly Ser Phe Phe Leu Val Ser Lys Leu Thr
                405                 410                 415

Val Asp Lys Ser Arg Trp Gln Gln Gly Asn Val Phe Ser Cys Ser Val
            420                 425                 430

Met His Glu Ala Leu His Asn His Tyr Thr Gln Lys Ser Leu Ser Leu
        435                 440                 445

Ser Pro Gly Lys
    450
```

<210> 534
<211> 451
<212> PRT
<213> artificial

<220>
<223> Synthetic polypeptide

<400> 534

```
Glu Leu Gln Leu Gln Glu Ser Gly Pro Gly Leu Val Lys Pro Ser Glu
1               5                   10                  15

Thr Leu Ser Leu Thr Cys Thr Val Ser Gly Gly Ser Ile Thr Ser Thr
            20                  25                  30

Asn Tyr Tyr Trp Gly Trp Ile Arg Gln Pro Pro Gly Lys Gly Leu Glu
        35                  40                  45

Trp Ile Gly Asn Ile Asp Tyr Thr Gly Ser Thr Tyr Tyr Asn Ala Ser
    50                  55                  60

Leu Lys Ser Arg Val Thr Ile Ser Val Asp Thr Ser Lys Asn Gln Phe
65                  70                  75                  80
```

```
Ser Leu Lys Leu Ser Ser Val Thr Ala Ala Asp Thr Ala Val Tyr Tyr
                85                  90                  95

Cys Ala Thr Gly Lys Tyr Tyr Glu Thr Tyr Leu Gly Phe Asp Val Trp
            100                 105                 110

Gly Gln Gly Thr Leu Val Thr Val Ser Ser Ala Ser Thr Lys Gly Pro
        115                 120                 125

Ser Val Phe Pro Leu Ala Pro Ser Ser Lys Ser Thr Ser Gly Gly Thr
    130                 135                 140

Ala Ala Leu Gly Cys Leu Val Lys Asp Tyr Phe Pro Glu Pro Val Thr
145                 150                 155                 160

Val Ser Trp Asn Ser Gly Ala Leu Thr Ser Gly Val His Thr Phe Pro
                165                 170                 175

Ala Val Leu Gln Ser Ser Gly Leu Tyr Ser Leu Ser Ser Val Val Thr
            180                 185                 190

Val Pro Ser Ser Ser Leu Gly Thr Gln Thr Tyr Ile Cys Asn Val Asn
        195                 200                 205

His Lys Pro Ser Asn Thr Lys Val Asp Lys Lys Val Glu Pro Lys Ser
    210                 215                 220

Cys Asp Lys Thr His Thr Cys Pro Pro Cys Pro Ala Pro Glu Leu Leu
225                 230                 235                 240

Gly Gly Pro Ser Val Phe Leu Phe Pro Pro Lys Pro Lys Asp Thr Leu
                245                 250                 255

Tyr Ile Thr Arg Glu Pro Glu Val Thr Cys Val Val Val Asp Val Ser
            260                 265                 270

His Glu Asp Pro Glu Val Lys Phe Asn Trp Tyr Val Asp Gly Val Glu
        275                 280                 285

Val His Asn Ala Lys Thr Lys Pro Arg Glu Glu Gln Tyr Gly Ser Thr
    290                 295                 300

Tyr Arg Val Val Ser Val Leu Thr Val Leu His Gln Asp Trp Leu Asn
305                 310                 315                 320

Gly Lys Glu Tyr Lys Cys Lys Val Ser Asn Lys Ala Leu Pro Ala Pro
                325                 330                 335
```

```
Ile Glu Lys Thr Ile Ser Lys Ala Lys Gly Gln Pro Arg Glu Pro Gln
            340                 345                 350

Val Tyr Thr Leu Pro Pro Ser Arg Asp Glu Leu Thr Lys Asn Gln Val
        355                 360                 365

Ser Leu Ser Cys Ala Val Lys Gly Phe Tyr Pro Ser Asp Ile Ala Val
    370                 375                 380

Glu Trp Glu Ser Asn Gly Gln Pro Glu Asn Asn Tyr Lys Thr Thr Pro
385                 390                 395                 400

Pro Val Leu Asp Ser Asp Gly Ser Phe Phe Leu Val Ser Lys Leu Thr
                405                 410                 415

Val Asp Lys Ser Arg Trp Gln Gln Gly Asn Val Phe Ser Cys Ser Val
            420                 425                 430

Met His Glu Ala Leu His Asn His Tyr Thr Gln Lys Ser Leu Ser Leu
        435                 440                 445

Ser Pro Gly
    450
```

<210> 535
<211> 452
<212> PRT
<213> artificial

<220>
<223> Synthetic polypeptide

<400> 535

```
Glu Leu Gln Leu Gln Glu Ser Gly Pro Gly Leu Val Lys Pro Ser Glu
1               5                   10                  15

Thr Leu Ser Leu Thr Cys Thr Val Ser Gly Gly Ser Ile Thr Ser Thr
            20                  25                  30

Asn Tyr Tyr Trp Gly Trp Ile Arg Gln Pro Pro Gly Lys Gly Leu Glu
        35                  40                  45

Trp Ile Gly Asn Ile Asp Tyr Thr Gly Ser Thr Tyr Tyr Asn Ala Ser
    50                  55                  60

Leu Lys Ser Arg Val Thr Ile Ser Val Asp Thr Ser Lys Asn Gln Phe
65                  70                  75                  80

Ser Leu Lys Leu Ser Ser Val Thr Ala Ala Asp Thr Ala Val Tyr Tyr
                85                  90                  95
```

```
Cys Ala Thr Gly Lys Tyr Tyr Glu Thr Tyr Leu Gly Phe Asp Val Trp
            100                 105                 110

Gly Gln Gly Thr Leu Val Thr Val Ser Ser Ala Ser Thr Lys Gly Pro
        115                 120                 125

Ser Val Phe Pro Leu Ala Pro Ser Ser Lys Ser Thr Ser Gly Gly Thr
    130                 135                 140

Ala Ala Leu Gly Cys Leu Val Lys Asp Tyr Phe Pro Glu Pro Val Thr
145                 150                 155                 160

Val Ser Trp Asn Ser Gly Ala Leu Thr Ser Gly Val His Thr Phe Pro
                165                 170                 175

Ala Val Leu Gln Ser Ser Gly Leu Tyr Ser Leu Ser Ser Val Val Thr
            180                 185                 190

Val Pro Ser Ser Ser Leu Gly Thr Gln Thr Tyr Ile Cys Asn Val Asn
        195                 200                 205

His Lys Pro Ser Asn Thr Lys Val Asp Lys Lys Val Glu Pro Lys Ser
    210                 215                 220

Cys Asp Lys Thr His Thr Cys Pro Pro Cys Pro Ala Pro Glu Leu Leu
225                 230                 235                 240

Gly Gly Pro Ser Val Phe Leu Phe Pro Pro Lys Pro Lys Asp Thr Leu
                245                 250                 255

Tyr Ile Thr Arg Glu Pro Glu Val Thr Cys Val Val Val Asp Val Ser
            260                 265                 270

His Glu Asp Pro Glu Val Lys Phe Asn Trp Tyr Val Asp Gly Val Glu
        275                 280                 285

Val His Asn Ala Lys Thr Lys Pro Arg Glu Glu Gln Tyr Gly Ser Thr
    290                 295                 300

Tyr Arg Val Val Ser Val Leu Thr Val Leu His Gln Asp Trp Leu Asn
305                 310                 315                 320

Gly Lys Glu Tyr Lys Cys Lys Val Ser Asn Lys Ala Leu Pro Ala Pro
                325                 330                 335

Ile Glu Lys Thr Ile Ser Lys Ala Lys Gly Gln Pro Arg Glu Pro Gln
            340                 345                 350
```

```
Val Tyr Thr Leu Pro Pro Ser Arg Asp Glu Leu Thr Lys Asn Gln Val
        355                 360                 365


Ser Leu Ser Cys Ala Val Lys Gly Phe Tyr Pro Ser Asp Ile Ala Val
    370                 375                 380


Glu Trp Glu Ser Asn Gly Gln Pro Glu Asn Asn Tyr Lys Thr Thr Pro
385                 390                 395                 400


Pro Val Leu Asp Ser Asp Gly Ser Phe Phe Leu Val Ser Lys Leu Thr
                405                 410                 415


Val Asp Lys Ser Arg Trp Gln Gln Gly Asn Val Phe Ser Cys Ser Val
            420                 425                 430


Met His Glu Ala Leu His Asn His Tyr Thr Gln Lys Ser Leu Ser Leu
        435                 440                 445


Ser Pro Gly Lys
    450
```

<210> 536
<211> 452
<212> PRT
<213> artificial

<220>
<223> Synthetic polypeptide

<400> 536

```
Glu Leu Gln Leu Gln Glu Ser Gly Pro Gly Leu Val Lys Pro Ser Glu
1               5                   10                  15


Thr Leu Ser Leu Thr Cys Thr Val Ser Gly Gly Ser Ile Thr Ser Ser
            20                  25                  30


Asn Ala Tyr Trp Gly Trp Ile Arg Gln Pro Pro Gly Lys Gly Leu Glu
        35                  40                  45


Trp Ile Gly Ser Ile Asp Tyr Thr Gly Ser Thr Ala Tyr Asn Pro Ser
    50                  55                  60


Leu Lys Ser Arg Val Thr Ile Ser Val Asp Thr Ser Lys Asn Gln Phe
65                  70                  75                  80


Ser Leu Lys Leu Ser Ser Val Thr Ala Ala Asp Thr Ala Val Tyr Tyr
                85                  90                  95


Cys Ala His Gly Lys Tyr Tyr Glu Thr Tyr Leu Gly Phe Asp Val Trp
            100                 105                 110
```

```
Gly Gln Gly Thr Leu Val Thr Val Ser Ser Ala Ser Thr Lys Gly Pro
        115                 120                 125

Ser Val Phe Pro Leu Ala Pro Ser Ser Lys Ser Thr Ser Gly Gly Thr
    130                 135                 140

Ala Ala Leu Gly Cys Leu Val Lys Asp Tyr Phe Pro Glu Pro Val Thr
145                 150                 155                 160

Val Ser Trp Asn Ser Gly Ala Leu Thr Ser Gly Val His Thr Phe Pro
                165                 170                 175

Ala Val Leu Gln Ser Ser Gly Leu Tyr Ser Leu Ser Ser Val Val Thr
            180                 185                 190

Val Pro Ser Ser Ser Leu Gly Thr Gln Thr Tyr Ile Cys Asn Val Asn
        195                 200                 205

His Lys Pro Ser Asn Thr Lys Val Asp Lys Lys Val Glu Pro Lys Ser
    210                 215                 220

Cys Asp Lys Thr His Thr Cys Pro Pro Cys Pro Ala Pro Glu Leu Leu
225                 230                 235                 240

Gly Gly Pro Ser Val Phe Leu Phe Pro Pro Lys Pro Lys Asp Thr Leu
                245                 250                 255

Met Ile Ser Arg Thr Pro Glu Val Thr Cys Val Val Val Asp Val Ser
            260                 265                 270

His Glu Asp Pro Glu Val Lys Phe Asn Trp Tyr Val Asp Gly Val Glu
        275                 280                 285

Val His Asn Ala Lys Thr Lys Pro Arg Glu Glu Gln Tyr Gly Ser Thr
    290                 295                 300

Tyr Arg Val Val Ser Val Leu Thr Val Leu His Gln Asp Trp Leu Asn
305                 310                 315                 320

Gly Lys Glu Tyr Lys Cys Lys Val Ser Asn Lys Ala Leu Pro Ala Pro
                325                 330                 335

Ile Glu Lys Thr Ile Ser Lys Ala Lys Gly Gln Pro Arg Glu Pro Gln
            340                 345                 350

Val Tyr Thr Leu Pro Pro Ser Arg Asp Glu Leu Thr Lys Asn Gln Val
        355                 360                 365
```

```
Ser Leu Thr Cys Leu Val Lys Gly Phe Tyr Pro Ser Asp Ile Ala Val
    370                 375                 380

Glu Trp Glu Ser Asn Gly Gln Pro Glu Asn Asn Tyr Lys Thr Thr Pro
385                 390                 395                 400

Pro Val Leu Asp Ser Asp Gly Ser Phe Phe Leu Tyr Ser Lys Leu Thr
                405                 410                 415

Val Asp Lys Ser Arg Trp Gln Gln Gly Asn Val Phe Ser Cys Ser Val
            420                 425                 430

Met His Glu Ala Leu His Asn His Tyr Thr Gln Lys Ser Leu Ser Leu
        435                 440                 445

Ser Pro Gly Lys
    450
```

<210> 537
<211> 451
<212> PRT
<213> artificial

<220>
<223> Synthetic polypeptide

<400> 537

```
Glu Leu Gln Leu Gln Glu Ser Gly Pro Gly Leu Val Lys Pro Ser Glu
1               5                   10                  15

Thr Leu Ser Leu Thr Cys Thr Val Ser Gly Gly Ser Ile Thr Ser Ser
            20                  25                  30

Asn Ala Tyr Trp Gly Trp Ile Arg Gln Pro Pro Gly Lys Gly Leu Glu
        35                  40                  45

Trp Ile Gly Ser Ile Asp Tyr Thr Gly Ser Thr Ala Tyr Asn Pro Ser
    50                  55                  60

Leu Lys Ser Arg Val Thr Ile Ser Val Asp Thr Ser Lys Asn Gln Phe
65                  70                  75                  80

Ser Leu Lys Leu Ser Ser Val Thr Ala Ala Asp Thr Ala Val Tyr Tyr
                85                  90                  95

Cys Ala His Gly Lys Tyr Tyr Glu Thr Tyr Leu Gly Phe Asp Val Trp
            100                 105                 110

Gly Gln Gly Thr Leu Val Thr Val Ser Ser Ala Ser Thr Lys Gly Pro
        115                 120                 125
```

```
Ser Val Phe Pro Leu Ala Pro Ser Ser Lys Ser Thr Ser Gly Gly Thr
    130                 135                 140

Ala Ala Leu Gly Cys Leu Val Lys Asp Tyr Phe Pro Glu Pro Val Thr
145                 150                 155                 160

Val Ser Trp Asn Ser Gly Ala Leu Thr Ser Gly Val His Thr Phe Pro
                165                 170                 175

Ala Val Leu Gln Ser Ser Gly Leu Tyr Ser Leu Ser Ser Val Val Thr
            180                 185                 190

Val Pro Ser Ser Ser Leu Gly Thr Gln Thr Tyr Ile Cys Asn Val Asn
        195                 200                 205

His Lys Pro Ser Asn Thr Lys Val Asp Lys Lys Val Glu Pro Lys Ser
    210                 215                 220

Cys Asp Lys Thr His Thr Cys Pro Pro Cys Pro Ala Pro Glu Leu Leu
225                 230                 235                 240

Gly Gly Pro Ser Val Phe Leu Phe Pro Pro Lys Pro Lys Asp Thr Leu
                245                 250                 255

Tyr Ile Thr Arg Glu Pro Glu Val Thr Cys Val Val Val Asp Val Ser
            260                 265                 270

His Glu Asp Pro Glu Val Lys Phe Asn Trp Tyr Val Asp Gly Val Glu
        275                 280                 285

Val His Asn Ala Lys Thr Lys Pro Arg Glu Glu Gln Tyr Gly Ser Thr
    290                 295                 300

Tyr Arg Val Val Ser Val Leu Thr Val Leu His Gln Asp Trp Leu Asn
305                 310                 315                 320

Gly Lys Glu Tyr Lys Cys Lys Val Ser Asn Lys Ala Leu Pro Ala Pro
                325                 330                 335

Ile Glu Lys Thr Ile Ser Lys Ala Lys Gly Gln Pro Arg Glu Pro Gln
            340                 345                 350

Val Tyr Thr Leu Pro Pro Ser Arg Asp Glu Leu Thr Lys Asn Gln Val
        355                 360                 365

Ser Leu Thr Cys Leu Val Lys Gly Phe Tyr Pro Ser Asp Ile Ala Val
    370                 375                 380
```

```
Glu Trp Glu Ser Asn Gly Gln Pro Glu Asn Asn Tyr Lys Thr Thr Pro
385                 390                 395                 400


Pro Val Leu Asp Ser Asp Gly Ser Phe Phe Leu Tyr Ser Lys Leu Thr
                405                 410                 415


Val Asp Lys Ser Arg Trp Gln Gln Gly Asn Val Phe Ser Cys Ser Val
            420                 425                 430


Met His Glu Ala Leu His Asn His Tyr Thr Gln Lys Ser Leu Ser Leu
        435                 440                 445


Ser Pro Gly
    450
```

<210> 538
<211> 452
<212> PRT
<213> artificial

<220>
<223> Synthetic polypeptide

<400> 538

```
Glu Leu Gln Leu Gln Glu Ser Gly Pro Gly Leu Val Lys Pro Ser Glu
1               5                   10                  15


Thr Leu Ser Leu Thr Cys Thr Val Ser Gly Gly Ser Ile Thr Ser Ser
            20                  25                  30


Asn Ala Tyr Trp Gly Trp Ile Arg Gln Pro Pro Gly Lys Gly Leu Glu
        35                  40                  45


Trp Ile Gly Ser Ile Asp Tyr Thr Gly Ser Thr Ala Tyr Asn Pro Ser
    50                  55                  60


Leu Lys Ser Arg Val Thr Ile Ser Val Asp Thr Ser Lys Asn Gln Phe
65                  70                  75                  80


Ser Leu Lys Leu Ser Ser Val Thr Ala Ala Asp Thr Ala Val Tyr Tyr
                85                  90                  95


Cys Ala His Gly Lys Tyr Tyr Glu Thr Tyr Leu Gly Phe Asp Val Trp
            100                 105                 110


Gly Gln Gly Thr Leu Val Thr Val Ser Ser Ala Ser Thr Lys Gly Pro
        115                 120                 125


Ser Val Phe Pro Leu Ala Pro Ser Ser Lys Ser Thr Ser Gly Gly Thr
    130                 135                 140
```

```
Ala Ala Leu Gly Cys Leu Val Lys Asp Tyr Phe Pro Glu Pro Val Thr
145                 150                 155                 160

Val Ser Trp Asn Ser Gly Ala Leu Thr Ser Gly Val His Thr Phe Pro
                165                 170                 175

Ala Val Leu Gln Ser Ser Gly Leu Tyr Ser Leu Ser Ser Val Val Thr
            180                 185                 190

Val Pro Ser Ser Ser Leu Gly Thr Gln Thr Tyr Ile Cys Asn Val Asn
        195                 200                 205

His Lys Pro Ser Asn Thr Lys Val Asp Lys Lys Val Glu Pro Lys Ser
    210                 215                 220

Cys Asp Lys Thr His Thr Cys Pro Pro Cys Pro Ala Pro Glu Leu Leu
225                 230                 235                 240

Gly Gly Pro Ser Val Phe Leu Phe Pro Pro Lys Pro Lys Asp Thr Leu
                245                 250                 255

Tyr Ile Thr Arg Glu Pro Glu Val Thr Cys Val Val Val Asp Val Ser
            260                 265                 270

His Glu Asp Pro Glu Val Lys Phe Asn Trp Tyr Val Asp Gly Val Glu
        275                 280                 285

Val His Asn Ala Lys Thr Lys Pro Arg Glu Glu Gln Tyr Gly Ser Thr
    290                 295                 300

Tyr Arg Val Val Ser Val Leu Thr Val Leu His Gln Asp Trp Leu Asn
305                 310                 315                 320

Gly Lys Glu Tyr Lys Cys Lys Val Ser Asn Lys Ala Leu Pro Ala Pro
                325                 330                 335

Ile Glu Lys Thr Ile Ser Lys Ala Lys Gly Gln Pro Arg Glu Pro Gln
            340                 345                 350

Val Tyr Thr Leu Pro Pro Ser Arg Asp Glu Leu Thr Lys Asn Gln Val
        355                 360                 365

Ser Leu Thr Cys Leu Val Lys Gly Phe Tyr Pro Ser Asp Ile Ala Val
    370                 375                 380

Glu Trp Glu Ser Asn Gly Gln Pro Glu Asn Asn Tyr Lys Thr Thr Pro
385                 390                 395                 400
```

```
Pro Val Leu Asp Ser Asp Gly Ser Phe Phe Leu Tyr Ser Lys Leu Thr
                405                 410                 415


Val Asp Lys Ser Arg Trp Gln Gln Gly Asn Val Phe Ser Cys Ser Val
            420                 425                 430


Met His Glu Ala Leu His Asn His Tyr Thr Gln Lys Ser Leu Ser Leu
        435                 440                 445


Ser Pro Gly Lys
    450
```

<210> 539
<211> 452
<212> PRT
<213> artificial

<220>
<223> Synthetic polypeptide

<400> 539

```
Glu Leu Gln Leu Gln Glu Ser Gly Pro Gly Leu Val Lys Pro Ser Glu
1               5                   10                  15


Thr Leu Ser Leu Thr Cys Thr Val Ser Gly Gly Ser Ile Thr Ser Ser
            20                  25                  30


Asn Ala Tyr Trp Gly Trp Ile Arg Gln Pro Pro Gly Lys Gly Leu Glu
        35                  40                  45


Trp Ile Gly Ser Ile Asp Tyr Thr Gly Ser Thr Ala Tyr Asn Pro Ser
    50                  55                  60


Leu Lys Ser Arg Val Thr Ile Ser Val Asp Thr Ser Lys Asn Gln Phe
65                  70                  75                  80


Ser Leu Lys Leu Ser Ser Val Thr Ala Ala Asp Thr Ala Val Tyr Tyr
                85                  90                  95


Cys Ala His Gly Lys Tyr Tyr Glu Thr Tyr Leu Gly Phe Asp Val Trp
            100                 105                 110


Gly Gln Gly Thr Leu Val Thr Val Ser Ser Ala Ser Thr Lys Gly Pro
        115                 120                 125


Ser Val Phe Pro Leu Ala Pro Ser Ser Lys Ser Thr Ser Gly Gly Thr
    130                 135                 140


Ala Ala Leu Gly Cys Leu Val Lys Asp Tyr Phe Pro Glu Pro Val Thr
145                 150                 155                 160
```

```
Val Ser Trp Asn Ser Gly Ala Leu Thr Ser Gly Val His Thr Phe Pro
                165                 170                 175

Ala Val Leu Gln Ser Ser Gly Leu Tyr Ser Leu Ser Ser Val Val Thr
            180                 185                 190

Val Pro Ser Ser Ser Leu Gly Thr Gln Thr Tyr Ile Cys Asn Val Asn
        195                 200                 205

His Lys Pro Ser Asn Thr Lys Val Asp Lys Lys Val Glu Pro Lys Ser
    210                 215                 220

Cys Asp Lys Thr His Thr Cys Pro Pro Cys Pro Ala Pro Glu Leu Leu
225                 230                 235                 240

Gly Gly Pro Ser Val Phe Leu Phe Pro Pro Lys Pro Lys Asp Thr Leu
                245                 250                 255

Met Ile Ser Arg Thr Pro Glu Val Thr Cys Val Val Val Asp Val Ser
            260                 265                 270

His Glu Asp Pro Glu Val Lys Phe Asn Trp Tyr Val Asp Gly Val Glu
        275                 280                 285

Val His Asn Ala Lys Thr Lys Pro Arg Glu Glu Gln Tyr Gly Ser Thr
    290                 295                 300

Tyr Arg Val Val Ser Val Leu Thr Val Leu His Gln Asp Trp Leu Asn
305                 310                 315                 320

Gly Lys Glu Tyr Lys Cys Lys Val Ser Asn Lys Ala Leu Pro Ala Pro
                325                 330                 335

Ile Glu Lys Thr Ile Ser Lys Ala Lys Gly Gln Pro Arg Glu Pro Gln
            340                 345                 350

Val Tyr Thr Leu Pro Pro Ser Arg Asp Glu Leu Thr Lys Asn Gln Val
        355                 360                 365

Ser Leu Trp Cys Leu Val Lys Gly Phe Tyr Pro Ser Asp Ile Ala Val
    370                 375                 380

Glu Trp Glu Ser Asn Gly Gln Pro Glu Asn Asn Tyr Lys Thr Thr Pro
385                 390                 395                 400

Pro Val Leu Asp Ser Asp Gly Ser Phe Phe Leu Tyr Ser Lys Leu Thr
                405                 410                 415
```

```
Val Asp Lys Ser Arg Trp Gln Gln Gly Asn Val Phe Ser Cys Ser Val
            420                 425                 430


Met His Glu Ala Leu His Asn His Tyr Thr Gln Lys Ser Leu Ser Leu
        435                 440                 445


Ser Pro Gly Lys
    450
```

<210> 540
<211> 451
<212> PRT
<213> artificial

<220>
<223> Synthetic polypeptide

<400> 540

```
Glu Leu Gln Leu Gln Glu Ser Gly Pro Gly Leu Val Lys Pro Ser Glu
1               5                   10                  15


Thr Leu Ser Leu Thr Cys Thr Val Ser Gly Gly Ser Ile Thr Ser Ser
            20                  25                  30


Asn Ala Tyr Trp Gly Trp Ile Arg Gln Pro Pro Gly Lys Gly Leu Glu
        35                  40                  45


Trp Ile Gly Ser Ile Asp Tyr Thr Gly Ser Thr Ala Tyr Asn Pro Ser
    50                  55                  60


Leu Lys Ser Arg Val Thr Ile Ser Val Asp Thr Ser Lys Asn Gln Phe
65                  70                  75                  80


Ser Leu Lys Leu Ser Ser Val Thr Ala Ala Asp Thr Ala Val Tyr Tyr
                85                  90                  95


Cys Ala His Gly Lys Tyr Tyr Glu Thr Tyr Leu Gly Phe Asp Val Trp
            100                 105                 110


Gly Gln Gly Thr Leu Val Thr Val Ser Ser Ala Ser Thr Lys Gly Pro
        115                 120                 125


Ser Val Phe Pro Leu Ala Pro Ser Ser Lys Ser Thr Ser Gly Gly Thr
    130                 135                 140


Ala Ala Leu Gly Cys Leu Val Lys Asp Tyr Phe Pro Glu Pro Val Thr
145                 150                 155                 160


Val Ser Trp Asn Ser Gly Ala Leu Thr Ser Gly Val His Thr Phe Pro
                165                 170                 175
```

```
Ala Val Leu Gln Ser Ser Gly Leu Tyr Ser Leu Ser Ser Val Val Thr
            180                 185                 190

Val Pro Ser Ser Ser Leu Gly Thr Gln Thr Tyr Ile Cys Asn Val Asn
        195                 200                 205

His Lys Pro Ser Asn Thr Lys Val Asp Lys Lys Val Glu Pro Lys Ser
    210                 215                 220

Cys Asp Lys Thr His Thr Cys Pro Pro Cys Pro Ala Pro Glu Leu Leu
225                 230                 235                 240

Gly Gly Pro Ser Val Phe Leu Phe Pro Pro Lys Pro Lys Asp Thr Leu
                245                 250                 255

Tyr Ile Thr Arg Glu Pro Glu Val Thr Cys Val Val Val Asp Val Ser
            260                 265                 270

His Glu Asp Pro Glu Val Lys Phe Asn Trp Tyr Val Asp Gly Val Glu
        275                 280                 285

Val His Asn Ala Lys Thr Lys Pro Arg Glu Glu Gln Tyr Gly Ser Thr
    290                 295                 300

Tyr Arg Val Val Ser Val Leu Thr Val Leu His Gln Asp Trp Leu Asn
305                 310                 315                 320

Gly Lys Glu Tyr Lys Cys Lys Val Ser Asn Lys Ala Leu Pro Ala Pro
                325                 330                 335

Ile Glu Lys Thr Ile Ser Lys Ala Lys Gly Gln Pro Arg Glu Pro Gln
            340                 345                 350

Val Tyr Thr Leu Pro Pro Ser Arg Asp Glu Leu Thr Lys Asn Gln Val
        355                 360                 365

Ser Leu Trp Cys Leu Val Lys Gly Phe Tyr Pro Ser Asp Ile Ala Val
    370                 375                 380

Glu Trp Glu Ser Asn Gly Gln Pro Glu Asn Asn Tyr Lys Thr Thr Pro
385                 390                 395                 400

Pro Val Leu Asp Ser Asp Gly Ser Phe Phe Leu Tyr Ser Lys Leu Thr
                405                 410                 415

Val Asp Lys Ser Arg Trp Gln Gln Gly Asn Val Phe Ser Cys Ser Val
            420                 425                 430
```

```
Met His Glu Ala Leu His Asn His Tyr Thr Gln Lys Ser Leu Ser Leu
        435                 440                 445


Ser Pro Gly
    450
```

<210> 541
<211> 452
<212> PRT
<213> artificial

<220>
<223> Synthetic polypeptide

<400> 541

```
Glu Leu Gln Leu Gln Glu Ser Gly Pro Gly Leu Val Lys Pro Ser Glu
1               5                   10                  15


Thr Leu Ser Leu Thr Cys Thr Val Ser Gly Gly Ser Ile Thr Ser Ser
            20                  25                  30


Asn Ala Tyr Trp Gly Trp Ile Arg Gln Pro Pro Gly Lys Gly Leu Glu
        35                  40                  45


Trp Ile Gly Ser Ile Asp Tyr Thr Gly Ser Thr Ala Tyr Asn Pro Ser
    50                  55                  60


Leu Lys Ser Arg Val Thr Ile Ser Val Asp Thr Ser Lys Asn Gln Phe
65                  70                  75                  80


Ser Leu Lys Leu Ser Ser Val Thr Ala Ala Asp Thr Ala Val Tyr Tyr
                85                  90                  95


Cys Ala His Gly Lys Tyr Tyr Glu Thr Tyr Leu Gly Phe Asp Val Trp
            100                 105                 110


Gly Gln Gly Thr Leu Val Thr Val Ser Ser Ala Ser Thr Lys Gly Pro
        115                 120                 125


Ser Val Phe Pro Leu Ala Pro Ser Ser Lys Ser Thr Ser Gly Gly Thr
    130                 135                 140


Ala Ala Leu Gly Cys Leu Val Lys Asp Tyr Phe Pro Glu Pro Val Thr
145                 150                 155                 160


Val Ser Trp Asn Ser Gly Ala Leu Thr Ser Gly Val His Thr Phe Pro
                165                 170                 175


Ala Val Leu Gln Ser Ser Gly Leu Tyr Ser Leu Ser Ser Val Val Thr
            180                 185                 190
```

```
Val Pro Ser Ser Ser Leu Gly Thr Gln Thr Tyr Ile Cys Asn Val Asn
        195                 200                 205

His Lys Pro Ser Asn Thr Lys Val Asp Lys Lys Val Glu Pro Lys Ser
    210                 215                 220

Cys Asp Lys Thr His Thr Cys Pro Pro Cys Pro Ala Pro Glu Leu Leu
225                 230                 235                 240

Gly Gly Pro Ser Val Phe Leu Phe Pro Pro Lys Pro Lys Asp Thr Leu
                245                 250                 255

Tyr Ile Thr Arg Glu Pro Glu Val Thr Cys Val Val Val Asp Val Ser
            260                 265                 270

His Glu Asp Pro Glu Val Lys Phe Asn Trp Tyr Val Asp Gly Val Glu
        275                 280                 285

Val His Asn Ala Lys Thr Lys Pro Arg Glu Glu Gln Tyr Gly Ser Thr
    290                 295                 300

Tyr Arg Val Val Ser Val Leu Thr Val Leu His Gln Asp Trp Leu Asn
305                 310                 315                 320

Gly Lys Glu Tyr Lys Cys Lys Val Ser Asn Lys Ala Leu Pro Ala Pro
                325                 330                 335

Ile Glu Lys Thr Ile Ser Lys Ala Lys Gly Gln Pro Arg Glu Pro Gln
            340                 345                 350

Val Tyr Thr Leu Pro Pro Ser Arg Asp Glu Leu Thr Lys Asn Gln Val
        355                 360                 365

Ser Leu Trp Cys Leu Val Lys Gly Phe Tyr Pro Ser Asp Ile Ala Val
    370                 375                 380

Glu Trp Glu Ser Asn Gly Gln Pro Glu Asn Asn Tyr Lys Thr Thr Pro
385                 390                 395                 400

Pro Val Leu Asp Ser Asp Gly Ser Phe Phe Leu Tyr Ser Lys Leu Thr
                405                 410                 415

Val Asp Lys Ser Arg Trp Gln Gln Gly Asn Val Phe Ser Cys Ser Val
            420                 425                 430

Met His Glu Ala Leu His Asn His Tyr Thr Gln Lys Ser Leu Ser Leu
        435                 440                 445
```

Ser Pro Gly Lys
    450

<210> 542
<211> 452
<212> PRT
<213> artificial

<220>
<223> Synthetic polypeptide

<400> 542

Glu Leu Gln Leu Gln Glu Ser Gly Pro Gly Leu Val Lys Pro Ser Glu
1   5   10   15

Thr Leu Ser Leu Thr Cys Thr Val Ser Gly Gly Ser Ile Thr Ser Ser
            20   25   30

Asn Ala Tyr Trp Gly Trp Ile Arg Gln Pro Pro Gly Lys Gly Leu Glu
        35   40   45

Trp Ile Gly Ser Ile Asp Tyr Thr Gly Ser Thr Ala Tyr Asn Pro Ser
    50   55   60

Leu Lys Ser Arg Val Thr Ile Ser Val Asp Thr Ser Lys Asn Gln Phe
65   70   75   80

Ser Leu Lys Leu Ser Ser Val Thr Ala Ala Asp Thr Ala Val Tyr Tyr
                85   90   95

Cys Ala His Gly Lys Tyr Tyr Glu Thr Tyr Leu Gly Phe Asp Val Trp
            100   105   110

Gly Gln Gly Thr Leu Val Thr Val Ser Ser Ala Ser Thr Lys Gly Pro
        115   120   125

Ser Val Phe Pro Leu Ala Pro Ser Ser Lys Ser Thr Ser Gly Gly Thr
    130   135   140

Ala Ala Leu Gly Cys Leu Val Lys Asp Tyr Phe Pro Glu Pro Val Thr
145   150   155   160

Val Ser Trp Asn Ser Gly Ala Leu Thr Ser Gly Val His Thr Phe Pro
                165   170   175

Ala Val Leu Gln Ser Ser Gly Leu Tyr Ser Leu Ser Ser Val Val Thr
            180   185   190

Val Pro Ser Ser Ser Leu Gly Thr Gln Thr Tyr Ile Cys Asn Val Asn
        195   200   205

```
His Lys Pro Ser Asn Thr Lys Val Asp Lys Lys Val Glu Pro Lys Ser
    210                 215                 220

Cys Asp Lys Thr His Thr Cys Pro Pro Cys Pro Ala Pro Glu Leu Leu
225                 230                 235                 240

Gly Gly Pro Ser Val Phe Leu Phe Pro Pro Lys Pro Lys Asp Thr Leu
                245                 250                 255

Met Ile Ser Arg Thr Pro Glu Val Thr Cys Val Val Val Asp Val Ser
            260                 265                 270

His Glu Asp Pro Glu Val Lys Phe Asn Trp Tyr Val Asp Gly Val Glu
        275                 280                 285

Val His Asn Ala Lys Thr Lys Pro Arg Glu Glu Gln Tyr Gly Ser Thr
    290                 295                 300

Tyr Arg Val Val Ser Val Leu Thr Val Leu His Gln Asp Trp Leu Asn
305                 310                 315                 320

Gly Lys Glu Tyr Lys Cys Lys Val Ser Asn Lys Ala Leu Pro Ala Pro
                325                 330                 335

Ile Glu Lys Thr Ile Ser Lys Ala Lys Gly Gln Pro Arg Glu Pro Gln
            340                 345                 350

Val Tyr Thr Leu Pro Pro Ser Arg Asp Glu Leu Thr Lys Asn Gln Val
        355                 360                 365

Ser Leu Ser Cys Ala Val Lys Gly Phe Tyr Pro Ser Asp Ile Ala Val
    370                 375                 380

Glu Trp Glu Ser Asn Gly Gln Pro Glu Asn Asn Tyr Lys Thr Thr Pro
385                 390                 395                 400

Pro Val Leu Asp Ser Asp Gly Ser Phe Phe Leu Val Ser Lys Leu Thr
                405                 410                 415

Val Asp Lys Ser Arg Trp Gln Gln Gly Asn Val Phe Ser Cys Ser Val
            420                 425                 430

Met His Glu Ala Leu His Asn His Tyr Thr Gln Lys Ser Leu Ser Leu
        435                 440                 445

Ser Pro Gly Lys
    450
```

<210> 543
<211> 451
<212> PRT
<213> artificial

<220>
<223> Synthetic polypeptide

<400> 543

```
Glu Leu Gln Leu Gln Glu Ser Gly Pro Gly Leu Val Lys Pro Ser Glu
1               5                   10                  15


Thr Leu Ser Leu Thr Cys Thr Val Ser Gly Gly Ser Ile Thr Ser Ser
            20                  25                  30


Asn Ala Tyr Trp Gly Trp Ile Arg Gln Pro Pro Gly Lys Gly Leu Glu
        35                  40                  45


Trp Ile Gly Ser Ile Asp Tyr Thr Gly Ser Thr Ala Tyr Asn Pro Ser
    50                  55                  60


Leu Lys Ser Arg Val Thr Ile Ser Val Asp Thr Ser Lys Asn Gln Phe
65                  70                  75                  80


Ser Leu Lys Leu Ser Ser Val Thr Ala Ala Asp Thr Ala Val Tyr Tyr
                85                  90                  95


Cys Ala His Gly Lys Tyr Tyr Glu Thr Tyr Leu Gly Phe Asp Val Trp
            100                 105                 110


Gly Gln Gly Thr Leu Val Thr Val Ser Ser Ala Ser Thr Lys Gly Pro
        115                 120                 125


Ser Val Phe Pro Leu Ala Pro Ser Ser Lys Ser Thr Ser Gly Gly Thr
    130                 135                 140


Ala Ala Leu Gly Cys Leu Val Lys Asp Tyr Phe Pro Glu Pro Val Thr
145                 150                 155                 160


Val Ser Trp Asn Ser Gly Ala Leu Thr Ser Gly Val His Thr Phe Pro
                165                 170                 175


Ala Val Leu Gln Ser Ser Gly Leu Tyr Ser Leu Ser Ser Val Val Thr
            180                 185                 190


Val Pro Ser Ser Ser Leu Gly Thr Gln Thr Tyr Ile Cys Asn Val Asn
        195                 200                 205


His Lys Pro Ser Asn Thr Lys Val Asp Lys Lys Val Glu Pro Lys Ser
    210                 215                 220
```

```
Cys Asp Lys Thr His Thr Cys Pro Pro Cys Pro Ala Pro Glu Leu Leu
225                 230                 235                 240

Gly Gly Pro Ser Val Phe Leu Phe Pro Pro Lys Pro Lys Asp Thr Leu
                245                 250                 255

Tyr Ile Thr Arg Glu Pro Glu Val Thr Cys Val Val Val Asp Val Ser
            260                 265                 270

His Glu Asp Pro Glu Val Lys Phe Asn Trp Tyr Val Asp Gly Val Glu
        275                 280                 285

Val His Asn Ala Lys Thr Lys Pro Arg Glu Glu Gln Tyr Gly Ser Thr
    290                 295                 300

Tyr Arg Val Val Ser Val Leu Thr Val Leu His Gln Asp Trp Leu Asn
305                 310                 315                 320

Gly Lys Glu Tyr Lys Cys Lys Val Ser Asn Lys Ala Leu Pro Ala Pro
                325                 330                 335

Ile Glu Lys Thr Ile Ser Lys Ala Lys Gly Gln Pro Arg Glu Pro Gln
            340                 345                 350

Val Tyr Thr Leu Pro Pro Ser Arg Asp Glu Leu Thr Lys Asn Gln Val
        355                 360                 365

Ser Leu Ser Cys Ala Val Lys Gly Phe Tyr Pro Ser Asp Ile Ala Val
    370                 375                 380

Glu Trp Glu Ser Asn Gly Gln Pro Glu Asn Asn Tyr Lys Thr Thr Pro
385                 390                 395                 400

Pro Val Leu Asp Ser Asp Gly Ser Phe Phe Leu Val Ser Lys Leu Thr
                405                 410                 415

Val Asp Lys Ser Arg Trp Gln Gln Gly Asn Val Phe Ser Cys Ser Val
            420                 425                 430

Met His Glu Ala Leu His Asn His Tyr Thr Gln Lys Ser Leu Ser Leu
        435                 440                 445

Ser Pro Gly
    450
```

<210> 544
<211> 452
<212> PRT
<213> artificial

<220>
<223> Synthetic polypeptide

<400> 544

```
Glu Leu Gln Leu Gln Glu Ser Gly Pro Gly Leu Val Lys Pro Ser Glu
1               5                   10                  15


Thr Leu Ser Leu Thr Cys Thr Val Ser Gly Gly Ser Ile Thr Ser Ser
            20                  25                  30


Asn Ala Tyr Trp Gly Trp Ile Arg Gln Pro Pro Gly Lys Gly Leu Glu
        35                  40                  45


Trp Ile Gly Ser Ile Asp Tyr Thr Gly Ser Thr Ala Tyr Asn Pro Ser
    50                  55                  60


Leu Lys Ser Arg Val Thr Ile Ser Val Asp Thr Ser Lys Asn Gln Phe
65                  70                  75                  80


Ser Leu Lys Leu Ser Ser Val Thr Ala Ala Asp Thr Ala Val Tyr Tyr
                85                  90                  95


Cys Ala His Gly Lys Tyr Tyr Glu Thr Tyr Leu Gly Phe Asp Val Trp
            100                 105                 110


Gly Gln Gly Thr Leu Val Thr Val Ser Ser Ala Ser Thr Lys Gly Pro
        115                 120                 125


Ser Val Phe Pro Leu Ala Pro Ser Ser Lys Ser Thr Ser Gly Gly Thr
    130                 135                 140


Ala Ala Leu Gly Cys Leu Val Lys Asp Tyr Phe Pro Glu Pro Val Thr
145                 150                 155                 160


Val Ser Trp Asn Ser Gly Ala Leu Thr Ser Gly Val His Thr Phe Pro
                165                 170                 175


Ala Val Leu Gln Ser Ser Gly Leu Tyr Ser Leu Ser Ser Val Val Thr
            180                 185                 190


Val Pro Ser Ser Ser Leu Gly Thr Gln Thr Tyr Ile Cys Asn Val Asn
        195                 200                 205


His Lys Pro Ser Asn Thr Lys Val Asp Lys Lys Val Glu Pro Lys Ser
    210                 215                 220


Cys Asp Lys Thr His Thr Cys Pro Pro Cys Pro Ala Pro Glu Leu Leu
225                 230                 235                 240
```

```
Gly Gly Pro Ser Val Phe Leu Phe Pro Pro Lys Pro Lys Asp Thr Leu
                245                 250                 255

Tyr Ile Thr Arg Glu Pro Glu Val Thr Cys Val Val Val Asp Val Ser
            260                 265                 270

His Glu Asp Pro Glu Val Lys Phe Asn Trp Tyr Val Asp Gly Val Glu
        275                 280                 285

Val His Asn Ala Lys Thr Lys Pro Arg Glu Glu Gln Tyr Gly Ser Thr
    290                 295                 300

Tyr Arg Val Val Ser Val Leu Thr Val Leu His Gln Asp Trp Leu Asn
305                 310                 315                 320

Gly Lys Glu Tyr Lys Cys Lys Val Ser Asn Lys Ala Leu Pro Ala Pro
                325                 330                 335

Ile Glu Lys Thr Ile Ser Lys Ala Lys Gly Gln Pro Arg Glu Pro Gln
            340                 345                 350

Val Tyr Thr Leu Pro Pro Ser Arg Asp Glu Leu Thr Lys Asn Gln Val
        355                 360                 365

Ser Leu Ser Cys Ala Val Lys Gly Phe Tyr Pro Ser Asp Ile Ala Val
    370                 375                 380

Glu Trp Glu Ser Asn Gly Gln Pro Glu Asn Asn Tyr Lys Thr Thr Pro
385                 390                 395                 400

Pro Val Leu Asp Ser Asp Gly Ser Phe Phe Leu Val Ser Lys Leu Thr
                405                 410                 415

Val Asp Lys Ser Arg Trp Gln Gln Gly Asn Val Phe Ser Cys Ser Val
            420                 425                 430

Met His Glu Ala Leu His Asn His Tyr Thr Gln Lys Ser Leu Ser Leu
        435                 440                 445

Ser Pro Gly Lys
    450
```

<210> 545
<211> 452
<212> PRT
<213> artificial

<220>
<223> Synthetic polypeptide

<400> 545

```
Glu Leu Gln Leu Gln Glu Ser Gly Pro Gly Leu Val Lys Pro Ser Glu
1               5                   10                  15


Thr Leu Ser Leu Thr Cys Thr Val Ser Gly Gly Ser Ile Thr Ala Ser
            20                  25                  30


Asn Tyr Tyr Trp Gly Trp Ile Arg Gln Pro Pro Gly Lys Gly Leu Glu
        35                  40                  45


Trp Ile Gly Ser Ile Asp Tyr Thr Gly Ser Thr Tyr Tyr Asn Thr Ser
    50                  55                  60


Leu Lys Ser Arg Val Thr Ile Ser Val Asp Thr Ser Lys Asn Gln Phe
65                  70                  75                  80


Ser Leu Lys Leu Ser Ser Val Thr Ala Ala Asp Thr Ala Val Tyr Tyr
                85                  90                  95


Cys Ala Thr Gly Lys Tyr Tyr Glu Thr Tyr Leu Gly Phe Asp Val Trp
            100                 105                 110


Gly Gln Gly Thr Leu Val Thr Val Ser Ser Ala Ser Thr Lys Gly Pro
        115                 120                 125


Ser Val Phe Pro Leu Ala Pro Ser Ser Lys Ser Thr Ser Gly Gly Thr
    130                 135                 140


Ala Ala Leu Gly Cys Leu Val Lys Asp Tyr Phe Pro Glu Pro Val Thr
145                 150                 155                 160


Val Ser Trp Asn Ser Gly Ala Leu Thr Ser Gly Val His Thr Phe Pro
                165                 170                 175


Ala Val Leu Gln Ser Ser Gly Leu Tyr Ser Leu Ser Ser Val Val Thr
            180                 185                 190


Val Pro Ser Ser Ser Leu Gly Thr Gln Thr Tyr Ile Cys Asn Val Asn
        195                 200                 205


His Lys Pro Ser Asn Thr Lys Val Asp Lys Lys Val Glu Pro Lys Ser
    210                 215                 220


Cys Asp Lys Thr His Thr Cys Pro Pro Cys Pro Ala Pro Glu Leu Leu
225                 230                 235                 240


Gly Gly Pro Ser Val Phe Leu Phe Pro Pro Lys Pro Lys Asp Thr Leu
                245                 250                 255
```

```
Met Ile Ser Arg Thr Pro Glu Val Thr Cys Val Val Val Asp Val Ser
            260                 265                 270

His Glu Asp Pro Glu Val Lys Phe Asn Trp Tyr Val Asp Gly Val Glu
        275                 280                 285

Val His Asn Ala Lys Thr Lys Pro Arg Glu Glu Gln Tyr Gly Ser Thr
    290                 295                 300

Tyr Arg Val Val Ser Val Leu Thr Val Leu His Gln Asp Trp Leu Asn
305                 310                 315                 320

Gly Lys Glu Tyr Lys Cys Lys Val Ser Asn Lys Ala Leu Pro Ala Pro
                325                 330                 335

Ile Glu Lys Thr Ile Ser Lys Ala Lys Gly Gln Pro Arg Glu Pro Gln
            340                 345                 350

Val Tyr Thr Leu Pro Pro Ser Arg Asp Glu Leu Thr Lys Asn Gln Val
        355                 360                 365

Ser Leu Thr Cys Leu Val Lys Gly Phe Tyr Pro Ser Asp Ile Ala Val
    370                 375                 380

Glu Trp Glu Ser Asn Gly Gln Pro Glu Asn Asn Tyr Lys Thr Thr Pro
385                 390                 395                 400

Pro Val Leu Asp Ser Asp Gly Ser Phe Phe Leu Tyr Ser Lys Leu Thr
                405                 410                 415

Val Asp Lys Ser Arg Trp Gln Gln Gly Asn Val Phe Ser Cys Ser Val
            420                 425                 430

Met His Glu Ala Leu His Asn His Tyr Thr Gln Lys Ser Leu Ser Leu
        435                 440                 445

Ser Pro Gly Lys
    450
```

<210> 546
<211> 451
<212> PRT
<213> artificial

<220>
<223> Synthetic polypeptide

<400> 546

```
Glu Leu Gln Leu Gln Glu Ser Gly Pro Gly Leu Val Lys Pro Ser Glu
1               5                   10                  15
```

```
Thr Leu Ser Leu Thr Cys Thr Val Ser Gly Gly Ser Ile Thr Ala Ser
            20                  25                  30

Asn Tyr Tyr Trp Gly Trp Ile Arg Gln Pro Pro Gly Lys Gly Leu Glu
        35                  40                  45

Trp Ile Gly Ser Ile Asp Tyr Thr Gly Ser Thr Tyr Tyr Asn Thr Ser
    50                  55                  60

Leu Lys Ser Arg Val Thr Ile Ser Val Asp Thr Ser Lys Asn Gln Phe
65                  70                  75                  80

Ser Leu Lys Leu Ser Ser Val Thr Ala Ala Asp Thr Ala Val Tyr Tyr
                85                  90                  95

Cys Ala Thr Gly Lys Tyr Tyr Glu Thr Tyr Leu Gly Phe Asp Val Trp
            100                 105                 110

Gly Gln Gly Thr Leu Val Thr Val Ser Ser Ala Ser Thr Lys Gly Pro
        115                 120                 125

Ser Val Phe Pro Leu Ala Pro Ser Ser Lys Ser Thr Ser Gly Gly Thr
    130                 135                 140

Ala Ala Leu Gly Cys Leu Val Lys Asp Tyr Phe Pro Glu Pro Val Thr
145                 150                 155                 160

Val Ser Trp Asn Ser Gly Ala Leu Thr Ser Gly Val His Thr Phe Pro
                165                 170                 175

Ala Val Leu Gln Ser Ser Gly Leu Tyr Ser Leu Ser Ser Val Val Thr
            180                 185                 190

Val Pro Ser Ser Ser Leu Gly Thr Gln Thr Tyr Ile Cys Asn Val Asn
        195                 200                 205

His Lys Pro Ser Asn Thr Lys Val Asp Lys Lys Val Glu Pro Lys Ser
    210                 215                 220

Cys Asp Lys Thr His Thr Cys Pro Pro Cys Pro Ala Pro Glu Leu Leu
225                 230                 235                 240

Gly Gly Pro Ser Val Phe Leu Phe Pro Pro Lys Pro Lys Asp Thr Leu
                245                 250                 255

Tyr Ile Thr Arg Glu Pro Glu Val Thr Cys Val Val Val Asp Val Ser
            260                 265                 270
```

```
His Glu Asp Pro Glu Val Lys Phe Asn Trp Tyr Val Asp Gly Val Glu
        275                 280                 285

Val His Asn Ala Lys Thr Lys Pro Arg Glu Glu Gln Tyr Gly Ser Thr
    290                 295                 300

Tyr Arg Val Val Ser Val Leu Thr Val Leu His Gln Asp Trp Leu Asn
305                 310                 315                 320

Gly Lys Glu Tyr Lys Cys Lys Val Ser Asn Lys Ala Leu Pro Ala Pro
                325                 330                 335

Ile Glu Lys Thr Ile Ser Lys Ala Lys Gly Gln Pro Arg Glu Pro Gln
            340                 345                 350

Val Tyr Thr Leu Pro Pro Ser Arg Asp Glu Leu Thr Lys Asn Gln Val
        355                 360                 365

Ser Leu Thr Cys Leu Val Lys Gly Phe Tyr Pro Ser Asp Ile Ala Val
    370                 375                 380

Glu Trp Glu Ser Asn Gly Gln Pro Glu Asn Asn Tyr Lys Thr Thr Pro
385                 390                 395                 400

Pro Val Leu Asp Ser Asp Gly Ser Phe Phe Leu Tyr Ser Lys Leu Thr
                405                 410                 415

Val Asp Lys Ser Arg Trp Gln Gln Gly Asn Val Phe Ser Cys Ser Val
            420                 425                 430

Met His Glu Ala Leu His Asn His Tyr Thr Gln Lys Ser Leu Ser Leu
        435                 440                 445

Ser Pro Gly
    450
```

<210> 547
<211> 452
<212> PRT
<213> artificial

<220>
<223> Synthetic polypeptide

<400> 547

```
Glu Leu Gln Leu Gln Glu Ser Gly Pro Gly Leu Val Lys Pro Ser Glu
1               5                   10                  15

Thr Leu Ser Leu Thr Cys Thr Val Ser Gly Gly Ser Ile Thr Ala Ser
            20                  25                  30
```

```
Asn Tyr Tyr Trp Gly Trp Ile Arg Gln Pro Pro Gly Lys Gly Leu Glu
        35                  40                  45

Trp Ile Gly Ser Ile Asp Tyr Thr Gly Ser Thr Tyr Tyr Asn Thr Ser
    50                  55                  60

Leu Lys Ser Arg Val Thr Ile Ser Val Asp Thr Ser Lys Asn Gln Phe
65                  70                  75                  80

Ser Leu Lys Leu Ser Ser Val Thr Ala Ala Asp Thr Ala Val Tyr Tyr
                85                  90                  95

Cys Ala Thr Gly Lys Tyr Tyr Glu Thr Tyr Leu Gly Phe Asp Val Trp
            100                 105                 110

Gly Gln Gly Thr Leu Val Thr Val Ser Ser Ala Ser Thr Lys Gly Pro
        115                 120                 125

Ser Val Phe Pro Leu Ala Pro Ser Ser Lys Ser Thr Ser Gly Gly Thr
    130                 135                 140

Ala Ala Leu Gly Cys Leu Val Lys Asp Tyr Phe Pro Glu Pro Val Thr
145                 150                 155                 160

Val Ser Trp Asn Ser Gly Ala Leu Thr Ser Gly Val His Thr Phe Pro
                165                 170                 175

Ala Val Leu Gln Ser Ser Gly Leu Tyr Ser Leu Ser Ser Val Val Thr
            180                 185                 190

Val Pro Ser Ser Ser Leu Gly Thr Gln Thr Tyr Ile Cys Asn Val Asn
        195                 200                 205

His Lys Pro Ser Asn Thr Lys Val Asp Lys Lys Val Glu Pro Lys Ser
    210                 215                 220

Cys Asp Lys Thr His Thr Cys Pro Pro Cys Pro Ala Pro Glu Leu Leu
225                 230                 235                 240

Gly Gly Pro Ser Val Phe Leu Phe Pro Pro Lys Pro Lys Asp Thr Leu
                245                 250                 255

Tyr Ile Thr Arg Glu Pro Glu Val Thr Cys Val Val Val Asp Val Ser
            260                 265                 270

His Glu Asp Pro Glu Val Lys Phe Asn Trp Tyr Val Asp Gly Val Glu
        275                 280                 285
```

```
Val His Asn Ala Lys Thr Lys Pro Arg Glu Glu Gln Tyr Gly Ser Thr
    290                 295                 300

Tyr Arg Val Val Ser Val Leu Thr Val Leu His Gln Asp Trp Leu Asn
305                 310                 315                 320

Gly Lys Glu Tyr Lys Cys Lys Val Ser Asn Lys Ala Leu Pro Ala Pro
                325                 330                 335

Ile Glu Lys Thr Ile Ser Lys Ala Lys Gly Gln Pro Arg Glu Pro Gln
            340                 345                 350

Val Tyr Thr Leu Pro Pro Ser Arg Asp Glu Leu Thr Lys Asn Gln Val
        355                 360                 365

Ser Leu Thr Cys Leu Val Lys Gly Phe Tyr Pro Ser Asp Ile Ala Val
    370                 375                 380

Glu Trp Glu Ser Asn Gly Gln Pro Glu Asn Asn Tyr Lys Thr Thr Pro
385                 390                 395                 400

Pro Val Leu Asp Ser Asp Gly Ser Phe Phe Leu Tyr Ser Lys Leu Thr
                405                 410                 415

Val Asp Lys Ser Arg Trp Gln Gln Gly Asn Val Phe Ser Cys Ser Val
            420                 425                 430

Met His Glu Ala Leu His Asn His Tyr Thr Gln Lys Ser Leu Ser Leu
        435                 440                 445

Ser Pro Gly Lys
    450


<210>  548
<211>  452
<212>  PRT
<213>  artificial

<220>
<223>  Synthetic polypeptide

<400>  548

Glu Leu Gln Leu Gln Glu Ser Gly Pro Gly Leu Val Lys Pro Ser Glu
1               5                   10                  15

Thr Leu Ser Leu Thr Cys Thr Val Ser Gly Gly Ser Ile Thr Ala Ser
            20                  25                  30

Asn Tyr Tyr Trp Gly Trp Ile Arg Gln Pro Pro Gly Lys Gly Leu Glu
        35                  40                  45
```

```
Trp Ile Gly Ser Ile Asp Tyr Thr Gly Ser Thr Tyr Tyr Asn Thr Ser
    50                  55                  60

Leu Lys Ser Arg Val Thr Ile Ser Val Asp Thr Ser Lys Asn Gln Phe
65                  70                  75                  80

Ser Leu Lys Leu Ser Ser Val Thr Ala Ala Asp Thr Ala Val Tyr Tyr
                85                  90                  95

Cys Ala Thr Gly Lys Tyr Tyr Glu Thr Tyr Leu Gly Phe Asp Val Trp
            100                 105                 110

Gly Gln Gly Thr Leu Val Thr Val Ser Ser Ala Ser Thr Lys Gly Pro
        115                 120                 125

Ser Val Phe Pro Leu Ala Pro Ser Ser Lys Ser Thr Ser Gly Gly Thr
    130                 135                 140

Ala Ala Leu Gly Cys Leu Val Lys Asp Tyr Phe Pro Glu Pro Val Thr
145                 150                 155                 160

Val Ser Trp Asn Ser Gly Ala Leu Thr Ser Gly Val His Thr Phe Pro
                165                 170                 175

Ala Val Leu Gln Ser Ser Gly Leu Tyr Ser Leu Ser Ser Val Val Thr
            180                 185                 190

Val Pro Ser Ser Ser Leu Gly Thr Gln Thr Tyr Ile Cys Asn Val Asn
        195                 200                 205

His Lys Pro Ser Asn Thr Lys Val Asp Lys Lys Val Glu Pro Lys Ser
    210                 215                 220

Cys Asp Lys Thr His Thr Cys Pro Pro Cys Pro Ala Pro Glu Leu Leu
225                 230                 235                 240

Gly Gly Pro Ser Val Phe Leu Phe Pro Pro Lys Pro Lys Asp Thr Leu
                245                 250                 255

Met Ile Ser Arg Thr Pro Glu Val Thr Cys Val Val Val Asp Val Ser
            260                 265                 270

His Glu Asp Pro Glu Val Lys Phe Asn Trp Tyr Val Asp Gly Val Glu
        275                 280                 285

Val His Asn Ala Lys Thr Lys Pro Arg Glu Glu Gln Tyr Gly Ser Thr
    290                 295                 300
```

```
Tyr Arg Val Val Ser Val Leu Thr Val Leu His Gln Asp Trp Leu Asn
305                 310                 315                 320


Gly Lys Glu Tyr Lys Cys Lys Val Ser Asn Lys Ala Leu Pro Ala Pro
                325                 330                 335


Ile Glu Lys Thr Ile Ser Lys Ala Lys Gly Gln Pro Arg Glu Pro Gln
            340                 345                 350


Val Tyr Thr Leu Pro Pro Ser Arg Asp Glu Leu Thr Lys Asn Gln Val
        355                 360                 365


Ser Leu Trp Cys Leu Val Lys Gly Phe Tyr Pro Ser Asp Ile Ala Val
    370                 375                 380


Glu Trp Glu Ser Asn Gly Gln Pro Glu Asn Asn Tyr Lys Thr Thr Pro
385                 390                 395                 400


Pro Val Leu Asp Ser Asp Gly Ser Phe Phe Leu Tyr Ser Lys Leu Thr
                405                 410                 415


Val Asp Lys Ser Arg Trp Gln Gln Gly Asn Val Phe Ser Cys Ser Val
            420                 425                 430


Met His Glu Ala Leu His Asn His Tyr Thr Gln Lys Ser Leu Ser Leu
        435                 440                 445


Ser Pro Gly Lys
    450


<210>  549
<211>  451
<212>  PRT
<213>  artificial

<220>
<223>  Synthetic polypeptide

<400>  549

Glu Leu Gln Leu Gln Glu Ser Gly Pro Gly Leu Val Lys Pro Ser Glu
1               5                   10                  15


Thr Leu Ser Leu Thr Cys Thr Val Ser Gly Gly Ser Ile Thr Ala Ser
            20                  25                  30


Asn Tyr Tyr Trp Gly Trp Ile Arg Gln Pro Pro Gly Lys Gly Leu Glu
        35                  40                  45


Trp Ile Gly Ser Ile Asp Tyr Thr Gly Ser Thr Tyr Tyr Asn Thr Ser
    50                  55                  60
```

```
Leu Lys Ser Arg Val Thr Ile Ser Val Asp Thr Ser Lys Asn Gln Phe
65                  70                  75                  80


Ser Leu Lys Leu Ser Ser Val Thr Ala Ala Asp Thr Ala Val Tyr Tyr
                85                  90                  95


Cys Ala Thr Gly Lys Tyr Tyr Glu Thr Tyr Leu Gly Phe Asp Val Trp
            100                 105                 110


Gly Gln Gly Thr Leu Val Thr Val Ser Ser Ala Ser Thr Lys Gly Pro
        115                 120                 125


Ser Val Phe Pro Leu Ala Pro Ser Ser Lys Ser Thr Ser Gly Gly Thr
    130                 135                 140


Ala Ala Leu Gly Cys Leu Val Lys Asp Tyr Phe Pro Glu Pro Val Thr
145                 150                 155                 160


Val Ser Trp Asn Ser Gly Ala Leu Thr Ser Gly Val His Thr Phe Pro
                165                 170                 175


Ala Val Leu Gln Ser Ser Gly Leu Tyr Ser Leu Ser Ser Val Val Thr
            180                 185                 190


Val Pro Ser Ser Ser Leu Gly Thr Gln Thr Tyr Ile Cys Asn Val Asn
        195                 200                 205


His Lys Pro Ser Asn Thr Lys Val Asp Lys Lys Val Glu Pro Lys Ser
    210                 215                 220


Cys Asp Lys Thr His Thr Cys Pro Pro Cys Pro Ala Pro Glu Leu Leu
225                 230                 235                 240


Gly Gly Pro Ser Val Phe Leu Phe Pro Pro Lys Pro Lys Asp Thr Leu
                245                 250                 255


Tyr Ile Thr Arg Glu Pro Glu Val Thr Cys Val Val Val Asp Val Ser
            260                 265                 270


His Glu Asp Pro Glu Val Lys Phe Asn Trp Tyr Val Asp Gly Val Glu
        275                 280                 285


Val His Asn Ala Lys Thr Lys Pro Arg Glu Glu Gln Tyr Gly Ser Thr
    290                 295                 300


Tyr Arg Val Val Ser Val Leu Thr Val Leu His Gln Asp Trp Leu Asn
305                 310                 315                 320
```

```
Gly Lys Glu Tyr Lys Cys Lys Val Ser Asn Lys Ala Leu Pro Ala Pro
                325                 330                 335

Ile Glu Lys Thr Ile Ser Lys Ala Lys Gly Gln Pro Arg Glu Pro Gln
            340                 345                 350

Val Tyr Thr Leu Pro Pro Ser Arg Asp Glu Leu Thr Lys Asn Gln Val
        355                 360                 365

Ser Leu Trp Cys Leu Val Lys Gly Phe Tyr Pro Ser Asp Ile Ala Val
    370                 375                 380

Glu Trp Glu Ser Asn Gly Gln Pro Glu Asn Asn Tyr Lys Thr Thr Pro
385                 390                 395                 400

Pro Val Leu Asp Ser Asp Gly Ser Phe Phe Leu Tyr Ser Lys Leu Thr
                405                 410                 415

Val Asp Lys Ser Arg Trp Gln Gln Gly Asn Val Phe Ser Cys Ser Val
            420                 425                 430

Met His Glu Ala Leu His Asn His Tyr Thr Gln Lys Ser Leu Ser Leu
        435                 440                 445

Ser Pro Gly
    450
```

<210> 550
<211> 452
<212> PRT
<213> artificial

<220>
<223> Synthetic polypeptide

<400> 550

```
Glu Leu Gln Leu Gln Glu Ser Gly Pro Gly Leu Val Lys Pro Ser Glu
1               5                   10                  15

Thr Leu Ser Leu Thr Cys Thr Val Ser Gly Gly Ser Ile Thr Ala Ser
            20                  25                  30

Asn Tyr Tyr Trp Gly Trp Ile Arg Gln Pro Pro Gly Lys Gly Leu Glu
        35                  40                  45

Trp Ile Gly Ser Ile Asp Tyr Thr Gly Ser Thr Tyr Tyr Asn Thr Ser
    50                  55                  60

Leu Lys Ser Arg Val Thr Ile Ser Val Asp Thr Ser Lys Asn Gln Phe
65                  70                  75                  80
```

```
Ser Leu Lys Leu Ser Ser Val Thr Ala Ala Asp Thr Ala Val Tyr Tyr
                85                  90                  95

Cys Ala Thr Gly Lys Tyr Tyr Glu Thr Tyr Leu Gly Phe Asp Val Trp
            100                 105                 110

Gly Gln Gly Thr Leu Val Thr Val Ser Ser Ala Ser Thr Lys Gly Pro
        115                 120                 125

Ser Val Phe Pro Leu Ala Pro Ser Ser Lys Ser Thr Ser Gly Gly Thr
    130                 135                 140

Ala Ala Leu Gly Cys Leu Val Lys Asp Tyr Phe Pro Glu Pro Val Thr
145                 150                 155                 160

Val Ser Trp Asn Ser Gly Ala Leu Thr Ser Gly Val His Thr Phe Pro
                165                 170                 175

Ala Val Leu Gln Ser Ser Gly Leu Tyr Ser Leu Ser Ser Val Val Thr
            180                 185                 190

Val Pro Ser Ser Ser Leu Gly Thr Gln Thr Tyr Ile Cys Asn Val Asn
        195                 200                 205

His Lys Pro Ser Asn Thr Lys Val Asp Lys Lys Val Glu Pro Lys Ser
    210                 215                 220

Cys Asp Lys Thr His Thr Cys Pro Pro Cys Pro Ala Pro Glu Leu Leu
225                 230                 235                 240

Gly Gly Pro Ser Val Phe Leu Phe Pro Pro Lys Pro Lys Asp Thr Leu
                245                 250                 255

Tyr Ile Thr Arg Glu Pro Glu Val Thr Cys Val Val Val Asp Val Ser
            260                 265                 270

His Glu Asp Pro Glu Val Lys Phe Asn Trp Tyr Val Asp Gly Val Glu
        275                 280                 285

Val His Asn Ala Lys Thr Lys Pro Arg Glu Glu Gln Tyr Gly Ser Thr
    290                 295                 300

Tyr Arg Val Val Ser Val Leu Thr Val Leu His Gln Asp Trp Leu Asn
305                 310                 315                 320

Gly Lys Glu Tyr Lys Cys Lys Val Ser Asn Lys Ala Leu Pro Ala Pro
                325                 330                 335
```

```
Ile Glu Lys Thr Ile Ser Lys Ala Lys Gly Gln Pro Arg Glu Pro Gln
            340                 345                 350

Val Tyr Thr Leu Pro Pro Ser Arg Asp Glu Leu Thr Lys Asn Gln Val
        355                 360                 365

Ser Leu Trp Cys Leu Val Lys Gly Phe Tyr Pro Ser Asp Ile Ala Val
    370                 375                 380

Glu Trp Glu Ser Asn Gly Gln Pro Glu Asn Asn Tyr Lys Thr Thr Pro
385                 390                 395                 400

Pro Val Leu Asp Ser Asp Gly Ser Phe Phe Leu Tyr Ser Lys Leu Thr
                405                 410                 415

Val Asp Lys Ser Arg Trp Gln Gln Gly Asn Val Phe Ser Cys Ser Val
            420                 425                 430

Met His Glu Ala Leu His Asn His Tyr Thr Gln Lys Ser Leu Ser Leu
        435                 440                 445

Ser Pro Gly Lys
    450
```

<210> 551
<211> 452
<212> PRT
<213> artificial

<220>
<223> Synthetic polypeptide

<400> 551

```
Glu Leu Gln Leu Gln Glu Ser Gly Pro Gly Leu Val Lys Pro Ser Glu
1               5                   10                  15

Thr Leu Ser Leu Thr Cys Thr Val Ser Gly Gly Ser Ile Thr Ala Ser
            20                  25                  30

Asn Tyr Tyr Trp Gly Trp Ile Arg Gln Pro Pro Gly Lys Gly Leu Glu
        35                  40                  45

Trp Ile Gly Ser Ile Asp Tyr Thr Gly Ser Thr Tyr Tyr Asn Thr Ser
    50                  55                  60

Leu Lys Ser Arg Val Thr Ile Ser Val Asp Thr Ser Lys Asn Gln Phe
65                  70                  75                  80

Ser Leu Lys Leu Ser Ser Val Thr Ala Ala Asp Thr Ala Val Tyr Tyr
                85                  90                  95
```

```
Cys Ala Thr Gly Lys Tyr Tyr Glu Thr Tyr Leu Gly Phe Asp Val Trp
            100                 105                 110

Gly Gln Gly Thr Leu Val Thr Val Ser Ser Ala Ser Thr Lys Gly Pro
        115                 120                 125

Ser Val Phe Pro Leu Ala Pro Ser Ser Lys Ser Thr Ser Gly Gly Thr
    130                 135                 140

Ala Ala Leu Gly Cys Leu Val Lys Asp Tyr Phe Pro Glu Pro Val Thr
145                 150                 155                 160

Val Ser Trp Asn Ser Gly Ala Leu Thr Ser Gly Val His Thr Phe Pro
                165                 170                 175

Ala Val Leu Gln Ser Ser Gly Leu Tyr Ser Leu Ser Ser Val Val Thr
            180                 185                 190

Val Pro Ser Ser Ser Leu Gly Thr Gln Thr Tyr Ile Cys Asn Val Asn
        195                 200                 205

His Lys Pro Ser Asn Thr Lys Val Asp Lys Lys Val Glu Pro Lys Ser
    210                 215                 220

Cys Asp Lys Thr His Thr Cys Pro Pro Cys Pro Ala Pro Glu Leu Leu
225                 230                 235                 240

Gly Gly Pro Ser Val Phe Leu Phe Pro Pro Lys Pro Lys Asp Thr Leu
                245                 250                 255

Met Ile Ser Arg Thr Pro Glu Val Thr Cys Val Val Val Asp Val Ser
            260                 265                 270

His Glu Asp Pro Glu Val Lys Phe Asn Trp Tyr Val Asp Gly Val Glu
        275                 280                 285

Val His Asn Ala Lys Thr Lys Pro Arg Glu Glu Gln Tyr Gly Ser Thr
    290                 295                 300

Tyr Arg Val Val Ser Val Leu Thr Val Leu His Gln Asp Trp Leu Asn
305                 310                 315                 320

Gly Lys Glu Tyr Lys Cys Lys Val Ser Asn Lys Ala Leu Pro Ala Pro
                325                 330                 335

Ile Glu Lys Thr Ile Ser Lys Ala Lys Gly Gln Pro Arg Glu Pro Gln
            340                 345                 350
```

```
Val Tyr Thr Leu Pro Pro Ser Arg Asp Glu Leu Thr Lys Asn Gln Val
        355                 360                 365

Ser Leu Ser Cys Ala Val Lys Gly Phe Tyr Pro Ser Asp Ile Ala Val
    370                 375                 380

Glu Trp Glu Ser Asn Gly Gln Pro Glu Asn Asn Tyr Lys Thr Thr Pro
385                 390                 395                 400

Pro Val Leu Asp Ser Asp Gly Ser Phe Phe Leu Val Ser Lys Leu Thr
                405                 410                 415

Val Asp Lys Ser Arg Trp Gln Gln Gly Asn Val Phe Ser Cys Ser Val
            420                 425                 430

Met His Glu Ala Leu His Asn His Tyr Thr Gln Lys Ser Leu Ser Leu
        435                 440                 445

Ser Pro Gly Lys
    450
```

<210> 552
<211> 451
<212> PRT
<213> artificial

<220>
<223> Synthetic polypeptide

<400> 552

```
Glu Leu Gln Leu Gln Glu Ser Gly Pro Gly Leu Val Lys Pro Ser Glu
1               5                   10                  15

Thr Leu Ser Leu Thr Cys Thr Val Ser Gly Gly Ser Ile Thr Ala Ser
            20                  25                  30

Asn Tyr Tyr Trp Gly Trp Ile Arg Gln Pro Pro Gly Lys Gly Leu Glu
        35                  40                  45

Trp Ile Gly Ser Ile Asp Tyr Thr Gly Ser Thr Tyr Tyr Asn Thr Ser
    50                  55                  60

Leu Lys Ser Arg Val Thr Ile Ser Val Asp Thr Ser Lys Asn Gln Phe
65                  70                  75                  80

Ser Leu Lys Leu Ser Ser Val Thr Ala Ala Asp Thr Ala Val Tyr Tyr
                85                  90                  95

Cys Ala Thr Gly Lys Tyr Tyr Glu Thr Tyr Leu Gly Phe Asp Val Trp
            100                 105                 110
```

```
Gly Gln Gly Thr Leu Val Thr Val Ser Ser Ala Ser Thr Lys Gly Pro
        115                 120                 125


Ser Val Phe Pro Leu Ala Pro Ser Ser Lys Ser Thr Ser Gly Gly Thr
    130                 135                 140


Ala Ala Leu Gly Cys Leu Val Lys Asp Tyr Phe Pro Glu Pro Val Thr
145                 150                 155                 160


Val Ser Trp Asn Ser Gly Ala Leu Thr Ser Gly Val His Thr Phe Pro
                165                 170                 175


Ala Val Leu Gln Ser Ser Gly Leu Tyr Ser Leu Ser Ser Val Val Thr
            180                 185                 190


Val Pro Ser Ser Ser Leu Gly Thr Gln Thr Tyr Ile Cys Asn Val Asn
        195                 200                 205


His Lys Pro Ser Asn Thr Lys Val Asp Lys Lys Val Glu Pro Lys Ser
    210                 215                 220


Cys Asp Lys Thr His Thr Cys Pro Pro Cys Pro Ala Pro Glu Leu Leu
225                 230                 235                 240


Gly Gly Pro Ser Val Phe Leu Phe Pro Pro Lys Pro Lys Asp Thr Leu
                245                 250                 255


Tyr Ile Thr Arg Glu Pro Glu Val Thr Cys Val Val Val Asp Val Ser
            260                 265                 270


His Glu Asp Pro Glu Val Lys Phe Asn Trp Tyr Val Asp Gly Val Glu
        275                 280                 285


Val His Asn Ala Lys Thr Lys Pro Arg Glu Glu Gln Tyr Gly Ser Thr
    290                 295                 300


Tyr Arg Val Val Ser Val Leu Thr Val Leu His Gln Asp Trp Leu Asn
305                 310                 315                 320


Gly Lys Glu Tyr Lys Cys Lys Val Ser Asn Lys Ala Leu Pro Ala Pro
                325                 330                 335


Ile Glu Lys Thr Ile Ser Lys Ala Lys Gly Gln Pro Arg Glu Pro Gln
            340                 345                 350


Val Tyr Thr Leu Pro Pro Ser Arg Asp Glu Leu Thr Lys Asn Gln Val
        355                 360                 365
```

```
Ser Leu Ser Cys Ala Val Lys Gly Phe Tyr Pro Ser Asp Ile Ala Val
    370                 375                 380

Glu Trp Glu Ser Asn Gly Gln Pro Glu Asn Asn Tyr Lys Thr Thr Pro
385                 390                 395                 400

Pro Val Leu Asp Ser Asp Gly Ser Phe Phe Leu Val Ser Lys Leu Thr
                405                 410                 415

Val Asp Lys Ser Arg Trp Gln Gln Gly Asn Val Phe Ser Cys Ser Val
            420                 425                 430

Met His Glu Ala Leu His Asn His Tyr Thr Gln Lys Ser Leu Ser Leu
        435                 440                 445

Ser Pro Gly
    450
```

<210> 553
<211> 452
<212> PRT
<213> artificial

<220>
<223> Synthetic polypeptide

<400> 553

```
Glu Leu Gln Leu Gln Glu Ser Gly Pro Gly Leu Val Lys Pro Ser Glu
1               5                   10                  15

Thr Leu Ser Leu Thr Cys Thr Val Ser Gly Gly Ser Ile Thr Ala Ser
            20                  25                  30

Asn Tyr Tyr Trp Gly Trp Ile Arg Gln Pro Pro Gly Lys Gly Leu Glu
        35                  40                  45

Trp Ile Gly Ser Ile Asp Tyr Thr Gly Ser Thr Tyr Tyr Asn Thr Ser
    50                  55                  60

Leu Lys Ser Arg Val Thr Ile Ser Val Asp Thr Ser Lys Asn Gln Phe
65                  70                  75                  80

Ser Leu Lys Leu Ser Ser Val Thr Ala Ala Asp Thr Ala Val Tyr Tyr
                85                  90                  95

Cys Ala Thr Gly Lys Tyr Tyr Glu Thr Tyr Leu Gly Phe Asp Val Trp
            100                 105                 110

Gly Gln Gly Thr Leu Val Thr Val Ser Ser Ala Ser Thr Lys Gly Pro
        115                 120                 125
```

```
Ser Val Phe Pro Leu Ala Pro Ser Ser Lys Ser Thr Ser Gly Gly Thr
    130                 135                 140

Ala Ala Leu Gly Cys Leu Val Lys Asp Tyr Phe Pro Glu Pro Val Thr
145                 150                 155                 160

Val Ser Trp Asn Ser Gly Ala Leu Thr Ser Gly Val His Thr Phe Pro
                165                 170                 175

Ala Val Leu Gln Ser Ser Gly Leu Tyr Ser Leu Ser Ser Val Val Thr
            180                 185                 190

Val Pro Ser Ser Ser Leu Gly Thr Gln Thr Tyr Ile Cys Asn Val Asn
        195                 200                 205

His Lys Pro Ser Asn Thr Lys Val Asp Lys Lys Val Glu Pro Lys Ser
    210                 215                 220

Cys Asp Lys Thr His Thr Cys Pro Pro Cys Pro Ala Pro Glu Leu Leu
225                 230                 235                 240

Gly Gly Pro Ser Val Phe Leu Phe Pro Pro Lys Pro Lys Asp Thr Leu
                245                 250                 255

Tyr Ile Thr Arg Glu Pro Glu Val Thr Cys Val Val Val Asp Val Ser
            260                 265                 270

His Glu Asp Pro Glu Val Lys Phe Asn Trp Tyr Val Asp Gly Val Glu
        275                 280                 285

Val His Asn Ala Lys Thr Lys Pro Arg Glu Glu Gln Tyr Gly Ser Thr
    290                 295                 300

Tyr Arg Val Val Ser Val Leu Thr Val Leu His Gln Asp Trp Leu Asn
305                 310                 315                 320

Gly Lys Glu Tyr Lys Cys Lys Val Ser Asn Lys Ala Leu Pro Ala Pro
                325                 330                 335

Ile Glu Lys Thr Ile Ser Lys Ala Lys Gly Gln Pro Arg Glu Pro Gln
            340                 345                 350

Val Tyr Thr Leu Pro Pro Ser Arg Asp Glu Leu Thr Lys Asn Gln Val
        355                 360                 365

Ser Leu Ser Cys Ala Val Lys Gly Phe Tyr Pro Ser Asp Ile Ala Val
    370                 375                 380
```

```
Glu Trp Glu Ser Asn Gly Gln Pro Glu Asn Asn Tyr Lys Thr Thr Pro
385                 390                 395                 400


Pro Val Leu Asp Ser Asp Gly Ser Phe Phe Leu Val Ser Lys Leu Thr
                405                 410                 415


Val Asp Lys Ser Arg Trp Gln Gln Gly Asn Val Phe Ser Cys Ser Val
            420                 425                 430


Met His Glu Ala Leu His Asn His Tyr Thr Gln Lys Ser Leu Ser Leu
        435                 440                 445


Ser Pro Gly Lys
    450


<210>  554
<211>  452
<212>  PRT
<213>  artificial

<220>
<223>  Synthetic polypeptide

<400>  554

Glu Leu Gln Leu Gln Glu Ser Gly Pro Gly Leu Val Lys Pro Ser Glu
1               5                   10                  15


Thr Leu Ser Leu Thr Cys Thr Val Ser Gly Gly Ser Ile Thr Ala Ser
            20                  25                  30


Asn Tyr Tyr Trp Gly Trp Ile Arg Gln Pro Pro Gly Lys Gly Leu Glu
        35                  40                  45


Trp Ile Gly Ser Ile Asp Tyr Thr Gly Ser Thr Tyr Tyr Asn Pro Ser
    50                  55                  60


Leu Lys Ser Arg Val Thr Ile Ser Val Asp Thr Ser Lys Asn Gln Phe
65                  70                  75                  80


Ser Leu Lys Leu Ser Ser Val Thr Ala Ala Asp Thr Ala Val Tyr Tyr
                85                  90                  95


Cys Ala Thr Gly Lys Tyr Tyr Glu Thr Tyr Leu Gly Phe Asp Val Trp
            100                 105                 110


Gly Gln Gly Thr Leu Val Thr Val Ser Ser Ala Ser Thr Lys Gly Pro
        115                 120                 125


Ser Val Phe Pro Leu Ala Pro Ser Ser Lys Ser Thr Ser Gly Gly Thr
    130                 135                 140
```

```
Ala Ala Leu Gly Cys Leu Val Lys Asp Tyr Phe Pro Glu Pro Val Thr
145                 150                 155                 160


Val Ser Trp Asn Ser Gly Ala Leu Thr Ser Gly Val His Thr Phe Pro
                165                 170                 175


Ala Val Leu Gln Ser Ser Gly Leu Tyr Ser Leu Ser Ser Val Val Thr
            180                 185                 190


Val Pro Ser Ser Ser Leu Gly Thr Gln Thr Tyr Ile Cys Asn Val Asn
        195                 200                 205


His Lys Pro Ser Asn Thr Lys Val Asp Lys Lys Val Glu Pro Lys Ser
    210                 215                 220


Cys Asp Lys Thr His Thr Cys Pro Pro Cys Pro Ala Pro Glu Leu Leu
225                 230                 235                 240


Gly Gly Pro Ser Val Phe Leu Phe Pro Pro Lys Pro Lys Asp Thr Leu
                245                 250                 255


Met Ile Ser Arg Thr Pro Glu Val Thr Cys Val Val Val Asp Val Ser
            260                 265                 270


His Glu Asp Pro Glu Val Lys Phe Asn Trp Tyr Val Asp Gly Val Glu
        275                 280                 285


Val His Asn Ala Lys Thr Lys Pro Arg Glu Glu Gln Tyr Gly Ser Thr
    290                 295                 300


Tyr Arg Val Val Ser Val Leu Thr Val Leu His Gln Asp Trp Leu Asn
305                 310                 315                 320


Gly Lys Glu Tyr Lys Cys Lys Val Ser Asn Lys Ala Leu Pro Ala Pro
                325                 330                 335


Ile Glu Lys Thr Ile Ser Lys Ala Lys Gly Gln Pro Arg Glu Pro Gln
            340                 345                 350


Val Tyr Thr Leu Pro Pro Ser Arg Asp Glu Leu Thr Lys Asn Gln Val
        355                 360                 365


Ser Leu Thr Cys Leu Val Lys Gly Phe Tyr Pro Ser Asp Ile Ala Val
    370                 375                 380


Glu Trp Glu Ser Asn Gly Gln Pro Glu Asn Asn Tyr Lys Thr Thr Pro
385                 390                 395                 400
```

Pro Val Leu Asp Ser Asp Gly Ser Phe Phe Leu Tyr Ser Lys Leu Thr
405 410 415

Val Asp Lys Ser Arg Trp Gln Gln Gly Asn Val Phe Ser Cys Ser Val
420 425 430

Met His Glu Ala Leu His Asn His Tyr Thr Gln Lys Ser Leu Ser Leu
435 440 445

Ser Pro Gly Lys
450

<210> 555
<211> 451
<212> PRT
<213> artificial

<220>
<223> Synthetic polypeptide

<400> 555

Glu Leu Gln Leu Gln Glu Ser Gly Pro Gly Leu Val Lys Pro Ser Glu
1 5 10 15

Thr Leu Ser Leu Thr Cys Thr Val Ser Gly Gly Ser Ile Thr Ala Ser
20 25 30

Asn Tyr Tyr Trp Gly Trp Ile Arg Gln Pro Pro Gly Lys Gly Leu Glu
35 40 45

Trp Ile Gly Ser Ile Asp Tyr Thr Gly Ser Thr Tyr Tyr Asn Pro Ser
50 55 60

Leu Lys Ser Arg Val Thr Ile Ser Val Asp Thr Ser Lys Asn Gln Phe
65 70 75 80

Ser Leu Lys Leu Ser Ser Val Thr Ala Ala Asp Thr Ala Val Tyr Tyr
85 90 95

Cys Ala Thr Gly Lys Tyr Tyr Glu Thr Tyr Leu Gly Phe Asp Val Trp
100 105 110

Gly Gln Gly Thr Leu Val Thr Val Ser Ser Ala Ser Thr Lys Gly Pro
115 120 125

Ser Val Phe Pro Leu Ala Pro Ser Ser Lys Ser Thr Ser Gly Gly Thr
130 135 140

Ala Ala Leu Gly Cys Leu Val Lys Asp Tyr Phe Pro Glu Pro Val Thr
145 150 155 160

```
Val Ser Trp Asn Ser Gly Ala Leu Thr Ser Gly Val His Thr Phe Pro
                165                 170                 175

Ala Val Leu Gln Ser Ser Gly Leu Tyr Ser Leu Ser Ser Val Val Thr
            180                 185                 190

Val Pro Ser Ser Ser Leu Gly Thr Gln Thr Tyr Ile Cys Asn Val Asn
        195                 200                 205

His Lys Pro Ser Asn Thr Lys Val Asp Lys Lys Val Glu Pro Lys Ser
    210                 215                 220

Cys Asp Lys Thr His Thr Cys Pro Pro Cys Pro Ala Pro Glu Leu Leu
225                 230                 235                 240

Gly Gly Pro Ser Val Phe Leu Phe Pro Pro Lys Pro Lys Asp Thr Leu
                245                 250                 255

Tyr Ile Thr Arg Glu Pro Glu Val Thr Cys Val Val Val Asp Val Ser
            260                 265                 270

His Glu Asp Pro Glu Val Lys Phe Asn Trp Tyr Val Asp Gly Val Glu
        275                 280                 285

Val His Asn Ala Lys Thr Lys Pro Arg Glu Glu Gln Tyr Gly Ser Thr
    290                 295                 300

Tyr Arg Val Val Ser Val Leu Thr Val Leu His Gln Asp Trp Leu Asn
305                 310                 315                 320

Gly Lys Glu Tyr Lys Cys Lys Val Ser Asn Lys Ala Leu Pro Ala Pro
                325                 330                 335

Ile Glu Lys Thr Ile Ser Lys Ala Lys Gly Gln Pro Arg Glu Pro Gln
            340                 345                 350

Val Tyr Thr Leu Pro Pro Ser Arg Asp Glu Leu Thr Lys Asn Gln Val
        355                 360                 365

Ser Leu Thr Cys Leu Val Lys Gly Phe Tyr Pro Ser Asp Ile Ala Val
    370                 375                 380

Glu Trp Glu Ser Asn Gly Gln Pro Glu Asn Asn Tyr Lys Thr Thr Pro
385                 390                 395                 400

Pro Val Leu Asp Ser Asp Gly Ser Phe Phe Leu Tyr Ser Lys Leu Thr
                405                 410                 415
```

```
Val Asp Lys Ser Arg Trp Gln Gln Gly Asn Val Phe Ser Cys Ser Val
            420                 425                 430


Met His Glu Ala Leu His Asn His Tyr Thr Gln Lys Ser Leu Ser Leu
        435                 440                 445


Ser Pro Gly
    450


<210>  556
<211>  452
<212>  PRT
<213>  artificial

<220>
<223>  Synthetic polypeptide

<400>  556

Glu Leu Gln Leu Gln Glu Ser Gly Pro Gly Leu Val Lys Pro Ser Glu
1               5                   10                  15


Thr Leu Ser Leu Thr Cys Thr Val Ser Gly Gly Ser Ile Thr Ala Ser
            20                  25                  30


Asn Tyr Tyr Trp Gly Trp Ile Arg Gln Pro Pro Gly Lys Gly Leu Glu
        35                  40                  45


Trp Ile Gly Ser Ile Asp Tyr Thr Gly Ser Thr Tyr Tyr Asn Pro Ser
    50                  55                  60


Leu Lys Ser Arg Val Thr Ile Ser Val Asp Thr Ser Lys Asn Gln Phe
65                  70                  75                  80


Ser Leu Lys Leu Ser Ser Val Thr Ala Ala Asp Thr Ala Val Tyr Tyr
                85                  90                  95


Cys Ala Thr Gly Lys Tyr Tyr Glu Thr Tyr Leu Gly Phe Asp Val Trp
            100                 105                 110


Gly Gln Gly Thr Leu Val Thr Val Ser Ser Ala Ser Thr Lys Gly Pro
        115                 120                 125


Ser Val Phe Pro Leu Ala Pro Ser Ser Lys Ser Thr Ser Gly Gly Thr
    130                 135                 140


Ala Ala Leu Gly Cys Leu Val Lys Asp Tyr Phe Pro Glu Pro Val Thr
145                 150                 155                 160


Val Ser Trp Asn Ser Gly Ala Leu Thr Ser Gly Val His Thr Phe Pro
                165                 170                 175
```

```
Ala Val Leu Gln Ser Ser Gly Leu Tyr Ser Leu Ser Ser Val Val Thr
            180                 185                 190

Val Pro Ser Ser Ser Leu Gly Thr Gln Thr Tyr Ile Cys Asn Val Asn
        195                 200                 205

His Lys Pro Ser Asn Thr Lys Val Asp Lys Lys Val Glu Pro Lys Ser
    210                 215                 220

Cys Asp Lys Thr His Thr Cys Pro Pro Cys Pro Ala Pro Glu Leu Leu
225                 230                 235                 240

Gly Gly Pro Ser Val Phe Leu Phe Pro Pro Lys Pro Lys Asp Thr Leu
                245                 250                 255

Tyr Ile Thr Arg Glu Pro Glu Val Thr Cys Val Val Val Asp Val Ser
            260                 265                 270

His Glu Asp Pro Glu Val Lys Phe Asn Trp Tyr Val Asp Gly Val Glu
        275                 280                 285

Val His Asn Ala Lys Thr Lys Pro Arg Glu Glu Gln Tyr Gly Ser Thr
    290                 295                 300

Tyr Arg Val Val Ser Val Leu Thr Val Leu His Gln Asp Trp Leu Asn
305                 310                 315                 320

Gly Lys Glu Tyr Lys Cys Lys Val Ser Asn Lys Ala Leu Pro Ala Pro
                325                 330                 335

Ile Glu Lys Thr Ile Ser Lys Ala Lys Gly Gln Pro Arg Glu Pro Gln
            340                 345                 350

Val Tyr Thr Leu Pro Pro Ser Arg Asp Glu Leu Thr Lys Asn Gln Val
        355                 360                 365

Ser Leu Thr Cys Leu Val Lys Gly Phe Tyr Pro Ser Asp Ile Ala Val
    370                 375                 380

Glu Trp Glu Ser Asn Gly Gln Pro Glu Asn Asn Tyr Lys Thr Thr Pro
385                 390                 395                 400

Pro Val Leu Asp Ser Asp Gly Ser Phe Phe Leu Tyr Ser Lys Leu Thr
                405                 410                 415

Val Asp Lys Ser Arg Trp Gln Gln Gly Asn Val Phe Ser Cys Ser Val
            420                 425                 430
```

```
Met His Glu Ala Leu His Asn His Tyr Thr Gln Lys Ser Leu Ser Leu
        435                 440                 445


Ser Pro Gly Lys
    450
```

<210> 557
<211> 452
<212> PRT
<213> artificial

<220>
<223> Synthetic polypeptide

<400> 557

```
Glu Leu Gln Leu Gln Glu Ser Gly Pro Gly Leu Val Lys Pro Ser Glu
1               5                   10                  15


Thr Leu Ser Leu Thr Cys Thr Val Ser Gly Gly Ser Ile Thr Ala Ser
            20                  25                  30


Asn Tyr Tyr Trp Gly Trp Ile Arg Gln Pro Pro Gly Lys Gly Leu Glu
        35                  40                  45


Trp Ile Gly Ser Ile Asp Tyr Thr Gly Ser Thr Tyr Tyr Asn Pro Ser
    50                  55                  60


Leu Lys Ser Arg Val Thr Ile Ser Val Asp Thr Ser Lys Asn Gln Phe
65                  70                  75                  80


Ser Leu Lys Leu Ser Ser Val Thr Ala Ala Asp Thr Ala Val Tyr Tyr
                85                  90                  95


Cys Ala Thr Gly Lys Tyr Tyr Glu Thr Tyr Leu Gly Phe Asp Val Trp
            100                 105                 110


Gly Gln Gly Thr Leu Val Thr Val Ser Ser Ala Ser Thr Lys Gly Pro
        115                 120                 125


Ser Val Phe Pro Leu Ala Pro Ser Ser Lys Ser Thr Ser Gly Gly Thr
    130                 135                 140


Ala Ala Leu Gly Cys Leu Val Lys Asp Tyr Phe Pro Glu Pro Val Thr
145                 150                 155                 160


Val Ser Trp Asn Ser Gly Ala Leu Thr Ser Gly Val His Thr Phe Pro
                165                 170                 175


Ala Val Leu Gln Ser Ser Gly Leu Tyr Ser Leu Ser Ser Val Val Thr
            180                 185                 190
```

```
Val Pro Ser Ser Ser Leu Gly Thr Gln Thr Tyr Ile Cys Asn Val Asn
        195                 200                 205

His Lys Pro Ser Asn Thr Lys Val Asp Lys Lys Val Glu Pro Lys Ser
    210                 215                 220

Cys Asp Lys Thr His Thr Cys Pro Pro Cys Pro Ala Pro Glu Leu Leu
225                 230                 235                 240

Gly Gly Pro Ser Val Phe Leu Phe Pro Pro Lys Pro Lys Asp Thr Leu
                245                 250                 255

Met Ile Ser Arg Thr Pro Glu Val Thr Cys Val Val Val Asp Val Ser
            260                 265                 270

His Glu Asp Pro Glu Val Lys Phe Asn Trp Tyr Val Asp Gly Val Glu
        275                 280                 285

Val His Asn Ala Lys Thr Lys Pro Arg Glu Glu Gln Tyr Gly Ser Thr
    290                 295                 300

Tyr Arg Val Val Ser Val Leu Thr Val Leu His Gln Asp Trp Leu Asn
305                 310                 315                 320

Gly Lys Glu Tyr Lys Cys Lys Val Ser Asn Lys Ala Leu Pro Ala Pro
                325                 330                 335

Ile Glu Lys Thr Ile Ser Lys Ala Lys Gly Gln Pro Arg Glu Pro Gln
            340                 345                 350

Val Tyr Thr Leu Pro Pro Ser Arg Asp Glu Leu Thr Lys Asn Gln Val
        355                 360                 365

Ser Leu Trp Cys Leu Val Lys Gly Phe Tyr Pro Ser Asp Ile Ala Val
    370                 375                 380

Glu Trp Glu Ser Asn Gly Gln Pro Glu Asn Asn Tyr Lys Thr Thr Pro
385                 390                 395                 400

Pro Val Leu Asp Ser Asp Gly Ser Phe Phe Leu Tyr Ser Lys Leu Thr
                405                 410                 415

Val Asp Lys Ser Arg Trp Gln Gln Gly Asn Val Phe Ser Cys Ser Val
            420                 425                 430

Met His Glu Ala Leu His Asn His Tyr Thr Gln Lys Ser Leu Ser Leu
        435                 440                 445
```

Ser Pro Gly Lys
    450

<210> 558
<211> 451
<212> PRT
<213> artificial

<220>
<223> Synthetic polypeptide

<400> 558

Glu Leu Gln Leu Gln Glu Ser Gly Pro Gly Leu Val Lys Pro Ser Glu
1   5   10   15

Thr Leu Ser Leu Thr Cys Thr Val Ser Gly Gly Ser Ile Thr Ala Ser
            20   25   30

Asn Tyr Tyr Trp Gly Trp Ile Arg Gln Pro Pro Gly Lys Gly Leu Glu
        35   40   45

Trp Ile Gly Ser Ile Asp Tyr Thr Gly Ser Thr Tyr Tyr Asn Pro Ser
    50   55   60

Leu Lys Ser Arg Val Thr Ile Ser Val Asp Thr Ser Lys Asn Gln Phe
65   70   75   80

Ser Leu Lys Leu Ser Ser Val Thr Ala Ala Asp Thr Ala Val Tyr Tyr
                85   90   95

Cys Ala Thr Gly Lys Tyr Tyr Glu Thr Tyr Leu Gly Phe Asp Val Trp
            100   105   110

Gly Gln Gly Thr Leu Val Thr Val Ser Ser Ala Ser Thr Lys Gly Pro
        115   120   125

Ser Val Phe Pro Leu Ala Pro Ser Ser Lys Ser Thr Ser Gly Gly Thr
    130   135   140

Ala Ala Leu Gly Cys Leu Val Lys Asp Tyr Phe Pro Glu Pro Val Thr
145   150   155   160

Val Ser Trp Asn Ser Gly Ala Leu Thr Ser Gly Val His Thr Phe Pro
                165   170   175

Ala Val Leu Gln Ser Ser Gly Leu Tyr Ser Leu Ser Ser Val Val Thr
            180   185   190

Val Pro Ser Ser Ser Leu Gly Thr Gln Thr Tyr Ile Cys Asn Val Asn
        195   200   205

```
His Lys Pro Ser Asn Thr Lys Val Asp Lys Lys Val Glu Pro Lys Ser
    210                 215                 220

Cys Asp Lys Thr His Thr Cys Pro Pro Cys Pro Ala Pro Glu Leu Leu
225                 230                 235                 240

Gly Gly Pro Ser Val Phe Leu Phe Pro Pro Lys Pro Lys Asp Thr Leu
                245                 250                 255

Tyr Ile Thr Arg Glu Pro Glu Val Thr Cys Val Val Val Asp Val Ser
            260                 265                 270

His Glu Asp Pro Glu Val Lys Phe Asn Trp Tyr Val Asp Gly Val Glu
        275                 280                 285

Val His Asn Ala Lys Thr Lys Pro Arg Glu Glu Gln Tyr Gly Ser Thr
    290                 295                 300

Tyr Arg Val Val Ser Val Leu Thr Val Leu His Gln Asp Trp Leu Asn
305                 310                 315                 320

Gly Lys Glu Tyr Lys Cys Lys Val Ser Asn Lys Ala Leu Pro Ala Pro
                325                 330                 335

Ile Glu Lys Thr Ile Ser Lys Ala Lys Gly Gln Pro Arg Glu Pro Gln
            340                 345                 350

Val Tyr Thr Leu Pro Pro Ser Arg Asp Glu Leu Thr Lys Asn Gln Val
        355                 360                 365

Ser Leu Trp Cys Leu Val Lys Gly Phe Tyr Pro Ser Asp Ile Ala Val
    370                 375                 380

Glu Trp Glu Ser Asn Gly Gln Pro Glu Asn Asn Tyr Lys Thr Thr Pro
385                 390                 395                 400

Pro Val Leu Asp Ser Asp Gly Ser Phe Phe Leu Tyr Ser Lys Leu Thr
                405                 410                 415

Val Asp Lys Ser Arg Trp Gln Gln Gly Asn Val Phe Ser Cys Ser Val
            420                 425                 430

Met His Glu Ala Leu His Asn His Tyr Thr Gln Lys Ser Leu Ser Leu
        435                 440                 445

Ser Pro Gly
    450
```

<210> 559
<211> 452
<212> PRT
<213> artificial

<220>
<223> Synthetic polypeptide

<400> 559

```
Glu Leu Gln Leu Gln Glu Ser Gly Pro Gly Leu Val Lys Pro Ser Glu
1               5                   10                  15


Thr Leu Ser Leu Thr Cys Thr Val Ser Gly Gly Ser Ile Thr Ala Ser
            20                  25                  30


Asn Tyr Tyr Trp Gly Trp Ile Arg Gln Pro Pro Gly Lys Gly Leu Glu
        35                  40                  45


Trp Ile Gly Ser Ile Asp Tyr Thr Gly Ser Thr Tyr Tyr Asn Pro Ser
    50                  55                  60


Leu Lys Ser Arg Val Thr Ile Ser Val Asp Thr Ser Lys Asn Gln Phe
65                  70                  75                  80


Ser Leu Lys Leu Ser Ser Val Thr Ala Ala Asp Thr Ala Val Tyr Tyr
                85                  90                  95


Cys Ala Thr Gly Lys Tyr Tyr Glu Thr Tyr Leu Gly Phe Asp Val Trp
            100                 105                 110


Gly Gln Gly Thr Leu Val Thr Val Ser Ser Ala Ser Thr Lys Gly Pro
        115                 120                 125


Ser Val Phe Pro Leu Ala Pro Ser Ser Lys Ser Thr Ser Gly Gly Thr
    130                 135                 140


Ala Ala Leu Gly Cys Leu Val Lys Asp Tyr Phe Pro Glu Pro Val Thr
145                 150                 155                 160


Val Ser Trp Asn Ser Gly Ala Leu Thr Ser Gly Val His Thr Phe Pro
                165                 170                 175


Ala Val Leu Gln Ser Ser Gly Leu Tyr Ser Leu Ser Ser Val Val Thr
            180                 185                 190


Val Pro Ser Ser Ser Leu Gly Thr Gln Thr Tyr Ile Cys Asn Val Asn
        195                 200                 205


His Lys Pro Ser Asn Thr Lys Val Asp Lys Lys Val Glu Pro Lys Ser
    210                 215                 220
```

```
Cys Asp Lys Thr His Thr Cys Pro Pro Cys Pro Ala Pro Glu Leu Leu
225                 230                 235                 240

Gly Gly Pro Ser Val Phe Leu Phe Pro Pro Lys Pro Lys Asp Thr Leu
                245                 250                 255

Tyr Ile Thr Arg Glu Pro Glu Val Thr Cys Val Val Val Asp Val Ser
            260                 265                 270

His Glu Asp Pro Glu Val Lys Phe Asn Trp Tyr Val Asp Gly Val Glu
        275                 280                 285

Val His Asn Ala Lys Thr Lys Pro Arg Glu Glu Gln Tyr Gly Ser Thr
    290                 295                 300

Tyr Arg Val Val Ser Val Leu Thr Val Leu His Gln Asp Trp Leu Asn
305                 310                 315                 320

Gly Lys Glu Tyr Lys Cys Lys Val Ser Asn Lys Ala Leu Pro Ala Pro
                325                 330                 335

Ile Glu Lys Thr Ile Ser Lys Ala Lys Gly Gln Pro Arg Glu Pro Gln
            340                 345                 350

Val Tyr Thr Leu Pro Pro Ser Arg Asp Glu Leu Thr Lys Asn Gln Val
        355                 360                 365

Ser Leu Trp Cys Leu Val Lys Gly Phe Tyr Pro Ser Asp Ile Ala Val
    370                 375                 380

Glu Trp Glu Ser Asn Gly Gln Pro Glu Asn Asn Tyr Lys Thr Thr Pro
385                 390                 395                 400

Pro Val Leu Asp Ser Asp Gly Ser Phe Phe Leu Tyr Ser Lys Leu Thr
                405                 410                 415

Val Asp Lys Ser Arg Trp Gln Gln Gly Asn Val Phe Ser Cys Ser Val
            420                 425                 430

Met His Glu Ala Leu His Asn His Tyr Thr Gln Lys Ser Leu Ser Leu
        435                 440                 445

Ser Pro Gly Lys
    450
```

<210> 560
<211> 452
<212> PRT

<213> artificial

<220>
<223> Synthetic polypeptide

<400> 560

```
Glu Leu Gln Leu Gln Glu Ser Gly Pro Gly Leu Val Lys Pro Ser Glu
1               5                   10                  15


Thr Leu Ser Leu Thr Cys Thr Val Ser Gly Gly Ser Ile Thr Ala Ser
            20                  25                  30


Asn Tyr Tyr Trp Gly Trp Ile Arg Gln Pro Pro Gly Lys Gly Leu Glu
        35                  40                  45


Trp Ile Gly Ser Ile Asp Tyr Thr Gly Ser Thr Tyr Tyr Asn Pro Ser
    50                  55                  60


Leu Lys Ser Arg Val Thr Ile Ser Val Asp Thr Ser Lys Asn Gln Phe
65                  70                  75                  80


Ser Leu Lys Leu Ser Ser Val Thr Ala Ala Asp Thr Ala Val Tyr Tyr
                85                  90                  95


Cys Ala Thr Gly Lys Tyr Tyr Glu Thr Tyr Leu Gly Phe Asp Val Trp
            100                 105                 110


Gly Gln Gly Thr Leu Val Thr Val Ser Ser Ala Ser Thr Lys Gly Pro
        115                 120                 125


Ser Val Phe Pro Leu Ala Pro Ser Ser Lys Ser Thr Ser Gly Gly Thr
    130                 135                 140


Ala Ala Leu Gly Cys Leu Val Lys Asp Tyr Phe Pro Glu Pro Val Thr
145                 150                 155                 160


Val Ser Trp Asn Ser Gly Ala Leu Thr Ser Gly Val His Thr Phe Pro
                165                 170                 175


Ala Val Leu Gln Ser Ser Gly Leu Tyr Ser Leu Ser Ser Val Val Thr
            180                 185                 190


Val Pro Ser Ser Ser Leu Gly Thr Gln Thr Tyr Ile Cys Asn Val Asn
        195                 200                 205


His Lys Pro Ser Asn Thr Lys Val Asp Lys Lys Val Glu Pro Lys Ser
    210                 215                 220


Cys Asp Lys Thr His Thr Cys Pro Pro Cys Pro Ala Pro Glu Leu Leu
225                 230                 235                 240
```

```
Gly Gly Pro Ser Val Phe Leu Phe Pro Pro Lys Pro Lys Asp Thr Leu
                245                 250                 255

Met Ile Ser Arg Thr Pro Glu Val Thr Cys Val Val Val Asp Val Ser
            260                 265                 270

His Glu Asp Pro Glu Val Lys Phe Asn Trp Tyr Val Asp Gly Val Glu
        275                 280                 285

Val His Asn Ala Lys Thr Lys Pro Arg Glu Glu Gln Tyr Gly Ser Thr
    290                 295                 300

Tyr Arg Val Val Ser Val Leu Thr Val Leu His Gln Asp Trp Leu Asn
305                 310                 315                 320

Gly Lys Glu Tyr Lys Cys Lys Val Ser Asn Lys Ala Leu Pro Ala Pro
                325                 330                 335

Ile Glu Lys Thr Ile Ser Lys Ala Lys Gly Gln Pro Arg Glu Pro Gln
            340                 345                 350

Val Tyr Thr Leu Pro Pro Ser Arg Asp Glu Leu Thr Lys Asn Gln Val
        355                 360                 365

Ser Leu Ser Cys Ala Val Lys Gly Phe Tyr Pro Ser Asp Ile Ala Val
    370                 375                 380

Glu Trp Glu Ser Asn Gly Gln Pro Glu Asn Asn Tyr Lys Thr Thr Pro
385                 390                 395                 400

Pro Val Leu Asp Ser Asp Gly Ser Phe Phe Leu Val Ser Lys Leu Thr
                405                 410                 415

Val Asp Lys Ser Arg Trp Gln Gln Gly Asn Val Phe Ser Cys Ser Val
            420                 425                 430

Met His Glu Ala Leu His Asn His Tyr Thr Gln Lys Ser Leu Ser Leu
        435                 440                 445

Ser Pro Gly Lys
    450
```

<210> 561
<211> 451
<212> PRT
<213> artificial

<220>
<223> Synthetic polypeptide

<400> 561

```
Glu Leu Gln Leu Gln Glu Ser Gly Pro Gly Leu Val Lys Pro Ser Glu
1               5                   10                  15


Thr Leu Ser Leu Thr Cys Thr Val Ser Gly Gly Ser Ile Thr Ala Ser
            20                  25                  30


Asn Tyr Tyr Trp Gly Trp Ile Arg Gln Pro Pro Gly Lys Gly Leu Glu
        35                  40                  45


Trp Ile Gly Ser Ile Asp Tyr Thr Gly Ser Thr Tyr Tyr Asn Pro Ser
    50                  55                  60


Leu Lys Ser Arg Val Thr Ile Ser Val Asp Thr Ser Lys Asn Gln Phe
65                  70                  75                  80


Ser Leu Lys Leu Ser Ser Val Thr Ala Ala Asp Thr Ala Val Tyr Tyr
                85                  90                  95


Cys Ala Thr Gly Lys Tyr Tyr Glu Thr Tyr Leu Gly Phe Asp Val Trp
            100                 105                 110


Gly Gln Gly Thr Leu Val Thr Val Ser Ser Ala Ser Thr Lys Gly Pro
        115                 120                 125


Ser Val Phe Pro Leu Ala Pro Ser Ser Lys Ser Thr Ser Gly Gly Thr
    130                 135                 140


Ala Ala Leu Gly Cys Leu Val Lys Asp Tyr Phe Pro Glu Pro Val Thr
145                 150                 155                 160


Val Ser Trp Asn Ser Gly Ala Leu Thr Ser Gly Val His Thr Phe Pro
                165                 170                 175


Ala Val Leu Gln Ser Ser Gly Leu Tyr Ser Leu Ser Ser Val Val Thr
            180                 185                 190


Val Pro Ser Ser Ser Leu Gly Thr Gln Thr Tyr Ile Cys Asn Val Asn
        195                 200                 205


His Lys Pro Ser Asn Thr Lys Val Asp Lys Lys Val Glu Pro Lys Ser
    210                 215                 220


Cys Asp Lys Thr His Thr Cys Pro Pro Cys Pro Ala Pro Glu Leu Leu
225                 230                 235                 240


Gly Gly Pro Ser Val Phe Leu Phe Pro Pro Lys Pro Lys Asp Thr Leu
                245                 250                 255
```

```
Tyr Ile Thr Arg Glu Pro Glu Val Thr Cys Val Val Val Asp Val Ser
            260                 265                 270

His Glu Asp Pro Glu Val Lys Phe Asn Trp Tyr Val Asp Gly Val Glu
        275                 280                 285

Val His Asn Ala Lys Thr Lys Pro Arg Glu Glu Gln Tyr Gly Ser Thr
    290                 295                 300

Tyr Arg Val Val Ser Val Leu Thr Val Leu His Gln Asp Trp Leu Asn
305                 310                 315                 320

Gly Lys Glu Tyr Lys Cys Lys Val Ser Asn Lys Ala Leu Pro Ala Pro
                325                 330                 335

Ile Glu Lys Thr Ile Ser Lys Ala Lys Gly Gln Pro Arg Glu Pro Gln
            340                 345                 350

Val Tyr Thr Leu Pro Pro Ser Arg Asp Glu Leu Thr Lys Asn Gln Val
        355                 360                 365

Ser Leu Ser Cys Ala Val Lys Gly Phe Tyr Pro Ser Asp Ile Ala Val
    370                 375                 380

Glu Trp Glu Ser Asn Gly Gln Pro Glu Asn Asn Tyr Lys Thr Thr Pro
385                 390                 395                 400

Pro Val Leu Asp Ser Asp Gly Ser Phe Phe Leu Val Ser Lys Leu Thr
                405                 410                 415

Val Asp Lys Ser Arg Trp Gln Gln Gly Asn Val Phe Ser Cys Ser Val
            420                 425                 430

Met His Glu Ala Leu His Asn His Tyr Thr Gln Lys Ser Leu Ser Leu
        435                 440                 445

Ser Pro Gly
    450
```

<210> 562
<211> 452
<212> PRT
<213> artificial

<220>
<223> Synthetic polypeptide

<400> 562

```
Glu Leu Gln Leu Gln Glu Ser Gly Pro Gly Leu Val Lys Pro Ser Glu
```

```
1               5                   10                  15

Thr Leu Ser Leu Thr Cys Thr Val Ser Gly Gly Ser Ile Thr Ala Ser
            20                  25                  30

Asn Tyr Tyr Trp Gly Trp Ile Arg Gln Pro Pro Gly Lys Gly Leu Glu
        35                  40                  45

Trp Ile Gly Ser Ile Asp Tyr Thr Gly Ser Thr Tyr Tyr Asn Pro Ser
    50                  55                  60

Leu Lys Ser Arg Val Thr Ile Ser Val Asp Thr Ser Lys Asn Gln Phe
65                  70                  75                  80

Ser Leu Lys Leu Ser Ser Val Thr Ala Ala Asp Thr Ala Val Tyr Tyr
                85                  90                  95

Cys Ala Thr Gly Lys Tyr Tyr Glu Thr Tyr Leu Gly Phe Asp Val Trp
            100                 105                 110

Gly Gln Gly Thr Leu Val Thr Val Ser Ser Ala Ser Thr Lys Gly Pro
        115                 120                 125

Ser Val Phe Pro Leu Ala Pro Ser Ser Lys Ser Thr Ser Gly Gly Thr
    130                 135                 140

Ala Ala Leu Gly Cys Leu Val Lys Asp Tyr Phe Pro Glu Pro Val Thr
145                 150                 155                 160

Val Ser Trp Asn Ser Gly Ala Leu Thr Ser Gly Val His Thr Phe Pro
                165                 170                 175

Ala Val Leu Gln Ser Ser Gly Leu Tyr Ser Leu Ser Ser Val Val Thr
            180                 185                 190

Val Pro Ser Ser Ser Leu Gly Thr Gln Thr Tyr Ile Cys Asn Val Asn
        195                 200                 205

His Lys Pro Ser Asn Thr Lys Val Asp Lys Lys Val Glu Pro Lys Ser
    210                 215                 220

Cys Asp Lys Thr His Thr Cys Pro Pro Cys Pro Ala Pro Glu Leu Leu
225                 230                 235                 240

Gly Gly Pro Ser Val Phe Leu Phe Pro Pro Lys Pro Lys Asp Thr Leu
                245                 250                 255

Tyr Ile Thr Arg Glu Pro Glu Val Thr Cys Val Val Val Asp Val Ser
            260                 265                 270
```

```
His Glu Asp Pro Glu Val Lys Phe Asn Trp Tyr Val Asp Gly Val Glu
        275                 280                 285

Val His Asn Ala Lys Thr Lys Pro Arg Glu Glu Gln Tyr Gly Ser Thr
    290                 295                 300

Tyr Arg Val Val Ser Val Leu Thr Val Leu His Gln Asp Trp Leu Asn
305                 310                 315                 320

Gly Lys Glu Tyr Lys Cys Lys Val Ser Asn Lys Ala Leu Pro Ala Pro
                325                 330                 335

Ile Glu Lys Thr Ile Ser Lys Ala Lys Gly Gln Pro Arg Glu Pro Gln
            340                 345                 350

Val Tyr Thr Leu Pro Pro Ser Arg Asp Glu Leu Thr Lys Asn Gln Val
        355                 360                 365

Ser Leu Ser Cys Ala Val Lys Gly Phe Tyr Pro Ser Asp Ile Ala Val
    370                 375                 380

Glu Trp Glu Ser Asn Gly Gln Pro Glu Asn Asn Tyr Lys Thr Thr Pro
385                 390                 395                 400

Pro Val Leu Asp Ser Asp Gly Ser Phe Phe Leu Val Ser Lys Leu Thr
                405                 410                 415

Val Asp Lys Ser Arg Trp Gln Gln Gly Asn Val Phe Ser Cys Ser Val
            420                 425                 430

Met His Glu Ala Leu His Asn His Tyr Thr Gln Lys Ser Leu Ser Leu
        435                 440                 445

Ser Pro Gly Lys
    450
```

<210> 563
<211> 452
<212> PRT
<213> artificial

<220>
<223> Synthetic polypeptide

<400> 563

```
Glu Leu Gln Leu Gln Glu Ser Gly Pro Gly Leu Val Lys Pro Ser Glu
1               5                   10                  15

Thr Leu Ser Leu Thr Cys Thr Val Ser Gly Gly Ser Ile Thr Ala Ser
```

```
            20                  25                  30

Asn Tyr Tyr Trp Gly Trp Ile Arg Gln Pro Pro Gly Lys Gly Leu Glu
        35                  40                  45

Trp Ile Gly Ser Ile Asp Tyr Thr Gly Ser Thr Tyr Tyr Glu Pro Ser
    50                  55                  60

Leu Lys Ser Arg Val Thr Ile Ser Val Asp Thr Ser Lys Asn Gln Phe
65                  70                  75                  80

Ser Leu Lys Leu Ser Ser Val Thr Ala Ala Asp Thr Ala Val Tyr Tyr
                85                  90                  95

Cys Ala Thr Gly Ser Tyr Tyr Glu Thr Tyr Leu Gly Phe Asp Val Trp
            100                 105                 110

Gly Gln Gly Thr Leu Val Thr Val Ser Ser Ala Ser Thr Lys Gly Pro
        115                 120                 125

Ser Val Phe Pro Leu Ala Pro Ser Ser Lys Ser Thr Ser Gly Gly Thr
    130                 135                 140

Ala Ala Leu Gly Cys Leu Val Lys Asp Tyr Phe Pro Glu Pro Val Thr
145                 150                 155                 160

Val Ser Trp Asn Ser Gly Ala Leu Thr Ser Gly Val His Thr Phe Pro
                165                 170                 175

Ala Val Leu Gln Ser Ser Gly Leu Tyr Ser Leu Ser Ser Val Val Thr
            180                 185                 190

Val Pro Ser Ser Ser Leu Gly Thr Gln Thr Tyr Ile Cys Asn Val Asn
        195                 200                 205

His Lys Pro Ser Asn Thr Lys Val Asp Lys Lys Val Glu Pro Lys Ser
    210                 215                 220

Cys Asp Lys Thr His Thr Cys Pro Pro Cys Pro Ala Pro Glu Leu Leu
225                 230                 235                 240

Gly Gly Pro Ser Val Phe Leu Phe Pro Pro Lys Pro Lys Asp Thr Leu
                245                 250                 255

Met Ile Ser Arg Thr Pro Glu Val Thr Cys Val Val Val Asp Val Ser
            260                 265                 270

His Glu Asp Pro Glu Val Lys Phe Asn Trp Tyr Val Asp Gly Val Glu
        275                 280                 285
```

```
Val His Asn Ala Lys Thr Lys Pro Arg Glu Glu Gln Tyr Gly Ser Thr
    290                 295                 300

Tyr Arg Val Val Ser Val Leu Thr Val Leu His Gln Asp Trp Leu Asn
305                 310                 315                 320

Gly Lys Glu Tyr Lys Cys Lys Val Ser Asn Lys Ala Leu Pro Ala Pro
                325                 330                 335

Ile Glu Lys Thr Ile Ser Lys Ala Lys Gly Gln Pro Arg Glu Pro Gln
            340                 345                 350

Val Tyr Thr Leu Pro Pro Ser Arg Asp Glu Leu Thr Lys Asn Gln Val
        355                 360                 365

Ser Leu Thr Cys Leu Val Lys Gly Phe Tyr Pro Ser Asp Ile Ala Val
    370                 375                 380

Glu Trp Glu Ser Asn Gly Gln Pro Glu Asn Asn Tyr Lys Thr Thr Pro
385                 390                 395                 400

Pro Val Leu Asp Ser Asp Gly Ser Phe Phe Leu Tyr Ser Lys Leu Thr
                405                 410                 415

Val Asp Lys Ser Arg Trp Gln Gln Gly Asn Val Phe Ser Cys Ser Val
            420                 425                 430

Met His Glu Ala Leu His Asn His Tyr Thr Gln Lys Ser Leu Ser Leu
        435                 440                 445

Ser Pro Gly Lys
    450
```

<210> 564
<211> 451
<212> PRT
<213> artificial

<220>
<223> Synthetic polypeptide

<400> 564

```
Glu Leu Gln Leu Gln Glu Ser Gly Pro Gly Leu Val Lys Pro Ser Glu
1               5                   10                  15

Thr Leu Ser Leu Thr Cys Thr Val Ser Gly Gly Ser Ile Thr Ala Ser
            20                  25                  30

Asn Tyr Tyr Trp Gly Trp Ile Arg Gln Pro Pro Gly Lys Gly Leu Glu
```

```
        35                  40                  45

Trp Ile Gly Ser Ile Asp Tyr Thr Gly Ser Thr Tyr Tyr Glu Pro Ser
    50                  55                  60

Leu Lys Ser Arg Val Thr Ile Ser Val Asp Thr Ser Lys Asn Gln Phe
65                  70                  75                  80

Ser Leu Lys Leu Ser Ser Val Thr Ala Ala Asp Thr Ala Val Tyr Tyr
                85                  90                  95

Cys Ala Thr Gly Ser Tyr Tyr Glu Thr Tyr Leu Gly Phe Asp Val Trp
            100                 105                 110

Gly Gln Gly Thr Leu Val Thr Val Ser Ser Ala Ser Thr Lys Gly Pro
        115                 120                 125

Ser Val Phe Pro Leu Ala Pro Ser Ser Lys Ser Thr Ser Gly Gly Thr
    130                 135                 140

Ala Ala Leu Gly Cys Leu Val Lys Asp Tyr Phe Pro Glu Pro Val Thr
145                 150                 155                 160

Val Ser Trp Asn Ser Gly Ala Leu Thr Ser Gly Val His Thr Phe Pro
                165                 170                 175

Ala Val Leu Gln Ser Ser Gly Leu Tyr Ser Leu Ser Ser Val Val Thr
            180                 185                 190

Val Pro Ser Ser Ser Leu Gly Thr Gln Thr Tyr Ile Cys Asn Val Asn
        195                 200                 205

His Lys Pro Ser Asn Thr Lys Val Asp Lys Lys Val Glu Pro Lys Ser
    210                 215                 220

Cys Asp Lys Thr His Thr Cys Pro Pro Cys Pro Ala Pro Glu Leu Leu
225                 230                 235                 240

Gly Gly Pro Ser Val Phe Leu Phe Pro Pro Lys Pro Lys Asp Thr Leu
                245                 250                 255

Tyr Ile Thr Arg Glu Pro Glu Val Thr Cys Val Val Val Asp Val Ser
            260                 265                 270

His Glu Asp Pro Glu Val Lys Phe Asn Trp Tyr Val Asp Gly Val Glu
        275                 280                 285

Val His Asn Ala Lys Thr Lys Pro Arg Glu Glu Gln Tyr Gly Ser Thr
    290                 295                 300
```

```
Tyr Arg Val Val Ser Val Leu Thr Val Leu His Gln Asp Trp Leu Asn
305                 310                 315                 320


Gly Lys Glu Tyr Lys Cys Lys Val Ser Asn Lys Ala Leu Pro Ala Pro
                325                 330                 335


Ile Glu Lys Thr Ile Ser Lys Ala Lys Gly Gln Pro Arg Glu Pro Gln
            340                 345                 350


Val Tyr Thr Leu Pro Pro Ser Arg Asp Glu Leu Thr Lys Asn Gln Val
        355                 360                 365


Ser Leu Thr Cys Leu Val Lys Gly Phe Tyr Pro Ser Asp Ile Ala Val
    370                 375                 380


Glu Trp Glu Ser Asn Gly Gln Pro Glu Asn Asn Tyr Lys Thr Thr Pro
385                 390                 395                 400


Pro Val Leu Asp Ser Asp Gly Ser Phe Phe Leu Tyr Ser Lys Leu Thr
                405                 410                 415


Val Asp Lys Ser Arg Trp Gln Gln Gly Asn Val Phe Ser Cys Ser Val
            420                 425                 430


Met His Glu Ala Leu His Asn His Tyr Thr Gln Lys Ser Leu Ser Leu
        435                 440                 445


Ser Pro Gly
    450


<210>  565
<211>  452
<212>  PRT
<213>  artificial

<220>
<223>  Synthetic polypeptide

<400>  565

Glu Leu Gln Leu Gln Glu Ser Gly Pro Gly Leu Val Lys Pro Ser Glu
1               5                   10                  15


Thr Leu Ser Leu Thr Cys Thr Val Ser Gly Gly Ser Ile Thr Ala Ser
            20                  25                  30


Asn Tyr Tyr Trp Gly Trp Ile Arg Gln Pro Pro Gly Lys Gly Leu Glu
        35                  40                  45


Trp Ile Gly Ser Ile Asp Tyr Thr Gly Ser Thr Tyr Tyr Glu Pro Ser
```

```
    50                  55                  60

Leu Lys Ser Arg Val Thr Ile Ser Val Asp Thr Ser Lys Asn Gln Phe
65                  70                  75                  80

Ser Leu Lys Leu Ser Ser Val Thr Ala Ala Asp Thr Ala Val Tyr Tyr
                85                  90                  95

Cys Ala Thr Gly Ser Tyr Tyr Glu Thr Tyr Leu Gly Phe Asp Val Trp
            100                 105                 110

Gly Gln Gly Thr Leu Val Thr Val Ser Ser Ala Ser Thr Lys Gly Pro
        115                 120                 125

Ser Val Phe Pro Leu Ala Pro Ser Ser Lys Ser Thr Ser Gly Gly Thr
    130                 135                 140

Ala Ala Leu Gly Cys Leu Val Lys Asp Tyr Phe Pro Glu Pro Val Thr
145                 150                 155                 160

Val Ser Trp Asn Ser Gly Ala Leu Thr Ser Gly Val His Thr Phe Pro
                165                 170                 175

Ala Val Leu Gln Ser Ser Gly Leu Tyr Ser Leu Ser Ser Val Val Thr
            180                 185                 190

Val Pro Ser Ser Ser Leu Gly Thr Gln Thr Tyr Ile Cys Asn Val Asn
        195                 200                 205

His Lys Pro Ser Asn Thr Lys Val Asp Lys Lys Val Glu Pro Lys Ser
    210                 215                 220

Cys Asp Lys Thr His Thr Cys Pro Pro Cys Pro Ala Pro Glu Leu Leu
225                 230                 235                 240

Gly Gly Pro Ser Val Phe Leu Phe Pro Pro Lys Pro Lys Asp Thr Leu
                245                 250                 255

Tyr Ile Thr Arg Glu Pro Glu Val Thr Cys Val Val Val Asp Val Ser
            260                 265                 270

His Glu Asp Pro Glu Val Lys Phe Asn Trp Tyr Val Asp Gly Val Glu
        275                 280                 285

Val His Asn Ala Lys Thr Lys Pro Arg Glu Glu Gln Tyr Gly Ser Thr
    290                 295                 300

Tyr Arg Val Val Ser Val Leu Thr Val Leu His Gln Asp Trp Leu Asn
305                 310                 315                 320
```

```
Gly Lys Glu Tyr Lys Cys Lys Val Ser Asn Lys Ala Leu Pro Ala Pro
                325                 330                 335

Ile Glu Lys Thr Ile Ser Lys Ala Lys Gly Gln Pro Arg Glu Pro Gln
            340                 345                 350

Val Tyr Thr Leu Pro Pro Ser Arg Asp Glu Leu Thr Lys Asn Gln Val
        355                 360                 365

Ser Leu Thr Cys Leu Val Lys Gly Phe Tyr Pro Ser Asp Ile Ala Val
    370                 375                 380

Glu Trp Glu Ser Asn Gly Gln Pro Glu Asn Asn Tyr Lys Thr Thr Pro
385                 390                 395                 400

Pro Val Leu Asp Ser Asp Gly Ser Phe Phe Leu Tyr Ser Lys Leu Thr
                405                 410                 415

Val Asp Lys Ser Arg Trp Gln Gln Gly Asn Val Phe Ser Cys Ser Val
            420                 425                 430

Met His Glu Ala Leu His Asn His Tyr Thr Gln Lys Ser Leu Ser Leu
        435                 440                 445

Ser Pro Gly Lys
    450
```

<210> 566
<211> 452
<212> PRT
<213> artificial

<220>
<223> Synthetic polypeptide

<400> 566

```
Glu Leu Gln Leu Gln Glu Ser Gly Pro Gly Leu Val Lys Pro Ser Glu
1               5                   10                  15

Thr Leu Ser Leu Thr Cys Thr Val Ser Gly Gly Ser Ile Thr Ala Ser
            20                  25                  30

Asn Tyr Tyr Trp Gly Trp Ile Arg Gln Pro Pro Gly Lys Gly Leu Glu
        35                  40                  45

Trp Ile Gly Ser Ile Asp Tyr Thr Gly Ser Thr Tyr Tyr Glu Pro Ser
    50                  55                  60

Leu Lys Ser Arg Val Thr Ile Ser Val Asp Thr Ser Lys Asn Gln Phe
```

```
65                  70                  75                  80

Ser Leu Lys Leu Ser Ser Val Thr Ala Ala Asp Thr Ala Val Tyr Tyr
                85                  90                  95

Cys Ala Thr Gly Ser Tyr Tyr Glu Thr Tyr Leu Gly Phe Asp Val Trp
            100                 105                 110

Gly Gln Gly Thr Leu Val Thr Val Ser Ser Ala Ser Thr Lys Gly Pro
        115                 120                 125

Ser Val Phe Pro Leu Ala Pro Ser Ser Lys Ser Thr Ser Gly Gly Thr
    130                 135                 140

Ala Ala Leu Gly Cys Leu Val Lys Asp Tyr Phe Pro Glu Pro Val Thr
145                 150                 155                 160

Val Ser Trp Asn Ser Gly Ala Leu Thr Ser Gly Val His Thr Phe Pro
                165                 170                 175

Ala Val Leu Gln Ser Ser Gly Leu Tyr Ser Leu Ser Ser Val Val Thr
            180                 185                 190

Val Pro Ser Ser Ser Leu Gly Thr Gln Thr Tyr Ile Cys Asn Val Asn
        195                 200                 205

His Lys Pro Ser Asn Thr Lys Val Asp Lys Lys Val Glu Pro Lys Ser
    210                 215                 220

Cys Asp Lys Thr His Thr Cys Pro Pro Cys Pro Ala Pro Glu Leu Leu
225                 230                 235                 240

Gly Gly Pro Ser Val Phe Leu Phe Pro Pro Lys Pro Lys Asp Thr Leu
                245                 250                 255

Met Ile Ser Arg Thr Pro Glu Val Thr Cys Val Val Val Asp Val Ser
            260                 265                 270

His Glu Asp Pro Glu Val Lys Phe Asn Trp Tyr Val Asp Gly Val Glu
        275                 280                 285

Val His Asn Ala Lys Thr Lys Pro Arg Glu Glu Gln Tyr Gly Ser Thr
    290                 295                 300

Tyr Arg Val Val Ser Val Leu Thr Val Leu His Gln Asp Trp Leu Asn
305                 310                 315                 320

Gly Lys Glu Tyr Lys Cys Lys Val Ser Asn Lys Ala Leu Pro Ala Pro
                325                 330                 335
```

```
Ile Glu Lys Thr Ile Ser Lys Ala Lys Gly Gln Pro Arg Glu Pro Gln
            340                 345                 350

Val Tyr Thr Leu Pro Pro Ser Arg Asp Glu Leu Thr Lys Asn Gln Val
        355                 360                 365

Ser Leu Trp Cys Leu Val Lys Gly Phe Tyr Pro Ser Asp Ile Ala Val
    370                 375                 380

Glu Trp Glu Ser Asn Gly Gln Pro Glu Asn Asn Tyr Lys Thr Thr Pro
385                 390                 395                 400

Pro Val Leu Asp Ser Asp Gly Ser Phe Phe Leu Tyr Ser Lys Leu Thr
                405                 410                 415

Val Asp Lys Ser Arg Trp Gln Gln Gly Asn Val Phe Ser Cys Ser Val
            420                 425                 430

Met His Glu Ala Leu His Asn His Tyr Thr Gln Lys Ser Leu Ser Leu
        435                 440                 445

Ser Pro Gly Lys
    450
```

<210> 567
<211> 451
<212> PRT
<213> artificial

<220>
<223> Synthetic polypeptide

<400> 567

```
Glu Leu Gln Leu Gln Glu Ser Gly Pro Gly Leu Val Lys Pro Ser Glu
1               5                   10                  15

Thr Leu Ser Leu Thr Cys Thr Val Ser Gly Gly Ser Ile Thr Ala Ser
            20                  25                  30

Asn Tyr Tyr Trp Gly Trp Ile Arg Gln Pro Pro Gly Lys Gly Leu Glu
        35                  40                  45

Trp Ile Gly Ser Ile Asp Tyr Thr Gly Ser Thr Tyr Tyr Glu Pro Ser
    50                  55                  60

Leu Lys Ser Arg Val Thr Ile Ser Val Asp Thr Ser Lys Asn Gln Phe
65                  70                  75                  80

Ser Leu Lys Leu Ser Ser Val Thr Ala Ala Asp Thr Ala Val Tyr Tyr
```

```
                85                  90                  95

Cys Ala Thr Gly Ser Tyr Tyr Glu Thr Tyr Leu Gly Phe Asp Val Trp
            100                 105                 110

Gly Gln Gly Thr Leu Val Thr Val Ser Ser Ala Ser Thr Lys Gly Pro
        115                 120                 125

Ser Val Phe Pro Leu Ala Pro Ser Ser Lys Ser Thr Ser Gly Gly Thr
    130                 135                 140

Ala Ala Leu Gly Cys Leu Val Lys Asp Tyr Phe Pro Glu Pro Val Thr
145                 150                 155                 160

Val Ser Trp Asn Ser Gly Ala Leu Thr Ser Gly Val His Thr Phe Pro
                165                 170                 175

Ala Val Leu Gln Ser Ser Gly Leu Tyr Ser Leu Ser Ser Val Val Thr
            180                 185                 190

Val Pro Ser Ser Ser Leu Gly Thr Gln Thr Tyr Ile Cys Asn Val Asn
        195                 200                 205

His Lys Pro Ser Asn Thr Lys Val Asp Lys Lys Val Glu Pro Lys Ser
    210                 215                 220

Cys Asp Lys Thr His Thr Cys Pro Pro Cys Pro Ala Pro Glu Leu Leu
225                 230                 235                 240

Gly Gly Pro Ser Val Phe Leu Phe Pro Pro Lys Pro Lys Asp Thr Leu
                245                 250                 255

Tyr Ile Thr Arg Glu Pro Glu Val Thr Cys Val Val Val Asp Val Ser
            260                 265                 270

His Glu Asp Pro Glu Val Lys Phe Asn Trp Tyr Val Asp Gly Val Glu
        275                 280                 285

Val His Asn Ala Lys Thr Lys Pro Arg Glu Glu Gln Tyr Gly Ser Thr
    290                 295                 300

Tyr Arg Val Val Ser Val Leu Thr Val Leu His Gln Asp Trp Leu Asn
305                 310                 315                 320

Gly Lys Glu Tyr Lys Cys Lys Val Ser Asn Lys Ala Leu Pro Ala Pro
                325                 330                 335

Ile Glu Lys Thr Ile Ser Lys Ala Lys Gly Gln Pro Arg Glu Pro Gln
            340                 345                 350
```

```
Val Tyr Thr Leu Pro Pro Ser Arg Asp Glu Leu Thr Lys Asn Gln Val
        355                 360                 365

Ser Leu Trp Cys Leu Val Lys Gly Phe Tyr Pro Ser Asp Ile Ala Val
    370                 375                 380

Glu Trp Glu Ser Asn Gly Gln Pro Glu Asn Asn Tyr Lys Thr Thr Pro
385                 390                 395                 400

Pro Val Leu Asp Ser Asp Gly Ser Phe Phe Leu Tyr Ser Lys Leu Thr
                405                 410                 415

Val Asp Lys Ser Arg Trp Gln Gln Gly Asn Val Phe Ser Cys Ser Val
            420                 425                 430

Met His Glu Ala Leu His Asn His Tyr Thr Gln Lys Ser Leu Ser Leu
        435                 440                 445

Ser Pro Gly
    450
```

<210> 568
<211> 452
<212> PRT
<213> artificial

<220>
<223> Synthetic polypeptide

<400> 568

```
Glu Leu Gln Leu Gln Glu Ser Gly Pro Gly Leu Val Lys Pro Ser Glu
1               5                   10                  15

Thr Leu Ser Leu Thr Cys Thr Val Ser Gly Gly Ser Ile Thr Ala Ser
            20                  25                  30

Asn Tyr Tyr Trp Gly Trp Ile Arg Gln Pro Pro Gly Lys Gly Leu Glu
        35                  40                  45

Trp Ile Gly Ser Ile Asp Tyr Thr Gly Ser Thr Tyr Tyr Glu Pro Ser
    50                  55                  60

Leu Lys Ser Arg Val Thr Ile Ser Val Asp Thr Ser Lys Asn Gln Phe
65                  70                  75                  80

Ser Leu Lys Leu Ser Ser Val Thr Ala Ala Asp Thr Ala Val Tyr Tyr
                85                  90                  95

Cys Ala Thr Gly Ser Tyr Tyr Glu Thr Tyr Leu Gly Phe Asp Val Trp
```

```
            100                 105                 110

Gly Gln Gly Thr Leu Val Thr Val Ser Ser Ala Ser Thr Lys Gly Pro
        115                 120                 125

Ser Val Phe Pro Leu Ala Pro Ser Ser Lys Ser Thr Ser Gly Gly Thr
    130                 135                 140

Ala Ala Leu Gly Cys Leu Val Lys Asp Tyr Phe Pro Glu Pro Val Thr
145                 150                 155                 160

Val Ser Trp Asn Ser Gly Ala Leu Thr Ser Gly Val His Thr Phe Pro
                165                 170                 175

Ala Val Leu Gln Ser Ser Gly Leu Tyr Ser Leu Ser Ser Val Val Thr
            180                 185                 190

Val Pro Ser Ser Ser Leu Gly Thr Gln Thr Tyr Ile Cys Asn Val Asn
        195                 200                 205

His Lys Pro Ser Asn Thr Lys Val Asp Lys Lys Val Glu Pro Lys Ser
    210                 215                 220

Cys Asp Lys Thr His Thr Cys Pro Pro Cys Pro Ala Pro Glu Leu Leu
225                 230                 235                 240

Gly Gly Pro Ser Val Phe Leu Phe Pro Pro Lys Pro Lys Asp Thr Leu
                245                 250                 255

Tyr Ile Thr Arg Glu Pro Glu Val Thr Cys Val Val Val Asp Val Ser
            260                 265                 270

His Glu Asp Pro Glu Val Lys Phe Asn Trp Tyr Val Asp Gly Val Glu
        275                 280                 285

Val His Asn Ala Lys Thr Lys Pro Arg Glu Glu Gln Tyr Gly Ser Thr
    290                 295                 300

Tyr Arg Val Val Ser Val Leu Thr Val Leu His Gln Asp Trp Leu Asn
305                 310                 315                 320

Gly Lys Glu Tyr Lys Cys Lys Val Ser Asn Lys Ala Leu Pro Ala Pro
                325                 330                 335

Ile Glu Lys Thr Ile Ser Lys Ala Lys Gly Gln Pro Arg Glu Pro Gln
            340                 345                 350

Val Tyr Thr Leu Pro Pro Ser Arg Asp Glu Leu Thr Lys Asn Gln Val
        355                 360                 365
```

```
Ser Leu Trp Cys Leu Val Lys Gly Phe Tyr Pro Ser Asp Ile Ala Val
    370                 375                 380

Glu Trp Glu Ser Asn Gly Gln Pro Glu Asn Asn Tyr Lys Thr Thr Pro
385                 390                 395                 400

Pro Val Leu Asp Ser Asp Gly Ser Phe Phe Leu Tyr Ser Lys Leu Thr
                405                 410                 415

Val Asp Lys Ser Arg Trp Gln Gln Gly Asn Val Phe Ser Cys Ser Val
            420                 425                 430

Met His Glu Ala Leu His Asn His Tyr Thr Gln Lys Ser Leu Ser Leu
        435                 440                 445

Ser Pro Gly Lys
    450
```

<210> 569
<211> 452
<212> PRT
<213> artificial

<220>
<223> Synthetic polypeptide

<400> 569

```
Glu Leu Gln Leu Gln Glu Ser Gly Pro Gly Leu Val Lys Pro Ser Glu
1               5                   10                  15

Thr Leu Ser Leu Thr Cys Thr Val Ser Gly Gly Ser Ile Thr Ala Ser
            20                  25                  30

Asn Tyr Tyr Trp Gly Trp Ile Arg Gln Pro Pro Gly Lys Gly Leu Glu
        35                  40                  45

Trp Ile Gly Ser Ile Asp Tyr Thr Gly Ser Thr Tyr Tyr Glu Pro Ser
    50                  55                  60

Leu Lys Ser Arg Val Thr Ile Ser Val Asp Thr Ser Lys Asn Gln Phe
65                  70                  75                  80

Ser Leu Lys Leu Ser Ser Val Thr Ala Ala Asp Thr Ala Val Tyr Tyr
                85                  90                  95

Cys Ala Thr Gly Ser Tyr Tyr Glu Thr Tyr Leu Gly Phe Asp Val Trp
            100                 105                 110

Gly Gln Gly Thr Leu Val Thr Val Ser Ser Ala Ser Thr Lys Gly Pro
```

```
        115                 120                 125

Ser Val Phe Pro Leu Ala Pro Ser Ser Lys Ser Thr Ser Gly Gly Thr
    130                 135                 140

Ala Ala Leu Gly Cys Leu Val Lys Asp Tyr Phe Pro Glu Pro Val Thr
145                 150                 155                 160

Val Ser Trp Asn Ser Gly Ala Leu Thr Ser Gly Val His Thr Phe Pro
                165                 170                 175

Ala Val Leu Gln Ser Ser Gly Leu Tyr Ser Leu Ser Ser Val Val Thr
            180                 185                 190

Val Pro Ser Ser Ser Leu Gly Thr Gln Thr Tyr Ile Cys Asn Val Asn
        195                 200                 205

His Lys Pro Ser Asn Thr Lys Val Asp Lys Lys Val Glu Pro Lys Ser
    210                 215                 220

Cys Asp Lys Thr His Thr Cys Pro Pro Cys Pro Ala Pro Glu Leu Leu
225                 230                 235                 240

Gly Gly Pro Ser Val Phe Leu Phe Pro Pro Lys Pro Lys Asp Thr Leu
                245                 250                 255

Met Ile Ser Arg Thr Pro Glu Val Thr Cys Val Val Val Asp Val Ser
            260                 265                 270

His Glu Asp Pro Glu Val Lys Phe Asn Trp Tyr Val Asp Gly Val Glu
        275                 280                 285

Val His Asn Ala Lys Thr Lys Pro Arg Glu Glu Gln Tyr Gly Ser Thr
    290                 295                 300

Tyr Arg Val Val Ser Val Leu Thr Val Leu His Gln Asp Trp Leu Asn
305                 310                 315                 320

Gly Lys Glu Tyr Lys Cys Lys Val Ser Asn Lys Ala Leu Pro Ala Pro
                325                 330                 335

Ile Glu Lys Thr Ile Ser Lys Ala Lys Gly Gln Pro Arg Glu Pro Gln
            340                 345                 350

Val Tyr Thr Leu Pro Pro Ser Arg Asp Glu Leu Thr Lys Asn Gln Val
        355                 360                 365

Ser Leu Ser Cys Ala Val Lys Gly Phe Tyr Pro Ser Asp Ile Ala Val
    370                 375                 380
```

```
Glu Trp Glu Ser Asn Gly Gln Pro Glu Asn Asn Tyr Lys Thr Thr Pro
385                 390                 395                 400


Pro Val Leu Asp Ser Asp Gly Ser Phe Phe Leu Val Ser Lys Leu Thr
                405                 410                 415


Val Asp Lys Ser Arg Trp Gln Gln Gly Asn Val Phe Ser Cys Ser Val
            420                 425                 430


Met His Glu Ala Leu His Asn His Tyr Thr Gln Lys Ser Leu Ser Leu
        435                 440                 445


Ser Pro Gly Lys
    450


<210>  570
<211>  451
<212>  PRT
<213>  artificial

<220>
<223>  Synthetic polypeptide

<400>  570

Glu Leu Gln Leu Gln Glu Ser Gly Pro Gly Leu Val Lys Pro Ser Glu
1               5                   10                  15


Thr Leu Ser Leu Thr Cys Thr Val Ser Gly Gly Ser Ile Thr Ala Ser
            20                  25                  30


Asn Tyr Tyr Trp Gly Trp Ile Arg Gln Pro Pro Gly Lys Gly Leu Glu
        35                  40                  45


Trp Ile Gly Ser Ile Asp Tyr Thr Gly Ser Thr Tyr Tyr Glu Pro Ser
    50                  55                  60


Leu Lys Ser Arg Val Thr Ile Ser Val Asp Thr Ser Lys Asn Gln Phe
65                  70                  75                  80


Ser Leu Lys Leu Ser Ser Val Thr Ala Ala Asp Thr Ala Val Tyr Tyr
                85                  90                  95


Cys Ala Thr Gly Ser Tyr Tyr Glu Thr Tyr Leu Gly Phe Asp Val Trp
            100                 105                 110


Gly Gln Gly Thr Leu Val Thr Val Ser Ser Ala Ser Thr Lys Gly Pro
        115                 120                 125


Ser Val Phe Pro Leu Ala Pro Ser Ser Lys Ser Thr Ser Gly Gly Thr
```

```
    130                 135                 140

Ala Ala Leu Gly Cys Leu Val Lys Asp Tyr Phe Pro Glu Pro Val Thr
145                 150                 155                 160

Val Ser Trp Asn Ser Gly Ala Leu Thr Ser Gly Val His Thr Phe Pro
                165                 170                 175

Ala Val Leu Gln Ser Ser Gly Leu Tyr Ser Leu Ser Ser Val Val Thr
            180                 185                 190

Val Pro Ser Ser Ser Leu Gly Thr Gln Thr Tyr Ile Cys Asn Val Asn
        195                 200                 205

His Lys Pro Ser Asn Thr Lys Val Asp Lys Lys Val Glu Pro Lys Ser
    210                 215                 220

Cys Asp Lys Thr His Thr Cys Pro Pro Cys Pro Ala Pro Glu Leu Leu
225                 230                 235                 240

Gly Gly Pro Ser Val Phe Leu Phe Pro Pro Lys Pro Lys Asp Thr Leu
                245                 250                 255

Tyr Ile Thr Arg Glu Pro Glu Val Thr Cys Val Val Val Asp Val Ser
            260                 265                 270

His Glu Asp Pro Glu Val Lys Phe Asn Trp Tyr Val Asp Gly Val Glu
        275                 280                 285

Val His Asn Ala Lys Thr Lys Pro Arg Glu Glu Gln Tyr Gly Ser Thr
    290                 295                 300

Tyr Arg Val Val Ser Val Leu Thr Val Leu His Gln Asp Trp Leu Asn
305                 310                 315                 320

Gly Lys Glu Tyr Lys Cys Lys Val Ser Asn Lys Ala Leu Pro Ala Pro
                325                 330                 335

Ile Glu Lys Thr Ile Ser Lys Ala Lys Gly Gln Pro Arg Glu Pro Gln
            340                 345                 350

Val Tyr Thr Leu Pro Pro Ser Arg Asp Glu Leu Thr Lys Asn Gln Val
        355                 360                 365

Ser Leu Ser Cys Ala Val Lys Gly Phe Tyr Pro Ser Asp Ile Ala Val
    370                 375                 380

Glu Trp Glu Ser Asn Gly Gln Pro Glu Asn Asn Tyr Lys Thr Thr Pro
385                 390                 395                 400
```

```
Pro Val Leu Asp Ser Asp Gly Ser Phe Phe Leu Val Ser Lys Leu Thr
                405                 410                 415


Val Asp Lys Ser Arg Trp Gln Gln Gly Asn Val Phe Ser Cys Ser Val
            420                 425                 430


Met His Glu Ala Leu His Asn His Tyr Thr Gln Lys Ser Leu Ser Leu
        435                 440                 445


Ser Pro Gly
    450


<210>  571
<211>  452
<212>  PRT
<213>  artificial

<220>
<223>  Synthetic polypeptide

<400>  571

Glu Leu Gln Leu Gln Glu Ser Gly Pro Gly Leu Val Lys Pro Ser Glu
1               5                   10                  15


Thr Leu Ser Leu Thr Cys Thr Val Ser Gly Gly Ser Ile Thr Ala Ser
            20                  25                  30


Asn Tyr Tyr Trp Gly Trp Ile Arg Gln Pro Pro Gly Lys Gly Leu Glu
        35                  40                  45


Trp Ile Gly Ser Ile Asp Tyr Thr Gly Ser Thr Tyr Tyr Glu Pro Ser
    50                  55                  60


Leu Lys Ser Arg Val Thr Ile Ser Val Asp Thr Ser Lys Asn Gln Phe
65                  70                  75                  80


Ser Leu Lys Leu Ser Ser Val Thr Ala Ala Asp Thr Ala Val Tyr Tyr
                85                  90                  95


Cys Ala Thr Gly Ser Tyr Tyr Glu Thr Tyr Leu Gly Phe Asp Val Trp
            100                 105                 110


Gly Gln Gly Thr Leu Val Thr Val Ser Ser Ala Ser Thr Lys Gly Pro
        115                 120                 125


Ser Val Phe Pro Leu Ala Pro Ser Ser Lys Ser Thr Ser Gly Gly Thr
    130                 135                 140


Ala Ala Leu Gly Cys Leu Val Lys Asp Tyr Phe Pro Glu Pro Val Thr
```

```
145                 150                 155                 160

Val Ser Trp Asn Ser Gly Ala Leu Thr Ser Gly Val His Thr Phe Pro
                165                 170                 175

Ala Val Leu Gln Ser Ser Gly Leu Tyr Ser Leu Ser Ser Val Val Thr
            180                 185                 190

Val Pro Ser Ser Ser Leu Gly Thr Gln Thr Tyr Ile Cys Asn Val Asn
        195                 200                 205

His Lys Pro Ser Asn Thr Lys Val Asp Lys Lys Val Glu Pro Lys Ser
    210                 215                 220

Cys Asp Lys Thr His Thr Cys Pro Pro Cys Pro Ala Pro Glu Leu Leu
225                 230                 235                 240

Gly Gly Pro Ser Val Phe Leu Phe Pro Pro Lys Pro Lys Asp Thr Leu
                245                 250                 255

Tyr Ile Thr Arg Glu Pro Glu Val Thr Cys Val Val Val Asp Val Ser
            260                 265                 270

His Glu Asp Pro Glu Val Lys Phe Asn Trp Tyr Val Asp Gly Val Glu
        275                 280                 285

Val His Asn Ala Lys Thr Lys Pro Arg Glu Glu Gln Tyr Gly Ser Thr
    290                 295                 300

Tyr Arg Val Val Ser Val Leu Thr Val Leu His Gln Asp Trp Leu Asn
305                 310                 315                 320

Gly Lys Glu Tyr Lys Cys Lys Val Ser Asn Lys Ala Leu Pro Ala Pro
                325                 330                 335

Ile Glu Lys Thr Ile Ser Lys Ala Lys Gly Gln Pro Arg Glu Pro Gln
            340                 345                 350

Val Tyr Thr Leu Pro Pro Ser Arg Asp Glu Leu Thr Lys Asn Gln Val
        355                 360                 365

Ser Leu Ser Cys Ala Val Lys Gly Phe Tyr Pro Ser Asp Ile Ala Val
    370                 375                 380

Glu Trp Glu Ser Asn Gly Gln Pro Glu Asn Asn Tyr Lys Thr Thr Pro
385                 390                 395                 400

Pro Val Leu Asp Ser Asp Gly Ser Phe Phe Leu Val Ser Lys Leu Thr
                405                 410                 415
```

Val Asp Lys Ser Arg Trp Gln Gln Gly Asn Val Phe Ser Cys Ser Val
            420   425   430

Met His Glu Ala Leu His Asn His Tyr Thr Gln Lys Ser Leu Ser Leu
        435   440   445

Ser Pro Gly Lys
    450

<210> 572
<211> 452
<212> PRT
<213> artificial

<220>
<223> Synthetic polypeptide

<400> 572

Glu Leu Gln Leu Gln Glu Ser Gly Pro Gly Leu Val Lys Pro Ser Glu
1   5   10   15

Thr Leu Ser Leu Thr Cys Thr Val Ser Gly Gly Ser Ile Thr Ala Ser
            20   25   30

Asn Tyr Tyr Trp Gly Trp Ile Arg Gln Pro Pro Gly Lys Gly Leu Glu
        35   40   45

Trp Ile Gly Ser Ile Asp Tyr Thr Gly Ser Thr Tyr Tyr Glu Pro Ser
    50   55   60

Leu Lys Ser Arg Val Thr Ile Ser Val Asp Thr Ser Lys Asn Gln Phe
65   70   75   80

Ser Leu Lys Leu Ser Ser Val Thr Ala Ala Asp Thr Ala Val Tyr Tyr
                85   90   95

Cys Ala Thr Gly Asn Tyr Tyr Glu Thr Tyr Leu Gly Phe Asp Val Trp
            100   105   110

Gly Gln Gly Thr Leu Val Thr Val Ser Ser Ala Ser Thr Lys Gly Pro
        115   120   125

Ser Val Phe Pro Leu Ala Pro Ser Ser Lys Ser Thr Ser Gly Gly Thr
    130   135   140

Ala Ala Leu Gly Cys Leu Val Lys Asp Tyr Phe Pro Glu Pro Val Thr
145   150   155   160

Val Ser Trp Asn Ser Gly Ala Leu Thr Ser Gly Val His Thr Phe Pro

```
                165                 170                 175

Ala Val Leu Gln Ser Ser Gly Leu Tyr Ser Leu Ser Ser Val Val Thr
            180                 185                 190

Val Pro Ser Ser Ser Leu Gly Thr Gln Thr Tyr Ile Cys Asn Val Asn
        195                 200                 205

His Lys Pro Ser Asn Thr Lys Val Asp Lys Lys Val Glu Pro Lys Ser
    210                 215                 220

Cys Asp Lys Thr His Thr Cys Pro Pro Cys Pro Ala Pro Glu Leu Leu
225                 230                 235                 240

Gly Gly Pro Ser Val Phe Leu Phe Pro Pro Lys Pro Lys Asp Thr Leu
                245                 250                 255

Met Ile Ser Arg Thr Pro Glu Val Thr Cys Val Val Val Asp Val Ser
            260                 265                 270

His Glu Asp Pro Glu Val Lys Phe Asn Trp Tyr Val Asp Gly Val Glu
        275                 280                 285

Val His Asn Ala Lys Thr Lys Pro Arg Glu Glu Gln Tyr Gly Ser Thr
    290                 295                 300

Tyr Arg Val Val Ser Val Leu Thr Val Leu His Gln Asp Trp Leu Asn
305                 310                 315                 320

Gly Lys Glu Tyr Lys Cys Lys Val Ser Asn Lys Ala Leu Pro Ala Pro
                325                 330                 335

Ile Glu Lys Thr Ile Ser Lys Ala Lys Gly Gln Pro Arg Glu Pro Gln
            340                 345                 350

Val Tyr Thr Leu Pro Pro Ser Arg Asp Glu Leu Thr Lys Asn Gln Val
        355                 360                 365

Ser Leu Thr Cys Leu Val Lys Gly Phe Tyr Pro Ser Asp Ile Ala Val
    370                 375                 380

Glu Trp Glu Ser Asn Gly Gln Pro Glu Asn Asn Tyr Lys Thr Thr Pro
385                 390                 395                 400

Pro Val Leu Asp Ser Asp Gly Ser Phe Phe Leu Tyr Ser Lys Leu Thr
                405                 410                 415

Val Asp Lys Ser Arg Trp Gln Gln Gly Asn Val Phe Ser Cys Ser Val
            420                 425                 430
```

```
Met His Glu Ala Leu His Asn His Tyr Thr Gln Lys Ser Leu Ser Leu
        435                 440                 445


Ser Pro Gly Lys
    450
```

<210> 573
<211> 451
<212> PRT
<213> artificial

<220>
<223> Synthetic polypeptide

<400> 573

```
Glu Leu Gln Leu Gln Glu Ser Gly Pro Gly Leu Val Lys Pro Ser Glu
1               5                   10                  15


Thr Leu Ser Leu Thr Cys Thr Val Ser Gly Gly Ser Ile Thr Ala Ser
            20                  25                  30


Asn Tyr Tyr Trp Gly Trp Ile Arg Gln Pro Pro Gly Lys Gly Leu Glu
        35                  40                  45


Trp Ile Gly Ser Ile Asp Tyr Thr Gly Ser Thr Tyr Tyr Glu Pro Ser
    50                  55                  60


Leu Lys Ser Arg Val Thr Ile Ser Val Asp Thr Ser Lys Asn Gln Phe
65                  70                  75                  80


Ser Leu Lys Leu Ser Ser Val Thr Ala Ala Asp Thr Ala Val Tyr Tyr
                85                  90                  95


Cys Ala Thr Gly Asn Tyr Tyr Glu Thr Tyr Leu Gly Phe Asp Val Trp
            100                 105                 110


Gly Gln Gly Thr Leu Val Thr Val Ser Ser Ala Ser Thr Lys Gly Pro
        115                 120                 125


Ser Val Phe Pro Leu Ala Pro Ser Ser Lys Ser Thr Ser Gly Gly Thr
    130                 135                 140


Ala Ala Leu Gly Cys Leu Val Lys Asp Tyr Phe Pro Glu Pro Val Thr
145                 150                 155                 160


Val Ser Trp Asn Ser Gly Ala Leu Thr Ser Gly Val His Thr Phe Pro
                165                 170                 175


Ala Val Leu Gln Ser Ser Gly Leu Tyr Ser Leu Ser Ser Val Val Thr
```

```
            180                 185                 190

Val Pro Ser Ser Ser Leu Gly Thr Gln Thr Tyr Ile Cys Asn Val Asn
        195                 200                 205

His Lys Pro Ser Asn Thr Lys Val Asp Lys Lys Val Glu Pro Lys Ser
    210                 215                 220

Cys Asp Lys Thr His Thr Cys Pro Pro Cys Pro Ala Pro Glu Leu Leu
225                 230                 235                 240

Gly Gly Pro Ser Val Phe Leu Phe Pro Pro Lys Pro Lys Asp Thr Leu
                245                 250                 255

Tyr Ile Thr Arg Glu Pro Glu Val Thr Cys Val Val Val Asp Val Ser
            260                 265                 270

His Glu Asp Pro Glu Val Lys Phe Asn Trp Tyr Val Asp Gly Val Glu
        275                 280                 285

Val His Asn Ala Lys Thr Lys Pro Arg Glu Glu Gln Tyr Gly Ser Thr
    290                 295                 300

Tyr Arg Val Val Ser Val Leu Thr Val Leu His Gln Asp Trp Leu Asn
305                 310                 315                 320

Gly Lys Glu Tyr Lys Cys Lys Val Ser Asn Lys Ala Leu Pro Ala Pro
                325                 330                 335

Ile Glu Lys Thr Ile Ser Lys Ala Lys Gly Gln Pro Arg Glu Pro Gln
            340                 345                 350

Val Tyr Thr Leu Pro Pro Ser Arg Asp Glu Leu Thr Lys Asn Gln Val
        355                 360                 365

Ser Leu Thr Cys Leu Val Lys Gly Phe Tyr Pro Ser Asp Ile Ala Val
    370                 375                 380

Glu Trp Glu Ser Asn Gly Gln Pro Glu Asn Asn Tyr Lys Thr Thr Pro
385                 390                 395                 400

Pro Val Leu Asp Ser Asp Gly Ser Phe Phe Leu Tyr Ser Lys Leu Thr
                405                 410                 415

Val Asp Lys Ser Arg Trp Gln Gln Gly Asn Val Phe Ser Cys Ser Val
            420                 425                 430

Met His Glu Ala Leu His Asn His Tyr Thr Gln Lys Ser Leu Ser Leu
        435                 440                 445
```

Ser Pro Gly
    450

<210> 574
<211> 452
<212> PRT
<213> artificial

<220>
<223> Synthetic polypeptide

<400> 574

Glu Leu Gln Leu Gln Glu Ser Gly Pro Gly Leu Val Lys Pro Ser Glu
1   5   10   15

Thr Leu Ser Leu Thr Cys Thr Val Ser Gly Gly Ser Ile Thr Ala Ser
            20   25   30

Asn Tyr Tyr Trp Gly Trp Ile Arg Gln Pro Pro Gly Lys Gly Leu Glu
        35   40   45

Trp Ile Gly Ser Ile Asp Tyr Thr Gly Ser Thr Tyr Tyr Glu Pro Ser
    50   55   60

Leu Lys Ser Arg Val Thr Ile Ser Val Asp Thr Ser Lys Asn Gln Phe
65   70   75   80

Ser Leu Lys Leu Ser Ser Val Thr Ala Ala Asp Thr Ala Val Tyr Tyr
                85   90   95

Cys Ala Thr Gly Asn Tyr Tyr Glu Thr Tyr Leu Gly Phe Asp Val Trp
            100   105   110

Gly Gln Gly Thr Leu Val Thr Val Ser Ser Ala Ser Thr Lys Gly Pro
        115   120   125

Ser Val Phe Pro Leu Ala Pro Ser Ser Lys Ser Thr Ser Gly Gly Thr
    130   135   140

Ala Ala Leu Gly Cys Leu Val Lys Asp Tyr Phe Pro Glu Pro Val Thr
145   150   155   160

Val Ser Trp Asn Ser Gly Ala Leu Thr Ser Gly Val His Thr Phe Pro
                165   170   175

Ala Val Leu Gln Ser Ser Gly Leu Tyr Ser Leu Ser Ser Val Val Thr
            180   185   190

Val Pro Ser Ser Ser Leu Gly Thr Gln Thr Tyr Ile Cys Asn Val Asn

```
        195                 200                 205

His Lys Pro Ser Asn Thr Lys Val Asp Lys Lys Val Glu Pro Lys Ser
    210                 215                 220

Cys Asp Lys Thr His Thr Cys Pro Pro Cys Pro Ala Pro Glu Leu Leu
225                 230                 235                 240

Gly Gly Pro Ser Val Phe Leu Phe Pro Pro Lys Pro Lys Asp Thr Leu
                245                 250                 255

Tyr Ile Thr Arg Glu Pro Glu Val Thr Cys Val Val Val Asp Val Ser
            260                 265                 270

His Glu Asp Pro Glu Val Lys Phe Asn Trp Tyr Val Asp Gly Val Glu
        275                 280                 285

Val His Asn Ala Lys Thr Lys Pro Arg Glu Glu Gln Tyr Gly Ser Thr
    290                 295                 300

Tyr Arg Val Val Ser Val Leu Thr Val Leu His Gln Asp Trp Leu Asn
305                 310                 315                 320

Gly Lys Glu Tyr Lys Cys Lys Val Ser Asn Lys Ala Leu Pro Ala Pro
                325                 330                 335

Ile Glu Lys Thr Ile Ser Lys Ala Lys Gly Gln Pro Arg Glu Pro Gln
            340                 345                 350

Val Tyr Thr Leu Pro Pro Ser Arg Asp Glu Leu Thr Lys Asn Gln Val
        355                 360                 365

Ser Leu Thr Cys Leu Val Lys Gly Phe Tyr Pro Ser Asp Ile Ala Val
    370                 375                 380

Glu Trp Glu Ser Asn Gly Gln Pro Glu Asn Asn Tyr Lys Thr Thr Pro
385                 390                 395                 400

Pro Val Leu Asp Ser Asp Gly Ser Phe Phe Leu Tyr Ser Lys Leu Thr
                405                 410                 415

Val Asp Lys Ser Arg Trp Gln Gln Gly Asn Val Phe Ser Cys Ser Val
            420                 425                 430

Met His Glu Ala Leu His Asn His Tyr Thr Gln Lys Ser Leu Ser Leu
        435                 440                 445

Ser Pro Gly Lys
    450
```

<210> 575
<211> 452
<212> PRT
<213> artificial

<220>
<223> Synthetic polypeptide

<400> 575

Glu Leu Gln Leu Gln Glu Ser Gly Pro Gly Leu Val Lys Pro Ser Glu
1   5   10   15

Thr Leu Ser Leu Thr Cys Thr Val Ser Gly Gly Ser Ile Thr Ala Ser
            20   25   30

Asn Tyr Tyr Trp Gly Trp Ile Arg Gln Pro Pro Gly Lys Gly Leu Glu
        35   40   45

Trp Ile Gly Ser Ile Asp Tyr Thr Gly Ser Thr Tyr Tyr Glu Pro Ser
    50   55   60

Leu Lys Ser Arg Val Thr Ile Ser Val Asp Thr Ser Lys Asn Gln Phe
65   70   75   80

Ser Leu Lys Leu Ser Ser Val Thr Ala Ala Asp Thr Ala Val Tyr Tyr
                85   90   95

Cys Ala Thr Gly Asn Tyr Tyr Glu Thr Tyr Leu Gly Phe Asp Val Trp
            100   105   110

Gly Gln Gly Thr Leu Val Thr Val Ser Ser Ala Ser Thr Lys Gly Pro
        115   120   125

Ser Val Phe Pro Leu Ala Pro Ser Ser Lys Ser Thr Ser Gly Gly Thr
    130   135   140

Ala Ala Leu Gly Cys Leu Val Lys Asp Tyr Phe Pro Glu Pro Val Thr
145   150   155   160

Val Ser Trp Asn Ser Gly Ala Leu Thr Ser Gly Val His Thr Phe Pro
                165   170   175

Ala Val Leu Gln Ser Ser Gly Leu Tyr Ser Leu Ser Ser Val Val Thr
            180   185   190

Val Pro Ser Ser Ser Leu Gly Thr Gln Thr Tyr Ile Cys Asn Val Asn
        195   200   205

His Lys Pro Ser Asn Thr Lys Val Asp Lys Lys Val Glu Pro Lys Ser

```
    210                 215                 220

Cys Asp Lys Thr His Thr Cys Pro Pro Cys Pro Ala Pro Glu Leu Leu
225                 230                 235                 240

Gly Gly Pro Ser Val Phe Leu Phe Pro Pro Lys Pro Lys Asp Thr Leu
                245                 250                 255

Met Ile Ser Arg Thr Pro Glu Val Thr Cys Val Val Val Asp Val Ser
            260                 265                 270

His Glu Asp Pro Glu Val Lys Phe Asn Trp Tyr Val Asp Gly Val Glu
        275                 280                 285

Val His Asn Ala Lys Thr Lys Pro Arg Glu Glu Gln Tyr Gly Ser Thr
    290                 295                 300

Tyr Arg Val Val Ser Val Leu Thr Val Leu His Gln Asp Trp Leu Asn
305                 310                 315                 320

Gly Lys Glu Tyr Lys Cys Lys Val Ser Asn Lys Ala Leu Pro Ala Pro
                325                 330                 335

Ile Glu Lys Thr Ile Ser Lys Ala Lys Gly Gln Pro Arg Glu Pro Gln
            340                 345                 350

Val Tyr Thr Leu Pro Pro Ser Arg Asp Glu Leu Thr Lys Asn Gln Val
        355                 360                 365

Ser Leu Trp Cys Leu Val Lys Gly Phe Tyr Pro Ser Asp Ile Ala Val
    370                 375                 380

Glu Trp Glu Ser Asn Gly Gln Pro Glu Asn Asn Tyr Lys Thr Thr Pro
385                 390                 395                 400

Pro Val Leu Asp Ser Asp Gly Ser Phe Phe Leu Tyr Ser Lys Leu Thr
                405                 410                 415

Val Asp Lys Ser Arg Trp Gln Gln Gly Asn Val Phe Ser Cys Ser Val
            420                 425                 430

Met His Glu Ala Leu His Asn His Tyr Thr Gln Lys Ser Leu Ser Leu
        435                 440                 445

Ser Pro Gly Lys
    450
```

<210> 576
<211> 451

<212> PRT
<213> artificial

<220>
<223> Synthetic polypeptide

<400> 576

```
Glu Leu Gln Leu Gln Glu Ser Gly Pro Gly Leu Val Lys Pro Ser Glu
1               5                  10                  15


Thr Leu Ser Leu Thr Cys Thr Val Ser Gly Gly Ser Ile Thr Ala Ser
            20                  25                  30


Asn Tyr Tyr Trp Gly Trp Ile Arg Gln Pro Pro Gly Lys Gly Leu Glu
        35                  40                  45


Trp Ile Gly Ser Ile Asp Tyr Thr Gly Ser Thr Tyr Tyr Glu Pro Ser
    50                  55                  60


Leu Lys Ser Arg Val Thr Ile Ser Val Asp Thr Ser Lys Asn Gln Phe
65                  70                  75                  80


Ser Leu Lys Leu Ser Ser Val Thr Ala Ala Asp Thr Ala Val Tyr Tyr
                85                  90                  95


Cys Ala Thr Gly Asn Tyr Tyr Glu Thr Tyr Leu Gly Phe Asp Val Trp
            100                 105                 110


Gly Gln Gly Thr Leu Val Thr Val Ser Ser Ala Ser Thr Lys Gly Pro
        115                 120                 125


Ser Val Phe Pro Leu Ala Pro Ser Ser Lys Ser Thr Ser Gly Gly Thr
    130                 135                 140


Ala Ala Leu Gly Cys Leu Val Lys Asp Tyr Phe Pro Glu Pro Val Thr
145                 150                 155                 160


Val Ser Trp Asn Ser Gly Ala Leu Thr Ser Gly Val His Thr Phe Pro
                165                 170                 175


Ala Val Leu Gln Ser Ser Gly Leu Tyr Ser Leu Ser Ser Val Val Thr
            180                 185                 190


Val Pro Ser Ser Ser Leu Gly Thr Gln Thr Tyr Ile Cys Asn Val Asn
        195                 200                 205


His Lys Pro Ser Asn Thr Lys Val Asp Lys Lys Val Glu Pro Lys Ser
    210                 215                 220


Cys Asp Lys Thr His Thr Cys Pro Pro Cys Pro Ala Pro Glu Leu Leu
```

225 230 235 240

Gly Gly Pro Ser Val Phe Leu Phe Pro Pro Lys Pro Lys Asp Thr Leu
245 250 255

Tyr Ile Thr Arg Glu Pro Glu Val Thr Cys Val Val Val Asp Val Ser
260 265 270

His Glu Asp Pro Glu Val Lys Phe Asn Trp Tyr Val Asp Gly Val Glu
275 280 285

Val His Asn Ala Lys Thr Lys Pro Arg Glu Glu Gln Tyr Gly Ser Thr
290 295 300

Tyr Arg Val Val Ser Val Leu Thr Val Leu His Gln Asp Trp Leu Asn
305 310 315 320

Gly Lys Glu Tyr Lys Cys Lys Val Ser Asn Lys Ala Leu Pro Ala Pro
325 330 335

Ile Glu Lys Thr Ile Ser Lys Ala Lys Gly Gln Pro Arg Glu Pro Gln
340 345 350

Val Tyr Thr Leu Pro Pro Ser Arg Asp Glu Leu Thr Lys Asn Gln Val
355 360 365

Ser Leu Trp Cys Leu Val Lys Gly Phe Tyr Pro Ser Asp Ile Ala Val
370 375 380

Glu Trp Glu Ser Asn Gly Gln Pro Glu Asn Asn Tyr Lys Thr Thr Pro
385 390 395 400

Pro Val Leu Asp Ser Asp Gly Ser Phe Phe Leu Tyr Ser Lys Leu Thr
405 410 415

Val Asp Lys Ser Arg Trp Gln Gln Gly Asn Val Phe Ser Cys Ser Val
420 425 430

Met His Glu Ala Leu His Asn His Tyr Thr Gln Lys Ser Leu Ser Leu
435 440 445

Ser Pro Gly
450

<210> 577
<211> 452
<212> PRT
<213> artificial

<220>

<223> Synthetic polypeptide

<400> 577

```
Glu Leu Gln Leu Gln Glu Ser Gly Pro Gly Leu Val Lys Pro Ser Glu
1               5                   10                  15


Thr Leu Ser Leu Thr Cys Thr Val Ser Gly Gly Ser Ile Thr Ala Ser
            20                  25                  30


Asn Tyr Tyr Trp Gly Trp Ile Arg Gln Pro Pro Gly Lys Gly Leu Glu
        35                  40                  45


Trp Ile Gly Ser Ile Asp Tyr Thr Gly Ser Thr Tyr Tyr Glu Pro Ser
    50                  55                  60


Leu Lys Ser Arg Val Thr Ile Ser Val Asp Thr Ser Lys Asn Gln Phe
65                  70                  75                  80


Ser Leu Lys Leu Ser Ser Val Thr Ala Ala Asp Thr Ala Val Tyr Tyr
                85                  90                  95


Cys Ala Thr Gly Asn Tyr Tyr Glu Thr Tyr Leu Gly Phe Asp Val Trp
            100                 105                 110


Gly Gln Gly Thr Leu Val Thr Val Ser Ser Ala Ser Thr Lys Gly Pro
        115                 120                 125


Ser Val Phe Pro Leu Ala Pro Ser Ser Lys Ser Thr Ser Gly Gly Thr
    130                 135                 140


Ala Ala Leu Gly Cys Leu Val Lys Asp Tyr Phe Pro Glu Pro Val Thr
145                 150                 155                 160


Val Ser Trp Asn Ser Gly Ala Leu Thr Ser Gly Val His Thr Phe Pro
                165                 170                 175


Ala Val Leu Gln Ser Ser Gly Leu Tyr Ser Leu Ser Ser Val Val Thr
            180                 185                 190


Val Pro Ser Ser Ser Leu Gly Thr Gln Thr Tyr Ile Cys Asn Val Asn
        195                 200                 205


His Lys Pro Ser Asn Thr Lys Val Asp Lys Lys Val Glu Pro Lys Ser
    210                 215                 220


Cys Asp Lys Thr His Thr Cys Pro Pro Cys Pro Ala Pro Glu Leu Leu
225                 230                 235                 240


Gly Gly Pro Ser Val Phe Leu Phe Pro Pro Lys Pro Lys Asp Thr Leu
```

```
                245                 250                 255

Tyr Ile Thr Arg Glu Pro Glu Val Thr Cys Val Val Val Asp Val Ser
            260                 265                 270

His Glu Asp Pro Glu Val Lys Phe Asn Trp Tyr Val Asp Gly Val Glu
        275                 280                 285

Val His Asn Ala Lys Thr Lys Pro Arg Glu Glu Gln Tyr Gly Ser Thr
    290                 295                 300

Tyr Arg Val Val Ser Val Leu Thr Val Leu His Gln Asp Trp Leu Asn
305                 310                 315                 320

Gly Lys Glu Tyr Lys Cys Lys Val Ser Asn Lys Ala Leu Pro Ala Pro
                325                 330                 335

Ile Glu Lys Thr Ile Ser Lys Ala Lys Gly Gln Pro Arg Glu Pro Gln
            340                 345                 350

Val Tyr Thr Leu Pro Pro Ser Arg Asp Glu Leu Thr Lys Asn Gln Val
        355                 360                 365

Ser Leu Trp Cys Leu Val Lys Gly Phe Tyr Pro Ser Asp Ile Ala Val
    370                 375                 380

Glu Trp Glu Ser Asn Gly Gln Pro Glu Asn Asn Tyr Lys Thr Thr Pro
385                 390                 395                 400

Pro Val Leu Asp Ser Asp Gly Ser Phe Phe Leu Tyr Ser Lys Leu Thr
                405                 410                 415

Val Asp Lys Ser Arg Trp Gln Gln Gly Asn Val Phe Ser Cys Ser Val
            420                 425                 430

Met His Glu Ala Leu His Asn His Tyr Thr Gln Lys Ser Leu Ser Leu
        435                 440                 445

Ser Pro Gly Lys
    450


<210>  578
<211>  452
<212>  PRT
<213>  artificial

<220>
<223>  Synthetic polypeptide

<400>  578
```

```
Glu Leu Gln Leu Gln Glu Ser Gly Pro Gly Leu Val Lys Pro Ser Glu
1               5                   10                  15

Thr Leu Ser Leu Thr Cys Thr Val Ser Gly Gly Ser Ile Thr Ala Ser
            20                  25                  30

Asn Tyr Tyr Trp Gly Trp Ile Arg Gln Pro Pro Gly Lys Gly Leu Glu
        35                  40                  45

Trp Ile Gly Ser Ile Asp Tyr Thr Gly Ser Thr Tyr Tyr Glu Pro Ser
    50                  55                  60

Leu Lys Ser Arg Val Thr Ile Ser Val Asp Thr Ser Lys Asn Gln Phe
65                  70                  75                  80

Ser Leu Lys Leu Ser Ser Val Thr Ala Ala Asp Thr Ala Val Tyr Tyr
                85                  90                  95

Cys Ala Thr Gly Asn Tyr Tyr Glu Thr Tyr Leu Gly Phe Asp Val Trp
            100                 105                 110

Gly Gln Gly Thr Leu Val Thr Val Ser Ser Ala Ser Thr Lys Gly Pro
        115                 120                 125

Ser Val Phe Pro Leu Ala Pro Ser Ser Lys Ser Thr Ser Gly Gly Thr
    130                 135                 140

Ala Ala Leu Gly Cys Leu Val Lys Asp Tyr Phe Pro Glu Pro Val Thr
145                 150                 155                 160

Val Ser Trp Asn Ser Gly Ala Leu Thr Ser Gly Val His Thr Phe Pro
                165                 170                 175

Ala Val Leu Gln Ser Ser Gly Leu Tyr Ser Leu Ser Ser Val Val Thr
            180                 185                 190

Val Pro Ser Ser Ser Leu Gly Thr Gln Thr Tyr Ile Cys Asn Val Asn
        195                 200                 205

His Lys Pro Ser Asn Thr Lys Val Asp Lys Lys Val Glu Pro Lys Ser
    210                 215                 220

Cys Asp Lys Thr His Thr Cys Pro Pro Cys Pro Ala Pro Glu Leu Leu
225                 230                 235                 240

Gly Gly Pro Ser Val Phe Leu Phe Pro Pro Lys Pro Lys Asp Thr Leu
                245                 250                 255

Met Ile Ser Arg Thr Pro Glu Val Thr Cys Val Val Val Asp Val Ser
```

```
            260                 265                 270

His Glu Asp Pro Glu Val Lys Phe Asn Trp Tyr Val Asp Gly Val Glu
        275                 280                 285

Val His Asn Ala Lys Thr Lys Pro Arg Glu Glu Gln Tyr Gly Ser Thr
    290                 295                 300

Tyr Arg Val Val Ser Val Leu Thr Val Leu His Gln Asp Trp Leu Asn
305                 310                 315                 320

Gly Lys Glu Tyr Lys Cys Lys Val Ser Asn Lys Ala Leu Pro Ala Pro
                325                 330                 335

Ile Glu Lys Thr Ile Ser Lys Ala Lys Gly Gln Pro Arg Glu Pro Gln
            340                 345                 350

Val Tyr Thr Leu Pro Pro Ser Arg Asp Glu Leu Thr Lys Asn Gln Val
        355                 360                 365

Ser Leu Ser Cys Ala Val Lys Gly Phe Tyr Pro Ser Asp Ile Ala Val
    370                 375                 380

Glu Trp Glu Ser Asn Gly Gln Pro Glu Asn Asn Tyr Lys Thr Thr Pro
385                 390                 395                 400

Pro Val Leu Asp Ser Asp Gly Ser Phe Phe Leu Val Ser Lys Leu Thr
                405                 410                 415

Val Asp Lys Ser Arg Trp Gln Gln Gly Asn Val Phe Ser Cys Ser Val
            420                 425                 430

Met His Glu Ala Leu His Asn His Tyr Thr Gln Lys Ser Leu Ser Leu
        435                 440                 445

Ser Pro Gly Lys
    450


<210>  579
<211>  451
<212>  PRT
<213>  artificial

<220>
<223>  Synthetic polypeptide

<400>  579

Glu Leu Gln Leu Gln Glu Ser Gly Pro Gly Leu Val Lys Pro Ser Glu
1               5                   10                  15
```

```
Thr Leu Ser Leu Thr Cys Thr Val Ser Gly Gly Ser Ile Thr Ala Ser
            20                  25                  30

Asn Tyr Tyr Trp Gly Trp Ile Arg Gln Pro Pro Gly Lys Gly Leu Glu
        35                  40                  45

Trp Ile Gly Ser Ile Asp Tyr Thr Gly Ser Thr Tyr Tyr Glu Pro Ser
    50                  55                  60

Leu Lys Ser Arg Val Thr Ile Ser Val Asp Thr Ser Lys Asn Gln Phe
65                  70                  75                  80

Ser Leu Lys Leu Ser Ser Val Thr Ala Ala Asp Thr Ala Val Tyr Tyr
                85                  90                  95

Cys Ala Thr Gly Asn Tyr Tyr Glu Thr Tyr Leu Gly Phe Asp Val Trp
            100                 105                 110

Gly Gln Gly Thr Leu Val Thr Val Ser Ser Ala Ser Thr Lys Gly Pro
        115                 120                 125

Ser Val Phe Pro Leu Ala Pro Ser Ser Lys Ser Thr Ser Gly Gly Thr
    130                 135                 140

Ala Ala Leu Gly Cys Leu Val Lys Asp Tyr Phe Pro Glu Pro Val Thr
145                 150                 155                 160

Val Ser Trp Asn Ser Gly Ala Leu Thr Ser Gly Val His Thr Phe Pro
                165                 170                 175

Ala Val Leu Gln Ser Ser Gly Leu Tyr Ser Leu Ser Ser Val Val Thr
            180                 185                 190

Val Pro Ser Ser Ser Leu Gly Thr Gln Thr Tyr Ile Cys Asn Val Asn
        195                 200                 205

His Lys Pro Ser Asn Thr Lys Val Asp Lys Lys Val Glu Pro Lys Ser
    210                 215                 220

Cys Asp Lys Thr His Thr Cys Pro Pro Cys Pro Ala Pro Glu Leu Leu
225                 230                 235                 240

Gly Gly Pro Ser Val Phe Leu Phe Pro Pro Lys Pro Lys Asp Thr Leu
                245                 250                 255

Tyr Ile Thr Arg Glu Pro Glu Val Thr Cys Val Val Val Asp Val Ser
            260                 265                 270

His Glu Asp Pro Glu Val Lys Phe Asn Trp Tyr Val Asp Gly Val Glu
```

```
        275                 280                 285

Val His Asn Ala Lys Thr Lys Pro Arg Glu Glu Gln Tyr Gly Ser Thr
    290                 295                 300

Tyr Arg Val Val Ser Val Leu Thr Val Leu His Gln Asp Trp Leu Asn
305                 310                 315                 320

Gly Lys Glu Tyr Lys Cys Lys Val Ser Asn Lys Ala Leu Pro Ala Pro
                325                 330                 335

Ile Glu Lys Thr Ile Ser Lys Ala Lys Gly Gln Pro Arg Glu Pro Gln
            340                 345                 350

Val Tyr Thr Leu Pro Pro Ser Arg Asp Glu Leu Thr Lys Asn Gln Val
        355                 360                 365

Ser Leu Ser Cys Ala Val Lys Gly Phe Tyr Pro Ser Asp Ile Ala Val
    370                 375                 380

Glu Trp Glu Ser Asn Gly Gln Pro Glu Asn Asn Tyr Lys Thr Thr Pro
385                 390                 395                 400

Pro Val Leu Asp Ser Asp Gly Ser Phe Phe Leu Val Ser Lys Leu Thr
                405                 410                 415

Val Asp Lys Ser Arg Trp Gln Gln Gly Asn Val Phe Ser Cys Ser Val
            420                 425                 430

Met His Glu Ala Leu His Asn His Tyr Thr Gln Lys Ser Leu Ser Leu
        435                 440                 445

Ser Pro Gly
    450


<210>  580
<211>  452
<212>  PRT
<213>  artificial

<220>
<223>  Synthetic polypeptide

<400>  580

Glu Leu Gln Leu Gln Glu Ser Gly Pro Gly Leu Val Lys Pro Ser Glu
1               5                   10                  15

Thr Leu Ser Leu Thr Cys Thr Val Ser Gly Gly Ser Ile Thr Ala Ser
            20                  25                  30
```

```
Asn Tyr Tyr Trp Gly Trp Ile Arg Gln Pro Pro Gly Lys Gly Leu Glu
        35                  40                  45

Trp Ile Gly Ser Ile Asp Tyr Thr Gly Ser Thr Tyr Tyr Glu Pro Ser
    50                  55                  60

Leu Lys Ser Arg Val Thr Ile Ser Val Asp Thr Ser Lys Asn Gln Phe
65                  70                  75                  80

Ser Leu Lys Leu Ser Ser Val Thr Ala Ala Asp Thr Ala Val Tyr Tyr
                85                  90                  95

Cys Ala Thr Gly Asn Tyr Tyr Glu Thr Tyr Leu Gly Phe Asp Val Trp
            100                 105                 110

Gly Gln Gly Thr Leu Val Thr Val Ser Ser Ala Ser Thr Lys Gly Pro
        115                 120                 125

Ser Val Phe Pro Leu Ala Pro Ser Ser Lys Ser Thr Ser Gly Gly Thr
    130                 135                 140

Ala Ala Leu Gly Cys Leu Val Lys Asp Tyr Phe Pro Glu Pro Val Thr
145                 150                 155                 160

Val Ser Trp Asn Ser Gly Ala Leu Thr Ser Gly Val His Thr Phe Pro
                165                 170                 175

Ala Val Leu Gln Ser Ser Gly Leu Tyr Ser Leu Ser Ser Val Val Thr
            180                 185                 190

Val Pro Ser Ser Ser Leu Gly Thr Gln Thr Tyr Ile Cys Asn Val Asn
        195                 200                 205

His Lys Pro Ser Asn Thr Lys Val Asp Lys Lys Val Glu Pro Lys Ser
    210                 215                 220

Cys Asp Lys Thr His Thr Cys Pro Pro Cys Pro Ala Pro Glu Leu Leu
225                 230                 235                 240

Gly Gly Pro Ser Val Phe Leu Phe Pro Pro Lys Pro Lys Asp Thr Leu
                245                 250                 255

Tyr Ile Thr Arg Glu Pro Glu Val Thr Cys Val Val Val Asp Val Ser
            260                 265                 270

His Glu Asp Pro Glu Val Lys Phe Asn Trp Tyr Val Asp Gly Val Glu
        275                 280                 285

Val His Asn Ala Lys Thr Lys Pro Arg Glu Glu Gln Tyr Gly Ser Thr
```

```
    290                 295                 300

Tyr Arg Val Val Ser Val Leu Thr Val Leu His Gln Asp Trp Leu Asn
305                 310                 315                 320

Gly Lys Glu Tyr Lys Cys Lys Val Ser Asn Lys Ala Leu Pro Ala Pro
                325                 330                 335

Ile Glu Lys Thr Ile Ser Lys Ala Lys Gly Gln Pro Arg Glu Pro Gln
            340                 345                 350

Val Tyr Thr Leu Pro Pro Ser Arg Asp Glu Leu Thr Lys Asn Gln Val
        355                 360                 365

Ser Leu Ser Cys Ala Val Lys Gly Phe Tyr Pro Ser Asp Ile Ala Val
    370                 375                 380

Glu Trp Glu Ser Asn Gly Gln Pro Glu Asn Asn Tyr Lys Thr Thr Pro
385                 390                 395                 400

Pro Val Leu Asp Ser Asp Gly Ser Phe Phe Leu Val Ser Lys Leu Thr
                405                 410                 415

Val Asp Lys Ser Arg Trp Gln Gln Gly Asn Val Phe Ser Cys Ser Val
            420                 425                 430

Met His Glu Ala Leu His Asn His Tyr Thr Gln Lys Ser Leu Ser Leu
        435                 440                 445

Ser Pro Gly Lys
    450


<210>  581
<211>  452
<212>  PRT
<213>  artificial

<220>
<223>  Synthetic polypeptide

<400>  581

Glu Leu Gln Leu Gln Glu Ser Gly Pro Gly Leu Val Lys Pro Ser Glu
1               5                   10                  15

Thr Leu Ser Leu Thr Cys Thr Val Ser Gly Gly Ser Ile Thr Ala Ser
            20                  25                  30

Asn Thr Tyr Trp Gly Trp Ile Arg Gln Pro Pro Gly Lys Gly Leu Glu
        35                  40                  45
```

```
Trp Ile Gly Ser Ile Asp Tyr Thr Gly Ser Thr Tyr Tyr Asn Pro Ser
    50                  55                  60

Leu Lys Ser Arg Val Thr Ile Ser Val Asp Thr Ser Lys Asn Gln Phe
65                  70                  75                  80

Ser Leu Lys Leu Ser Ser Val Thr Ala Ala Asp Thr Ala Val Tyr Tyr
                85                  90                  95

Cys Ala Thr Gly Lys Tyr Tyr Glu Thr Tyr Leu Gly Phe Asp Val Trp
            100                 105                 110

Gly Gln Gly Thr Leu Val Thr Val Ser Ser Ala Ser Thr Lys Gly Pro
        115                 120                 125

Ser Val Phe Pro Leu Ala Pro Ser Ser Lys Ser Thr Ser Gly Gly Thr
    130                 135                 140

Ala Ala Leu Gly Cys Leu Val Lys Asp Tyr Phe Pro Glu Pro Val Thr
145                 150                 155                 160

Val Ser Trp Asn Ser Gly Ala Leu Thr Ser Gly Val His Thr Phe Pro
                165                 170                 175

Ala Val Leu Gln Ser Ser Gly Leu Tyr Ser Leu Ser Ser Val Val Thr
            180                 185                 190

Val Pro Ser Ser Ser Leu Gly Thr Gln Thr Tyr Ile Cys Asn Val Asn
        195                 200                 205

His Lys Pro Ser Asn Thr Lys Val Asp Lys Lys Val Glu Pro Lys Ser
    210                 215                 220

Cys Asp Lys Thr His Thr Cys Pro Pro Cys Pro Ala Pro Glu Leu Leu
225                 230                 235                 240

Gly Gly Pro Ser Val Phe Leu Phe Pro Pro Lys Pro Lys Asp Thr Leu
                245                 250                 255

Met Ile Ser Arg Thr Pro Glu Val Thr Cys Val Val Val Asp Val Ser
            260                 265                 270

His Glu Asp Pro Glu Val Lys Phe Asn Trp Tyr Val Asp Gly Val Glu
        275                 280                 285

Val His Asn Ala Lys Thr Lys Pro Arg Glu Glu Gln Tyr Gly Ser Thr
    290                 295                 300

Tyr Arg Val Val Ser Val Leu Thr Val Leu His Gln Asp Trp Leu Asn
```

305 310 315 320

Gly Lys Glu Tyr Lys Cys Lys Val Ser Asn Lys Ala Leu Pro Ala Pro
325 330 335

Ile Glu Lys Thr Ile Ser Lys Ala Lys Gly Gln Pro Arg Glu Pro Gln
340 345 350

Val Tyr Thr Leu Pro Pro Ser Arg Asp Glu Leu Thr Lys Asn Gln Val
355 360 365

Ser Leu Thr Cys Leu Val Lys Gly Phe Tyr Pro Ser Asp Ile Ala Val
370 375 380

Glu Trp Glu Ser Asn Gly Gln Pro Glu Asn Asn Tyr Lys Thr Thr Pro
385 390 395 400

Pro Val Leu Asp Ser Asp Gly Ser Phe Phe Leu Tyr Ser Lys Leu Thr
405 410 415

Val Asp Lys Ser Arg Trp Gln Gln Gly Asn Val Phe Ser Cys Ser Val
420 425 430

Met His Glu Ala Leu His Asn His Tyr Thr Gln Lys Ser Leu Ser Leu
435 440 445

Ser Pro Gly Lys
450

<210> 582
<211> 451
<212> PRT
<213> artificial

<220>
<223> Synthetic polypeptide

<400> 582

Glu Leu Gln Leu Gln Glu Ser Gly Pro Gly Leu Val Lys Pro Ser Glu
1 5 10 15

Thr Leu Ser Leu Thr Cys Thr Val Ser Gly Gly Ser Ile Thr Ala Ser
20 25 30

Asn Thr Tyr Trp Gly Trp Ile Arg Gln Pro Pro Gly Lys Gly Leu Glu
35 40 45

Trp Ile Gly Ser Ile Asp Tyr Thr Gly Ser Thr Tyr Tyr Asn Pro Ser
50 55 60

```
Leu Lys Ser Arg Val Thr Ile Ser Val Asp Thr Ser Lys Asn Gln Phe
65                  70                  75                  80


Ser Leu Lys Leu Ser Ser Val Thr Ala Ala Asp Thr Ala Val Tyr Tyr
                85                  90                  95


Cys Ala Thr Gly Lys Tyr Tyr Glu Thr Tyr Leu Gly Phe Asp Val Trp
            100                 105                 110


Gly Gln Gly Thr Leu Val Thr Val Ser Ser Ala Ser Thr Lys Gly Pro
        115                 120                 125


Ser Val Phe Pro Leu Ala Pro Ser Ser Lys Ser Thr Ser Gly Gly Thr
    130                 135                 140


Ala Ala Leu Gly Cys Leu Val Lys Asp Tyr Phe Pro Glu Pro Val Thr
145                 150                 155                 160


Val Ser Trp Asn Ser Gly Ala Leu Thr Ser Gly Val His Thr Phe Pro
                165                 170                 175


Ala Val Leu Gln Ser Ser Gly Leu Tyr Ser Leu Ser Ser Val Val Thr
            180                 185                 190


Val Pro Ser Ser Ser Leu Gly Thr Gln Thr Tyr Ile Cys Asn Val Asn
        195                 200                 205


His Lys Pro Ser Asn Thr Lys Val Asp Lys Lys Val Glu Pro Lys Ser
    210                 215                 220


Cys Asp Lys Thr His Thr Cys Pro Pro Cys Pro Ala Pro Glu Leu Leu
225                 230                 235                 240


Gly Gly Pro Ser Val Phe Leu Phe Pro Pro Lys Pro Lys Asp Thr Leu
                245                 250                 255


Tyr Ile Thr Arg Glu Pro Glu Val Thr Cys Val Val Val Asp Val Ser
            260                 265                 270


His Glu Asp Pro Glu Val Lys Phe Asn Trp Tyr Val Asp Gly Val Glu
        275                 280                 285


Val His Asn Ala Lys Thr Lys Pro Arg Glu Glu Gln Tyr Gly Ser Thr
    290                 295                 300


Tyr Arg Val Val Ser Val Leu Thr Val Leu His Gln Asp Trp Leu Asn
305                 310                 315                 320


Gly Lys Glu Tyr Lys Cys Lys Val Ser Asn Lys Ala Leu Pro Ala Pro
```

```
                325                 330                 335

Ile Glu Lys Thr Ile Ser Lys Ala Lys Gly Gln Pro Arg Glu Pro Gln
            340                 345                 350

Val Tyr Thr Leu Pro Pro Ser Arg Asp Glu Leu Thr Lys Asn Gln Val
        355                 360                 365

Ser Leu Thr Cys Leu Val Lys Gly Phe Tyr Pro Ser Asp Ile Ala Val
    370                 375                 380

Glu Trp Glu Ser Asn Gly Gln Pro Glu Asn Asn Tyr Lys Thr Thr Pro
385                 390                 395                 400

Pro Val Leu Asp Ser Asp Gly Ser Phe Phe Leu Tyr Ser Lys Leu Thr
                405                 410                 415

Val Asp Lys Ser Arg Trp Gln Gln Gly Asn Val Phe Ser Cys Ser Val
            420                 425                 430

Met His Glu Ala Leu His Asn His Tyr Thr Gln Lys Ser Leu Ser Leu
        435                 440                 445

Ser Pro Gly
    450
```

<210> 583
<211> 452
<212> PRT
<213> artificial

<220>
<223> Synthetic polypeptide

<400> 583

```
Glu Leu Gln Leu Gln Glu Ser Gly Pro Gly Leu Val Lys Pro Ser Glu
1               5                   10                  15

Thr Leu Ser Leu Thr Cys Thr Val Ser Gly Gly Ser Ile Thr Ala Ser
            20                  25                  30

Asn Thr Tyr Trp Gly Trp Ile Arg Gln Pro Pro Gly Lys Gly Leu Glu
        35                  40                  45

Trp Ile Gly Ser Ile Asp Tyr Thr Gly Ser Thr Tyr Tyr Asn Pro Ser
    50                  55                  60

Leu Lys Ser Arg Val Thr Ile Ser Val Asp Thr Ser Lys Asn Gln Phe
65                  70                  75                  80
```

```
Ser Leu Lys Leu Ser Ser Val Thr Ala Ala Asp Thr Ala Val Tyr Tyr
                85                  90                  95

Cys Ala Thr Gly Lys Tyr Tyr Glu Thr Tyr Leu Gly Phe Asp Val Trp
            100                 105                 110

Gly Gln Gly Thr Leu Val Thr Val Ser Ser Ala Ser Thr Lys Gly Pro
        115                 120                 125

Ser Val Phe Pro Leu Ala Pro Ser Ser Lys Ser Thr Ser Gly Gly Thr
    130                 135                 140

Ala Ala Leu Gly Cys Leu Val Lys Asp Tyr Phe Pro Glu Pro Val Thr
145                 150                 155                 160

Val Ser Trp Asn Ser Gly Ala Leu Thr Ser Gly Val His Thr Phe Pro
                165                 170                 175

Ala Val Leu Gln Ser Ser Gly Leu Tyr Ser Leu Ser Ser Val Val Thr
            180                 185                 190

Val Pro Ser Ser Ser Leu Gly Thr Gln Thr Tyr Ile Cys Asn Val Asn
        195                 200                 205

His Lys Pro Ser Asn Thr Lys Val Asp Lys Lys Val Glu Pro Lys Ser
    210                 215                 220

Cys Asp Lys Thr His Thr Cys Pro Pro Cys Pro Ala Pro Glu Leu Leu
225                 230                 235                 240

Gly Gly Pro Ser Val Phe Leu Phe Pro Pro Lys Pro Lys Asp Thr Leu
                245                 250                 255

Tyr Ile Thr Arg Glu Pro Glu Val Thr Cys Val Val Val Asp Val Ser
            260                 265                 270

His Glu Asp Pro Glu Val Lys Phe Asn Trp Tyr Val Asp Gly Val Glu
        275                 280                 285

Val His Asn Ala Lys Thr Lys Pro Arg Glu Glu Gln Tyr Gly Ser Thr
    290                 295                 300

Tyr Arg Val Val Ser Val Leu Thr Val Leu His Gln Asp Trp Leu Asn
305                 310                 315                 320

Gly Lys Glu Tyr Lys Cys Lys Val Ser Asn Lys Ala Leu Pro Ala Pro
                325                 330                 335

Ile Glu Lys Thr Ile Ser Lys Ala Lys Gly Gln Pro Arg Glu Pro Gln
```

```
            340                 345                 350

Val Tyr Thr Leu Pro Pro Ser Arg Asp Glu Leu Thr Lys Asn Gln Val
        355                 360                 365

Ser Leu Thr Cys Leu Val Lys Gly Phe Tyr Pro Ser Asp Ile Ala Val
    370                 375                 380

Glu Trp Glu Ser Asn Gly Gln Pro Glu Asn Asn Tyr Lys Thr Thr Pro
385                 390                 395                 400

Pro Val Leu Asp Ser Asp Gly Ser Phe Phe Leu Tyr Ser Lys Leu Thr
                405                 410                 415

Val Asp Lys Ser Arg Trp Gln Gln Gly Asn Val Phe Ser Cys Ser Val
            420                 425                 430

Met His Glu Ala Leu His Asn His Tyr Thr Gln Lys Ser Leu Ser Leu
        435                 440                 445

Ser Pro Gly Lys
    450
```

<210> 584
<211> 452
<212> PRT
<213> artificial

<220>
<223> Synthetic polypeptide

<400> 584

```
Glu Leu Gln Leu Gln Glu Ser Gly Pro Gly Leu Val Lys Pro Ser Glu
1               5                   10                  15

Thr Leu Ser Leu Thr Cys Thr Val Ser Gly Gly Ser Ile Thr Ala Ser
            20                  25                  30

Asn Thr Tyr Trp Gly Trp Ile Arg Gln Pro Pro Gly Lys Gly Leu Glu
        35                  40                  45

Trp Ile Gly Ser Ile Asp Tyr Thr Gly Ser Thr Tyr Tyr Asn Pro Ser
    50                  55                  60

Leu Lys Ser Arg Val Thr Ile Ser Val Asp Thr Ser Lys Asn Gln Phe
65                  70                  75                  80

Ser Leu Lys Leu Ser Ser Val Thr Ala Ala Asp Thr Ala Val Tyr Tyr
                85                  90                  95
```

```
Cys Ala Thr Gly Lys Tyr Tyr Glu Thr Tyr Leu Gly Phe Asp Val Trp
            100                 105                 110

Gly Gln Gly Thr Leu Val Thr Val Ser Ser Ala Ser Thr Lys Gly Pro
        115                 120                 125

Ser Val Phe Pro Leu Ala Pro Ser Ser Lys Ser Thr Ser Gly Gly Thr
    130                 135                 140

Ala Ala Leu Gly Cys Leu Val Lys Asp Tyr Phe Pro Glu Pro Val Thr
145                 150                 155                 160

Val Ser Trp Asn Ser Gly Ala Leu Thr Ser Gly Val His Thr Phe Pro
                165                 170                 175

Ala Val Leu Gln Ser Ser Gly Leu Tyr Ser Leu Ser Ser Val Val Thr
            180                 185                 190

Val Pro Ser Ser Ser Leu Gly Thr Gln Thr Tyr Ile Cys Asn Val Asn
        195                 200                 205

His Lys Pro Ser Asn Thr Lys Val Asp Lys Lys Val Glu Pro Lys Ser
    210                 215                 220

Cys Asp Lys Thr His Thr Cys Pro Pro Cys Pro Ala Pro Glu Leu Leu
225                 230                 235                 240

Gly Gly Pro Ser Val Phe Leu Phe Pro Pro Lys Pro Lys Asp Thr Leu
                245                 250                 255

Met Ile Ser Arg Thr Pro Glu Val Thr Cys Val Val Val Asp Val Ser
            260                 265                 270

His Glu Asp Pro Glu Val Lys Phe Asn Trp Tyr Val Asp Gly Val Glu
        275                 280                 285

Val His Asn Ala Lys Thr Lys Pro Arg Glu Glu Gln Tyr Gly Ser Thr
    290                 295                 300

Tyr Arg Val Val Ser Val Leu Thr Val Leu His Gln Asp Trp Leu Asn
305                 310                 315                 320

Gly Lys Glu Tyr Lys Cys Lys Val Ser Asn Lys Ala Leu Pro Ala Pro
                325                 330                 335

Ile Glu Lys Thr Ile Ser Lys Ala Lys Gly Gln Pro Arg Glu Pro Gln
            340                 345                 350

Val Tyr Thr Leu Pro Pro Ser Arg Asp Glu Leu Thr Lys Asn Gln Val
```

```
        355                 360                 365

Ser Leu Trp Cys Leu Val Lys Gly Phe Tyr Pro Ser Asp Ile Ala Val
    370                 375                 380

Glu Trp Glu Ser Asn Gly Gln Pro Glu Asn Asn Tyr Lys Thr Thr Pro
385                 390                 395                 400

Pro Val Leu Asp Ser Asp Gly Ser Phe Phe Leu Tyr Ser Lys Leu Thr
                405                 410                 415

Val Asp Lys Ser Arg Trp Gln Gln Gly Asn Val Phe Ser Cys Ser Val
            420                 425                 430

Met His Glu Ala Leu His Asn His Tyr Thr Gln Lys Ser Leu Ser Leu
        435                 440                 445

Ser Pro Gly Lys
    450
```

<210> 585
<211> 451
<212> PRT
<213> artificial

<220>
<223> Synthetic polypeptide

<400> 585

```
Glu Leu Gln Leu Gln Glu Ser Gly Pro Gly Leu Val Lys Pro Ser Glu
1               5                   10                  15

Thr Leu Ser Leu Thr Cys Thr Val Ser Gly Gly Ser Ile Thr Ala Ser
            20                  25                  30

Asn Thr Tyr Trp Gly Trp Ile Arg Gln Pro Pro Gly Lys Gly Leu Glu
        35                  40                  45

Trp Ile Gly Ser Ile Asp Tyr Thr Gly Ser Thr Tyr Tyr Asn Pro Ser
    50                  55                  60

Leu Lys Ser Arg Val Thr Ile Ser Val Asp Thr Ser Lys Asn Gln Phe
65                  70                  75                  80

Ser Leu Lys Leu Ser Ser Val Thr Ala Ala Asp Thr Ala Val Tyr Tyr
                85                  90                  95

Cys Ala Thr Gly Lys Tyr Tyr Glu Thr Tyr Leu Gly Phe Asp Val Trp
            100                 105                 110
```

```
Gly Gln Gly Thr Leu Val Thr Val Ser Ser Ala Ser Thr Lys Gly Pro
        115                 120                 125

Ser Val Phe Pro Leu Ala Pro Ser Ser Lys Ser Thr Ser Gly Gly Thr
    130                 135                 140

Ala Ala Leu Gly Cys Leu Val Lys Asp Tyr Phe Pro Glu Pro Val Thr
145                 150                 155                 160

Val Ser Trp Asn Ser Gly Ala Leu Thr Ser Gly Val His Thr Phe Pro
                165                 170                 175

Ala Val Leu Gln Ser Ser Gly Leu Tyr Ser Leu Ser Ser Val Val Thr
            180                 185                 190

Val Pro Ser Ser Ser Leu Gly Thr Gln Thr Tyr Ile Cys Asn Val Asn
        195                 200                 205

His Lys Pro Ser Asn Thr Lys Val Asp Lys Lys Val Glu Pro Lys Ser
    210                 215                 220

Cys Asp Lys Thr His Thr Cys Pro Pro Cys Pro Ala Pro Glu Leu Leu
225                 230                 235                 240

Gly Gly Pro Ser Val Phe Leu Phe Pro Pro Lys Pro Lys Asp Thr Leu
                245                 250                 255

Tyr Ile Thr Arg Glu Pro Glu Val Thr Cys Val Val Val Asp Val Ser
            260                 265                 270

His Glu Asp Pro Glu Val Lys Phe Asn Trp Tyr Val Asp Gly Val Glu
        275                 280                 285

Val His Asn Ala Lys Thr Lys Pro Arg Glu Glu Gln Tyr Gly Ser Thr
    290                 295                 300

Tyr Arg Val Val Ser Val Leu Thr Val Leu His Gln Asp Trp Leu Asn
305                 310                 315                 320

Gly Lys Glu Tyr Lys Cys Lys Val Ser Asn Lys Ala Leu Pro Ala Pro
                325                 330                 335

Ile Glu Lys Thr Ile Ser Lys Ala Lys Gly Gln Pro Arg Glu Pro Gln
            340                 345                 350

Val Tyr Thr Leu Pro Pro Ser Arg Asp Glu Leu Thr Lys Asn Gln Val
        355                 360                 365

Ser Leu Trp Cys Leu Val Lys Gly Phe Tyr Pro Ser Asp Ile Ala Val
```

```
    370                 375                 380

Glu Trp Glu Ser Asn Gly Gln Pro Glu Asn Asn Tyr Lys Thr Thr Pro
385                 390                 395                 400

Pro Val Leu Asp Ser Asp Gly Ser Phe Phe Leu Tyr Ser Lys Leu Thr
                405                 410                 415

Val Asp Lys Ser Arg Trp Gln Gln Gly Asn Val Phe Ser Cys Ser Val
            420                 425                 430

Met His Glu Ala Leu His Asn His Tyr Thr Gln Lys Ser Leu Ser Leu
        435                 440                 445

Ser Pro Gly
    450
```

<210> 586
<211> 452
<212> PRT
<213> artificial

<220>
<223> Synthetic polypeptide

<400> 586

```
Glu Leu Gln Leu Gln Glu Ser Gly Pro Gly Leu Val Lys Pro Ser Glu
1               5                   10                  15

Thr Leu Ser Leu Thr Cys Thr Val Ser Gly Gly Ser Ile Thr Ala Ser
            20                  25                  30

Asn Thr Tyr Trp Gly Trp Ile Arg Gln Pro Pro Gly Lys Gly Leu Glu
        35                  40                  45

Trp Ile Gly Ser Ile Asp Tyr Thr Gly Ser Thr Tyr Tyr Asn Pro Ser
    50                  55                  60

Leu Lys Ser Arg Val Thr Ile Ser Val Asp Thr Ser Lys Asn Gln Phe
65                  70                  75                  80

Ser Leu Lys Leu Ser Ser Val Thr Ala Ala Asp Thr Ala Val Tyr Tyr
                85                  90                  95

Cys Ala Thr Gly Lys Tyr Tyr Glu Thr Tyr Leu Gly Phe Asp Val Trp
            100                 105                 110

Gly Gln Gly Thr Leu Val Thr Val Ser Ser Ala Ser Thr Lys Gly Pro
        115                 120                 125
```

```
Ser Val Phe Pro Leu Ala Pro Ser Ser Lys Ser Thr Ser Gly Gly Thr
    130                 135                 140

Ala Ala Leu Gly Cys Leu Val Lys Asp Tyr Phe Pro Glu Pro Val Thr
145                 150                 155                 160

Val Ser Trp Asn Ser Gly Ala Leu Thr Ser Gly Val His Thr Phe Pro
                165                 170                 175

Ala Val Leu Gln Ser Ser Gly Leu Tyr Ser Leu Ser Ser Val Val Thr
            180                 185                 190

Val Pro Ser Ser Ser Leu Gly Thr Gln Thr Tyr Ile Cys Asn Val Asn
        195                 200                 205

His Lys Pro Ser Asn Thr Lys Val Asp Lys Lys Val Glu Pro Lys Ser
    210                 215                 220

Cys Asp Lys Thr His Thr Cys Pro Pro Cys Pro Ala Pro Glu Leu Leu
225                 230                 235                 240

Gly Gly Pro Ser Val Phe Leu Phe Pro Pro Lys Pro Lys Asp Thr Leu
                245                 250                 255

Tyr Ile Thr Arg Glu Pro Glu Val Thr Cys Val Val Val Asp Val Ser
            260                 265                 270

His Glu Asp Pro Glu Val Lys Phe Asn Trp Tyr Val Asp Gly Val Glu
        275                 280                 285

Val His Asn Ala Lys Thr Lys Pro Arg Glu Glu Gln Tyr Gly Ser Thr
    290                 295                 300

Tyr Arg Val Val Ser Val Leu Thr Val Leu His Gln Asp Trp Leu Asn
305                 310                 315                 320

Gly Lys Glu Tyr Lys Cys Lys Val Ser Asn Lys Ala Leu Pro Ala Pro
                325                 330                 335

Ile Glu Lys Thr Ile Ser Lys Ala Lys Gly Gln Pro Arg Glu Pro Gln
            340                 345                 350

Val Tyr Thr Leu Pro Pro Ser Arg Asp Glu Leu Thr Lys Asn Gln Val
        355                 360                 365

Ser Leu Trp Cys Leu Val Lys Gly Phe Tyr Pro Ser Asp Ile Ala Val
    370                 375                 380

Glu Trp Glu Ser Asn Gly Gln Pro Glu Asn Asn Tyr Lys Thr Thr Pro
```

385 390 395 400

Pro Val Leu Asp Ser Asp Gly Ser Phe Phe Leu Tyr Ser Lys Leu Thr
405 410 415

Val Asp Lys Ser Arg Trp Gln Gln Gly Asn Val Phe Ser Cys Ser Val
420 425 430

Met His Glu Ala Leu His Asn His Tyr Thr Gln Lys Ser Leu Ser Leu
435 440 445

Ser Pro Gly Lys
450

<210> 587
<211> 452
<212> PRT
<213> artificial

<220>
<223> Synthetic polypeptide

<400> 587

Glu Leu Gln Leu Gln Glu Ser Gly Pro Gly Leu Val Lys Pro Ser Glu
1 5 10 15

Thr Leu Ser Leu Thr Cys Thr Val Ser Gly Gly Ser Ile Thr Ala Ser
20 25 30

Asn Thr Tyr Trp Gly Trp Ile Arg Gln Pro Pro Gly Lys Gly Leu Glu
35 40 45

Trp Ile Gly Ser Ile Asp Tyr Thr Gly Ser Thr Tyr Tyr Asn Pro Ser
50 55 60

Leu Lys Ser Arg Val Thr Ile Ser Val Asp Thr Ser Lys Asn Gln Phe
65 70 75 80

Ser Leu Lys Leu Ser Ser Val Thr Ala Ala Asp Thr Ala Val Tyr Tyr
85 90 95

Cys Ala Thr Gly Lys Tyr Tyr Glu Thr Tyr Leu Gly Phe Asp Val Trp
100 105 110

Gly Gln Gly Thr Leu Val Thr Val Ser Ser Ala Ser Thr Lys Gly Pro
115 120 125

Ser Val Phe Pro Leu Ala Pro Ser Ser Lys Ser Thr Ser Gly Gly Thr
130 135 140

```
Ala Ala Leu Gly Cys Leu Val Lys Asp Tyr Phe Pro Glu Pro Val Thr
145                 150                 155                 160


Val Ser Trp Asn Ser Gly Ala Leu Thr Ser Gly Val His Thr Phe Pro
                165                 170                 175


Ala Val Leu Gln Ser Ser Gly Leu Tyr Ser Leu Ser Ser Val Val Thr
            180                 185                 190


Val Pro Ser Ser Ser Leu Gly Thr Gln Thr Tyr Ile Cys Asn Val Asn
        195                 200                 205


His Lys Pro Ser Asn Thr Lys Val Asp Lys Lys Val Glu Pro Lys Ser
    210                 215                 220


Cys Asp Lys Thr His Thr Cys Pro Pro Cys Pro Ala Pro Glu Leu Leu
225                 230                 235                 240


Gly Gly Pro Ser Val Phe Leu Phe Pro Pro Lys Pro Lys Asp Thr Leu
                245                 250                 255


Met Ile Ser Arg Thr Pro Glu Val Thr Cys Val Val Val Asp Val Ser
            260                 265                 270


His Glu Asp Pro Glu Val Lys Phe Asn Trp Tyr Val Asp Gly Val Glu
        275                 280                 285


Val His Asn Ala Lys Thr Lys Pro Arg Glu Glu Gln Tyr Gly Ser Thr
    290                 295                 300


Tyr Arg Val Val Ser Val Leu Thr Val Leu His Gln Asp Trp Leu Asn
305                 310                 315                 320


Gly Lys Glu Tyr Lys Cys Lys Val Ser Asn Lys Ala Leu Pro Ala Pro
                325                 330                 335


Ile Glu Lys Thr Ile Ser Lys Ala Lys Gly Gln Pro Arg Glu Pro Gln
            340                 345                 350


Val Tyr Thr Leu Pro Pro Ser Arg Asp Glu Leu Thr Lys Asn Gln Val
        355                 360                 365


Ser Leu Ser Cys Ala Val Lys Gly Phe Tyr Pro Ser Asp Ile Ala Val
    370                 375                 380


Glu Trp Glu Ser Asn Gly Gln Pro Glu Asn Asn Tyr Lys Thr Thr Pro
385                 390                 395                 400


Pro Val Leu Asp Ser Asp Gly Ser Phe Phe Leu Val Ser Lys Leu Thr
```

405 410 415

Val Asp Lys Ser Arg Trp Gln Gln Gly Asn Val Phe Ser Cys Ser Val
420 425 430

Met His Glu Ala Leu His Asn His Tyr Thr Gln Lys Ser Leu Ser Leu
435 440 445

Ser Pro Gly Lys
450

<210> 588
<211> 451
<212> PRT
<213> artificial

<220>
<223> Synthetic polypeptide

<400> 588

Glu Leu Gln Leu Gln Glu Ser Gly Pro Gly Leu Val Lys Pro Ser Glu
1 5 10 15

Thr Leu Ser Leu Thr Cys Thr Val Ser Gly Gly Ser Ile Thr Ala Ser
20 25 30

Asn Thr Tyr Trp Gly Trp Ile Arg Gln Pro Pro Gly Lys Gly Leu Glu
35 40 45

Trp Ile Gly Ser Ile Asp Tyr Thr Gly Ser Thr Tyr Tyr Asn Pro Ser
50 55 60

Leu Lys Ser Arg Val Thr Ile Ser Val Asp Thr Ser Lys Asn Gln Phe
65 70 75 80

Ser Leu Lys Leu Ser Ser Val Thr Ala Ala Asp Thr Ala Val Tyr Tyr
85 90 95

Cys Ala Thr Gly Lys Tyr Tyr Glu Thr Tyr Leu Gly Phe Asp Val Trp
100 105 110

Gly Gln Gly Thr Leu Val Thr Val Ser Ser Ala Ser Thr Lys Gly Pro
115 120 125

Ser Val Phe Pro Leu Ala Pro Ser Ser Lys Ser Thr Ser Gly Gly Thr
130 135 140

Ala Ala Leu Gly Cys Leu Val Lys Asp Tyr Phe Pro Glu Pro Val Thr
145 150 155 160

```
Val Ser Trp Asn Ser Gly Ala Leu Thr Ser Gly Val His Thr Phe Pro
                165                 170                 175

Ala Val Leu Gln Ser Ser Gly Leu Tyr Ser Leu Ser Ser Val Val Thr
            180                 185                 190

Val Pro Ser Ser Ser Leu Gly Thr Gln Thr Tyr Ile Cys Asn Val Asn
        195                 200                 205

His Lys Pro Ser Asn Thr Lys Val Asp Lys Lys Val Glu Pro Lys Ser
    210                 215                 220

Cys Asp Lys Thr His Thr Cys Pro Pro Cys Pro Ala Pro Glu Leu Leu
225                 230                 235                 240

Gly Gly Pro Ser Val Phe Leu Phe Pro Pro Lys Pro Lys Asp Thr Leu
                245                 250                 255

Tyr Ile Thr Arg Glu Pro Glu Val Thr Cys Val Val Val Asp Val Ser
            260                 265                 270

His Glu Asp Pro Glu Val Lys Phe Asn Trp Tyr Val Asp Gly Val Glu
        275                 280                 285

Val His Asn Ala Lys Thr Lys Pro Arg Glu Glu Gln Tyr Gly Ser Thr
    290                 295                 300

Tyr Arg Val Val Ser Val Leu Thr Val Leu His Gln Asp Trp Leu Asn
305                 310                 315                 320

Gly Lys Glu Tyr Lys Cys Lys Val Ser Asn Lys Ala Leu Pro Ala Pro
                325                 330                 335

Ile Glu Lys Thr Ile Ser Lys Ala Lys Gly Gln Pro Arg Glu Pro Gln
            340                 345                 350

Val Tyr Thr Leu Pro Pro Ser Arg Asp Glu Leu Thr Lys Asn Gln Val
        355                 360                 365

Ser Leu Ser Cys Ala Val Lys Gly Phe Tyr Pro Ser Asp Ile Ala Val
    370                 375                 380

Glu Trp Glu Ser Asn Gly Gln Pro Glu Asn Asn Tyr Lys Thr Thr Pro
385                 390                 395                 400

Pro Val Leu Asp Ser Asp Gly Ser Phe Phe Leu Val Ser Lys Leu Thr
                405                 410                 415

Val Asp Lys Ser Arg Trp Gln Gln Gly Asn Val Phe Ser Cys Ser Val
```

420 425 430

Met His Glu Ala Leu His Asn His Tyr Thr Gln Lys Ser Leu Ser Leu
435 440 445

Ser Pro Gly
450

<210> 589
<211> 452
<212> PRT
<213> artificial

<220>
<223> Synthetic polypeptide

<400> 589

Glu Leu Gln Leu Gln Glu Ser Gly Pro Gly Leu Val Lys Pro Ser Glu
1 5 10 15

Thr Leu Ser Leu Thr Cys Thr Val Ser Gly Gly Ser Ile Thr Ala Ser
20 25 30

Asn Thr Tyr Trp Gly Trp Ile Arg Gln Pro Pro Gly Lys Gly Leu Glu
35 40 45

Trp Ile Gly Ser Ile Asp Tyr Thr Gly Ser Thr Tyr Tyr Asn Pro Ser
50 55 60

Leu Lys Ser Arg Val Thr Ile Ser Val Asp Thr Ser Lys Asn Gln Phe
65 70 75 80

Ser Leu Lys Leu Ser Ser Val Thr Ala Ala Asp Thr Ala Val Tyr Tyr
85 90 95

Cys Ala Thr Gly Lys Tyr Tyr Glu Thr Tyr Leu Gly Phe Asp Val Trp
100 105 110

Gly Gln Gly Thr Leu Val Thr Val Ser Ser Ala Ser Thr Lys Gly Pro
115 120 125

Ser Val Phe Pro Leu Ala Pro Ser Ser Lys Ser Thr Ser Gly Gly Thr
130 135 140

Ala Ala Leu Gly Cys Leu Val Lys Asp Tyr Phe Pro Glu Pro Val Thr
145 150 155 160

Val Ser Trp Asn Ser Gly Ala Leu Thr Ser Gly Val His Thr Phe Pro
165 170 175

```
Ala Val Leu Gln Ser Ser Gly Leu Tyr Ser Leu Ser Ser Val Val Thr
            180                 185                 190

Val Pro Ser Ser Ser Leu Gly Thr Gln Thr Tyr Ile Cys Asn Val Asn
        195                 200                 205

His Lys Pro Ser Asn Thr Lys Val Asp Lys Lys Val Glu Pro Lys Ser
    210                 215                 220

Cys Asp Lys Thr His Thr Cys Pro Pro Cys Pro Ala Pro Glu Leu Leu
225                 230                 235                 240

Gly Gly Pro Ser Val Phe Leu Phe Pro Pro Lys Pro Lys Asp Thr Leu
                245                 250                 255

Tyr Ile Thr Arg Glu Pro Glu Val Thr Cys Val Val Val Asp Val Ser
            260                 265                 270

His Glu Asp Pro Glu Val Lys Phe Asn Trp Tyr Val Asp Gly Val Glu
        275                 280                 285

Val His Asn Ala Lys Thr Lys Pro Arg Glu Glu Gln Tyr Gly Ser Thr
    290                 295                 300

Tyr Arg Val Val Ser Val Leu Thr Val Leu His Gln Asp Trp Leu Asn
305                 310                 315                 320

Gly Lys Glu Tyr Lys Cys Lys Val Ser Asn Lys Ala Leu Pro Ala Pro
                325                 330                 335

Ile Glu Lys Thr Ile Ser Lys Ala Lys Gly Gln Pro Arg Glu Pro Gln
            340                 345                 350

Val Tyr Thr Leu Pro Pro Ser Arg Asp Glu Leu Thr Lys Asn Gln Val
        355                 360                 365

Ser Leu Ser Cys Ala Val Lys Gly Phe Tyr Pro Ser Asp Ile Ala Val
    370                 375                 380

Glu Trp Glu Ser Asn Gly Gln Pro Glu Asn Asn Tyr Lys Thr Thr Pro
385                 390                 395                 400

Pro Val Leu Asp Ser Asp Gly Ser Phe Phe Leu Val Ser Lys Leu Thr
                405                 410                 415

Val Asp Lys Ser Arg Trp Gln Gln Gly Asn Val Phe Ser Cys Ser Val
            420                 425                 430

Met His Glu Ala Leu His Asn His Tyr Thr Gln Lys Ser Leu Ser Leu
```

435 440 445

Ser Pro Gly Lys
450

<210> 590
<211> 452
<212> PRT
<213> artificial

<220>
<223> Synthetic polypeptide

<400> 590

Glu Leu Gln Leu Gln Glu Ser Gly Pro Gly Leu Val Lys Pro Ser Glu
1 5 10 15

Thr Leu Ser Leu Thr Cys Thr Val Ser Gly Gly Ser Ile Thr Ala Ser
20 25 30

Asn Tyr Tyr Trp Gly Trp Ile Arg Gln Pro Pro Gly Lys Gly Leu Glu
35 40 45

Trp Ile Gly Ser Ile Asp Tyr Thr Gly Ser Thr Tyr Tyr Asn Pro Ser
50 55 60

Leu Lys Ser Arg Val Thr Ile Ser Val Asp Thr Ser Lys Asn Gln Phe
65 70 75 80

Ser Leu Lys Leu Ser Ser Val Thr Ala Ala Asp Thr Ala Val Tyr Tyr
85 90 95

Cys Ala Ser Gly Lys Tyr Tyr Glu Thr Tyr Leu Gly Phe Asp Val Trp
100 105 110

Gly Gln Gly Thr Leu Val Thr Val Ser Ser Ala Ser Thr Lys Gly Pro
115 120 125

Ser Val Phe Pro Leu Ala Pro Ser Ser Lys Ser Thr Ser Gly Gly Thr
130 135 140

Ala Ala Leu Gly Cys Leu Val Lys Asp Tyr Phe Pro Glu Pro Val Thr
145 150 155 160

Val Ser Trp Asn Ser Gly Ala Leu Thr Ser Gly Val His Thr Phe Pro
165 170 175

Ala Val Leu Gln Ser Ser Gly Leu Tyr Ser Leu Ser Ser Val Val Thr
180 185 190

```
Val Pro Ser Ser Ser Leu Gly Thr Gln Thr Tyr Ile Cys Asn Val Asn
        195                 200                 205

His Lys Pro Ser Asn Thr Lys Val Asp Lys Lys Val Glu Pro Lys Ser
    210                 215                 220

Cys Asp Lys Thr His Thr Cys Pro Pro Cys Pro Ala Pro Glu Leu Leu
225                 230                 235                 240

Gly Gly Pro Ser Val Phe Leu Phe Pro Pro Lys Pro Lys Asp Thr Leu
                245                 250                 255

Met Ile Ser Arg Thr Pro Glu Val Thr Cys Val Val Val Asp Val Ser
            260                 265                 270

His Glu Asp Pro Glu Val Lys Phe Asn Trp Tyr Val Asp Gly Val Glu
        275                 280                 285

Val His Asn Ala Lys Thr Lys Pro Arg Glu Glu Gln Tyr Gly Ser Thr
    290                 295                 300

Tyr Arg Val Val Ser Val Leu Thr Val Leu His Gln Asp Trp Leu Asn
305                 310                 315                 320

Gly Lys Glu Tyr Lys Cys Lys Val Ser Asn Lys Ala Leu Pro Ala Pro
                325                 330                 335

Ile Glu Lys Thr Ile Ser Lys Ala Lys Gly Gln Pro Arg Glu Pro Gln
            340                 345                 350

Val Tyr Thr Leu Pro Pro Ser Arg Asp Glu Leu Thr Lys Asn Gln Val
        355                 360                 365

Ser Leu Thr Cys Leu Val Lys Gly Phe Tyr Pro Ser Asp Ile Ala Val
    370                 375                 380

Glu Trp Glu Ser Asn Gly Gln Pro Glu Asn Asn Tyr Lys Thr Thr Pro
385                 390                 395                 400

Pro Val Leu Asp Ser Asp Gly Ser Phe Phe Leu Tyr Ser Lys Leu Thr
                405                 410                 415

Val Asp Lys Ser Arg Trp Gln Gln Gly Asn Val Phe Ser Cys Ser Val
            420                 425                 430

Met His Glu Ala Leu His Asn His Tyr Thr Gln Lys Ser Leu Ser Leu
        435                 440                 445

Ser Pro Gly Lys
```

450

<210> 591
<211> 451
<212> PRT
<213> artificial

<220>
<223> Synthetic polypeptide

<400> 591

Glu Leu Gln Leu Gln Glu Ser Gly Pro Gly Leu Val Lys Pro Ser Glu
1 5 10 15

Thr Leu Ser Leu Thr Cys Thr Val Ser Gly Gly Ser Ile Thr Ala Ser
20 25 30

Asn Tyr Tyr Trp Gly Trp Ile Arg Gln Pro Pro Gly Lys Gly Leu Glu
35 40 45

Trp Ile Gly Ser Ile Asp Tyr Thr Gly Ser Thr Tyr Tyr Asn Pro Ser
50 55 60

Leu Lys Ser Arg Val Thr Ile Ser Val Asp Thr Ser Lys Asn Gln Phe
65 70 75 80

Ser Leu Lys Leu Ser Ser Val Thr Ala Ala Asp Thr Ala Val Tyr Tyr
85 90 95

Cys Ala Ser Gly Lys Tyr Tyr Glu Thr Tyr Leu Gly Phe Asp Val Trp
100 105 110

Gly Gln Gly Thr Leu Val Thr Val Ser Ser Ala Ser Thr Lys Gly Pro
115 120 125

Ser Val Phe Pro Leu Ala Pro Ser Ser Lys Ser Thr Ser Gly Gly Thr
130 135 140

Ala Ala Leu Gly Cys Leu Val Lys Asp Tyr Phe Pro Glu Pro Val Thr
145 150 155 160

Val Ser Trp Asn Ser Gly Ala Leu Thr Ser Gly Val His Thr Phe Pro
165 170 175

Ala Val Leu Gln Ser Ser Gly Leu Tyr Ser Leu Ser Ser Val Val Thr
180 185 190

Val Pro Ser Ser Ser Leu Gly Thr Gln Thr Tyr Ile Cys Asn Val Asn
195 200 205

```
His Lys Pro Ser Asn Thr Lys Val Asp Lys Lys Val Glu Pro Lys Ser
    210                 215                 220

Cys Asp Lys Thr His Thr Cys Pro Pro Cys Pro Ala Pro Glu Leu Leu
225                 230                 235                 240

Gly Gly Pro Ser Val Phe Leu Phe Pro Pro Lys Pro Lys Asp Thr Leu
                245                 250                 255

Tyr Ile Thr Arg Glu Pro Glu Val Thr Cys Val Val Val Asp Val Ser
            260                 265                 270

His Glu Asp Pro Glu Val Lys Phe Asn Trp Tyr Val Asp Gly Val Glu
        275                 280                 285

Val His Asn Ala Lys Thr Lys Pro Arg Glu Glu Gln Tyr Gly Ser Thr
    290                 295                 300

Tyr Arg Val Val Ser Val Leu Thr Val Leu His Gln Asp Trp Leu Asn
305                 310                 315                 320

Gly Lys Glu Tyr Lys Cys Lys Val Ser Asn Lys Ala Leu Pro Ala Pro
                325                 330                 335

Ile Glu Lys Thr Ile Ser Lys Ala Lys Gly Gln Pro Arg Glu Pro Gln
            340                 345                 350

Val Tyr Thr Leu Pro Pro Ser Arg Asp Glu Leu Thr Lys Asn Gln Val
        355                 360                 365

Ser Leu Thr Cys Leu Val Lys Gly Phe Tyr Pro Ser Asp Ile Ala Val
    370                 375                 380

Glu Trp Glu Ser Asn Gly Gln Pro Glu Asn Asn Tyr Lys Thr Thr Pro
385                 390                 395                 400

Pro Val Leu Asp Ser Asp Gly Ser Phe Phe Leu Tyr Ser Lys Leu Thr
                405                 410                 415

Val Asp Lys Ser Arg Trp Gln Gln Gly Asn Val Phe Ser Cys Ser Val
            420                 425                 430

Met His Glu Ala Leu His Asn His Tyr Thr Gln Lys Ser Leu Ser Leu
        435                 440                 445

Ser Pro Gly
    450
```

<210> 592

<211> 452
<212> PRT
<213> artificial

<220>
<223> Synthetic polypeptide

<400> 592

```
Glu Leu Gln Leu Gln Glu Ser Gly Pro Gly Leu Val Lys Pro Ser Glu
1               5                  10                  15


Thr Leu Ser Leu Thr Cys Thr Val Ser Gly Gly Ser Ile Thr Ala Ser
            20                  25                  30


Asn Tyr Tyr Trp Gly Trp Ile Arg Gln Pro Pro Gly Lys Gly Leu Glu
        35                  40                  45


Trp Ile Gly Ser Ile Asp Tyr Thr Gly Ser Thr Tyr Tyr Asn Pro Ser
    50                  55                  60


Leu Lys Ser Arg Val Thr Ile Ser Val Asp Thr Ser Lys Asn Gln Phe
65                  70                  75                  80


Ser Leu Lys Leu Ser Ser Val Thr Ala Ala Asp Thr Ala Val Tyr Tyr
                85                  90                  95


Cys Ala Ser Gly Lys Tyr Tyr Glu Thr Tyr Leu Gly Phe Asp Val Trp
            100                 105                 110


Gly Gln Gly Thr Leu Val Thr Val Ser Ser Ala Ser Thr Lys Gly Pro
        115                 120                 125


Ser Val Phe Pro Leu Ala Pro Ser Ser Lys Ser Thr Ser Gly Gly Thr
    130                 135                 140


Ala Ala Leu Gly Cys Leu Val Lys Asp Tyr Phe Pro Glu Pro Val Thr
145                 150                 155                 160


Val Ser Trp Asn Ser Gly Ala Leu Thr Ser Gly Val His Thr Phe Pro
                165                 170                 175


Ala Val Leu Gln Ser Ser Gly Leu Tyr Ser Leu Ser Ser Val Val Thr
            180                 185                 190


Val Pro Ser Ser Ser Leu Gly Thr Gln Thr Tyr Ile Cys Asn Val Asn
        195                 200                 205


His Lys Pro Ser Asn Thr Lys Val Asp Lys Lys Val Glu Pro Lys Ser
    210                 215                 220
```

```
Cys Asp Lys Thr His Thr Cys Pro Pro Cys Pro Ala Pro Glu Leu Leu
225                 230                 235                 240


Gly Gly Pro Ser Val Phe Leu Phe Pro Pro Lys Pro Lys Asp Thr Leu
                245                 250                 255


Tyr Ile Thr Arg Glu Pro Glu Val Thr Cys Val Val Val Asp Val Ser
            260                 265                 270


His Glu Asp Pro Glu Val Lys Phe Asn Trp Tyr Val Asp Gly Val Glu
        275                 280                 285


Val His Asn Ala Lys Thr Lys Pro Arg Glu Glu Gln Tyr Gly Ser Thr
    290                 295                 300


Tyr Arg Val Val Ser Val Leu Thr Val Leu His Gln Asp Trp Leu Asn
305                 310                 315                 320


Gly Lys Glu Tyr Lys Cys Lys Val Ser Asn Lys Ala Leu Pro Ala Pro
                325                 330                 335


Ile Glu Lys Thr Ile Ser Lys Ala Lys Gly Gln Pro Arg Glu Pro Gln
            340                 345                 350


Val Tyr Thr Leu Pro Pro Ser Arg Asp Glu Leu Thr Lys Asn Gln Val
        355                 360                 365


Ser Leu Thr Cys Leu Val Lys Gly Phe Tyr Pro Ser Asp Ile Ala Val
    370                 375                 380


Glu Trp Glu Ser Asn Gly Gln Pro Glu Asn Asn Tyr Lys Thr Thr Pro
385                 390                 395                 400


Pro Val Leu Asp Ser Asp Gly Ser Phe Phe Leu Tyr Ser Lys Leu Thr
                405                 410                 415


Val Asp Lys Ser Arg Trp Gln Gln Gly Asn Val Phe Ser Cys Ser Val
            420                 425                 430


Met His Glu Ala Leu His Asn His Tyr Thr Gln Lys Ser Leu Ser Leu
        435                 440                 445


Ser Pro Gly Lys
    450
```

<210> 593
<211> 452
<212> PRT
<213> artificial

<220>
<223> Synthetic polypeptide

<400> 593

```
Glu Leu Gln Leu Gln Glu Ser Gly Pro Gly Leu Val Lys Pro Ser Glu
1               5                  10                  15


Thr Leu Ser Leu Thr Cys Thr Val Ser Gly Gly Ser Ile Thr Ala Ser
            20                  25                  30


Asn Tyr Tyr Trp Gly Trp Ile Arg Gln Pro Pro Gly Lys Gly Leu Glu
        35                  40                  45


Trp Ile Gly Ser Ile Asp Tyr Thr Gly Ser Thr Tyr Tyr Asn Pro Ser
    50                  55                  60


Leu Lys Ser Arg Val Thr Ile Ser Val Asp Thr Ser Lys Asn Gln Phe
65                  70                  75                  80


Ser Leu Lys Leu Ser Ser Val Thr Ala Ala Asp Thr Ala Val Tyr Tyr
                85                  90                  95


Cys Ala Ser Gly Lys Tyr Tyr Glu Thr Tyr Leu Gly Phe Asp Val Trp
            100                 105                 110


Gly Gln Gly Thr Leu Val Thr Val Ser Ser Ala Ser Thr Lys Gly Pro
        115                 120                 125


Ser Val Phe Pro Leu Ala Pro Ser Ser Lys Ser Thr Ser Gly Gly Thr
    130                 135                 140


Ala Ala Leu Gly Cys Leu Val Lys Asp Tyr Phe Pro Glu Pro Val Thr
145                 150                 155                 160


Val Ser Trp Asn Ser Gly Ala Leu Thr Ser Gly Val His Thr Phe Pro
                165                 170                 175


Ala Val Leu Gln Ser Ser Gly Leu Tyr Ser Leu Ser Ser Val Val Thr
            180                 185                 190


Val Pro Ser Ser Ser Leu Gly Thr Gln Thr Tyr Ile Cys Asn Val Asn
        195                 200                 205


His Lys Pro Ser Asn Thr Lys Val Asp Lys Lys Val Glu Pro Lys Ser
    210                 215                 220


Cys Asp Lys Thr His Thr Cys Pro Pro Cys Pro Ala Pro Glu Leu Leu
225                 230                 235                 240
```

```
Gly Gly Pro Ser Val Phe Leu Phe Pro Pro Lys Pro Lys Asp Thr Leu
                245                 250                 255

Met Ile Ser Arg Thr Pro Glu Val Thr Cys Val Val Val Asp Val Ser
            260                 265                 270

His Glu Asp Pro Glu Val Lys Phe Asn Trp Tyr Val Asp Gly Val Glu
        275                 280                 285

Val His Asn Ala Lys Thr Lys Pro Arg Glu Glu Gln Tyr Gly Ser Thr
    290                 295                 300

Tyr Arg Val Val Ser Val Leu Thr Val Leu His Gln Asp Trp Leu Asn
305                 310                 315                 320

Gly Lys Glu Tyr Lys Cys Lys Val Ser Asn Lys Ala Leu Pro Ala Pro
                325                 330                 335

Ile Glu Lys Thr Ile Ser Lys Ala Lys Gly Gln Pro Arg Glu Pro Gln
            340                 345                 350

Val Tyr Thr Leu Pro Pro Ser Arg Asp Glu Leu Thr Lys Asn Gln Val
        355                 360                 365

Ser Leu Trp Cys Leu Val Lys Gly Phe Tyr Pro Ser Asp Ile Ala Val
    370                 375                 380

Glu Trp Glu Ser Asn Gly Gln Pro Glu Asn Asn Tyr Lys Thr Thr Pro
385                 390                 395                 400

Pro Val Leu Asp Ser Asp Gly Ser Phe Phe Leu Tyr Ser Lys Leu Thr
                405                 410                 415

Val Asp Lys Ser Arg Trp Gln Gln Gly Asn Val Phe Ser Cys Ser Val
            420                 425                 430

Met His Glu Ala Leu His Asn His Tyr Thr Gln Lys Ser Leu Ser Leu
        435                 440                 445

Ser Pro Gly Lys
    450
```

<210> 594
<211> 451
<212> PRT
<213> artificial

<220>
<223> Synthetic polypeptide

<400> 594

```
Glu Leu Gln Leu Gln Glu Ser Gly Pro Gly Leu Val Lys Pro Ser Glu
1               5                   10                  15

Thr Leu Ser Leu Thr Cys Thr Val Ser Gly Gly Ser Ile Thr Ala Ser
            20                  25                  30

Asn Tyr Tyr Trp Gly Trp Ile Arg Gln Pro Pro Gly Lys Gly Leu Glu
        35                  40                  45

Trp Ile Gly Ser Ile Asp Tyr Thr Gly Ser Thr Tyr Tyr Asn Pro Ser
    50                  55                  60

Leu Lys Ser Arg Val Thr Ile Ser Val Asp Thr Ser Lys Asn Gln Phe
65                  70                  75                  80

Ser Leu Lys Leu Ser Ser Val Thr Ala Ala Asp Thr Ala Val Tyr Tyr
                85                  90                  95

Cys Ala Ser Gly Lys Tyr Tyr Glu Thr Tyr Leu Gly Phe Asp Val Trp
            100                 105                 110

Gly Gln Gly Thr Leu Val Thr Val Ser Ser Ala Ser Thr Lys Gly Pro
        115                 120                 125

Ser Val Phe Pro Leu Ala Pro Ser Ser Lys Ser Thr Ser Gly Gly Thr
    130                 135                 140

Ala Ala Leu Gly Cys Leu Val Lys Asp Tyr Phe Pro Glu Pro Val Thr
145                 150                 155                 160

Val Ser Trp Asn Ser Gly Ala Leu Thr Ser Gly Val His Thr Phe Pro
                165                 170                 175

Ala Val Leu Gln Ser Ser Gly Leu Tyr Ser Leu Ser Ser Val Val Thr
            180                 185                 190

Val Pro Ser Ser Ser Leu Gly Thr Gln Thr Tyr Ile Cys Asn Val Asn
        195                 200                 205

His Lys Pro Ser Asn Thr Lys Val Asp Lys Lys Val Glu Pro Lys Ser
    210                 215                 220

Cys Asp Lys Thr His Thr Cys Pro Pro Cys Pro Ala Pro Glu Leu Leu
225                 230                 235                 240

Gly Gly Pro Ser Val Phe Leu Phe Pro Pro Lys Pro Lys Asp Thr Leu
                245                 250                 255
```

```
Tyr Ile Thr Arg Glu Pro Glu Val Thr Cys Val Val Val Asp Val Ser
            260                 265                 270


His Glu Asp Pro Glu Val Lys Phe Asn Trp Tyr Val Asp Gly Val Glu
        275                 280                 285


Val His Asn Ala Lys Thr Lys Pro Arg Glu Glu Gln Tyr Gly Ser Thr
    290                 295                 300


Tyr Arg Val Val Ser Val Leu Thr Val Leu His Gln Asp Trp Leu Asn
305                 310                 315                 320


Gly Lys Glu Tyr Lys Cys Lys Val Ser Asn Lys Ala Leu Pro Ala Pro
                325                 330                 335


Ile Glu Lys Thr Ile Ser Lys Ala Lys Gly Gln Pro Arg Glu Pro Gln
            340                 345                 350


Val Tyr Thr Leu Pro Pro Ser Arg Asp Glu Leu Thr Lys Asn Gln Val
        355                 360                 365


Ser Leu Trp Cys Leu Val Lys Gly Phe Tyr Pro Ser Asp Ile Ala Val
    370                 375                 380


Glu Trp Glu Ser Asn Gly Gln Pro Glu Asn Asn Tyr Lys Thr Thr Pro
385                 390                 395                 400


Pro Val Leu Asp Ser Asp Gly Ser Phe Phe Leu Tyr Ser Lys Leu Thr
                405                 410                 415


Val Asp Lys Ser Arg Trp Gln Gln Gly Asn Val Phe Ser Cys Ser Val
            420                 425                 430


Met His Glu Ala Leu His Asn His Tyr Thr Gln Lys Ser Leu Ser Leu
        435                 440                 445


Ser Pro Gly
    450


<210>  595
<211>  452
<212>  PRT
<213>  artificial

<220>
<223>  Synthetic polypeptide

<400>  595

Glu Leu Gln Leu Gln Glu Ser Gly Pro Gly Leu Val Lys Pro Ser Glu
1               5                   10                  15
```

```
Thr Leu Ser Leu Thr Cys Thr Val Ser Gly Gly Ser Ile Thr Ala Ser
            20                  25                  30

Asn Tyr Tyr Trp Gly Trp Ile Arg Gln Pro Pro Gly Lys Gly Leu Glu
        35                  40                  45

Trp Ile Gly Ser Ile Asp Tyr Thr Gly Ser Thr Tyr Tyr Asn Pro Ser
    50                  55                  60

Leu Lys Ser Arg Val Thr Ile Ser Val Asp Thr Ser Lys Asn Gln Phe
65                  70                  75                  80

Ser Leu Lys Leu Ser Ser Val Thr Ala Ala Asp Thr Ala Val Tyr Tyr
                85                  90                  95

Cys Ala Ser Gly Lys Tyr Tyr Glu Thr Tyr Leu Gly Phe Asp Val Trp
            100                 105                 110

Gly Gln Gly Thr Leu Val Thr Val Ser Ser Ala Ser Thr Lys Gly Pro
        115                 120                 125

Ser Val Phe Pro Leu Ala Pro Ser Ser Lys Ser Thr Ser Gly Gly Thr
    130                 135                 140

Ala Ala Leu Gly Cys Leu Val Lys Asp Tyr Phe Pro Glu Pro Val Thr
145                 150                 155                 160

Val Ser Trp Asn Ser Gly Ala Leu Thr Ser Gly Val His Thr Phe Pro
                165                 170                 175

Ala Val Leu Gln Ser Ser Gly Leu Tyr Ser Leu Ser Ser Val Val Thr
            180                 185                 190

Val Pro Ser Ser Ser Leu Gly Thr Gln Thr Tyr Ile Cys Asn Val Asn
        195                 200                 205

His Lys Pro Ser Asn Thr Lys Val Asp Lys Lys Val Glu Pro Lys Ser
    210                 215                 220

Cys Asp Lys Thr His Thr Cys Pro Pro Cys Pro Ala Pro Glu Leu Leu
225                 230                 235                 240

Gly Gly Pro Ser Val Phe Leu Phe Pro Pro Lys Pro Lys Asp Thr Leu
                245                 250                 255

Tyr Ile Thr Arg Glu Pro Glu Val Thr Cys Val Val Val Asp Val Ser
            260                 265                 270
```

```
His Glu Asp Pro Glu Val Lys Phe Asn Trp Tyr Val Asp Gly Val Glu
        275                 280                 285

Val His Asn Ala Lys Thr Lys Pro Arg Glu Glu Gln Tyr Gly Ser Thr
    290                 295                 300

Tyr Arg Val Val Ser Val Leu Thr Val Leu His Gln Asp Trp Leu Asn
305                 310                 315                 320

Gly Lys Glu Tyr Lys Cys Lys Val Ser Asn Lys Ala Leu Pro Ala Pro
                325                 330                 335

Ile Glu Lys Thr Ile Ser Lys Ala Lys Gly Gln Pro Arg Glu Pro Gln
            340                 345                 350

Val Tyr Thr Leu Pro Pro Ser Arg Asp Glu Leu Thr Lys Asn Gln Val
        355                 360                 365

Ser Leu Trp Cys Leu Val Lys Gly Phe Tyr Pro Ser Asp Ile Ala Val
    370                 375                 380

Glu Trp Glu Ser Asn Gly Gln Pro Glu Asn Asn Tyr Lys Thr Thr Pro
385                 390                 395                 400

Pro Val Leu Asp Ser Asp Gly Ser Phe Phe Leu Tyr Ser Lys Leu Thr
                405                 410                 415

Val Asp Lys Ser Arg Trp Gln Gln Gly Asn Val Phe Ser Cys Ser Val
            420                 425                 430

Met His Glu Ala Leu His Asn His Tyr Thr Gln Lys Ser Leu Ser Leu
        435                 440                 445

Ser Pro Gly Lys
    450
```

<210> 596
<211> 452
<212> PRT
<213> artificial

<220>
<223> Synthetic polypeptide

<400> 596

```
Glu Leu Gln Leu Gln Glu Ser Gly Pro Gly Leu Val Lys Pro Ser Glu
1               5                   10                  15

Thr Leu Ser Leu Thr Cys Thr Val Ser Gly Gly Ser Ile Thr Ala Ser
            20                  25                  30
```

```
Asn Tyr Tyr Trp Gly Trp Ile Arg Gln Pro Pro Gly Lys Gly Leu Glu
        35                  40                  45

Trp Ile Gly Ser Ile Asp Tyr Thr Gly Ser Thr Tyr Tyr Asn Pro Ser
    50                  55                  60

Leu Lys Ser Arg Val Thr Ile Ser Val Asp Thr Ser Lys Asn Gln Phe
65                  70                  75                  80

Ser Leu Lys Leu Ser Ser Val Thr Ala Ala Asp Thr Ala Val Tyr Tyr
                85                  90                  95

Cys Ala Ser Gly Lys Tyr Tyr Glu Thr Tyr Leu Gly Phe Asp Val Trp
            100                 105                 110

Gly Gln Gly Thr Leu Val Thr Val Ser Ser Ala Ser Thr Lys Gly Pro
        115                 120                 125

Ser Val Phe Pro Leu Ala Pro Ser Ser Lys Ser Thr Ser Gly Gly Thr
    130                 135                 140

Ala Ala Leu Gly Cys Leu Val Lys Asp Tyr Phe Pro Glu Pro Val Thr
145                 150                 155                 160

Val Ser Trp Asn Ser Gly Ala Leu Thr Ser Gly Val His Thr Phe Pro
                165                 170                 175

Ala Val Leu Gln Ser Ser Gly Leu Tyr Ser Leu Ser Ser Val Val Thr
            180                 185                 190

Val Pro Ser Ser Ser Leu Gly Thr Gln Thr Tyr Ile Cys Asn Val Asn
        195                 200                 205

His Lys Pro Ser Asn Thr Lys Val Asp Lys Lys Val Glu Pro Lys Ser
    210                 215                 220

Cys Asp Lys Thr His Thr Cys Pro Pro Cys Pro Ala Pro Glu Leu Leu
225                 230                 235                 240

Gly Gly Pro Ser Val Phe Leu Phe Pro Pro Lys Pro Lys Asp Thr Leu
                245                 250                 255

Met Ile Ser Arg Thr Pro Glu Val Thr Cys Val Val Val Asp Val Ser
            260                 265                 270

His Glu Asp Pro Glu Val Lys Phe Asn Trp Tyr Val Asp Gly Val Glu
        275                 280                 285
```

```
Val His Asn Ala Lys Thr Lys Pro Arg Glu Glu Gln Tyr Gly Ser Thr
    290                 295                 300

Tyr Arg Val Val Ser Val Leu Thr Val Leu His Gln Asp Trp Leu Asn
305                 310                 315                 320

Gly Lys Glu Tyr Lys Cys Lys Val Ser Asn Lys Ala Leu Pro Ala Pro
                325                 330                 335

Ile Glu Lys Thr Ile Ser Lys Ala Lys Gly Gln Pro Arg Glu Pro Gln
            340                 345                 350

Val Tyr Thr Leu Pro Pro Ser Arg Asp Glu Leu Thr Lys Asn Gln Val
        355                 360                 365

Ser Leu Ser Cys Ala Val Lys Gly Phe Tyr Pro Ser Asp Ile Ala Val
    370                 375                 380

Glu Trp Glu Ser Asn Gly Gln Pro Glu Asn Asn Tyr Lys Thr Thr Pro
385                 390                 395                 400

Pro Val Leu Asp Ser Asp Gly Ser Phe Phe Leu Val Ser Lys Leu Thr
                405                 410                 415

Val Asp Lys Ser Arg Trp Gln Gln Gly Asn Val Phe Ser Cys Ser Val
            420                 425                 430

Met His Glu Ala Leu His Asn His Tyr Thr Gln Lys Ser Leu Ser Leu
        435                 440                 445

Ser Pro Gly Lys
    450
```

<210> 597
<211> 451
<212> PRT
<213> artificial

<220>
<223> Synthetic polypeptide

<400> 597

```
Glu Leu Gln Leu Gln Glu Ser Gly Pro Gly Leu Val Lys Pro Ser Glu
1               5                   10                  15

Thr Leu Ser Leu Thr Cys Thr Val Ser Gly Gly Ser Ile Thr Ala Ser
            20                  25                  30

Asn Tyr Tyr Trp Gly Trp Ile Arg Gln Pro Pro Gly Lys Gly Leu Glu
        35                  40                  45
```

```
Trp Ile Gly Ser Ile Asp Tyr Thr Gly Ser Thr Tyr Tyr Asn Pro Ser
    50                  55                  60

Leu Lys Ser Arg Val Thr Ile Ser Val Asp Thr Ser Lys Asn Gln Phe
65                  70                  75                  80

Ser Leu Lys Leu Ser Ser Val Thr Ala Ala Asp Thr Ala Val Tyr Tyr
                85                  90                  95

Cys Ala Ser Gly Lys Tyr Tyr Glu Thr Tyr Leu Gly Phe Asp Val Trp
            100                 105                 110

Gly Gln Gly Thr Leu Val Thr Val Ser Ser Ala Ser Thr Lys Gly Pro
        115                 120                 125

Ser Val Phe Pro Leu Ala Pro Ser Ser Lys Ser Thr Ser Gly Gly Thr
    130                 135                 140

Ala Ala Leu Gly Cys Leu Val Lys Asp Tyr Phe Pro Glu Pro Val Thr
145                 150                 155                 160

Val Ser Trp Asn Ser Gly Ala Leu Thr Ser Gly Val His Thr Phe Pro
                165                 170                 175

Ala Val Leu Gln Ser Ser Gly Leu Tyr Ser Leu Ser Ser Val Val Thr
            180                 185                 190

Val Pro Ser Ser Ser Leu Gly Thr Gln Thr Tyr Ile Cys Asn Val Asn
        195                 200                 205

His Lys Pro Ser Asn Thr Lys Val Asp Lys Lys Val Glu Pro Lys Ser
    210                 215                 220

Cys Asp Lys Thr His Thr Cys Pro Pro Cys Pro Ala Pro Glu Leu Leu
225                 230                 235                 240

Gly Gly Pro Ser Val Phe Leu Phe Pro Pro Lys Pro Lys Asp Thr Leu
                245                 250                 255

Tyr Ile Thr Arg Glu Pro Glu Val Thr Cys Val Val Val Asp Val Ser
            260                 265                 270

His Glu Asp Pro Glu Val Lys Phe Asn Trp Tyr Val Asp Gly Val Glu
        275                 280                 285

Val His Asn Ala Lys Thr Lys Pro Arg Glu Glu Gln Tyr Gly Ser Thr
    290                 295                 300
```

```
Tyr Arg Val Val Ser Val Leu Thr Val Leu His Gln Asp Trp Leu Asn
305                 310                 315                 320


Gly Lys Glu Tyr Lys Cys Lys Val Ser Asn Lys Ala Leu Pro Ala Pro
                325                 330                 335


Ile Glu Lys Thr Ile Ser Lys Ala Lys Gly Gln Pro Arg Glu Pro Gln
            340                 345                 350


Val Tyr Thr Leu Pro Pro Ser Arg Asp Glu Leu Thr Lys Asn Gln Val
        355                 360                 365


Ser Leu Ser Cys Ala Val Lys Gly Phe Tyr Pro Ser Asp Ile Ala Val
    370                 375                 380


Glu Trp Glu Ser Asn Gly Gln Pro Glu Asn Asn Tyr Lys Thr Thr Pro
385                 390                 395                 400


Pro Val Leu Asp Ser Asp Gly Ser Phe Phe Leu Val Ser Lys Leu Thr
                405                 410                 415


Val Asp Lys Ser Arg Trp Gln Gln Gly Asn Val Phe Ser Cys Ser Val
            420                 425                 430


Met His Glu Ala Leu His Asn His Tyr Thr Gln Lys Ser Leu Ser Leu
        435                 440                 445


Ser Pro Gly
    450


<210>  598
<211>  452
<212>  PRT
<213>  artificial

<220>
<223>  Synthetic polypeptide

<400>  598

Glu Leu Gln Leu Gln Glu Ser Gly Pro Gly Leu Val Lys Pro Ser Glu
1               5                   10                  15


Thr Leu Ser Leu Thr Cys Thr Val Ser Gly Gly Ser Ile Thr Ala Ser
            20                  25                  30


Asn Tyr Tyr Trp Gly Trp Ile Arg Gln Pro Pro Gly Lys Gly Leu Glu
        35                  40                  45


Trp Ile Gly Ser Ile Asp Tyr Thr Gly Ser Thr Tyr Tyr Asn Pro Ser
    50                  55                  60
```

```
Leu Lys Ser Arg Val Thr Ile Ser Val Asp Thr Ser Lys Asn Gln Phe
65                  70                  75                  80


Ser Leu Lys Leu Ser Ser Val Thr Ala Ala Asp Thr Ala Val Tyr Tyr
                85                  90                  95


Cys Ala Ser Gly Lys Tyr Tyr Glu Thr Tyr Leu Gly Phe Asp Val Trp
            100                 105                 110


Gly Gln Gly Thr Leu Val Thr Val Ser Ser Ala Ser Thr Lys Gly Pro
        115                 120                 125


Ser Val Phe Pro Leu Ala Pro Ser Ser Lys Ser Thr Ser Gly Gly Thr
    130                 135                 140


Ala Ala Leu Gly Cys Leu Val Lys Asp Tyr Phe Pro Glu Pro Val Thr
145                 150                 155                 160


Val Ser Trp Asn Ser Gly Ala Leu Thr Ser Gly Val His Thr Phe Pro
                165                 170                 175


Ala Val Leu Gln Ser Ser Gly Leu Tyr Ser Leu Ser Ser Val Val Thr
            180                 185                 190


Val Pro Ser Ser Ser Leu Gly Thr Gln Thr Tyr Ile Cys Asn Val Asn
        195                 200                 205


His Lys Pro Ser Asn Thr Lys Val Asp Lys Lys Val Glu Pro Lys Ser
    210                 215                 220


Cys Asp Lys Thr His Thr Cys Pro Pro Cys Pro Ala Pro Glu Leu Leu
225                 230                 235                 240


Gly Gly Pro Ser Val Phe Leu Phe Pro Pro Lys Pro Lys Asp Thr Leu
                245                 250                 255


Tyr Ile Thr Arg Glu Pro Glu Val Thr Cys Val Val Val Asp Val Ser
            260                 265                 270


His Glu Asp Pro Glu Val Lys Phe Asn Trp Tyr Val Asp Gly Val Glu
        275                 280                 285


Val His Asn Ala Lys Thr Lys Pro Arg Glu Glu Gln Tyr Gly Ser Thr
    290                 295                 300


Tyr Arg Val Val Ser Val Leu Thr Val Leu His Gln Asp Trp Leu Asn
305                 310                 315                 320
```

```
Gly Lys Glu Tyr Lys Cys Lys Val Ser Asn Lys Ala Leu Pro Ala Pro
                325                 330                 335

Ile Glu Lys Thr Ile Ser Lys Ala Lys Gly Gln Pro Arg Glu Pro Gln
            340                 345                 350

Val Tyr Thr Leu Pro Pro Ser Arg Asp Glu Leu Thr Lys Asn Gln Val
        355                 360                 365

Ser Leu Ser Cys Ala Val Lys Gly Phe Tyr Pro Ser Asp Ile Ala Val
    370                 375                 380

Glu Trp Glu Ser Asn Gly Gln Pro Glu Asn Asn Tyr Lys Thr Thr Pro
385                 390                 395                 400

Pro Val Leu Asp Ser Asp Gly Ser Phe Phe Leu Val Ser Lys Leu Thr
                405                 410                 415

Val Asp Lys Ser Arg Trp Gln Gln Gly Asn Val Phe Ser Cys Ser Val
            420                 425                 430

Met His Glu Ala Leu His Asn His Tyr Thr Gln Lys Ser Leu Ser Leu
        435                 440                 445

Ser Pro Gly Lys
    450
```

<210> 599
<211> 452
<212> PRT
<213> artificial

<220>
<223> Synthetic polypeptide

<400> 599

```
Glu Leu Gln Leu Gln Glu Ser Gly Pro Gly Leu Val Lys Pro Ser Glu
1               5                   10                  15

Thr Leu Ser Leu Thr Cys Thr Val Ser Gly Gly Ser Ile Thr Ser Ser
            20                  25                  30

Asn Tyr Tyr Trp Gly Trp Ile Arg Gln Pro Pro Gly Lys Gly Leu Glu
        35                  40                  45

Trp Ile Gly Ser Ile Asp Tyr Thr Gly Ser Thr Tyr Tyr Asn Pro Ser
    50                  55                  60

Leu Lys Ser Arg Val Thr Ile Ser Val Asp Thr Ser Lys Asn Gln Phe
65                  70                  75                  80
```

```
Ser Leu Lys Leu Ser Ser Val Thr Ala Ala Asp Thr Ala Val Tyr Tyr
                85                  90                  95

Cys Ala Thr Gly Lys Tyr Tyr Glu Thr Tyr Leu Gly Phe Asp Val Trp
            100                 105                 110

Gly Gln Gly Thr Leu Val Thr Val Ser Ser Ala Ser Thr Lys Gly Pro
        115                 120                 125

Ser Val Phe Pro Leu Ala Pro Ser Ser Lys Ser Thr Ser Gly Gly Thr
    130                 135                 140

Ala Ala Leu Gly Cys Leu Val Lys Asp Tyr Phe Pro Glu Pro Val Thr
145                 150                 155                 160

Val Ser Trp Asn Ser Gly Ala Leu Thr Ser Gly Val His Thr Phe Pro
                165                 170                 175

Ala Val Leu Gln Ser Ser Gly Leu Tyr Ser Leu Ser Ser Val Val Thr
            180                 185                 190

Val Pro Ser Ser Ser Leu Gly Thr Gln Thr Tyr Ile Cys Asn Val Asn
        195                 200                 205

His Lys Pro Ser Asn Thr Lys Val Asp Lys Lys Val Glu Pro Lys Ser
    210                 215                 220

Cys Asp Lys Thr His Thr Cys Pro Pro Cys Pro Ala Pro Glu Leu Leu
225                 230                 235                 240

Gly Gly Pro Ser Val Phe Leu Phe Pro Pro Lys Pro Lys Asp Thr Leu
                245                 250                 255

Met Ile Ser Arg Thr Pro Glu Val Thr Cys Val Val Val Asp Val Ser
            260                 265                 270

His Glu Asp Pro Glu Val Lys Phe Asn Trp Tyr Val Asp Gly Val Glu
        275                 280                 285

Val His Asn Ala Lys Thr Lys Pro Arg Glu Glu Gln Tyr Gly Ser Thr
    290                 295                 300

Tyr Arg Val Val Ser Val Leu Thr Val Leu His Gln Asp Trp Leu Asn
305                 310                 315                 320

Gly Lys Glu Tyr Lys Cys Lys Val Ser Asn Lys Ala Leu Pro Ala Pro
                325                 330                 335
```

```
Ile Glu Lys Thr Ile Ser Lys Ala Lys Gly Gln Pro Arg Glu Pro Gln
            340                 345                 350

Val Tyr Thr Leu Pro Pro Ser Arg Asp Glu Leu Thr Lys Asn Gln Val
        355                 360                 365

Ser Leu Thr Cys Leu Val Lys Gly Phe Tyr Pro Ser Asp Ile Ala Val
    370                 375                 380

Glu Trp Glu Ser Asn Gly Gln Pro Glu Asn Asn Tyr Lys Thr Thr Pro
385                 390                 395                 400

Pro Val Leu Asp Ser Asp Gly Ser Phe Phe Leu Tyr Ser Lys Leu Thr
                405                 410                 415

Val Asp Lys Ser Arg Trp Gln Gln Gly Asn Val Phe Ser Cys Ser Val
            420                 425                 430

Met His Glu Ala Leu His Asn His Tyr Thr Gln Lys Ser Leu Ser Leu
        435                 440                 445

Ser Pro Gly Lys
    450
```

<210> 600
<211> 451
<212> PRT
<213> artificial

<220>
<223> Synthetic polypeptide

<400> 600

```
Glu Leu Gln Leu Gln Glu Ser Gly Pro Gly Leu Val Lys Pro Ser Glu
1               5                   10                  15

Thr Leu Ser Leu Thr Cys Thr Val Ser Gly Gly Ser Ile Thr Ser Ser
            20                  25                  30

Asn Tyr Tyr Trp Gly Trp Ile Arg Gln Pro Pro Gly Lys Gly Leu Glu
        35                  40                  45

Trp Ile Gly Ser Ile Asp Tyr Thr Gly Ser Thr Tyr Tyr Asn Pro Ser
    50                  55                  60

Leu Lys Ser Arg Val Thr Ile Ser Val Asp Thr Ser Lys Asn Gln Phe
65                  70                  75                  80

Ser Leu Lys Leu Ser Ser Val Thr Ala Ala Asp Thr Ala Val Tyr Tyr
                85                  90                  95
```

```
Cys Ala Thr Gly Lys Tyr Tyr Glu Thr Tyr Leu Gly Phe Asp Val Trp
            100                 105                 110

Gly Gln Gly Thr Leu Val Thr Val Ser Ser Ala Ser Thr Lys Gly Pro
        115                 120                 125

Ser Val Phe Pro Leu Ala Pro Ser Ser Lys Ser Thr Ser Gly Gly Thr
    130                 135                 140

Ala Ala Leu Gly Cys Leu Val Lys Asp Tyr Phe Pro Glu Pro Val Thr
145                 150                 155                 160

Val Ser Trp Asn Ser Gly Ala Leu Thr Ser Gly Val His Thr Phe Pro
                165                 170                 175

Ala Val Leu Gln Ser Ser Gly Leu Tyr Ser Leu Ser Ser Val Val Thr
            180                 185                 190

Val Pro Ser Ser Ser Leu Gly Thr Gln Thr Tyr Ile Cys Asn Val Asn
        195                 200                 205

His Lys Pro Ser Asn Thr Lys Val Asp Lys Lys Val Glu Pro Lys Ser
    210                 215                 220

Cys Asp Lys Thr His Thr Cys Pro Pro Cys Pro Ala Pro Glu Leu Leu
225                 230                 235                 240

Gly Gly Pro Ser Val Phe Leu Phe Pro Pro Lys Pro Lys Asp Thr Leu
                245                 250                 255

Tyr Ile Thr Arg Glu Pro Glu Val Thr Cys Val Val Val Asp Val Ser
            260                 265                 270

His Glu Asp Pro Glu Val Lys Phe Asn Trp Tyr Val Asp Gly Val Glu
        275                 280                 285

Val His Asn Ala Lys Thr Lys Pro Arg Glu Glu Gln Tyr Gly Ser Thr
    290                 295                 300

Tyr Arg Val Val Ser Val Leu Thr Val Leu His Gln Asp Trp Leu Asn
305                 310                 315                 320

Gly Lys Glu Tyr Lys Cys Lys Val Ser Asn Lys Ala Leu Pro Ala Pro
                325                 330                 335

Ile Glu Lys Thr Ile Ser Lys Ala Lys Gly Gln Pro Arg Glu Pro Gln
            340                 345                 350
```

```
Val Tyr Thr Leu Pro Pro Ser Arg Asp Glu Leu Thr Lys Asn Gln Val
        355                 360                 365


Ser Leu Thr Cys Leu Val Lys Gly Phe Tyr Pro Ser Asp Ile Ala Val
    370                 375                 380


Glu Trp Glu Ser Asn Gly Gln Pro Glu Asn Asn Tyr Lys Thr Thr Pro
385                 390                 395                 400


Pro Val Leu Asp Ser Asp Gly Ser Phe Phe Leu Tyr Ser Lys Leu Thr
                405                 410                 415


Val Asp Lys Ser Arg Trp Gln Gln Gly Asn Val Phe Ser Cys Ser Val
            420                 425                 430


Met His Glu Ala Leu His Asn His Tyr Thr Gln Lys Ser Leu Ser Leu
        435                 440                 445


Ser Pro Gly
    450
```

<210> 601
<211> 452
<212> PRT
<213> artificial

<220>
<223> Synthetic polypeptide

<400> 601

```
Glu Leu Gln Leu Gln Glu Ser Gly Pro Gly Leu Val Lys Pro Ser Glu
1               5                   10                  15


Thr Leu Ser Leu Thr Cys Thr Val Ser Gly Gly Ser Ile Thr Ser Ser
            20                  25                  30


Asn Tyr Tyr Trp Gly Trp Ile Arg Gln Pro Pro Gly Lys Gly Leu Glu
        35                  40                  45


Trp Ile Gly Ser Ile Asp Tyr Thr Gly Ser Thr Tyr Tyr Asn Pro Ser
    50                  55                  60


Leu Lys Ser Arg Val Thr Ile Ser Val Asp Thr Ser Lys Asn Gln Phe
65                  70                  75                  80


Ser Leu Lys Leu Ser Ser Val Thr Ala Ala Asp Thr Ala Val Tyr Tyr
                85                  90                  95


Cys Ala Thr Gly Lys Tyr Tyr Glu Thr Tyr Leu Gly Phe Asp Val Trp
            100                 105                 110
```

```
Gly Gln Gly Thr Leu Val Thr Val Ser Ser Ala Ser Thr Lys Gly Pro
        115                 120                 125


Ser Val Phe Pro Leu Ala Pro Ser Ser Lys Ser Thr Ser Gly Gly Thr
    130                 135                 140


Ala Ala Leu Gly Cys Leu Val Lys Asp Tyr Phe Pro Glu Pro Val Thr
145                 150                 155                 160


Val Ser Trp Asn Ser Gly Ala Leu Thr Ser Gly Val His Thr Phe Pro
                165                 170                 175


Ala Val Leu Gln Ser Ser Gly Leu Tyr Ser Leu Ser Ser Val Val Thr
            180                 185                 190


Val Pro Ser Ser Ser Leu Gly Thr Gln Thr Tyr Ile Cys Asn Val Asn
        195                 200                 205


His Lys Pro Ser Asn Thr Lys Val Asp Lys Lys Val Glu Pro Lys Ser
    210                 215                 220


Cys Asp Lys Thr His Thr Cys Pro Pro Cys Pro Ala Pro Glu Leu Leu
225                 230                 235                 240


Gly Gly Pro Ser Val Phe Leu Phe Pro Pro Lys Pro Lys Asp Thr Leu
                245                 250                 255


Tyr Ile Thr Arg Glu Pro Glu Val Thr Cys Val Val Val Asp Val Ser
            260                 265                 270


His Glu Asp Pro Glu Val Lys Phe Asn Trp Tyr Val Asp Gly Val Glu
        275                 280                 285


Val His Asn Ala Lys Thr Lys Pro Arg Glu Glu Gln Tyr Gly Ser Thr
    290                 295                 300


Tyr Arg Val Val Ser Val Leu Thr Val Leu His Gln Asp Trp Leu Asn
305                 310                 315                 320


Gly Lys Glu Tyr Lys Cys Lys Val Ser Asn Lys Ala Leu Pro Ala Pro
                325                 330                 335


Ile Glu Lys Thr Ile Ser Lys Ala Lys Gly Gln Pro Arg Glu Pro Gln
            340                 345                 350


Val Tyr Thr Leu Pro Pro Ser Arg Asp Glu Leu Thr Lys Asn Gln Val
        355                 360                 365
```

```
Ser Leu Thr Cys Leu Val Lys Gly Phe Tyr Pro Ser Asp Ile Ala Val
    370                 375                 380

Glu Trp Glu Ser Asn Gly Gln Pro Glu Asn Asn Tyr Lys Thr Thr Pro
385                 390                 395                 400

Pro Val Leu Asp Ser Asp Gly Ser Phe Phe Leu Tyr Ser Lys Leu Thr
                405                 410                 415

Val Asp Lys Ser Arg Trp Gln Gln Gly Asn Val Phe Ser Cys Ser Val
            420                 425                 430

Met His Glu Ala Leu His Asn His Tyr Thr Gln Lys Ser Leu Ser Leu
        435                 440                 445

Ser Pro Gly Lys
    450
```

<210> 602
<211> 452
<212> PRT
<213> artificial

<220>
<223> Synthetic polypeptide

<400> 602

```
Glu Leu Gln Leu Gln Glu Ser Gly Pro Gly Leu Val Lys Pro Ser Glu
1               5                   10                  15

Thr Leu Ser Leu Thr Cys Thr Val Ser Gly Gly Ser Ile Thr Ser Ser
            20                  25                  30

Asn Tyr Tyr Trp Gly Trp Ile Arg Gln Pro Pro Gly Lys Gly Leu Glu
        35                  40                  45

Trp Ile Gly Ser Ile Asp Tyr Thr Gly Ser Thr Tyr Tyr Asn Pro Ser
    50                  55                  60

Leu Lys Ser Arg Val Thr Ile Ser Val Asp Thr Ser Lys Asn Gln Phe
65                  70                  75                  80

Ser Leu Lys Leu Ser Ser Val Thr Ala Ala Asp Thr Ala Val Tyr Tyr
                85                  90                  95

Cys Ala Thr Gly Lys Tyr Tyr Glu Thr Tyr Leu Gly Phe Asp Val Trp
            100                 105                 110

Gly Gln Gly Thr Leu Val Thr Val Ser Ser Ala Ser Thr Lys Gly Pro
        115                 120                 125
```

```
Ser Val Phe Pro Leu Ala Pro Ser Ser Lys Ser Thr Ser Gly Gly Thr
    130                 135                 140

Ala Ala Leu Gly Cys Leu Val Lys Asp Tyr Phe Pro Glu Pro Val Thr
145                 150                 155                 160

Val Ser Trp Asn Ser Gly Ala Leu Thr Ser Gly Val His Thr Phe Pro
                165                 170                 175

Ala Val Leu Gln Ser Ser Gly Leu Tyr Ser Leu Ser Ser Val Val Thr
            180                 185                 190

Val Pro Ser Ser Ser Leu Gly Thr Gln Thr Tyr Ile Cys Asn Val Asn
        195                 200                 205

His Lys Pro Ser Asn Thr Lys Val Asp Lys Lys Val Glu Pro Lys Ser
    210                 215                 220

Cys Asp Lys Thr His Thr Cys Pro Pro Cys Pro Ala Pro Glu Leu Leu
225                 230                 235                 240

Gly Gly Pro Ser Val Phe Leu Phe Pro Pro Lys Pro Lys Asp Thr Leu
                245                 250                 255

Met Ile Ser Arg Thr Pro Glu Val Thr Cys Val Val Val Asp Val Ser
            260                 265                 270

His Glu Asp Pro Glu Val Lys Phe Asn Trp Tyr Val Asp Gly Val Glu
        275                 280                 285

Val His Asn Ala Lys Thr Lys Pro Arg Glu Glu Gln Tyr Gly Ser Thr
    290                 295                 300

Tyr Arg Val Val Ser Val Leu Thr Val Leu His Gln Asp Trp Leu Asn
305                 310                 315                 320

Gly Lys Glu Tyr Lys Cys Lys Val Ser Asn Lys Ala Leu Pro Ala Pro
                325                 330                 335

Ile Glu Lys Thr Ile Ser Lys Ala Lys Gly Gln Pro Arg Glu Pro Gln
            340                 345                 350

Val Tyr Thr Leu Pro Pro Ser Arg Asp Glu Leu Thr Lys Asn Gln Val
        355                 360                 365

Ser Leu Trp Cys Leu Val Lys Gly Phe Tyr Pro Ser Asp Ile Ala Val
    370                 375                 380
```

```
Glu Trp Glu Ser Asn Gly Gln Pro Glu Asn Asn Tyr Lys Thr Thr Pro
385                 390                 395                 400


Pro Val Leu Asp Ser Asp Gly Ser Phe Phe Leu Tyr Ser Lys Leu Thr
                405                 410                 415


Val Asp Lys Ser Arg Trp Gln Gln Gly Asn Val Phe Ser Cys Ser Val
            420                 425                 430


Met His Glu Ala Leu His Asn His Tyr Thr Gln Lys Ser Leu Ser Leu
        435                 440                 445


Ser Pro Gly Lys
    450
```

<210> 603
<211> 451
<212> PRT
<213> artificial

<220>
<223> Synthetic polypeptide

<400> 603

```
Glu Leu Gln Leu Gln Glu Ser Gly Pro Gly Leu Val Lys Pro Ser Glu
1               5                   10                  15


Thr Leu Ser Leu Thr Cys Thr Val Ser Gly Gly Ser Ile Thr Ser Ser
            20                  25                  30


Asn Tyr Tyr Trp Gly Trp Ile Arg Gln Pro Pro Gly Lys Gly Leu Glu
        35                  40                  45


Trp Ile Gly Ser Ile Asp Tyr Thr Gly Ser Thr Tyr Tyr Asn Pro Ser
    50                  55                  60


Leu Lys Ser Arg Val Thr Ile Ser Val Asp Thr Ser Lys Asn Gln Phe
65                  70                  75                  80


Ser Leu Lys Leu Ser Ser Val Thr Ala Ala Asp Thr Ala Val Tyr Tyr
                85                  90                  95


Cys Ala Thr Gly Lys Tyr Tyr Glu Thr Tyr Leu Gly Phe Asp Val Trp
            100                 105                 110


Gly Gln Gly Thr Leu Val Thr Val Ser Ser Ala Ser Thr Lys Gly Pro
        115                 120                 125


Ser Val Phe Pro Leu Ala Pro Ser Ser Lys Ser Thr Ser Gly Gly Thr
    130                 135                 140
```

```
Ala Ala Leu Gly Cys Leu Val Lys Asp Tyr Phe Pro Glu Pro Val Thr
145                 150                 155                 160

Val Ser Trp Asn Ser Gly Ala Leu Thr Ser Gly Val His Thr Phe Pro
                165                 170                 175

Ala Val Leu Gln Ser Ser Gly Leu Tyr Ser Leu Ser Ser Val Val Thr
            180                 185                 190

Val Pro Ser Ser Ser Leu Gly Thr Gln Thr Tyr Ile Cys Asn Val Asn
        195                 200                 205

His Lys Pro Ser Asn Thr Lys Val Asp Lys Lys Val Glu Pro Lys Ser
    210                 215                 220

Cys Asp Lys Thr His Thr Cys Pro Pro Cys Pro Ala Pro Glu Leu Leu
225                 230                 235                 240

Gly Gly Pro Ser Val Phe Leu Phe Pro Pro Lys Pro Lys Asp Thr Leu
                245                 250                 255

Tyr Ile Thr Arg Glu Pro Glu Val Thr Cys Val Val Val Asp Val Ser
            260                 265                 270

His Glu Asp Pro Glu Val Lys Phe Asn Trp Tyr Val Asp Gly Val Glu
        275                 280                 285

Val His Asn Ala Lys Thr Lys Pro Arg Glu Glu Gln Tyr Gly Ser Thr
    290                 295                 300

Tyr Arg Val Val Ser Val Leu Thr Val Leu His Gln Asp Trp Leu Asn
305                 310                 315                 320

Gly Lys Glu Tyr Lys Cys Lys Val Ser Asn Lys Ala Leu Pro Ala Pro
                325                 330                 335

Ile Glu Lys Thr Ile Ser Lys Ala Lys Gly Gln Pro Arg Glu Pro Gln
            340                 345                 350

Val Tyr Thr Leu Pro Pro Ser Arg Asp Glu Leu Thr Lys Asn Gln Val
        355                 360                 365

Ser Leu Trp Cys Leu Val Lys Gly Phe Tyr Pro Ser Asp Ile Ala Val
    370                 375                 380

Glu Trp Glu Ser Asn Gly Gln Pro Glu Asn Asn Tyr Lys Thr Thr Pro
385                 390                 395                 400
```

```
Pro Val Leu Asp Ser Asp Gly Ser Phe Phe Leu Tyr Ser Lys Leu Thr
                405                 410                 415


Val Asp Lys Ser Arg Trp Gln Gln Gly Asn Val Phe Ser Cys Ser Val
            420                 425                 430


Met His Glu Ala Leu His Asn His Tyr Thr Gln Lys Ser Leu Ser Leu
        435                 440                 445


Ser Pro Gly
    450
```

<210> 604
<211> 452
<212> PRT
<213> artificial

<220>
<223> Synthetic polypeptide

<400> 604

```
Glu Leu Gln Leu Gln Glu Ser Gly Pro Gly Leu Val Lys Pro Ser Glu
1               5                   10                  15


Thr Leu Ser Leu Thr Cys Thr Val Ser Gly Gly Ser Ile Thr Ser Ser
            20                  25                  30


Asn Tyr Tyr Trp Gly Trp Ile Arg Gln Pro Pro Gly Lys Gly Leu Glu
        35                  40                  45


Trp Ile Gly Ser Ile Asp Tyr Thr Gly Ser Thr Tyr Tyr Asn Pro Ser
    50                  55                  60


Leu Lys Ser Arg Val Thr Ile Ser Val Asp Thr Ser Lys Asn Gln Phe
65                  70                  75                  80


Ser Leu Lys Leu Ser Ser Val Thr Ala Ala Asp Thr Ala Val Tyr Tyr
                85                  90                  95


Cys Ala Thr Gly Lys Tyr Tyr Glu Thr Tyr Leu Gly Phe Asp Val Trp
            100                 105                 110


Gly Gln Gly Thr Leu Val Thr Val Ser Ser Ala Ser Thr Lys Gly Pro
        115                 120                 125


Ser Val Phe Pro Leu Ala Pro Ser Ser Lys Ser Thr Ser Gly Gly Thr
    130                 135                 140


Ala Ala Leu Gly Cys Leu Val Lys Asp Tyr Phe Pro Glu Pro Val Thr
145                 150                 155                 160
```

```
Val Ser Trp Asn Ser Gly Ala Leu Thr Ser Gly Val His Thr Phe Pro
                165                 170                 175

Ala Val Leu Gln Ser Ser Gly Leu Tyr Ser Leu Ser Ser Val Val Thr
            180                 185                 190

Val Pro Ser Ser Ser Leu Gly Thr Gln Thr Tyr Ile Cys Asn Val Asn
        195                 200                 205

His Lys Pro Ser Asn Thr Lys Val Asp Lys Lys Val Glu Pro Lys Ser
    210                 215                 220

Cys Asp Lys Thr His Thr Cys Pro Pro Cys Pro Ala Pro Glu Leu Leu
225                 230                 235                 240

Gly Gly Pro Ser Val Phe Leu Phe Pro Pro Lys Pro Lys Asp Thr Leu
                245                 250                 255

Tyr Ile Thr Arg Glu Pro Glu Val Thr Cys Val Val Val Asp Val Ser
            260                 265                 270

His Glu Asp Pro Glu Val Lys Phe Asn Trp Tyr Val Asp Gly Val Glu
        275                 280                 285

Val His Asn Ala Lys Thr Lys Pro Arg Glu Glu Gln Tyr Gly Ser Thr
    290                 295                 300

Tyr Arg Val Val Ser Val Leu Thr Val Leu His Gln Asp Trp Leu Asn
305                 310                 315                 320

Gly Lys Glu Tyr Lys Cys Lys Val Ser Asn Lys Ala Leu Pro Ala Pro
                325                 330                 335

Ile Glu Lys Thr Ile Ser Lys Ala Lys Gly Gln Pro Arg Glu Pro Gln
            340                 345                 350

Val Tyr Thr Leu Pro Pro Ser Arg Asp Glu Leu Thr Lys Asn Gln Val
        355                 360                 365

Ser Leu Trp Cys Leu Val Lys Gly Phe Tyr Pro Ser Asp Ile Ala Val
    370                 375                 380

Glu Trp Glu Ser Asn Gly Gln Pro Glu Asn Asn Tyr Lys Thr Thr Pro
385                 390                 395                 400

Pro Val Leu Asp Ser Asp Gly Ser Phe Phe Leu Tyr Ser Lys Leu Thr
                405                 410                 415
```

```
Val Asp Lys Ser Arg Trp Gln Gln Gly Asn Val Phe Ser Cys Ser Val
            420                 425                 430


Met His Glu Ala Leu His Asn His Tyr Thr Gln Lys Ser Leu Ser Leu
        435                 440                 445


Ser Pro Gly Lys
    450
```

<210> 605
<211> 452
<212> PRT
<213> artificial

<220>
<223> Synthetic polypeptide

<400> 605

```
Glu Leu Gln Leu Gln Glu Ser Gly Pro Gly Leu Val Lys Pro Ser Glu
1               5                   10                  15


Thr Leu Ser Leu Thr Cys Thr Val Ser Gly Gly Ser Ile Thr Ser Ser
            20                  25                  30


Asn Tyr Tyr Trp Gly Trp Ile Arg Gln Pro Pro Gly Lys Gly Leu Glu
        35                  40                  45


Trp Ile Gly Ser Ile Asp Tyr Thr Gly Ser Thr Tyr Tyr Asn Pro Ser
    50                  55                  60


Leu Lys Ser Arg Val Thr Ile Ser Val Asp Thr Ser Lys Asn Gln Phe
65                  70                  75                  80


Ser Leu Lys Leu Ser Ser Val Thr Ala Ala Asp Thr Ala Val Tyr Tyr
                85                  90                  95


Cys Ala Thr Gly Lys Tyr Tyr Glu Thr Tyr Leu Gly Phe Asp Val Trp
            100                 105                 110


Gly Gln Gly Thr Leu Val Thr Val Ser Ser Ala Ser Thr Lys Gly Pro
        115                 120                 125


Ser Val Phe Pro Leu Ala Pro Ser Ser Lys Ser Thr Ser Gly Gly Thr
    130                 135                 140


Ala Ala Leu Gly Cys Leu Val Lys Asp Tyr Phe Pro Glu Pro Val Thr
145                 150                 155                 160


Val Ser Trp Asn Ser Gly Ala Leu Thr Ser Gly Val His Thr Phe Pro
                165                 170                 175
```

```
Ala Val Leu Gln Ser Ser Gly Leu Tyr Ser Leu Ser Ser Val Val Thr
            180                 185                 190

Val Pro Ser Ser Ser Leu Gly Thr Gln Thr Tyr Ile Cys Asn Val Asn
        195                 200                 205

His Lys Pro Ser Asn Thr Lys Val Asp Lys Lys Val Glu Pro Lys Ser
    210                 215                 220

Cys Asp Lys Thr His Thr Cys Pro Pro Cys Pro Ala Pro Glu Leu Leu
225                 230                 235                 240

Gly Gly Pro Ser Val Phe Leu Phe Pro Pro Lys Pro Lys Asp Thr Leu
                245                 250                 255

Met Ile Ser Arg Thr Pro Glu Val Thr Cys Val Val Val Asp Val Ser
            260                 265                 270

His Glu Asp Pro Glu Val Lys Phe Asn Trp Tyr Val Asp Gly Val Glu
        275                 280                 285

Val His Asn Ala Lys Thr Lys Pro Arg Glu Glu Gln Tyr Gly Ser Thr
    290                 295                 300

Tyr Arg Val Val Ser Val Leu Thr Val Leu His Gln Asp Trp Leu Asn
305                 310                 315                 320

Gly Lys Glu Tyr Lys Cys Lys Val Ser Asn Lys Ala Leu Pro Ala Pro
                325                 330                 335

Ile Glu Lys Thr Ile Ser Lys Ala Lys Gly Gln Pro Arg Glu Pro Gln
            340                 345                 350

Val Tyr Thr Leu Pro Pro Ser Arg Asp Glu Leu Thr Lys Asn Gln Val
        355                 360                 365

Ser Leu Ser Cys Ala Val Lys Gly Phe Tyr Pro Ser Asp Ile Ala Val
    370                 375                 380

Glu Trp Glu Ser Asn Gly Gln Pro Glu Asn Asn Tyr Lys Thr Thr Pro
385                 390                 395                 400

Pro Val Leu Asp Ser Asp Gly Ser Phe Phe Leu Val Ser Lys Leu Thr
                405                 410                 415

Val Asp Lys Ser Arg Trp Gln Gln Gly Asn Val Phe Ser Cys Ser Val
            420                 425                 430
```

```
Met His Glu Ala Leu His Asn His Tyr Thr Gln Lys Ser Leu Ser Leu
        435                 440                 445


Ser Pro Gly Lys
    450
```

<210> 606
<211> 451
<212> PRT
<213> artificial

<220>
<223> Synthetic polypeptide

<400> 606

```
Glu Leu Gln Leu Gln Glu Ser Gly Pro Gly Leu Val Lys Pro Ser Glu
1               5                   10                  15


Thr Leu Ser Leu Thr Cys Thr Val Ser Gly Gly Ser Ile Thr Ser Ser
            20                  25                  30


Asn Tyr Tyr Trp Gly Trp Ile Arg Gln Pro Pro Gly Lys Gly Leu Glu
        35                  40                  45


Trp Ile Gly Ser Ile Asp Tyr Thr Gly Ser Thr Tyr Tyr Asn Pro Ser
    50                  55                  60


Leu Lys Ser Arg Val Thr Ile Ser Val Asp Thr Ser Lys Asn Gln Phe
65                  70                  75                  80


Ser Leu Lys Leu Ser Ser Val Thr Ala Ala Asp Thr Ala Val Tyr Tyr
                85                  90                  95


Cys Ala Thr Gly Lys Tyr Tyr Glu Thr Tyr Leu Gly Phe Asp Val Trp
            100                 105                 110


Gly Gln Gly Thr Leu Val Thr Val Ser Ser Ala Ser Thr Lys Gly Pro
        115                 120                 125


Ser Val Phe Pro Leu Ala Pro Ser Ser Lys Ser Thr Ser Gly Gly Thr
    130                 135                 140


Ala Ala Leu Gly Cys Leu Val Lys Asp Tyr Phe Pro Glu Pro Val Thr
145                 150                 155                 160


Val Ser Trp Asn Ser Gly Ala Leu Thr Ser Gly Val His Thr Phe Pro
                165                 170                 175


Ala Val Leu Gln Ser Ser Gly Leu Tyr Ser Leu Ser Ser Val Val Thr
            180                 185                 190
```

```
Val Pro Ser Ser Ser Leu Gly Thr Gln Thr Tyr Ile Cys Asn Val Asn
        195                 200                 205

His Lys Pro Ser Asn Thr Lys Val Asp Lys Lys Val Glu Pro Lys Ser
    210                 215                 220

Cys Asp Lys Thr His Thr Cys Pro Pro Cys Pro Ala Pro Glu Leu Leu
225                 230                 235                 240

Gly Gly Pro Ser Val Phe Leu Phe Pro Pro Lys Pro Lys Asp Thr Leu
                245                 250                 255

Tyr Ile Thr Arg Glu Pro Glu Val Thr Cys Val Val Val Asp Val Ser
            260                 265                 270

His Glu Asp Pro Glu Val Lys Phe Asn Trp Tyr Val Asp Gly Val Glu
        275                 280                 285

Val His Asn Ala Lys Thr Lys Pro Arg Glu Glu Gln Tyr Gly Ser Thr
    290                 295                 300

Tyr Arg Val Val Ser Val Leu Thr Val Leu His Gln Asp Trp Leu Asn
305                 310                 315                 320

Gly Lys Glu Tyr Lys Cys Lys Val Ser Asn Lys Ala Leu Pro Ala Pro
                325                 330                 335

Ile Glu Lys Thr Ile Ser Lys Ala Lys Gly Gln Pro Arg Glu Pro Gln
            340                 345                 350

Val Tyr Thr Leu Pro Pro Ser Arg Asp Glu Leu Thr Lys Asn Gln Val
        355                 360                 365

Ser Leu Ser Cys Ala Val Lys Gly Phe Tyr Pro Ser Asp Ile Ala Val
    370                 375                 380

Glu Trp Glu Ser Asn Gly Gln Pro Glu Asn Asn Tyr Lys Thr Thr Pro
385                 390                 395                 400

Pro Val Leu Asp Ser Asp Gly Ser Phe Phe Leu Val Ser Lys Leu Thr
                405                 410                 415

Val Asp Lys Ser Arg Trp Gln Gln Gly Asn Val Phe Ser Cys Ser Val
            420                 425                 430

Met His Glu Ala Leu His Asn His Tyr Thr Gln Lys Ser Leu Ser Leu
        435                 440                 445
```

Ser Pro Gly
    450

<210> 607
<211> 452
<212> PRT
<213> artificial

<220>
<223> Synthetic polypeptide

<400> 607

Glu Leu Gln Leu Gln Glu Ser Gly Pro Gly Leu Val Lys Pro Ser Glu
1   5   10   15

Thr Leu Ser Leu Thr Cys Thr Val Ser Gly Gly Ser Ile Thr Ser Ser
            20   25   30

Asn Tyr Tyr Trp Gly Trp Ile Arg Gln Pro Pro Gly Lys Gly Leu Glu
        35   40   45

Trp Ile Gly Ser Ile Asp Tyr Thr Gly Ser Thr Tyr Tyr Asn Pro Ser
    50   55   60

Leu Lys Ser Arg Val Thr Ile Ser Val Asp Thr Ser Lys Asn Gln Phe
65   70   75   80

Ser Leu Lys Leu Ser Ser Val Thr Ala Ala Asp Thr Ala Val Tyr Tyr
                85   90   95

Cys Ala Thr Gly Lys Tyr Tyr Glu Thr Tyr Leu Gly Phe Asp Val Trp
            100   105   110

Gly Gln Gly Thr Leu Val Thr Val Ser Ser Ala Ser Thr Lys Gly Pro
        115   120   125

Ser Val Phe Pro Leu Ala Pro Ser Ser Lys Ser Thr Ser Gly Gly Thr
    130   135   140

Ala Ala Leu Gly Cys Leu Val Lys Asp Tyr Phe Pro Glu Pro Val Thr
145   150   155   160

Val Ser Trp Asn Ser Gly Ala Leu Thr Ser Gly Val His Thr Phe Pro
                165   170   175

Ala Val Leu Gln Ser Ser Gly Leu Tyr Ser Leu Ser Ser Val Val Thr
            180   185   190

Val Pro Ser Ser Ser Leu Gly Thr Gln Thr Tyr Ile Cys Asn Val Asn
        195   200   205

```
His Lys Pro Ser Asn Thr Lys Val Asp Lys Lys Val Glu Pro Lys Ser
    210                 215                 220

Cys Asp Lys Thr His Thr Cys Pro Pro Cys Pro Ala Pro Glu Leu Leu
225                 230                 235                 240

Gly Gly Pro Ser Val Phe Leu Phe Pro Pro Lys Pro Lys Asp Thr Leu
                245                 250                 255

Tyr Ile Thr Arg Glu Pro Glu Val Thr Cys Val Val Val Asp Val Ser
            260                 265                 270

His Glu Asp Pro Glu Val Lys Phe Asn Trp Tyr Val Asp Gly Val Glu
        275                 280                 285

Val His Asn Ala Lys Thr Lys Pro Arg Glu Glu Gln Tyr Gly Ser Thr
    290                 295                 300

Tyr Arg Val Val Ser Val Leu Thr Val Leu His Gln Asp Trp Leu Asn
305                 310                 315                 320

Gly Lys Glu Tyr Lys Cys Lys Val Ser Asn Lys Ala Leu Pro Ala Pro
                325                 330                 335

Ile Glu Lys Thr Ile Ser Lys Ala Lys Gly Gln Pro Arg Glu Pro Gln
            340                 345                 350

Val Tyr Thr Leu Pro Pro Ser Arg Asp Glu Leu Thr Lys Asn Gln Val
        355                 360                 365

Ser Leu Ser Cys Ala Val Lys Gly Phe Tyr Pro Ser Asp Ile Ala Val
    370                 375                 380

Glu Trp Glu Ser Asn Gly Gln Pro Glu Asn Asn Tyr Lys Thr Thr Pro
385                 390                 395                 400

Pro Val Leu Asp Ser Asp Gly Ser Phe Phe Leu Val Ser Lys Leu Thr
                405                 410                 415

Val Asp Lys Ser Arg Trp Gln Gln Gly Asn Val Phe Ser Cys Ser Val
            420                 425                 430

Met His Glu Ala Leu His Asn His Tyr Thr Gln Lys Ser Leu Ser Leu
        435                 440                 445

Ser Pro Gly Lys
    450
```

<210> 608
<211> 452
<212> PRT
<213> artificial

<220>
<223> Synthetic polypeptide

<400> 608

```
Glu Leu Gln Leu Gln Glu Ser Gly Pro Gly Leu Val Lys Pro Ser Glu
1               5                   10                  15


Thr Leu Ser Leu Thr Cys Thr Val Ser Gly Gly Ser Ile Thr Ser Ser
            20                  25                  30


Asn Tyr Tyr Trp Gly Trp Ile Arg Gln Pro Pro Gly Lys Gly Leu Glu
        35                  40                  45


Trp Ile Gly Ser Ile Asp Tyr Thr Gly Ser Thr Tyr Tyr Gln Pro Ser
    50                  55                  60


Leu Lys Ser Arg Val Thr Ile Ser Val Asp Thr Ser Lys Asn Gln Phe
65                  70                  75                  80


Ser Leu Lys Leu Ser Ser Val Thr Ala Ala Asp Thr Ala Val Tyr Tyr
                85                  90                  95


Cys Ala Arg Gly Asn Tyr Tyr Glu Thr Tyr Leu Gly Phe Asp Val Trp
            100                 105                 110


Gly Gln Gly Thr Leu Val Thr Val Ser Ser Ala Ser Thr Lys Gly Pro
        115                 120                 125


Ser Val Phe Pro Leu Ala Pro Ser Ser Lys Ser Thr Ser Gly Gly Thr
    130                 135                 140


Ala Ala Leu Gly Cys Leu Val Lys Asp Tyr Phe Pro Glu Pro Val Thr
145                 150                 155                 160


Val Ser Trp Asn Ser Gly Ala Leu Thr Ser Gly Val His Thr Phe Pro
                165                 170                 175


Ala Val Leu Gln Ser Ser Gly Leu Tyr Ser Leu Ser Ser Val Val Thr
            180                 185                 190


Val Pro Ser Ser Ser Leu Gly Thr Gln Thr Tyr Ile Cys Asn Val Asn
        195                 200                 205


His Lys Pro Ser Asn Thr Lys Val Asp Lys Lys Val Glu Pro Lys Ser
    210                 215                 220
```

```
Cys Asp Lys Thr His Thr Cys Pro Pro Cys Pro Ala Pro Glu Leu Leu
225                 230                 235                 240

Gly Gly Pro Ser Val Phe Leu Phe Pro Pro Lys Pro Lys Asp Thr Leu
                245                 250                 255

Met Ile Ser Arg Thr Pro Glu Val Thr Cys Val Val Val Asp Val Ser
            260                 265                 270

His Glu Asp Pro Glu Val Lys Phe Asn Trp Tyr Val Asp Gly Val Glu
        275                 280                 285

Val His Asn Ala Lys Thr Lys Pro Arg Glu Glu Gln Tyr Gly Ser Thr
    290                 295                 300

Tyr Arg Val Val Ser Val Leu Thr Val Leu His Gln Asp Trp Leu Asn
305                 310                 315                 320

Gly Lys Glu Tyr Lys Cys Lys Val Ser Asn Lys Ala Leu Pro Ala Pro
                325                 330                 335

Ile Glu Lys Thr Ile Ser Lys Ala Lys Gly Gln Pro Arg Glu Pro Gln
            340                 345                 350

Val Tyr Thr Leu Pro Pro Ser Arg Asp Glu Leu Thr Lys Asn Gln Val
        355                 360                 365

Ser Leu Thr Cys Leu Val Lys Gly Phe Tyr Pro Ser Asp Ile Ala Val
    370                 375                 380

Glu Trp Glu Ser Asn Gly Gln Pro Glu Asn Asn Tyr Lys Thr Thr Pro
385                 390                 395                 400

Pro Val Leu Asp Ser Asp Gly Ser Phe Phe Leu Tyr Ser Lys Leu Thr
                405                 410                 415

Val Asp Lys Ser Arg Trp Gln Gln Gly Asn Val Phe Ser Cys Ser Val
            420                 425                 430

Met His Glu Ala Leu His Asn His Tyr Thr Gln Lys Ser Leu Ser Leu
        435                 440                 445

Ser Pro Gly Lys
    450
```

<210> 609
<211> 451
<212> PRT
<213> artificial

<220>
<223> Synthetic polypeptide

<400> 609

Glu Leu Gln Leu Gln Glu Ser Gly Pro Gly Leu Val Lys Pro Ser Glu
1   5   10   15

Thr Leu Ser Leu Thr Cys Thr Val Ser Gly Gly Ser Ile Thr Ser Ser
            20   25   30

Asn Tyr Tyr Trp Gly Trp Ile Arg Gln Pro Pro Gly Lys Gly Leu Glu
        35   40   45

Trp Ile Gly Ser Ile Asp Tyr Thr Gly Ser Thr Tyr Tyr Gln Pro Ser
    50   55   60

Leu Lys Ser Arg Val Thr Ile Ser Val Asp Thr Ser Lys Asn Gln Phe
65   70   75   80

Ser Leu Lys Leu Ser Ser Val Thr Ala Ala Asp Thr Ala Val Tyr Tyr
                85   90   95

Cys Ala Arg Gly Asn Tyr Tyr Glu Thr Tyr Leu Gly Phe Asp Val Trp
            100   105   110

Gly Gln Gly Thr Leu Val Thr Val Ser Ser Ala Ser Thr Lys Gly Pro
        115   120   125

Ser Val Phe Pro Leu Ala Pro Ser Ser Lys Ser Thr Ser Gly Gly Thr
    130   135   140

Ala Ala Leu Gly Cys Leu Val Lys Asp Tyr Phe Pro Glu Pro Val Thr
145   150   155   160

Val Ser Trp Asn Ser Gly Ala Leu Thr Ser Gly Val His Thr Phe Pro
                165   170   175

Ala Val Leu Gln Ser Ser Gly Leu Tyr Ser Leu Ser Ser Val Val Thr
            180   185   190

Val Pro Ser Ser Ser Leu Gly Thr Gln Thr Tyr Ile Cys Asn Val Asn
        195   200   205

His Lys Pro Ser Asn Thr Lys Val Asp Lys Lys Val Glu Pro Lys Ser
    210   215   220

Cys Asp Lys Thr His Thr Cys Pro Pro Cys Pro Ala Pro Glu Leu Leu
225   230   235   240

```
Gly Gly Pro Ser Val Phe Leu Phe Pro Pro Lys Pro Lys Asp Thr Leu
                245                 250                 255

Tyr Ile Thr Arg Glu Pro Glu Val Thr Cys Val Val Val Asp Val Ser
            260                 265                 270

His Glu Asp Pro Glu Val Lys Phe Asn Trp Tyr Val Asp Gly Val Glu
        275                 280                 285

Val His Asn Ala Lys Thr Lys Pro Arg Glu Glu Gln Tyr Gly Ser Thr
    290                 295                 300

Tyr Arg Val Val Ser Val Leu Thr Val Leu His Gln Asp Trp Leu Asn
305                 310                 315                 320

Gly Lys Glu Tyr Lys Cys Lys Val Ser Asn Lys Ala Leu Pro Ala Pro
                325                 330                 335

Ile Glu Lys Thr Ile Ser Lys Ala Lys Gly Gln Pro Arg Glu Pro Gln
            340                 345                 350

Val Tyr Thr Leu Pro Pro Ser Arg Asp Glu Leu Thr Lys Asn Gln Val
        355                 360                 365

Ser Leu Thr Cys Leu Val Lys Gly Phe Tyr Pro Ser Asp Ile Ala Val
    370                 375                 380

Glu Trp Glu Ser Asn Gly Gln Pro Glu Asn Asn Tyr Lys Thr Thr Pro
385                 390                 395                 400

Pro Val Leu Asp Ser Asp Gly Ser Phe Phe Leu Tyr Ser Lys Leu Thr
                405                 410                 415

Val Asp Lys Ser Arg Trp Gln Gln Gly Asn Val Phe Ser Cys Ser Val
            420                 425                 430

Met His Glu Ala Leu His Asn His Tyr Thr Gln Lys Ser Leu Ser Leu
        435                 440                 445

Ser Pro Gly
    450
```

<210> 610
<211> 452
<212> PRT
<213> artificial

<220>
<223> Synthetic polypeptide

<400> 610

```
Glu Leu Gln Leu Gln Glu Ser Gly Pro Gly Leu Val Lys Pro Ser Glu
1               5                   10                  15

Thr Leu Ser Leu Thr Cys Thr Val Ser Gly Gly Ser Ile Thr Ser Ser
            20                  25                  30

Asn Tyr Tyr Trp Gly Trp Ile Arg Gln Pro Pro Gly Lys Gly Leu Glu
        35                  40                  45

Trp Ile Gly Ser Ile Asp Tyr Thr Gly Ser Thr Tyr Tyr Gln Pro Ser
    50                  55                  60

Leu Lys Ser Arg Val Thr Ile Ser Val Asp Thr Ser Lys Asn Gln Phe
65                  70                  75                  80

Ser Leu Lys Leu Ser Ser Val Thr Ala Ala Asp Thr Ala Val Tyr Tyr
                85                  90                  95

Cys Ala Arg Gly Asn Tyr Tyr Glu Thr Tyr Leu Gly Phe Asp Val Trp
            100                 105                 110

Gly Gln Gly Thr Leu Val Thr Val Ser Ser Ala Ser Thr Lys Gly Pro
        115                 120                 125

Ser Val Phe Pro Leu Ala Pro Ser Ser Lys Ser Thr Ser Gly Gly Thr
    130                 135                 140

Ala Ala Leu Gly Cys Leu Val Lys Asp Tyr Phe Pro Glu Pro Val Thr
145                 150                 155                 160

Val Ser Trp Asn Ser Gly Ala Leu Thr Ser Gly Val His Thr Phe Pro
                165                 170                 175

Ala Val Leu Gln Ser Ser Gly Leu Tyr Ser Leu Ser Ser Val Val Thr
            180                 185                 190

Val Pro Ser Ser Ser Leu Gly Thr Gln Thr Tyr Ile Cys Asn Val Asn
        195                 200                 205

His Lys Pro Ser Asn Thr Lys Val Asp Lys Lys Val Glu Pro Lys Ser
    210                 215                 220

Cys Asp Lys Thr His Thr Cys Pro Pro Cys Pro Ala Pro Glu Leu Leu
225                 230                 235                 240

Gly Gly Pro Ser Val Phe Leu Phe Pro Pro Lys Pro Lys Asp Thr Leu
                245                 250                 255
```

```
Tyr Ile Thr Arg Glu Pro Glu Val Thr Cys Val Val Val Asp Val Ser
            260                 265                 270

His Glu Asp Pro Glu Val Lys Phe Asn Trp Tyr Val Asp Gly Val Glu
        275                 280                 285

Val His Asn Ala Lys Thr Lys Pro Arg Glu Glu Gln Tyr Gly Ser Thr
    290                 295                 300

Tyr Arg Val Val Ser Val Leu Thr Val Leu His Gln Asp Trp Leu Asn
305                 310                 315                 320

Gly Lys Glu Tyr Lys Cys Lys Val Ser Asn Lys Ala Leu Pro Ala Pro
                325                 330                 335

Ile Glu Lys Thr Ile Ser Lys Ala Lys Gly Gln Pro Arg Glu Pro Gln
            340                 345                 350

Val Tyr Thr Leu Pro Pro Ser Arg Asp Glu Leu Thr Lys Asn Gln Val
        355                 360                 365

Ser Leu Thr Cys Leu Val Lys Gly Phe Tyr Pro Ser Asp Ile Ala Val
    370                 375                 380

Glu Trp Glu Ser Asn Gly Gln Pro Glu Asn Asn Tyr Lys Thr Thr Pro
385                 390                 395                 400

Pro Val Leu Asp Ser Asp Gly Ser Phe Phe Leu Tyr Ser Lys Leu Thr
                405                 410                 415

Val Asp Lys Ser Arg Trp Gln Gln Gly Asn Val Phe Ser Cys Ser Val
            420                 425                 430

Met His Glu Ala Leu His Asn His Tyr Thr Gln Lys Ser Leu Ser Leu
        435                 440                 445

Ser Pro Gly Lys
    450


<210>  611
<211>  452
<212>  PRT
<213>  artificial

<220>
<223>  Synthetic polypeptide

<400>  611

Glu Leu Gln Leu Gln Glu Ser Gly Pro Gly Leu Val Lys Pro Ser Glu
1               5                   10                  15
```

```
Thr Leu Ser Leu Thr Cys Thr Val Ser Gly Gly Ser Ile Thr Ser Ser
            20                  25                  30

Asn Tyr Tyr Trp Gly Trp Ile Arg Gln Pro Pro Gly Lys Gly Leu Glu
        35                  40                  45

Trp Ile Gly Ser Ile Asp Tyr Thr Gly Ser Thr Tyr Tyr Gln Pro Ser
    50                  55                  60

Leu Lys Ser Arg Val Thr Ile Ser Val Asp Thr Ser Lys Asn Gln Phe
65                  70                  75                  80

Ser Leu Lys Leu Ser Ser Val Thr Ala Ala Asp Thr Ala Val Tyr Tyr
                85                  90                  95

Cys Ala Arg Gly Asn Tyr Tyr Glu Thr Tyr Leu Gly Phe Asp Val Trp
            100                 105                 110

Gly Gln Gly Thr Leu Val Thr Val Ser Ser Ala Ser Thr Lys Gly Pro
        115                 120                 125

Ser Val Phe Pro Leu Ala Pro Ser Ser Lys Ser Thr Ser Gly Gly Thr
    130                 135                 140

Ala Ala Leu Gly Cys Leu Val Lys Asp Tyr Phe Pro Glu Pro Val Thr
145                 150                 155                 160

Val Ser Trp Asn Ser Gly Ala Leu Thr Ser Gly Val His Thr Phe Pro
                165                 170                 175

Ala Val Leu Gln Ser Ser Gly Leu Tyr Ser Leu Ser Ser Val Val Thr
            180                 185                 190

Val Pro Ser Ser Ser Leu Gly Thr Gln Thr Tyr Ile Cys Asn Val Asn
        195                 200                 205

His Lys Pro Ser Asn Thr Lys Val Asp Lys Lys Val Glu Pro Lys Ser
    210                 215                 220

Cys Asp Lys Thr His Thr Cys Pro Pro Cys Pro Ala Pro Glu Leu Leu
225                 230                 235                 240

Gly Gly Pro Ser Val Phe Leu Phe Pro Pro Lys Pro Lys Asp Thr Leu
                245                 250                 255

Met Ile Ser Arg Thr Pro Glu Val Thr Cys Val Val Val Asp Val Ser
            260                 265                 270
```

```
His Glu Asp Pro Glu Val Lys Phe Asn Trp Tyr Val Asp Gly Val Glu
        275                 280                 285

Val His Asn Ala Lys Thr Lys Pro Arg Glu Glu Gln Tyr Gly Ser Thr
    290                 295                 300

Tyr Arg Val Val Ser Val Leu Thr Val Leu His Gln Asp Trp Leu Asn
305                 310                 315                 320

Gly Lys Glu Tyr Lys Cys Lys Val Ser Asn Lys Ala Leu Pro Ala Pro
                325                 330                 335

Ile Glu Lys Thr Ile Ser Lys Ala Lys Gly Gln Pro Arg Glu Pro Gln
            340                 345                 350

Val Tyr Thr Leu Pro Pro Ser Arg Asp Glu Leu Thr Lys Asn Gln Val
        355                 360                 365

Ser Leu Trp Cys Leu Val Lys Gly Phe Tyr Pro Ser Asp Ile Ala Val
    370                 375                 380

Glu Trp Glu Ser Asn Gly Gln Pro Glu Asn Asn Tyr Lys Thr Thr Pro
385                 390                 395                 400

Pro Val Leu Asp Ser Asp Gly Ser Phe Phe Leu Tyr Ser Lys Leu Thr
                405                 410                 415

Val Asp Lys Ser Arg Trp Gln Gln Gly Asn Val Phe Ser Cys Ser Val
            420                 425                 430

Met His Glu Ala Leu His Asn His Tyr Thr Gln Lys Ser Leu Ser Leu
        435                 440                 445

Ser Pro Gly Lys
    450
```

<210> 612
<211> 451
<212> PRT
<213> artificial

<220>
<223> Synthetic polypeptide

<400> 612

```
Glu Leu Gln Leu Gln Glu Ser Gly Pro Gly Leu Val Lys Pro Ser Glu
1               5                   10                  15

Thr Leu Ser Leu Thr Cys Thr Val Ser Gly Gly Ser Ile Thr Ser Ser
            20                  25                  30
```

```
Asn Tyr Tyr Trp Gly Trp Ile Arg Gln Pro Pro Gly Lys Gly Leu Glu
        35                  40                  45

Trp Ile Gly Ser Ile Asp Tyr Thr Gly Ser Thr Tyr Tyr Gln Pro Ser
    50                  55                  60

Leu Lys Ser Arg Val Thr Ile Ser Val Asp Thr Ser Lys Asn Gln Phe
65                  70                  75                  80

Ser Leu Lys Leu Ser Ser Val Thr Ala Ala Asp Thr Ala Val Tyr Tyr
                85                  90                  95

Cys Ala Arg Gly Asn Tyr Tyr Glu Thr Tyr Leu Gly Phe Asp Val Trp
            100                 105                 110

Gly Gln Gly Thr Leu Val Thr Val Ser Ser Ala Ser Thr Lys Gly Pro
        115                 120                 125

Ser Val Phe Pro Leu Ala Pro Ser Ser Lys Ser Thr Ser Gly Gly Thr
    130                 135                 140

Ala Ala Leu Gly Cys Leu Val Lys Asp Tyr Phe Pro Glu Pro Val Thr
145                 150                 155                 160

Val Ser Trp Asn Ser Gly Ala Leu Thr Ser Gly Val His Thr Phe Pro
                165                 170                 175

Ala Val Leu Gln Ser Ser Gly Leu Tyr Ser Leu Ser Ser Val Val Thr
            180                 185                 190

Val Pro Ser Ser Ser Leu Gly Thr Gln Thr Tyr Ile Cys Asn Val Asn
        195                 200                 205

His Lys Pro Ser Asn Thr Lys Val Asp Lys Lys Val Glu Pro Lys Ser
    210                 215                 220

Cys Asp Lys Thr His Thr Cys Pro Pro Cys Pro Ala Pro Glu Leu Leu
225                 230                 235                 240

Gly Gly Pro Ser Val Phe Leu Phe Pro Pro Lys Pro Lys Asp Thr Leu
                245                 250                 255

Tyr Ile Thr Arg Glu Pro Glu Val Thr Cys Val Val Val Asp Val Ser
            260                 265                 270

His Glu Asp Pro Glu Val Lys Phe Asn Trp Tyr Val Asp Gly Val Glu
        275                 280                 285
```

```
Val His Asn Ala Lys Thr Lys Pro Arg Glu Glu Gln Tyr Gly Ser Thr
    290                 295                 300

Tyr Arg Val Val Ser Val Leu Thr Val Leu His Gln Asp Trp Leu Asn
305                 310                 315                 320

Gly Lys Glu Tyr Lys Cys Lys Val Ser Asn Lys Ala Leu Pro Ala Pro
                325                 330                 335

Ile Glu Lys Thr Ile Ser Lys Ala Lys Gly Gln Pro Arg Glu Pro Gln
            340                 345                 350

Val Tyr Thr Leu Pro Pro Ser Arg Asp Glu Leu Thr Lys Asn Gln Val
        355                 360                 365

Ser Leu Trp Cys Leu Val Lys Gly Phe Tyr Pro Ser Asp Ile Ala Val
    370                 375                 380

Glu Trp Glu Ser Asn Gly Gln Pro Glu Asn Asn Tyr Lys Thr Thr Pro
385                 390                 395                 400

Pro Val Leu Asp Ser Asp Gly Ser Phe Phe Leu Tyr Ser Lys Leu Thr
                405                 410                 415

Val Asp Lys Ser Arg Trp Gln Gln Gly Asn Val Phe Ser Cys Ser Val
            420                 425                 430

Met His Glu Ala Leu His Asn His Tyr Thr Gln Lys Ser Leu Ser Leu
        435                 440                 445

Ser Pro Gly
    450
```

<210> 613
<211> 452
<212> PRT
<213> artificial

<220>
<223> Synthetic polypeptide

<400> 613

```
Glu Leu Gln Leu Gln Glu Ser Gly Pro Gly Leu Val Lys Pro Ser Glu
1               5                   10                  15

Thr Leu Ser Leu Thr Cys Thr Val Ser Gly Gly Ser Ile Thr Ser Ser
            20                  25                  30

Asn Tyr Tyr Trp Gly Trp Ile Arg Gln Pro Pro Gly Lys Gly Leu Glu
        35                  40                  45
```

```
Trp Ile Gly Ser Ile Asp Tyr Thr Gly Ser Thr Tyr Tyr Gln Pro Ser
    50                  55                  60

Leu Lys Ser Arg Val Thr Ile Ser Val Asp Thr Ser Lys Asn Gln Phe
65                  70                  75                  80

Ser Leu Lys Leu Ser Ser Val Thr Ala Ala Asp Thr Ala Val Tyr Tyr
                85                  90                  95

Cys Ala Arg Gly Asn Tyr Tyr Glu Thr Tyr Leu Gly Phe Asp Val Trp
            100                 105                 110

Gly Gln Gly Thr Leu Val Thr Val Ser Ser Ala Ser Thr Lys Gly Pro
        115                 120                 125

Ser Val Phe Pro Leu Ala Pro Ser Ser Lys Ser Thr Ser Gly Gly Thr
    130                 135                 140

Ala Ala Leu Gly Cys Leu Val Lys Asp Tyr Phe Pro Glu Pro Val Thr
145                 150                 155                 160

Val Ser Trp Asn Ser Gly Ala Leu Thr Ser Gly Val His Thr Phe Pro
                165                 170                 175

Ala Val Leu Gln Ser Ser Gly Leu Tyr Ser Leu Ser Ser Val Val Thr
            180                 185                 190

Val Pro Ser Ser Ser Leu Gly Thr Gln Thr Tyr Ile Cys Asn Val Asn
        195                 200                 205

His Lys Pro Ser Asn Thr Lys Val Asp Lys Lys Val Glu Pro Lys Ser
    210                 215                 220

Cys Asp Lys Thr His Thr Cys Pro Pro Cys Pro Ala Pro Glu Leu Leu
225                 230                 235                 240

Gly Gly Pro Ser Val Phe Leu Phe Pro Pro Lys Pro Lys Asp Thr Leu
                245                 250                 255

Tyr Ile Thr Arg Glu Pro Glu Val Thr Cys Val Val Val Asp Val Ser
            260                 265                 270

His Glu Asp Pro Glu Val Lys Phe Asn Trp Tyr Val Asp Gly Val Glu
        275                 280                 285

Val His Asn Ala Lys Thr Lys Pro Arg Glu Glu Gln Tyr Gly Ser Thr
    290                 295                 300
```

```
Tyr Arg Val Val Ser Val Leu Thr Val Leu His Gln Asp Trp Leu Asn
305                 310                 315                 320


Gly Lys Glu Tyr Lys Cys Lys Val Ser Asn Lys Ala Leu Pro Ala Pro
                325                 330                 335


Ile Glu Lys Thr Ile Ser Lys Ala Lys Gly Gln Pro Arg Glu Pro Gln
            340                 345                 350


Val Tyr Thr Leu Pro Pro Ser Arg Asp Glu Leu Thr Lys Asn Gln Val
        355                 360                 365


Ser Leu Trp Cys Leu Val Lys Gly Phe Tyr Pro Ser Asp Ile Ala Val
    370                 375                 380


Glu Trp Glu Ser Asn Gly Gln Pro Glu Asn Asn Tyr Lys Thr Thr Pro
385                 390                 395                 400


Pro Val Leu Asp Ser Asp Gly Ser Phe Phe Leu Tyr Ser Lys Leu Thr
                405                 410                 415


Val Asp Lys Ser Arg Trp Gln Gln Gly Asn Val Phe Ser Cys Ser Val
            420                 425                 430


Met His Glu Ala Leu His Asn His Tyr Thr Gln Lys Ser Leu Ser Leu
        435                 440                 445


Ser Pro Gly Lys
    450


<210>  614
<211>  452
<212>  PRT
<213>  artificial

<220>
<223>  Synthetic polypeptide

<400>  614

Glu Leu Gln Leu Gln Glu Ser Gly Pro Gly Leu Val Lys Pro Ser Glu
1               5                   10                  15


Thr Leu Ser Leu Thr Cys Thr Val Ser Gly Gly Ser Ile Thr Ser Ser
            20                  25                  30


Asn Tyr Tyr Trp Gly Trp Ile Arg Gln Pro Pro Gly Lys Gly Leu Glu
        35                  40                  45


Trp Ile Gly Ser Ile Asp Tyr Thr Gly Ser Thr Tyr Tyr Gln Pro Ser
    50                  55                  60
```

```
Leu Lys Ser Arg Val Thr Ile Ser Val Asp Thr Ser Lys Asn Gln Phe
65                  70                  75                  80


Ser Leu Lys Leu Ser Ser Val Thr Ala Ala Asp Thr Ala Val Tyr Tyr
                85                  90                  95


Cys Ala Arg Gly Asn Tyr Tyr Glu Thr Tyr Leu Gly Phe Asp Val Trp
            100                 105                 110


Gly Gln Gly Thr Leu Val Thr Val Ser Ser Ala Ser Thr Lys Gly Pro
        115                 120                 125


Ser Val Phe Pro Leu Ala Pro Ser Ser Lys Ser Thr Ser Gly Gly Thr
    130                 135                 140


Ala Ala Leu Gly Cys Leu Val Lys Asp Tyr Phe Pro Glu Pro Val Thr
145                 150                 155                 160


Val Ser Trp Asn Ser Gly Ala Leu Thr Ser Gly Val His Thr Phe Pro
                165                 170                 175


Ala Val Leu Gln Ser Ser Gly Leu Tyr Ser Leu Ser Ser Val Val Thr
            180                 185                 190


Val Pro Ser Ser Ser Leu Gly Thr Gln Thr Tyr Ile Cys Asn Val Asn
        195                 200                 205


His Lys Pro Ser Asn Thr Lys Val Asp Lys Lys Val Glu Pro Lys Ser
    210                 215                 220


Cys Asp Lys Thr His Thr Cys Pro Pro Cys Pro Ala Pro Glu Leu Leu
225                 230                 235                 240


Gly Gly Pro Ser Val Phe Leu Phe Pro Pro Lys Pro Lys Asp Thr Leu
                245                 250                 255


Met Ile Ser Arg Thr Pro Glu Val Thr Cys Val Val Val Asp Val Ser
            260                 265                 270


His Glu Asp Pro Glu Val Lys Phe Asn Trp Tyr Val Asp Gly Val Glu
        275                 280                 285


Val His Asn Ala Lys Thr Lys Pro Arg Glu Glu Gln Tyr Gly Ser Thr
    290                 295                 300


Tyr Arg Val Val Ser Val Leu Thr Val Leu His Gln Asp Trp Leu Asn
305                 310                 315                 320
```

```
Gly Lys Glu Tyr Lys Cys Lys Val Ser Asn Lys Ala Leu Pro Ala Pro
                325                 330                 335

Ile Glu Lys Thr Ile Ser Lys Ala Lys Gly Gln Pro Arg Glu Pro Gln
            340                 345                 350

Val Tyr Thr Leu Pro Pro Ser Arg Asp Glu Leu Thr Lys Asn Gln Val
        355                 360                 365

Ser Leu Ser Cys Ala Val Lys Gly Phe Tyr Pro Ser Asp Ile Ala Val
    370                 375                 380

Glu Trp Glu Ser Asn Gly Gln Pro Glu Asn Asn Tyr Lys Thr Thr Pro
385                 390                 395                 400

Pro Val Leu Asp Ser Asp Gly Ser Phe Phe Leu Val Ser Lys Leu Thr
                405                 410                 415

Val Asp Lys Ser Arg Trp Gln Gln Gly Asn Val Phe Ser Cys Ser Val
            420                 425                 430

Met His Glu Ala Leu His Asn His Tyr Thr Gln Lys Ser Leu Ser Leu
        435                 440                 445

Ser Pro Gly Lys
    450
```

<210> 615
<211> 451
<212> PRT
<213> artificial

<220>
<223> Synthetic polypeptide

<400> 615

```
Glu Leu Gln Leu Gln Glu Ser Gly Pro Gly Leu Val Lys Pro Ser Glu
1               5                   10                  15

Thr Leu Ser Leu Thr Cys Thr Val Ser Gly Gly Ser Ile Thr Ser Ser
            20                  25                  30

Asn Tyr Tyr Trp Gly Trp Ile Arg Gln Pro Pro Gly Lys Gly Leu Glu
        35                  40                  45

Trp Ile Gly Ser Ile Asp Tyr Thr Gly Ser Thr Tyr Tyr Gln Pro Ser
    50                  55                  60

Leu Lys Ser Arg Val Thr Ile Ser Val Asp Thr Ser Lys Asn Gln Phe
65                  70                  75                  80
```

```
Ser Leu Lys Leu Ser Ser Val Thr Ala Ala Asp Thr Ala Val Tyr Tyr
                85                  90                  95

Cys Ala Arg Gly Asn Tyr Tyr Glu Thr Tyr Leu Gly Phe Asp Val Trp
            100                 105                 110

Gly Gln Gly Thr Leu Val Thr Val Ser Ser Ala Ser Thr Lys Gly Pro
        115                 120                 125

Ser Val Phe Pro Leu Ala Pro Ser Ser Lys Ser Thr Ser Gly Gly Thr
    130                 135                 140

Ala Ala Leu Gly Cys Leu Val Lys Asp Tyr Phe Pro Glu Pro Val Thr
145                 150                 155                 160

Val Ser Trp Asn Ser Gly Ala Leu Thr Ser Gly Val His Thr Phe Pro
                165                 170                 175

Ala Val Leu Gln Ser Ser Gly Leu Tyr Ser Leu Ser Ser Val Val Thr
            180                 185                 190

Val Pro Ser Ser Ser Leu Gly Thr Gln Thr Tyr Ile Cys Asn Val Asn
        195                 200                 205

His Lys Pro Ser Asn Thr Lys Val Asp Lys Lys Val Glu Pro Lys Ser
    210                 215                 220

Cys Asp Lys Thr His Thr Cys Pro Pro Cys Pro Ala Pro Glu Leu Leu
225                 230                 235                 240

Gly Gly Pro Ser Val Phe Leu Phe Pro Pro Lys Pro Lys Asp Thr Leu
                245                 250                 255

Tyr Ile Thr Arg Glu Pro Glu Val Thr Cys Val Val Val Asp Val Ser
            260                 265                 270

His Glu Asp Pro Glu Val Lys Phe Asn Trp Tyr Val Asp Gly Val Glu
        275                 280                 285

Val His Asn Ala Lys Thr Lys Pro Arg Glu Glu Gln Tyr Gly Ser Thr
    290                 295                 300

Tyr Arg Val Val Ser Val Leu Thr Val Leu His Gln Asp Trp Leu Asn
305                 310                 315                 320

Gly Lys Glu Tyr Lys Cys Lys Val Ser Asn Lys Ala Leu Pro Ala Pro
                325                 330                 335
```

Ile Glu Lys Thr Ile Ser Lys Ala Lys Gly Gln Pro Arg Glu Pro Gln
340 345 350

Val Tyr Thr Leu Pro Pro Ser Arg Asp Glu Leu Thr Lys Asn Gln Val
355 360 365

Ser Leu Ser Cys Ala Val Lys Gly Phe Tyr Pro Ser Asp Ile Ala Val
370 375 380

Glu Trp Glu Ser Asn Gly Gln Pro Glu Asn Asn Tyr Lys Thr Thr Pro
385 390 395 400

Pro Val Leu Asp Ser Asp Gly Ser Phe Phe Leu Val Ser Lys Leu Thr
405 410 415

Val Asp Lys Ser Arg Trp Gln Gln Gly Asn Val Phe Ser Cys Ser Val
420 425 430

Met His Glu Ala Leu His Asn His Tyr Thr Gln Lys Ser Leu Ser Leu
435 440 445

Ser Pro Gly
450

<210> 616
<211> 452
<212> PRT
<213> artificial

<220>
<223> Synthetic polypeptide

<400> 616

Glu Leu Gln Leu Gln Glu Ser Gly Pro Gly Leu Val Lys Pro Ser Glu
1 5 10 15

Thr Leu Ser Leu Thr Cys Thr Val Ser Gly Gly Ser Ile Thr Ser Ser
20 25 30

Asn Tyr Tyr Trp Gly Trp Ile Arg Gln Pro Pro Gly Lys Gly Leu Glu
35 40 45

Trp Ile Gly Ser Ile Asp Tyr Thr Gly Ser Thr Tyr Tyr Gln Pro Ser
50 55 60

Leu Lys Ser Arg Val Thr Ile Ser Val Asp Thr Ser Lys Asn Gln Phe
65 70 75 80

Ser Leu Lys Leu Ser Ser Val Thr Ala Ala Asp Thr Ala Val Tyr Tyr
85 90 95

```
Cys Ala Arg Gly Asn Tyr Tyr Glu Thr Tyr Leu Gly Phe Asp Val Trp
            100                 105                 110

Gly Gln Gly Thr Leu Val Thr Val Ser Ser Ala Ser Thr Lys Gly Pro
        115                 120                 125

Ser Val Phe Pro Leu Ala Pro Ser Ser Lys Ser Thr Ser Gly Gly Thr
    130                 135                 140

Ala Ala Leu Gly Cys Leu Val Lys Asp Tyr Phe Pro Glu Pro Val Thr
145                 150                 155                 160

Val Ser Trp Asn Ser Gly Ala Leu Thr Ser Gly Val His Thr Phe Pro
                165                 170                 175

Ala Val Leu Gln Ser Ser Gly Leu Tyr Ser Leu Ser Ser Val Val Thr
            180                 185                 190

Val Pro Ser Ser Ser Leu Gly Thr Gln Thr Tyr Ile Cys Asn Val Asn
        195                 200                 205

His Lys Pro Ser Asn Thr Lys Val Asp Lys Lys Val Glu Pro Lys Ser
    210                 215                 220

Cys Asp Lys Thr His Thr Cys Pro Pro Cys Pro Ala Pro Glu Leu Leu
225                 230                 235                 240

Gly Gly Pro Ser Val Phe Leu Phe Pro Pro Lys Pro Lys Asp Thr Leu
                245                 250                 255

Tyr Ile Thr Arg Glu Pro Glu Val Thr Cys Val Val Val Asp Val Ser
            260                 265                 270

His Glu Asp Pro Glu Val Lys Phe Asn Trp Tyr Val Asp Gly Val Glu
        275                 280                 285

Val His Asn Ala Lys Thr Lys Pro Arg Glu Glu Gln Tyr Gly Ser Thr
    290                 295                 300

Tyr Arg Val Val Ser Val Leu Thr Val Leu His Gln Asp Trp Leu Asn
305                 310                 315                 320

Gly Lys Glu Tyr Lys Cys Lys Val Ser Asn Lys Ala Leu Pro Ala Pro
                325                 330                 335

Ile Glu Lys Thr Ile Ser Lys Ala Lys Gly Gln Pro Arg Glu Pro Gln
            340                 345                 350
```

```
Val Tyr Thr Leu Pro Pro Ser Arg Asp Glu Leu Thr Lys Asn Gln Val
        355                 360                 365

Ser Leu Ser Cys Ala Val Lys Gly Phe Tyr Pro Ser Asp Ile Ala Val
    370                 375                 380

Glu Trp Glu Ser Asn Gly Gln Pro Glu Asn Asn Tyr Lys Thr Thr Pro
385                 390                 395                 400

Pro Val Leu Asp Ser Asp Gly Ser Phe Phe Leu Val Ser Lys Leu Thr
                405                 410                 415

Val Asp Lys Ser Arg Trp Gln Gln Gly Asn Val Phe Ser Cys Ser Val
            420                 425                 430

Met His Glu Ala Leu His Asn His Tyr Thr Gln Lys Ser Leu Ser Leu
        435                 440                 445

Ser Pro Gly Lys
    450
```

<210> 617
<211> 453
<212> PRT
<213> artificial

<220>
<223> Synthetic polypeptide

<400> 617

```
Glu Leu Gln Leu Gln Glu Ser Gly Pro Gly Leu Val Lys Pro Ser Glu
1               5                   10                  15

Thr Leu Ser Leu Thr Cys Thr Val Ser Gly Gly Ser Ile Ser Thr Ser
            20                  25                  30

Ser Tyr Tyr Trp Gly Trp Ile Arg Gln Pro Pro Gly Lys Gly Leu Glu
        35                  40                  45

Trp Ile Gly Ser Ile Tyr Tyr Thr Gly Asn Thr Tyr Tyr Asn Pro Ser
    50                  55                  60

Leu Lys Ser Arg Val Thr Ile Ser Val Asp Thr Ser Lys Asn Gln Phe
65                  70                  75                  80

Ser Leu Lys Leu Ser Ser Val Thr Ala Ala Asp Thr Ala Val Tyr Tyr
                85                  90                  95

Cys Ala Arg Val Arg Tyr Gly Val Gly Val Pro Arg Tyr Phe Asp Pro
            100                 105                 110
```

```
Trp Gly Gln Gly Thr Leu Val Thr Val Ser Ser Ala Ser Thr Lys Gly
        115                 120                 125

Pro Ser Val Phe Pro Leu Ala Pro Ser Ser Lys Ser Thr Ser Gly Gly
    130                 135                 140

Thr Ala Ala Leu Gly Cys Leu Val Lys Asp Tyr Phe Pro Glu Pro Val
145                 150                 155                 160

Thr Val Ser Trp Asn Ser Gly Ala Leu Thr Ser Gly Val His Thr Phe
                165                 170                 175

Pro Ala Val Leu Gln Ser Ser Gly Leu Tyr Ser Leu Ser Ser Val Val
            180                 185                 190

Thr Val Pro Ser Ser Ser Leu Gly Thr Gln Thr Tyr Ile Cys Asn Val
        195                 200                 205

Asn His Lys Pro Ser Asn Thr Lys Val Asp Lys Lys Val Glu Pro Lys
    210                 215                 220

Ser Cys Asp Lys Thr His Thr Cys Pro Pro Cys Pro Ala Pro Glu Leu
225                 230                 235                 240

Leu Gly Gly Pro Ser Val Phe Leu Phe Pro Pro Lys Pro Lys Asp Thr
                245                 250                 255

Leu Met Ile Ser Arg Thr Pro Glu Val Thr Cys Val Val Val Asp Val
            260                 265                 270

Ser His Glu Asp Pro Glu Val Lys Phe Asn Trp Tyr Val Asp Gly Val
        275                 280                 285

Glu Val His Asn Ala Lys Thr Lys Pro Arg Glu Glu Gln Tyr Gly Ser
    290                 295                 300

Thr Tyr Arg Val Val Ser Val Leu Thr Val Leu His Gln Asp Trp Leu
305                 310                 315                 320

Asn Gly Lys Glu Tyr Lys Cys Lys Val Ser Asn Lys Ala Leu Pro Ala
                325                 330                 335

Pro Ile Glu Lys Thr Ile Ser Lys Ala Lys Gly Gln Pro Arg Glu Pro
            340                 345                 350

Gln Val Tyr Thr Leu Pro Pro Ser Arg Asp Glu Leu Thr Lys Asn Gln
        355                 360                 365
```

```
Val Ser Leu Thr Cys Leu Val Lys Gly Phe Tyr Pro Ser Asp Ile Ala
    370                 375                 380

Val Glu Trp Glu Ser Asn Gly Gln Pro Glu Asn Asn Tyr Lys Thr Thr
385                 390                 395                 400

Pro Pro Val Leu Asp Ser Asp Gly Ser Phe Phe Leu Tyr Ser Lys Leu
                405                 410                 415

Thr Val Asp Lys Ser Arg Trp Gln Gln Gly Asn Val Phe Ser Cys Ser
            420                 425                 430

Val Met His Glu Ala Leu His Asn His Tyr Thr Gln Lys Ser Leu Ser
        435                 440                 445

Leu Ser Pro Gly Lys
    450
```

<210> 618
<211> 452
<212> PRT
<213> artificial

<220>
<223> Synthetic polypeptide

<400> 618

```
Glu Leu Gln Leu Gln Glu Ser Gly Pro Gly Leu Val Lys Pro Ser Glu
1               5                   10                  15

Thr Leu Ser Leu Thr Cys Thr Val Ser Gly Gly Ser Ile Ser Thr Ser
            20                  25                  30

Ser Tyr Tyr Trp Gly Trp Ile Arg Gln Pro Pro Gly Lys Gly Leu Glu
        35                  40                  45

Trp Ile Gly Ser Ile Tyr Tyr Thr Gly Asn Thr Tyr Tyr Asn Pro Ser
    50                  55                  60

Leu Lys Ser Arg Val Thr Ile Ser Val Asp Thr Ser Lys Asn Gln Phe
65                  70                  75                  80

Ser Leu Lys Leu Ser Ser Val Thr Ala Ala Asp Thr Ala Val Tyr Tyr
                85                  90                  95

Cys Ala Arg Val Arg Tyr Gly Val Gly Val Pro Arg Tyr Phe Asp Pro
            100                 105                 110

Trp Gly Gln Gly Thr Leu Val Thr Val Ser Ser Ala Ser Thr Lys Gly
        115                 120                 125
```

```
Pro Ser Val Phe Pro Leu Ala Pro Ser Ser Lys Ser Thr Ser Gly Gly
    130                 135                 140

Thr Ala Ala Leu Gly Cys Leu Val Lys Asp Tyr Phe Pro Glu Pro Val
145                 150                 155                 160

Thr Val Ser Trp Asn Ser Gly Ala Leu Thr Ser Gly Val His Thr Phe
                165                 170                 175

Pro Ala Val Leu Gln Ser Ser Gly Leu Tyr Ser Leu Ser Ser Val Val
            180                 185                 190

Thr Val Pro Ser Ser Ser Leu Gly Thr Gln Thr Tyr Ile Cys Asn Val
        195                 200                 205

Asn His Lys Pro Ser Asn Thr Lys Val Asp Lys Lys Val Glu Pro Lys
    210                 215                 220

Ser Cys Asp Lys Thr His Thr Cys Pro Pro Cys Pro Ala Pro Glu Leu
225                 230                 235                 240

Leu Gly Gly Pro Ser Val Phe Leu Phe Pro Pro Lys Pro Lys Asp Thr
                245                 250                 255

Tyr Ile Thr Arg Glu Thr Pro Glu Val Thr Cys Val Val Val Asp Val
            260                 265                 270

Ser His Glu Asp Pro Glu Val Lys Phe Asn Trp Tyr Val Asp Gly Val
        275                 280                 285

Glu Val His Asn Ala Lys Thr Lys Pro Arg Glu Glu Gln Tyr Gly Ser
    290                 295                 300

Thr Tyr Arg Val Val Ser Val Leu Thr Val Leu His Gln Asp Trp Leu
305                 310                 315                 320

Asn Gly Lys Glu Tyr Lys Cys Lys Val Ser Asn Lys Ala Leu Pro Ala
                325                 330                 335

Pro Ile Glu Lys Thr Ile Ser Lys Ala Lys Gly Gln Pro Arg Glu Pro
            340                 345                 350

Gln Val Tyr Thr Leu Pro Pro Ser Arg Asp Glu Leu Thr Lys Asn Gln
        355                 360                 365

Val Ser Leu Thr Cys Leu Val Lys Gly Phe Tyr Pro Ser Asp Ile Ala
    370                 375                 380
```

```
Val Glu Trp Glu Ser Asn Gly Gln Pro Glu Asn Asn Tyr Lys Thr Thr
385                 390                 395                 400


Pro Pro Val Leu Asp Ser Asp Gly Ser Phe Phe Leu Tyr Ser Lys Leu
                405                 410                 415


Thr Val Asp Lys Ser Arg Trp Gln Gln Gly Asn Val Phe Ser Cys Ser
            420                 425                 430


Val Met His Glu Ala Leu His Asn His Tyr Thr Gln Lys Ser Leu Ser
        435                 440                 445


Leu Ser Pro Gly
    450


<210>  619
<211>  453
<212>  PRT
<213>  artificial

<220>
<223>  Synthetic polypeptide

<400>  619

Glu Leu Gln Leu Gln Glu Ser Gly Pro Gly Leu Val Lys Pro Ser Glu
1               5                   10                  15


Thr Leu Ser Leu Thr Cys Thr Val Ser Gly Gly Ser Ile Ser Thr Ser
            20                  25                  30


Ser Tyr Tyr Trp Gly Trp Ile Arg Gln Pro Pro Gly Lys Gly Leu Glu
        35                  40                  45


Trp Ile Gly Ser Ile Tyr Tyr Thr Gly Asn Thr Tyr Tyr Asn Pro Ser
    50                  55                  60


Leu Lys Ser Arg Val Thr Ile Ser Val Asp Thr Ser Lys Asn Gln Phe
65                  70                  75                  80


Ser Leu Lys Leu Ser Ser Val Thr Ala Ala Asp Thr Ala Val Tyr Tyr
                85                  90                  95


Cys Ala Arg Val Arg Tyr Gly Val Gly Val Pro Arg Tyr Phe Asp Pro
            100                 105                 110


Trp Gly Gln Gly Thr Leu Val Thr Val Ser Ser Ala Ser Thr Lys Gly
        115                 120                 125


Pro Ser Val Phe Pro Leu Ala Pro Ser Ser Lys Ser Thr Ser Gly Gly
    130                 135                 140
```

```
Thr Ala Ala Leu Gly Cys Leu Val Lys Asp Tyr Phe Pro Glu Pro Val
145                 150                 155                 160


Thr Val Ser Trp Asn Ser Gly Ala Leu Thr Ser Gly Val His Thr Phe
                165                 170                 175


Pro Ala Val Leu Gln Ser Ser Gly Leu Tyr Ser Leu Ser Ser Val Val
            180                 185                 190


Thr Val Pro Ser Ser Ser Leu Gly Thr Gln Thr Tyr Ile Cys Asn Val
        195                 200                 205


Asn His Lys Pro Ser Asn Thr Lys Val Asp Lys Lys Val Glu Pro Lys
    210                 215                 220


Ser Cys Asp Lys Thr His Thr Cys Pro Pro Cys Pro Ala Pro Glu Leu
225                 230                 235                 240


Leu Gly Gly Pro Ser Val Phe Leu Phe Pro Pro Lys Pro Lys Asp Thr
                245                 250                 255


Tyr Ile Thr Arg Glu Thr Pro Glu Val Thr Cys Val Val Val Asp Val
            260                 265                 270


Ser His Glu Asp Pro Glu Val Lys Phe Asn Trp Tyr Val Asp Gly Val
        275                 280                 285


Glu Val His Asn Ala Lys Thr Lys Pro Arg Glu Glu Gln Tyr Gly Ser
    290                 295                 300


Thr Tyr Arg Val Val Ser Val Leu Thr Val Leu His Gln Asp Trp Leu
305                 310                 315                 320


Asn Gly Lys Glu Tyr Lys Cys Lys Val Ser Asn Lys Ala Leu Pro Ala
                325                 330                 335


Pro Ile Glu Lys Thr Ile Ser Lys Ala Lys Gly Gln Pro Arg Glu Pro
            340                 345                 350


Gln Val Tyr Thr Leu Pro Pro Ser Arg Asp Glu Leu Thr Lys Asn Gln
        355                 360                 365


Val Ser Leu Thr Cys Leu Val Lys Gly Phe Tyr Pro Ser Asp Ile Ala
    370                 375                 380


Val Glu Trp Glu Ser Asn Gly Gln Pro Glu Asn Asn Tyr Lys Thr Thr
385                 390                 395                 400
```

```
Pro Pro Val Leu Asp Ser Asp Gly Ser Phe Phe Leu Tyr Ser Lys Leu
                405                 410                 415


Thr Val Asp Lys Ser Arg Trp Gln Gln Gly Asn Val Phe Ser Cys Ser
            420                 425                 430


Val Met His Glu Ala Leu His Asn His Tyr Thr Gln Lys Ser Leu Ser
        435                 440                 445


Leu Ser Pro Gly Lys
    450


<210>  620
<211>  453
<212>  PRT
<213>  artificial

<220>
<223>  Synthetic polypeptide

<400>  620

Glu Leu Gln Leu Gln Glu Ser Gly Pro Gly Leu Val Lys Pro Ser Glu
1               5                   10                  15


Thr Leu Ser Leu Thr Cys Thr Val Ser Gly Gly Ser Ile Ser Thr Ser
            20                  25                  30


Ser Tyr Tyr Trp Gly Trp Ile Arg Gln Pro Pro Gly Lys Gly Leu Glu
        35                  40                  45


Trp Ile Gly Ser Ile Tyr Tyr Thr Gly Asn Thr Tyr Tyr Asn Pro Ser
    50                  55                  60


Leu Lys Ser Arg Val Thr Ile Ser Val Asp Thr Ser Lys Asn Gln Phe
65                  70                  75                  80


Ser Leu Lys Leu Ser Ser Val Thr Ala Ala Asp Thr Ala Val Tyr Tyr
                85                  90                  95


Cys Ala Arg Val Arg Tyr Gly Val Gly Val Pro Arg Tyr Phe Asp Pro
            100                 105                 110


Trp Gly Gln Gly Thr Leu Val Thr Val Ser Ser Ala Ser Thr Lys Gly
        115                 120                 125


Pro Ser Val Phe Pro Leu Ala Pro Ser Ser Lys Ser Thr Ser Gly Gly
    130                 135                 140


Thr Ala Ala Leu Gly Cys Leu Val Lys Asp Tyr Phe Pro Glu Pro Val
145                 150                 155                 160
```

```
Thr Val Ser Trp Asn Ser Gly Ala Leu Thr Ser Gly Val His Thr Phe
                165                 170                 175

Pro Ala Val Leu Gln Ser Ser Gly Leu Tyr Ser Leu Ser Ser Val Val
            180                 185                 190

Thr Val Pro Ser Ser Ser Leu Gly Thr Gln Thr Tyr Ile Cys Asn Val
        195                 200                 205

Asn His Lys Pro Ser Asn Thr Lys Val Asp Lys Lys Val Glu Pro Lys
    210                 215                 220

Ser Cys Asp Lys Thr His Thr Cys Pro Pro Cys Pro Ala Pro Glu Leu
225                 230                 235                 240

Leu Gly Gly Pro Ser Val Phe Leu Phe Pro Pro Lys Pro Lys Asp Thr
                245                 250                 255

Leu Met Ile Ser Arg Thr Pro Glu Val Thr Cys Val Val Val Asp Val
            260                 265                 270

Ser His Glu Asp Pro Glu Val Lys Phe Asn Trp Tyr Val Asp Gly Val
        275                 280                 285

Glu Val His Asn Ala Lys Thr Lys Pro Arg Glu Glu Gln Tyr Gly Ser
    290                 295                 300

Thr Tyr Arg Val Val Ser Val Leu Thr Val Leu His Gln Asp Trp Leu
305                 310                 315                 320

Asn Gly Lys Glu Tyr Lys Cys Lys Val Ser Asn Lys Ala Leu Pro Ala
                325                 330                 335

Pro Ile Glu Lys Thr Ile Ser Lys Ala Lys Gly Gln Pro Arg Glu Pro
            340                 345                 350

Gln Val Tyr Thr Leu Pro Pro Ser Arg Asp Glu Leu Thr Lys Asn Gln
        355                 360                 365

Val Ser Leu Trp Cys Leu Val Lys Gly Phe Tyr Pro Ser Asp Ile Ala
    370                 375                 380

Val Glu Trp Glu Ser Asn Gly Gln Pro Glu Asn Asn Tyr Lys Thr Thr
385                 390                 395                 400

Pro Pro Val Leu Asp Ser Asp Gly Ser Phe Phe Leu Tyr Ser Lys Leu
                405                 410                 415
```

```
Thr Val Asp Lys Ser Arg Trp Gln Gln Gly Asn Val Phe Ser Cys Ser
            420                 425                 430

Val Met His Glu Ala Leu His Asn His Tyr Thr Gln Lys Ser Leu Ser
        435                 440                 445

Leu Ser Pro Gly Lys
    450
```

<210> 621
<211> 452
<212> PRT
<213> artificial

<220>
<223> Synthetic polypeptide

<400> 621

```
Glu Leu Gln Leu Gln Glu Ser Gly Pro Gly Leu Val Lys Pro Ser Glu
1               5                   10                  15

Thr Leu Ser Leu Thr Cys Thr Val Ser Gly Gly Ser Ile Ser Thr Ser
            20                  25                  30

Ser Tyr Tyr Trp Gly Trp Ile Arg Gln Pro Pro Gly Lys Gly Leu Glu
        35                  40                  45

Trp Ile Gly Ser Ile Tyr Tyr Thr Gly Asn Thr Tyr Tyr Asn Pro Ser
    50                  55                  60

Leu Lys Ser Arg Val Thr Ile Ser Val Asp Thr Ser Lys Asn Gln Phe
65                  70                  75                  80

Ser Leu Lys Leu Ser Ser Val Thr Ala Ala Asp Thr Ala Val Tyr Tyr
                85                  90                  95

Cys Ala Arg Val Arg Tyr Gly Val Gly Val Pro Arg Tyr Phe Asp Pro
            100                 105                 110

Trp Gly Gln Gly Thr Leu Val Thr Val Ser Ser Ala Ser Thr Lys Gly
        115                 120                 125

Pro Ser Val Phe Pro Leu Ala Pro Ser Ser Lys Ser Thr Ser Gly Gly
    130                 135                 140

Thr Ala Ala Leu Gly Cys Leu Val Lys Asp Tyr Phe Pro Glu Pro Val
145                 150                 155                 160

Thr Val Ser Trp Asn Ser Gly Ala Leu Thr Ser Gly Val His Thr Phe
                165                 170                 175
```

```
Pro Ala Val Leu Gln Ser Ser Gly Leu Tyr Ser Leu Ser Ser Val Val
            180                 185                 190

Thr Val Pro Ser Ser Ser Leu Gly Thr Gln Thr Tyr Ile Cys Asn Val
        195                 200                 205

Asn His Lys Pro Ser Asn Thr Lys Val Asp Lys Lys Val Glu Pro Lys
    210                 215                 220

Ser Cys Asp Lys Thr His Thr Cys Pro Pro Cys Pro Ala Pro Glu Leu
225                 230                 235                 240

Leu Gly Gly Pro Ser Val Phe Leu Phe Pro Pro Lys Pro Lys Asp Thr
                245                 250                 255

Tyr Ile Thr Arg Glu Thr Pro Glu Val Thr Cys Val Val Val Asp Val
            260                 265                 270

Ser His Glu Asp Pro Glu Val Lys Phe Asn Trp Tyr Val Asp Gly Val
        275                 280                 285

Glu Val His Asn Ala Lys Thr Lys Pro Arg Glu Glu Gln Tyr Gly Ser
    290                 295                 300

Thr Tyr Arg Val Val Ser Val Leu Thr Val Leu His Gln Asp Trp Leu
305                 310                 315                 320

Asn Gly Lys Glu Tyr Lys Cys Lys Val Ser Asn Lys Ala Leu Pro Ala
                325                 330                 335

Pro Ile Glu Lys Thr Ile Ser Lys Ala Lys Gly Gln Pro Arg Glu Pro
            340                 345                 350

Gln Val Tyr Thr Leu Pro Pro Ser Arg Asp Glu Leu Thr Lys Asn Gln
        355                 360                 365

Val Ser Leu Trp Cys Leu Val Lys Gly Phe Tyr Pro Ser Asp Ile Ala
    370                 375                 380

Val Glu Trp Glu Ser Asn Gly Gln Pro Glu Asn Asn Tyr Lys Thr Thr
385                 390                 395                 400

Pro Pro Val Leu Asp Ser Asp Gly Ser Phe Phe Leu Tyr Ser Lys Leu
                405                 410                 415

Thr Val Asp Lys Ser Arg Trp Gln Gln Gly Asn Val Phe Ser Cys Ser
            420                 425                 430
```

```
Val Met His Glu Ala Leu His Asn His Tyr Thr Gln Lys Ser Leu Ser
        435                 440                 445


Leu Ser Pro Gly
    450


<210>  622
<211>  453
<212>  PRT
<213>  artificial

<220>
<223>  Synthetic polypeptide

<400>  622

Glu Leu Gln Leu Gln Glu Ser Gly Pro Gly Leu Val Lys Pro Ser Glu
1               5                   10                  15


Thr Leu Ser Leu Thr Cys Thr Val Ser Gly Gly Ser Ile Ser Thr Ser
            20                  25                  30


Ser Tyr Tyr Trp Gly Trp Ile Arg Gln Pro Pro Gly Lys Gly Leu Glu
        35                  40                  45


Trp Ile Gly Ser Ile Tyr Tyr Thr Gly Asn Thr Tyr Tyr Asn Pro Ser
    50                  55                  60


Leu Lys Ser Arg Val Thr Ile Ser Val Asp Thr Ser Lys Asn Gln Phe
65                  70                  75                  80


Ser Leu Lys Leu Ser Ser Val Thr Ala Ala Asp Thr Ala Val Tyr Tyr
                85                  90                  95


Cys Ala Arg Val Arg Tyr Gly Val Gly Val Pro Arg Tyr Phe Asp Pro
            100                 105                 110


Trp Gly Gln Gly Thr Leu Val Thr Val Ser Ser Ala Ser Thr Lys Gly
        115                 120                 125


Pro Ser Val Phe Pro Leu Ala Pro Ser Ser Lys Ser Thr Ser Gly Gly
    130                 135                 140


Thr Ala Ala Leu Gly Cys Leu Val Lys Asp Tyr Phe Pro Glu Pro Val
145                 150                 155                 160


Thr Val Ser Trp Asn Ser Gly Ala Leu Thr Ser Gly Val His Thr Phe
                165                 170                 175


Pro Ala Val Leu Gln Ser Ser Gly Leu Tyr Ser Leu Ser Ser Val Val
            180                 185                 190
```

```
Thr Val Pro Ser Ser Ser Leu Gly Thr Gln Thr Tyr Ile Cys Asn Val
        195                 200                 205

Asn His Lys Pro Ser Asn Thr Lys Val Asp Lys Lys Val Glu Pro Lys
    210                 215                 220

Ser Cys Asp Lys Thr His Thr Cys Pro Pro Cys Pro Ala Pro Glu Leu
225                 230                 235                 240

Leu Gly Gly Pro Ser Val Phe Leu Phe Pro Pro Lys Pro Lys Asp Thr
                245                 250                 255

Tyr Ile Thr Arg Glu Thr Pro Glu Val Thr Cys Val Val Val Asp Val
            260                 265                 270

Ser His Glu Asp Pro Glu Val Lys Phe Asn Trp Tyr Val Asp Gly Val
        275                 280                 285

Glu Val His Asn Ala Lys Thr Lys Pro Arg Glu Glu Gln Tyr Gly Ser
    290                 295                 300

Thr Tyr Arg Val Val Ser Val Leu Thr Val Leu His Gln Asp Trp Leu
305                 310                 315                 320

Asn Gly Lys Glu Tyr Lys Cys Lys Val Ser Asn Lys Ala Leu Pro Ala
                325                 330                 335

Pro Ile Glu Lys Thr Ile Ser Lys Ala Lys Gly Gln Pro Arg Glu Pro
            340                 345                 350

Gln Val Tyr Thr Leu Pro Pro Ser Arg Asp Glu Leu Thr Lys Asn Gln
        355                 360                 365

Val Ser Leu Trp Cys Leu Val Lys Gly Phe Tyr Pro Ser Asp Ile Ala
    370                 375                 380

Val Glu Trp Glu Ser Asn Gly Gln Pro Glu Asn Asn Tyr Lys Thr Thr
385                 390                 395                 400

Pro Pro Val Leu Asp Ser Asp Gly Ser Phe Phe Leu Tyr Ser Lys Leu
                405                 410                 415

Thr Val Asp Lys Ser Arg Trp Gln Gln Gly Asn Val Phe Ser Cys Ser
            420                 425                 430

Val Met His Glu Ala Leu His Asn His Tyr Thr Gln Lys Ser Leu Ser
        435                 440                 445
```

Leu Ser Pro Gly Lys
450

<210> 623
<211> 453
<212> PRT
<213> artificial

<220>
<223> Synthetic polypeptide

<400> 623

Glu Leu Gln Leu Gln Glu Ser Gly Pro Gly Leu Val Lys Pro Ser Glu
1 5 10 15

Thr Leu Ser Leu Thr Cys Thr Val Ser Gly Gly Ser Ile Ser Thr Ser
20 25 30

Ser Tyr Tyr Trp Gly Trp Ile Arg Gln Pro Pro Gly Lys Gly Leu Glu
35 40 45

Trp Ile Gly Ser Ile Tyr Tyr Thr Gly Asn Thr Tyr Tyr Asn Pro Ser
50 55 60

Leu Lys Ser Arg Val Thr Ile Ser Val Asp Thr Ser Lys Asn Gln Phe
65 70 75 80

Ser Leu Lys Leu Ser Ser Val Thr Ala Ala Asp Thr Ala Val Tyr Tyr
85 90 95

Cys Ala Arg Val Arg Tyr Gly Val Gly Val Pro Arg Tyr Phe Asp Pro
100 105 110

Trp Gly Gln Gly Thr Leu Val Thr Val Ser Ser Ala Ser Thr Lys Gly
115 120 125

Pro Ser Val Phe Pro Leu Ala Pro Ser Ser Lys Ser Thr Ser Gly Gly
130 135 140

Thr Ala Ala Leu Gly Cys Leu Val Lys Asp Tyr Phe Pro Glu Pro Val
145 150 155 160

Thr Val Ser Trp Asn Ser Gly Ala Leu Thr Ser Gly Val His Thr Phe
165 170 175

Pro Ala Val Leu Gln Ser Ser Gly Leu Tyr Ser Leu Ser Ser Val Val
180 185 190

Thr Val Pro Ser Ser Ser Leu Gly Thr Gln Thr Tyr Ile Cys Asn Val
195 200 205

```
Asn His Lys Pro Ser Asn Thr Lys Val Asp Lys Lys Val Glu Pro Lys
    210                 215                 220

Ser Cys Asp Lys Thr His Thr Cys Pro Pro Cys Pro Ala Pro Glu Leu
225                 230                 235                 240

Leu Gly Gly Pro Ser Val Phe Leu Phe Pro Pro Lys Pro Lys Asp Thr
                245                 250                 255

Leu Met Ile Ser Arg Thr Pro Glu Val Thr Cys Val Val Val Asp Val
            260                 265                 270

Ser His Glu Asp Pro Glu Val Lys Phe Asn Trp Tyr Val Asp Gly Val
        275                 280                 285

Glu Val His Asn Ala Lys Thr Lys Pro Arg Glu Glu Gln Tyr Gly Ser
    290                 295                 300

Thr Tyr Arg Val Val Ser Val Leu Thr Val Leu His Gln Asp Trp Leu
305                 310                 315                 320

Asn Gly Lys Glu Tyr Lys Cys Lys Val Ser Asn Lys Ala Leu Pro Ala
                325                 330                 335

Pro Ile Glu Lys Thr Ile Ser Lys Ala Lys Gly Gln Pro Arg Glu Pro
            340                 345                 350

Gln Val Tyr Thr Leu Pro Pro Ser Arg Asp Glu Leu Thr Lys Asn Gln
        355                 360                 365

Val Ser Leu Ser Cys Ala Val Lys Gly Phe Tyr Pro Ser Asp Ile Ala
    370                 375                 380

Val Glu Trp Glu Ser Asn Gly Gln Pro Glu Asn Asn Tyr Lys Thr Thr
385                 390                 395                 400

Pro Pro Val Leu Asp Ser Asp Gly Ser Phe Phe Leu Val Ser Lys Leu
                405                 410                 415

Thr Val Asp Lys Ser Arg Trp Gln Gln Gly Asn Val Phe Ser Cys Ser
            420                 425                 430

Val Met His Glu Ala Leu His Asn His Tyr Thr Gln Lys Ser Leu Ser
        435                 440                 445

Leu Ser Pro Gly Lys
    450
```

<210> 624
<211> 452
<212> PRT
<213> artificial

<220>
<223> Synthetic polypeptide

<400> 624

Glu Leu Gln Leu Gln Glu Ser Gly Pro Gly Leu Val Lys Pro Ser Glu
1 5 10 15

Thr Leu Ser Leu Thr Cys Thr Val Ser Gly Gly Ser Ile Ser Thr Ser
20 25 30

Ser Tyr Tyr Trp Gly Trp Ile Arg Gln Pro Pro Gly Lys Gly Leu Glu
35 40 45

Trp Ile Gly Ser Ile Tyr Tyr Thr Gly Asn Thr Tyr Tyr Asn Pro Ser
50 55 60

Leu Lys Ser Arg Val Thr Ile Ser Val Asp Thr Ser Lys Asn Gln Phe
65 70 75 80

Ser Leu Lys Leu Ser Ser Val Thr Ala Ala Asp Thr Ala Val Tyr Tyr
85 90 95

Cys Ala Arg Val Arg Tyr Gly Val Gly Val Pro Arg Tyr Phe Asp Pro
100 105 110

Trp Gly Gln Gly Thr Leu Val Thr Val Ser Ser Ala Ser Thr Lys Gly
115 120 125

Pro Ser Val Phe Pro Leu Ala Pro Ser Ser Lys Ser Thr Ser Gly Gly
130 135 140

Thr Ala Ala Leu Gly Cys Leu Val Lys Asp Tyr Phe Pro Glu Pro Val
145 150 155 160

Thr Val Ser Trp Asn Ser Gly Ala Leu Thr Ser Gly Val His Thr Phe
165 170 175

Pro Ala Val Leu Gln Ser Ser Gly Leu Tyr Ser Leu Ser Ser Val Val
180 185 190

Thr Val Pro Ser Ser Ser Leu Gly Thr Gln Thr Tyr Ile Cys Asn Val
195 200 205

Asn His Lys Pro Ser Asn Thr Lys Val Asp Lys Lys Val Glu Pro Lys
210 215 220

```
Ser Cys Asp Lys Thr His Thr Cys Pro Pro Cys Pro Ala Pro Glu Leu
225                 230                 235                 240


Leu Gly Gly Pro Ser Val Phe Leu Phe Pro Pro Lys Pro Lys Asp Thr
                245                 250                 255


Tyr Ile Thr Arg Glu Thr Pro Glu Val Thr Cys Val Val Val Asp Val
            260                 265                 270


Ser His Glu Asp Pro Glu Val Lys Phe Asn Trp Tyr Val Asp Gly Val
        275                 280                 285


Glu Val His Asn Ala Lys Thr Lys Pro Arg Glu Glu Gln Tyr Gly Ser
    290                 295                 300


Thr Tyr Arg Val Val Ser Val Leu Thr Val Leu His Gln Asp Trp Leu
305                 310                 315                 320


Asn Gly Lys Glu Tyr Lys Cys Lys Val Ser Asn Lys Ala Leu Pro Ala
                325                 330                 335


Pro Ile Glu Lys Thr Ile Ser Lys Ala Lys Gly Gln Pro Arg Glu Pro
            340                 345                 350


Gln Val Tyr Thr Leu Pro Pro Ser Arg Asp Glu Leu Thr Lys Asn Gln
        355                 360                 365


Val Ser Leu Ser Cys Ala Val Lys Gly Phe Tyr Pro Ser Asp Ile Ala
    370                 375                 380


Val Glu Trp Glu Ser Asn Gly Gln Pro Glu Asn Asn Tyr Lys Thr Thr
385                 390                 395                 400


Pro Pro Val Leu Asp Ser Asp Gly Ser Phe Phe Leu Val Ser Lys Leu
                405                 410                 415


Thr Val Asp Lys Ser Arg Trp Gln Gln Gly Asn Val Phe Ser Cys Ser
            420                 425                 430


Val Met His Glu Ala Leu His Asn His Tyr Thr Gln Lys Ser Leu Ser
        435                 440                 445


Leu Ser Pro Gly
    450
```

<210> 625
<211> 453
<212> PRT

<213> artificial

<220>
<223> Synthetic polypeptide

<400> 625

```
Glu Leu Gln Leu Gln Glu Ser Gly Pro Gly Leu Val Lys Pro Ser Glu
1               5                   10                  15


Thr Leu Ser Leu Thr Cys Thr Val Ser Gly Gly Ser Ile Ser Thr Ser
            20                  25                  30


Ser Tyr Tyr Trp Gly Trp Ile Arg Gln Pro Pro Gly Lys Gly Leu Glu
        35                  40                  45


Trp Ile Gly Ser Ile Tyr Tyr Thr Gly Asn Thr Tyr Tyr Asn Pro Ser
    50                  55                  60


Leu Lys Ser Arg Val Thr Ile Ser Val Asp Thr Ser Lys Asn Gln Phe
65                  70                  75                  80


Ser Leu Lys Leu Ser Ser Val Thr Ala Ala Asp Thr Ala Val Tyr Tyr
                85                  90                  95


Cys Ala Arg Val Arg Tyr Gly Val Gly Val Pro Arg Tyr Phe Asp Pro
            100                 105                 110


Trp Gly Gln Gly Thr Leu Val Thr Val Ser Ser Ala Ser Thr Lys Gly
        115                 120                 125


Pro Ser Val Phe Pro Leu Ala Pro Ser Ser Lys Ser Thr Ser Gly Gly
    130                 135                 140


Thr Ala Ala Leu Gly Cys Leu Val Lys Asp Tyr Phe Pro Glu Pro Val
145                 150                 155                 160


Thr Val Ser Trp Asn Ser Gly Ala Leu Thr Ser Gly Val His Thr Phe
                165                 170                 175


Pro Ala Val Leu Gln Ser Ser Gly Leu Tyr Ser Leu Ser Ser Val Val
            180                 185                 190


Thr Val Pro Ser Ser Ser Leu Gly Thr Gln Thr Tyr Ile Cys Asn Val
        195                 200                 205


Asn His Lys Pro Ser Asn Thr Lys Val Asp Lys Lys Val Glu Pro Lys
    210                 215                 220


Ser Cys Asp Lys Thr His Thr Cys Pro Pro Cys Pro Ala Pro Glu Leu
225                 230                 235                 240
```

```
Leu Gly Gly Pro Ser Val Phe Leu Phe Pro Pro Lys Pro Lys Asp Thr
                245                 250                 255

Tyr Ile Thr Arg Glu Thr Pro Glu Val Thr Cys Val Val Val Asp Val
            260                 265                 270

Ser His Glu Asp Pro Glu Val Lys Phe Asn Trp Tyr Val Asp Gly Val
        275                 280                 285

Glu Val His Asn Ala Lys Thr Lys Pro Arg Glu Glu Gln Tyr Gly Ser
    290                 295                 300

Thr Tyr Arg Val Val Ser Val Leu Thr Val Leu His Gln Asp Trp Leu
305                 310                 315                 320

Asn Gly Lys Glu Tyr Lys Cys Lys Val Ser Asn Lys Ala Leu Pro Ala
                325                 330                 335

Pro Ile Glu Lys Thr Ile Ser Lys Ala Lys Gly Gln Pro Arg Glu Pro
            340                 345                 350

Gln Val Tyr Thr Leu Pro Pro Ser Arg Asp Glu Leu Thr Lys Asn Gln
        355                 360                 365

Val Ser Leu Ser Cys Ala Val Lys Gly Phe Tyr Pro Ser Asp Ile Ala
    370                 375                 380

Val Glu Trp Glu Ser Asn Gly Gln Pro Glu Asn Asn Tyr Lys Thr Thr
385                 390                 395                 400

Pro Pro Val Leu Asp Ser Asp Gly Ser Phe Phe Leu Val Ser Lys Leu
                405                 410                 415

Thr Val Asp Lys Ser Arg Trp Gln Gln Gly Asn Val Phe Ser Cys Ser
            420                 425                 430

Val Met His Glu Ala Leu His Asn His Tyr Thr Gln Lys Ser Leu Ser
        435                 440                 445

Leu Ser Pro Gly Lys
    450
```

<210> 626
<211> 453
<212> PRT
<213> artificial

<220>
<223> Synthetic polypeptide

<400> 626

```
Glu Leu Gln Leu Gln Glu Ser Gly Pro Gly Leu Val Lys Pro Ser Glu
1               5                   10                  15


Thr Leu Ser Leu Thr Cys Thr Val Ser Gly Gly Ser Ile Ser Asp Ser
            20                  25                  30


Ser Tyr Tyr Trp Gly Trp Ile Arg Gln Pro Pro Gly Lys Gly Leu Glu
        35                  40                  45


Trp Ile Gly Ser Ile Tyr Tyr Thr Gly Asn Thr Tyr Tyr Asn Ser Ser
    50                  55                  60


Leu Lys Ser Arg Val Thr Ile Ser Val Asp Thr Ser Lys Asn Gln Phe
65                  70                  75                  80


Ser Leu Lys Leu Ser Ser Val Thr Ala Ala Asp Thr Ala Val Tyr Tyr
                85                  90                  95


Cys Ala Arg Val Arg Tyr Gly Val Gly Val Pro Arg Tyr Phe Asp Pro
            100                 105                 110


Trp Gly Gln Gly Thr Leu Val Thr Val Ser Ser Ala Ser Thr Lys Gly
        115                 120                 125


Pro Ser Val Phe Pro Leu Ala Pro Ser Ser Lys Ser Thr Ser Gly Gly
    130                 135                 140


Thr Ala Ala Leu Gly Cys Leu Val Lys Asp Tyr Phe Pro Glu Pro Val
145                 150                 155                 160


Thr Val Ser Trp Asn Ser Gly Ala Leu Thr Ser Gly Val His Thr Phe
                165                 170                 175


Pro Ala Val Leu Gln Ser Ser Gly Leu Tyr Ser Leu Ser Ser Val Val
            180                 185                 190


Thr Val Pro Ser Ser Ser Leu Gly Thr Gln Thr Tyr Ile Cys Asn Val
        195                 200                 205


Asn His Lys Pro Ser Asn Thr Lys Val Asp Lys Lys Val Glu Pro Lys
    210                 215                 220


Ser Cys Asp Lys Thr His Thr Cys Pro Pro Cys Pro Ala Pro Glu Leu
225                 230                 235                 240


Leu Gly Gly Pro Ser Val Phe Leu Phe Pro Pro Lys Pro Lys Asp Thr
                245                 250                 255
```

```
Leu Met Ile Ser Arg Thr Pro Glu Val Thr Cys Val Val Val Asp Val
            260                 265                 270

Ser His Glu Asp Pro Glu Val Lys Phe Asn Trp Tyr Val Asp Gly Val
        275                 280                 285

Glu Val His Asn Ala Lys Thr Lys Pro Arg Glu Glu Gln Tyr Gly Ser
    290                 295                 300

Thr Tyr Arg Val Val Ser Val Leu Thr Val Leu His Gln Asp Trp Leu
305                 310                 315                 320

Asn Gly Lys Glu Tyr Lys Cys Lys Val Ser Asn Lys Ala Leu Pro Ala
                325                 330                 335

Pro Ile Glu Lys Thr Ile Ser Lys Ala Lys Gly Gln Pro Arg Glu Pro
            340                 345                 350

Gln Val Tyr Thr Leu Pro Pro Ser Arg Asp Glu Leu Thr Lys Asn Gln
        355                 360                 365

Val Ser Leu Thr Cys Leu Val Lys Gly Phe Tyr Pro Ser Asp Ile Ala
    370                 375                 380

Val Glu Trp Glu Ser Asn Gly Gln Pro Glu Asn Asn Tyr Lys Thr Thr
385                 390                 395                 400

Pro Pro Val Leu Asp Ser Asp Gly Ser Phe Phe Leu Tyr Ser Lys Leu
                405                 410                 415

Thr Val Asp Lys Ser Arg Trp Gln Gln Gly Asn Val Phe Ser Cys Ser
            420                 425                 430

Val Met His Glu Ala Leu His Asn His Tyr Thr Gln Lys Ser Leu Ser
        435                 440                 445

Leu Ser Pro Gly Lys
    450


<210>  627
<211>  452
<212>  PRT
<213>  artificial

<220>
<223>  Synthetic polypeptide

<400>  627

Glu Leu Gln Leu Gln Glu Ser Gly Pro Gly Leu Val Lys Pro Ser Glu
```

```
1               5                   10                  15

Thr Leu Ser Leu Thr Cys Thr Val Ser Gly Gly Ser Ile Ser Asp Ser
            20                  25                  30

Ser Tyr Tyr Trp Gly Trp Ile Arg Gln Pro Pro Gly Lys Gly Leu Glu
        35                  40                  45

Trp Ile Gly Ser Ile Tyr Tyr Thr Gly Asn Thr Tyr Tyr Asn Ser Ser
    50                  55                  60

Leu Lys Ser Arg Val Thr Ile Ser Val Asp Thr Ser Lys Asn Gln Phe
65                  70                  75                  80

Ser Leu Lys Leu Ser Ser Val Thr Ala Ala Asp Thr Ala Val Tyr Tyr
                85                  90                  95

Cys Ala Arg Val Arg Tyr Gly Val Gly Val Pro Arg Tyr Phe Asp Pro
            100                 105                 110

Trp Gly Gln Gly Thr Leu Val Thr Val Ser Ser Ala Ser Thr Lys Gly
        115                 120                 125

Pro Ser Val Phe Pro Leu Ala Pro Ser Ser Lys Ser Thr Ser Gly Gly
    130                 135                 140

Thr Ala Ala Leu Gly Cys Leu Val Lys Asp Tyr Phe Pro Glu Pro Val
145                 150                 155                 160

Thr Val Ser Trp Asn Ser Gly Ala Leu Thr Ser Gly Val His Thr Phe
                165                 170                 175

Pro Ala Val Leu Gln Ser Ser Gly Leu Tyr Ser Leu Ser Ser Val Val
            180                 185                 190

Thr Val Pro Ser Ser Ser Leu Gly Thr Gln Thr Tyr Ile Cys Asn Val
        195                 200                 205

Asn His Lys Pro Ser Asn Thr Lys Val Asp Lys Lys Val Glu Pro Lys
    210                 215                 220

Ser Cys Asp Lys Thr His Thr Cys Pro Pro Cys Pro Ala Pro Glu Leu
225                 230                 235                 240

Leu Gly Gly Pro Ser Val Phe Leu Phe Pro Pro Lys Pro Lys Asp Thr
                245                 250                 255

Tyr Ile Thr Arg Glu Thr Pro Glu Val Thr Cys Val Val Val Asp Val
            260                 265                 270
```

```
Ser His Glu Asp Pro Glu Val Lys Phe Asn Trp Tyr Val Asp Gly Val
        275                 280                 285


Glu Val His Asn Ala Lys Thr Lys Pro Arg Glu Glu Gln Tyr Gly Ser
    290                 295                 300


Thr Tyr Arg Val Val Ser Val Leu Thr Val Leu His Gln Asp Trp Leu
305                 310                 315                 320


Asn Gly Lys Glu Tyr Lys Cys Lys Val Ser Asn Lys Ala Leu Pro Ala
                325                 330                 335


Pro Ile Glu Lys Thr Ile Ser Lys Ala Lys Gly Gln Pro Arg Glu Pro
            340                 345                 350


Gln Val Tyr Thr Leu Pro Pro Ser Arg Asp Glu Leu Thr Lys Asn Gln
        355                 360                 365


Val Ser Leu Thr Cys Leu Val Lys Gly Phe Tyr Pro Ser Asp Ile Ala
    370                 375                 380


Val Glu Trp Glu Ser Asn Gly Gln Pro Glu Asn Asn Tyr Lys Thr Thr
385                 390                 395                 400


Pro Pro Val Leu Asp Ser Asp Gly Ser Phe Phe Leu Tyr Ser Lys Leu
                405                 410                 415


Thr Val Asp Lys Ser Arg Trp Gln Gln Gly Asn Val Phe Ser Cys Ser
            420                 425                 430


Val Met His Glu Ala Leu His Asn His Tyr Thr Gln Lys Ser Leu Ser
        435                 440                 445


Leu Ser Pro Gly
    450


<210>  628
<211>  453
<212>  PRT
<213>  artificial

<220>
<223>  Synthetic polypeptide

<400>  628

Glu Leu Gln Leu Gln Glu Ser Gly Pro Gly Leu Val Lys Pro Ser Glu
1               5                   10                  15


Thr Leu Ser Leu Thr Cys Thr Val Ser Gly Gly Ser Ile Ser Asp Ser
```

```
            20                  25                  30

Ser Tyr Tyr Trp Gly Trp Ile Arg Gln Pro Pro Gly Lys Gly Leu Glu
        35                  40                  45

Trp Ile Gly Ser Ile Tyr Tyr Thr Gly Asn Thr Tyr Tyr Asn Ser Ser
    50                  55                  60

Leu Lys Ser Arg Val Thr Ile Ser Val Asp Thr Ser Lys Asn Gln Phe
65                  70                  75                  80

Ser Leu Lys Leu Ser Ser Val Thr Ala Ala Asp Thr Ala Val Tyr Tyr
                85                  90                  95

Cys Ala Arg Val Arg Tyr Gly Val Gly Val Pro Arg Tyr Phe Asp Pro
            100                 105                 110

Trp Gly Gln Gly Thr Leu Val Thr Val Ser Ser Ala Ser Thr Lys Gly
        115                 120                 125

Pro Ser Val Phe Pro Leu Ala Pro Ser Ser Lys Ser Thr Ser Gly Gly
    130                 135                 140

Thr Ala Ala Leu Gly Cys Leu Val Lys Asp Tyr Phe Pro Glu Pro Val
145                 150                 155                 160

Thr Val Ser Trp Asn Ser Gly Ala Leu Thr Ser Gly Val His Thr Phe
                165                 170                 175

Pro Ala Val Leu Gln Ser Ser Gly Leu Tyr Ser Leu Ser Ser Val Val
            180                 185                 190

Thr Val Pro Ser Ser Ser Leu Gly Thr Gln Thr Tyr Ile Cys Asn Val
        195                 200                 205

Asn His Lys Pro Ser Asn Thr Lys Val Asp Lys Lys Val Glu Pro Lys
    210                 215                 220

Ser Cys Asp Lys Thr His Thr Cys Pro Pro Cys Pro Ala Pro Glu Leu
225                 230                 235                 240

Leu Gly Gly Pro Ser Val Phe Leu Phe Pro Pro Lys Pro Lys Asp Thr
                245                 250                 255

Tyr Ile Thr Arg Glu Thr Pro Glu Val Thr Cys Val Val Val Asp Val
            260                 265                 270

Ser His Glu Asp Pro Glu Val Lys Phe Asn Trp Tyr Val Asp Gly Val
        275                 280                 285
```

```
Glu Val His Asn Ala Lys Thr Lys Pro Arg Glu Glu Gln Tyr Gly Ser
    290                 295                 300

Thr Tyr Arg Val Val Ser Val Leu Thr Val Leu His Gln Asp Trp Leu
305                 310                 315                 320

Asn Gly Lys Glu Tyr Lys Cys Lys Val Ser Asn Lys Ala Leu Pro Ala
                325                 330                 335

Pro Ile Glu Lys Thr Ile Ser Lys Ala Lys Gly Gln Pro Arg Glu Pro
            340                 345                 350

Gln Val Tyr Thr Leu Pro Pro Ser Arg Asp Glu Leu Thr Lys Asn Gln
        355                 360                 365

Val Ser Leu Thr Cys Leu Val Lys Gly Phe Tyr Pro Ser Asp Ile Ala
    370                 375                 380

Val Glu Trp Glu Ser Asn Gly Gln Pro Glu Asn Asn Tyr Lys Thr Thr
385                 390                 395                 400

Pro Pro Val Leu Asp Ser Asp Gly Ser Phe Phe Leu Tyr Ser Lys Leu
                405                 410                 415

Thr Val Asp Lys Ser Arg Trp Gln Gln Gly Asn Val Phe Ser Cys Ser
            420                 425                 430

Val Met His Glu Ala Leu His Asn His Tyr Thr Gln Lys Ser Leu Ser
        435                 440                 445

Leu Ser Pro Gly Lys
    450


<210>  629
<211>  453
<212>  PRT
<213>  artificial

<220>
<223>  Synthetic polypeptide

<400>  629

Glu Leu Gln Leu Gln Glu Ser Gly Pro Gly Leu Val Lys Pro Ser Glu
1               5                   10                  15

Thr Leu Ser Leu Thr Cys Thr Val Ser Gly Gly Ser Ile Ser Asp Ser
            20                  25                  30

Ser Tyr Tyr Trp Gly Trp Ile Arg Gln Pro Pro Gly Lys Gly Leu Glu
```

```
        35                  40                  45

Trp Ile Gly Ser Ile Tyr Tyr Thr Gly Asn Thr Tyr Tyr Asn Ser Ser
    50                  55                  60

Leu Lys Ser Arg Val Thr Ile Ser Val Asp Thr Ser Lys Asn Gln Phe
65                  70                  75                  80

Ser Leu Lys Leu Ser Ser Val Thr Ala Ala Asp Thr Ala Val Tyr Tyr
                85                  90                  95

Cys Ala Arg Val Arg Tyr Gly Val Gly Val Pro Arg Tyr Phe Asp Pro
            100                 105                 110

Trp Gly Gln Gly Thr Leu Val Thr Val Ser Ser Ala Ser Thr Lys Gly
        115                 120                 125

Pro Ser Val Phe Pro Leu Ala Pro Ser Ser Lys Ser Thr Ser Gly Gly
    130                 135                 140

Thr Ala Ala Leu Gly Cys Leu Val Lys Asp Tyr Phe Pro Glu Pro Val
145                 150                 155                 160

Thr Val Ser Trp Asn Ser Gly Ala Leu Thr Ser Gly Val His Thr Phe
                165                 170                 175

Pro Ala Val Leu Gln Ser Ser Gly Leu Tyr Ser Leu Ser Ser Val Val
            180                 185                 190

Thr Val Pro Ser Ser Ser Leu Gly Thr Gln Thr Tyr Ile Cys Asn Val
        195                 200                 205

Asn His Lys Pro Ser Asn Thr Lys Val Asp Lys Lys Val Glu Pro Lys
    210                 215                 220

Ser Cys Asp Lys Thr His Thr Cys Pro Pro Cys Pro Ala Pro Glu Leu
225                 230                 235                 240

Leu Gly Gly Pro Ser Val Phe Leu Phe Pro Pro Lys Pro Lys Asp Thr
                245                 250                 255

Leu Met Ile Ser Arg Thr Pro Glu Val Thr Cys Val Val Val Asp Val
            260                 265                 270

Ser His Glu Asp Pro Glu Val Lys Phe Asn Trp Tyr Val Asp Gly Val
        275                 280                 285

Glu Val His Asn Ala Lys Thr Lys Pro Arg Glu Glu Gln Tyr Gly Ser
    290                 295                 300
```

```
Thr Tyr Arg Val Val Ser Val Leu Thr Val Leu His Gln Asp Trp Leu
305                 310                 315                 320


Asn Gly Lys Glu Tyr Lys Cys Lys Val Ser Asn Lys Ala Leu Pro Ala
                325                 330                 335


Pro Ile Glu Lys Thr Ile Ser Lys Ala Lys Gly Gln Pro Arg Glu Pro
            340                 345                 350


Gln Val Tyr Thr Leu Pro Pro Ser Arg Asp Glu Leu Thr Lys Asn Gln
        355                 360                 365


Val Ser Leu Trp Cys Leu Val Lys Gly Phe Tyr Pro Ser Asp Ile Ala
    370                 375                 380


Val Glu Trp Glu Ser Asn Gly Gln Pro Glu Asn Asn Tyr Lys Thr Thr
385                 390                 395                 400


Pro Pro Val Leu Asp Ser Asp Gly Ser Phe Phe Leu Tyr Ser Lys Leu
                405                 410                 415


Thr Val Asp Lys Ser Arg Trp Gln Gln Gly Asn Val Phe Ser Cys Ser
            420                 425                 430


Val Met His Glu Ala Leu His Asn His Tyr Thr Gln Lys Ser Leu Ser
        435                 440                 445


Leu Ser Pro Gly Lys
    450


<210>  630
<211>  452
<212>  PRT
<213>  artificial

<220>
<223>  Synthetic polypeptide

<400>  630

Glu Leu Gln Leu Gln Glu Ser Gly Pro Gly Leu Val Lys Pro Ser Glu
1               5                   10                  15


Thr Leu Ser Leu Thr Cys Thr Val Ser Gly Gly Ser Ile Ser Asp Ser
            20                  25                  30


Ser Tyr Tyr Trp Gly Trp Ile Arg Gln Pro Pro Gly Lys Gly Leu Glu
        35                  40                  45


Trp Ile Gly Ser Ile Tyr Tyr Thr Gly Asn Thr Tyr Tyr Asn Ser Ser
```

```
    50                  55                  60

Leu Lys Ser Arg Val Thr Ile Ser Val Asp Thr Ser Lys Asn Gln Phe
65                  70                  75                  80

Ser Leu Lys Leu Ser Ser Val Thr Ala Ala Asp Thr Ala Val Tyr Tyr
                85                  90                  95

Cys Ala Arg Val Arg Tyr Gly Val Gly Val Pro Arg Tyr Phe Asp Pro
            100                 105                 110

Trp Gly Gln Gly Thr Leu Val Thr Val Ser Ser Ala Ser Thr Lys Gly
        115                 120                 125

Pro Ser Val Phe Pro Leu Ala Pro Ser Ser Lys Ser Thr Ser Gly Gly
    130                 135                 140

Thr Ala Ala Leu Gly Cys Leu Val Lys Asp Tyr Phe Pro Glu Pro Val
145                 150                 155                 160

Thr Val Ser Trp Asn Ser Gly Ala Leu Thr Ser Gly Val His Thr Phe
                165                 170                 175

Pro Ala Val Leu Gln Ser Ser Gly Leu Tyr Ser Leu Ser Ser Val Val
            180                 185                 190

Thr Val Pro Ser Ser Ser Leu Gly Thr Gln Thr Tyr Ile Cys Asn Val
        195                 200                 205

Asn His Lys Pro Ser Asn Thr Lys Val Asp Lys Lys Val Glu Pro Lys
    210                 215                 220

Ser Cys Asp Lys Thr His Thr Cys Pro Pro Cys Pro Ala Pro Glu Leu
225                 230                 235                 240

Leu Gly Gly Pro Ser Val Phe Leu Phe Pro Pro Lys Pro Lys Asp Thr
                245                 250                 255

Tyr Ile Thr Arg Glu Thr Pro Glu Val Thr Cys Val Val Val Asp Val
            260                 265                 270

Ser His Glu Asp Pro Glu Val Lys Phe Asn Trp Tyr Val Asp Gly Val
        275                 280                 285

Glu Val His Asn Ala Lys Thr Lys Pro Arg Glu Glu Gln Tyr Gly Ser
    290                 295                 300

Thr Tyr Arg Val Val Ser Val Leu Thr Val Leu His Gln Asp Trp Leu
305                 310                 315                 320
```

```
Asn Gly Lys Glu Tyr Lys Cys Lys Val Ser Asn Lys Ala Leu Pro Ala
                325                 330                 335

Pro Ile Glu Lys Thr Ile Ser Lys Ala Lys Gly Gln Pro Arg Glu Pro
            340                 345                 350

Gln Val Tyr Thr Leu Pro Pro Ser Arg Asp Glu Leu Thr Lys Asn Gln
        355                 360                 365

Val Ser Leu Trp Cys Leu Val Lys Gly Phe Tyr Pro Ser Asp Ile Ala
    370                 375                 380

Val Glu Trp Glu Ser Asn Gly Gln Pro Glu Asn Asn Tyr Lys Thr Thr
385                 390                 395                 400

Pro Pro Val Leu Asp Ser Asp Gly Ser Phe Phe Leu Tyr Ser Lys Leu
                405                 410                 415

Thr Val Asp Lys Ser Arg Trp Gln Gln Gly Asn Val Phe Ser Cys Ser
            420                 425                 430

Val Met His Glu Ala Leu His Asn His Tyr Thr Gln Lys Ser Leu Ser
        435                 440                 445

Leu Ser Pro Gly
    450
```

<210> 631
<211> 453
<212> PRT
<213> artificial

<220>
<223> Synthetic polypeptide

<400> 631

```
Glu Leu Gln Leu Gln Glu Ser Gly Pro Gly Leu Val Lys Pro Ser Glu
1               5                   10                  15

Thr Leu Ser Leu Thr Cys Thr Val Ser Gly Gly Ser Ile Ser Asp Ser
            20                  25                  30

Ser Tyr Tyr Trp Gly Trp Ile Arg Gln Pro Pro Gly Lys Gly Leu Glu
        35                  40                  45

Trp Ile Gly Ser Ile Tyr Tyr Thr Gly Asn Thr Tyr Tyr Asn Ser Ser
    50                  55                  60

Leu Lys Ser Arg Val Thr Ile Ser Val Asp Thr Ser Lys Asn Gln Phe
```

```
65                  70                  75                  80

Ser Leu Lys Leu Ser Ser Val Thr Ala Ala Asp Thr Ala Val Tyr Tyr
                85                  90                  95

Cys Ala Arg Val Arg Tyr Gly Val Gly Val Pro Arg Tyr Phe Asp Pro
            100                 105                 110

Trp Gly Gln Gly Thr Leu Val Thr Val Ser Ser Ala Ser Thr Lys Gly
        115                 120                 125

Pro Ser Val Phe Pro Leu Ala Pro Ser Ser Lys Ser Thr Ser Gly Gly
    130                 135                 140

Thr Ala Ala Leu Gly Cys Leu Val Lys Asp Tyr Phe Pro Glu Pro Val
145                 150                 155                 160

Thr Val Ser Trp Asn Ser Gly Ala Leu Thr Ser Gly Val His Thr Phe
                165                 170                 175

Pro Ala Val Leu Gln Ser Ser Gly Leu Tyr Ser Leu Ser Ser Val Val
            180                 185                 190

Thr Val Pro Ser Ser Ser Leu Gly Thr Gln Thr Tyr Ile Cys Asn Val
        195                 200                 205

Asn His Lys Pro Ser Asn Thr Lys Val Asp Lys Lys Val Glu Pro Lys
    210                 215                 220

Ser Cys Asp Lys Thr His Thr Cys Pro Pro Cys Pro Ala Pro Glu Leu
225                 230                 235                 240

Leu Gly Gly Pro Ser Val Phe Leu Phe Pro Pro Lys Pro Lys Asp Thr
                245                 250                 255

Tyr Ile Thr Arg Glu Thr Pro Glu Val Thr Cys Val Val Val Asp Val
            260                 265                 270

Ser His Glu Asp Pro Glu Val Lys Phe Asn Trp Tyr Val Asp Gly Val
        275                 280                 285

Glu Val His Asn Ala Lys Thr Lys Pro Arg Glu Glu Gln Tyr Gly Ser
    290                 295                 300

Thr Tyr Arg Val Val Ser Val Leu Thr Val Leu His Gln Asp Trp Leu
305                 310                 315                 320

Asn Gly Lys Glu Tyr Lys Cys Lys Val Ser Asn Lys Ala Leu Pro Ala
                325                 330                 335
```

```
Pro Ile Glu Lys Thr Ile Ser Lys Ala Lys Gly Gln Pro Arg Glu Pro
            340                 345                 350

Gln Val Tyr Thr Leu Pro Pro Ser Arg Asp Glu Leu Thr Lys Asn Gln
        355                 360                 365

Val Ser Leu Trp Cys Leu Val Lys Gly Phe Tyr Pro Ser Asp Ile Ala
    370                 375                 380

Val Glu Trp Glu Ser Asn Gly Gln Pro Glu Asn Asn Tyr Lys Thr Thr
385                 390                 395                 400

Pro Pro Val Leu Asp Ser Asp Gly Ser Phe Phe Leu Tyr Ser Lys Leu
                405                 410                 415

Thr Val Asp Lys Ser Arg Trp Gln Gln Gly Asn Val Phe Ser Cys Ser
            420                 425                 430

Val Met His Glu Ala Leu His Asn His Tyr Thr Gln Lys Ser Leu Ser
        435                 440                 445

Leu Ser Pro Gly Lys
    450


<210>  632
<211>  453
<212>  PRT
<213>  artificial

<220>
<223>  Synthetic polypeptide

<400>  632

Glu Leu Gln Leu Gln Glu Ser Gly Pro Gly Leu Val Lys Pro Ser Glu
1               5                   10                  15

Thr Leu Ser Leu Thr Cys Thr Val Ser Gly Gly Ser Ile Ser Asp Ser
            20                  25                  30

Ser Tyr Tyr Trp Gly Trp Ile Arg Gln Pro Pro Gly Lys Gly Leu Glu
        35                  40                  45

Trp Ile Gly Ser Ile Tyr Tyr Thr Gly Asn Thr Tyr Tyr Asn Ser Ser
    50                  55                  60

Leu Lys Ser Arg Val Thr Ile Ser Val Asp Thr Ser Lys Asn Gln Phe
65                  70                  75                  80

Ser Leu Lys Leu Ser Ser Val Thr Ala Ala Asp Thr Ala Val Tyr Tyr
```

```
                85                  90                  95

Cys Ala Arg Val Arg Tyr Gly Val Gly Val Pro Arg Tyr Phe Asp Pro
            100                 105                 110

Trp Gly Gln Gly Thr Leu Val Thr Val Ser Ser Ala Ser Thr Lys Gly
        115                 120                 125

Pro Ser Val Phe Pro Leu Ala Pro Ser Ser Lys Ser Thr Ser Gly Gly
    130                 135                 140

Thr Ala Ala Leu Gly Cys Leu Val Lys Asp Tyr Phe Pro Glu Pro Val
145                 150                 155                 160

Thr Val Ser Trp Asn Ser Gly Ala Leu Thr Ser Gly Val His Thr Phe
                165                 170                 175

Pro Ala Val Leu Gln Ser Ser Gly Leu Tyr Ser Leu Ser Ser Val Val
            180                 185                 190

Thr Val Pro Ser Ser Ser Leu Gly Thr Gln Thr Tyr Ile Cys Asn Val
        195                 200                 205

Asn His Lys Pro Ser Asn Thr Lys Val Asp Lys Lys Val Glu Pro Lys
    210                 215                 220

Ser Cys Asp Lys Thr His Thr Cys Pro Pro Cys Pro Ala Pro Glu Leu
225                 230                 235                 240

Leu Gly Gly Pro Ser Val Phe Leu Phe Pro Pro Lys Pro Lys Asp Thr
                245                 250                 255

Leu Met Ile Ser Arg Thr Pro Glu Val Thr Cys Val Val Val Asp Val
            260                 265                 270

Ser His Glu Asp Pro Glu Val Lys Phe Asn Trp Tyr Val Asp Gly Val
        275                 280                 285

Glu Val His Asn Ala Lys Thr Lys Pro Arg Glu Glu Gln Tyr Gly Ser
    290                 295                 300

Thr Tyr Arg Val Val Ser Val Leu Thr Val Leu His Gln Asp Trp Leu
305                 310                 315                 320

Asn Gly Lys Glu Tyr Lys Cys Lys Val Ser Asn Lys Ala Leu Pro Ala
                325                 330                 335

Pro Ile Glu Lys Thr Ile Ser Lys Ala Lys Gly Gln Pro Arg Glu Pro
            340                 345                 350
```

```
Gln Val Tyr Thr Leu Pro Pro Ser Arg Asp Glu Leu Thr Lys Asn Gln
        355                 360                 365

Val Ser Leu Ser Cys Ala Val Lys Gly Phe Tyr Pro Ser Asp Ile Ala
    370                 375                 380

Val Glu Trp Glu Ser Asn Gly Gln Pro Glu Asn Asn Tyr Lys Thr Thr
385                 390                 395                 400

Pro Pro Val Leu Asp Ser Asp Gly Ser Phe Phe Leu Val Ser Lys Leu
                405                 410                 415

Thr Val Asp Lys Ser Arg Trp Gln Gln Gly Asn Val Phe Ser Cys Ser
            420                 425                 430

Val Met His Glu Ala Leu His Asn His Tyr Thr Gln Lys Ser Leu Ser
        435                 440                 445

Leu Ser Pro Gly Lys
    450
```

<210> 633
<211> 452
<212> PRT
<213> artificial

<220>
<223> Synthetic polypeptide

<400> 633

```
Glu Leu Gln Leu Gln Glu Ser Gly Pro Gly Leu Val Lys Pro Ser Glu
1               5                   10                  15

Thr Leu Ser Leu Thr Cys Thr Val Ser Gly Gly Ser Ile Ser Asp Ser
            20                  25                  30

Ser Tyr Tyr Trp Gly Trp Ile Arg Gln Pro Pro Gly Lys Gly Leu Glu
        35                  40                  45

Trp Ile Gly Ser Ile Tyr Tyr Thr Gly Asn Thr Tyr Tyr Asn Ser Ser
    50                  55                  60

Leu Lys Ser Arg Val Thr Ile Ser Val Asp Thr Ser Lys Asn Gln Phe
65                  70                  75                  80

Ser Leu Lys Leu Ser Ser Val Thr Ala Ala Asp Thr Ala Val Tyr Tyr
                85                  90                  95

Cys Ala Arg Val Arg Tyr Gly Val Gly Val Pro Arg Tyr Phe Asp Pro
```

```
            100                 105                 110

Trp Gly Gln Gly Thr Leu Val Thr Val Ser Ser Ala Ser Thr Lys Gly
        115                 120                 125

Pro Ser Val Phe Pro Leu Ala Pro Ser Ser Lys Ser Thr Ser Gly Gly
    130                 135                 140

Thr Ala Ala Leu Gly Cys Leu Val Lys Asp Tyr Phe Pro Glu Pro Val
145                 150                 155                 160

Thr Val Ser Trp Asn Ser Gly Ala Leu Thr Ser Gly Val His Thr Phe
                165                 170                 175

Pro Ala Val Leu Gln Ser Ser Gly Leu Tyr Ser Leu Ser Ser Val Val
            180                 185                 190

Thr Val Pro Ser Ser Ser Leu Gly Thr Gln Thr Tyr Ile Cys Asn Val
        195                 200                 205

Asn His Lys Pro Ser Asn Thr Lys Val Asp Lys Lys Val Glu Pro Lys
    210                 215                 220

Ser Cys Asp Lys Thr His Thr Cys Pro Pro Cys Pro Ala Pro Glu Leu
225                 230                 235                 240

Leu Gly Gly Pro Ser Val Phe Leu Phe Pro Pro Lys Pro Lys Asp Thr
                245                 250                 255

Tyr Ile Thr Arg Glu Thr Pro Glu Val Thr Cys Val Val Val Asp Val
            260                 265                 270

Ser His Glu Asp Pro Glu Val Lys Phe Asn Trp Tyr Val Asp Gly Val
        275                 280                 285

Glu Val His Asn Ala Lys Thr Lys Pro Arg Glu Glu Gln Tyr Gly Ser
    290                 295                 300

Thr Tyr Arg Val Val Ser Val Leu Thr Val Leu His Gln Asp Trp Leu
305                 310                 315                 320

Asn Gly Lys Glu Tyr Lys Cys Lys Val Ser Asn Lys Ala Leu Pro Ala
                325                 330                 335

Pro Ile Glu Lys Thr Ile Ser Lys Ala Lys Gly Gln Pro Arg Glu Pro
            340                 345                 350

Gln Val Tyr Thr Leu Pro Pro Ser Arg Asp Glu Leu Thr Lys Asn Gln
        355                 360                 365
```

```
Val Ser Leu Ser Cys Ala Val Lys Gly Phe Tyr Pro Ser Asp Ile Ala
    370                 375                 380

Val Glu Trp Glu Ser Asn Gly Gln Pro Glu Asn Asn Tyr Lys Thr Thr
385                 390                 395                 400

Pro Pro Val Leu Asp Ser Asp Gly Ser Phe Phe Leu Val Ser Lys Leu
                405                 410                 415

Thr Val Asp Lys Ser Arg Trp Gln Gln Gly Asn Val Phe Ser Cys Ser
            420                 425                 430

Val Met His Glu Ala Leu His Asn His Tyr Thr Gln Lys Ser Leu Ser
        435                 440                 445

Leu Ser Pro Gly
    450
```

<210> 634
<211> 453
<212> PRT
<213> artificial

<220>
<223> Synthetic polypeptide

<400> 634

```
Glu Leu Gln Leu Gln Glu Ser Gly Pro Gly Leu Val Lys Pro Ser Glu
1               5                   10                  15

Thr Leu Ser Leu Thr Cys Thr Val Ser Gly Gly Ser Ile Ser Asp Ser
            20                  25                  30

Ser Tyr Tyr Trp Gly Trp Ile Arg Gln Pro Pro Gly Lys Gly Leu Glu
        35                  40                  45

Trp Ile Gly Ser Ile Tyr Tyr Thr Gly Asn Thr Tyr Tyr Asn Ser Ser
    50                  55                  60

Leu Lys Ser Arg Val Thr Ile Ser Val Asp Thr Ser Lys Asn Gln Phe
65                  70                  75                  80

Ser Leu Lys Leu Ser Ser Val Thr Ala Ala Asp Thr Ala Val Tyr Tyr
                85                  90                  95

Cys Ala Arg Val Arg Tyr Gly Val Gly Val Pro Arg Tyr Phe Asp Pro
            100                 105                 110

Trp Gly Gln Gly Thr Leu Val Thr Val Ser Ser Ala Ser Thr Lys Gly
```

```
        115                 120                 125

Pro Ser Val Phe Pro Leu Ala Pro Ser Ser Lys Ser Thr Ser Gly Gly
    130                 135                 140

Thr Ala Ala Leu Gly Cys Leu Val Lys Asp Tyr Phe Pro Glu Pro Val
145                 150                 155                 160

Thr Val Ser Trp Asn Ser Gly Ala Leu Thr Ser Gly Val His Thr Phe
                165                 170                 175

Pro Ala Val Leu Gln Ser Ser Gly Leu Tyr Ser Leu Ser Ser Val Val
            180                 185                 190

Thr Val Pro Ser Ser Ser Leu Gly Thr Gln Thr Tyr Ile Cys Asn Val
        195                 200                 205

Asn His Lys Pro Ser Asn Thr Lys Val Asp Lys Lys Val Glu Pro Lys
    210                 215                 220

Ser Cys Asp Lys Thr His Thr Cys Pro Pro Cys Pro Ala Pro Glu Leu
225                 230                 235                 240

Leu Gly Gly Pro Ser Val Phe Leu Phe Pro Pro Lys Pro Lys Asp Thr
                245                 250                 255

Tyr Ile Thr Arg Glu Thr Pro Glu Val Thr Cys Val Val Val Asp Val
            260                 265                 270

Ser His Glu Asp Pro Glu Val Lys Phe Asn Trp Tyr Val Asp Gly Val
        275                 280                 285

Glu Val His Asn Ala Lys Thr Lys Pro Arg Glu Glu Gln Tyr Gly Ser
    290                 295                 300

Thr Tyr Arg Val Val Ser Val Leu Thr Val Leu His Gln Asp Trp Leu
305                 310                 315                 320

Asn Gly Lys Glu Tyr Lys Cys Lys Val Ser Asn Lys Ala Leu Pro Ala
                325                 330                 335

Pro Ile Glu Lys Thr Ile Ser Lys Ala Lys Gly Gln Pro Arg Glu Pro
            340                 345                 350

Gln Val Tyr Thr Leu Pro Pro Ser Arg Asp Glu Leu Thr Lys Asn Gln
        355                 360                 365

Val Ser Leu Ser Cys Ala Val Lys Gly Phe Tyr Pro Ser Asp Ile Ala
    370                 375                 380
```

```
Val Glu Trp Glu Ser Asn Gly Gln Pro Glu Asn Asn Tyr Lys Thr Thr
385                 390                 395                 400


Pro Pro Val Leu Asp Ser Asp Gly Ser Phe Phe Leu Val Ser Lys Leu
                405                 410                 415


Thr Val Asp Lys Ser Arg Trp Gln Gln Gly Asn Val Phe Ser Cys Ser
            420                 425                 430


Val Met His Glu Ala Leu His Asn His Tyr Thr Gln Lys Ser Leu Ser
        435                 440                 445


Leu Ser Pro Gly Lys
    450


<210>  635
<211>  453
<212>  PRT
<213>  artificial

<220>
<223>  Synthetic polypeptide

<400>  635

Glu Leu Gln Leu Gln Glu Ser Gly Pro Gly Leu Val Lys Pro Ser Glu
1               5                   10                  15


Thr Leu Ser Leu Thr Cys Thr Val Ser Gly Gly Ser Ile Ser Glu Ser
            20                  25                  30


Ser Tyr Tyr Trp Gly Trp Ile Arg Gln Pro Pro Gly Lys Gly Leu Glu
        35                  40                  45


Trp Ile Gly Ser Ile Tyr Tyr Thr Gly Asn Thr Tyr Tyr Asn Pro Ser
    50                  55                  60


Leu Lys Ser Arg Val Thr Ile Ser Val Asp Thr Ser Lys Asn Gln Phe
65                  70                  75                  80


Ser Leu Lys Leu Ser Ser Val Thr Ala Ala Asp Thr Ala Val Tyr Tyr
                85                  90                  95


Cys Ala Gly Val Arg Tyr Gly Val Gly Val Pro Arg Tyr Phe Asp Pro
            100                 105                 110


Trp Gly Gln Gly Thr Leu Val Thr Val Ser Ser Ala Ser Thr Lys Gly
        115                 120                 125


Pro Ser Val Phe Pro Leu Ala Pro Ser Ser Lys Ser Thr Ser Gly Gly
```

```
    130                 135                 140

Thr Ala Ala Leu Gly Cys Leu Val Lys Asp Tyr Phe Pro Glu Pro Val
145                 150                 155                 160

Thr Val Ser Trp Asn Ser Gly Ala Leu Thr Ser Gly Val His Thr Phe
                165                 170                 175

Pro Ala Val Leu Gln Ser Ser Gly Leu Tyr Ser Leu Ser Ser Val Val
            180                 185                 190

Thr Val Pro Ser Ser Ser Leu Gly Thr Gln Thr Tyr Ile Cys Asn Val
        195                 200                 205

Asn His Lys Pro Ser Asn Thr Lys Val Asp Lys Lys Val Glu Pro Lys
    210                 215                 220

Ser Cys Asp Lys Thr His Thr Cys Pro Pro Cys Pro Ala Pro Glu Leu
225                 230                 235                 240

Leu Gly Gly Pro Ser Val Phe Leu Phe Pro Pro Lys Pro Lys Asp Thr
                245                 250                 255

Leu Met Ile Ser Arg Thr Pro Glu Val Thr Cys Val Val Val Asp Val
            260                 265                 270

Ser His Glu Asp Pro Glu Val Lys Phe Asn Trp Tyr Val Asp Gly Val
        275                 280                 285

Glu Val His Asn Ala Lys Thr Lys Pro Arg Glu Glu Gln Tyr Gly Ser
    290                 295                 300

Thr Tyr Arg Val Val Ser Val Leu Thr Val Leu His Gln Asp Trp Leu
305                 310                 315                 320

Asn Gly Lys Glu Tyr Lys Cys Lys Val Ser Asn Lys Ala Leu Pro Ala
                325                 330                 335

Pro Ile Glu Lys Thr Ile Ser Lys Ala Lys Gly Gln Pro Arg Glu Pro
            340                 345                 350

Gln Val Tyr Thr Leu Pro Pro Ser Arg Asp Glu Leu Thr Lys Asn Gln
        355                 360                 365

Val Ser Leu Thr Cys Leu Val Lys Gly Phe Tyr Pro Ser Asp Ile Ala
    370                 375                 380

Val Glu Trp Glu Ser Asn Gly Gln Pro Glu Asn Asn Tyr Lys Thr Thr
385                 390                 395                 400
```

Pro Pro Val Leu Asp Ser Asp Gly Ser Phe Phe Leu Tyr Ser Lys Leu
405 410 415

Thr Val Asp Lys Ser Arg Trp Gln Gln Gly Asn Val Phe Ser Cys Ser
420 425 430

Val Met His Glu Ala Leu His Asn His Tyr Thr Gln Lys Ser Leu Ser
435 440 445

Leu Ser Pro Gly Lys
450

<210> 636
<211> 452
<212> PRT
<213> artificial

<220>
<223> Synthetic polypeptide

<400> 636

Glu Leu Gln Leu Gln Glu Ser Gly Pro Gly Leu Val Lys Pro Ser Glu
1 5 10 15

Thr Leu Ser Leu Thr Cys Thr Val Ser Gly Gly Ser Ile Ser Glu Ser
20 25 30

Ser Tyr Tyr Trp Gly Trp Ile Arg Gln Pro Pro Gly Lys Gly Leu Glu
35 40 45

Trp Ile Gly Ser Ile Tyr Tyr Thr Gly Asn Thr Tyr Tyr Asn Pro Ser
50 55 60

Leu Lys Ser Arg Val Thr Ile Ser Val Asp Thr Ser Lys Asn Gln Phe
65 70 75 80

Ser Leu Lys Leu Ser Ser Val Thr Ala Ala Asp Thr Ala Val Tyr Tyr
85 90 95

Cys Ala Gly Val Arg Tyr Gly Val Gly Val Pro Arg Tyr Phe Asp Pro
100 105 110

Trp Gly Gln Gly Thr Leu Val Thr Val Ser Ser Ala Ser Thr Lys Gly
115 120 125

Pro Ser Val Phe Pro Leu Ala Pro Ser Ser Lys Ser Thr Ser Gly Gly
130 135 140

Thr Ala Ala Leu Gly Cys Leu Val Lys Asp Tyr Phe Pro Glu Pro Val

```
145                 150                 155                 160

Thr Val Ser Trp Asn Ser Gly Ala Leu Thr Ser Gly Val His Thr Phe
                165                 170                 175

Pro Ala Val Leu Gln Ser Ser Gly Leu Tyr Ser Leu Ser Ser Val Val
            180                 185                 190

Thr Val Pro Ser Ser Ser Leu Gly Thr Gln Thr Tyr Ile Cys Asn Val
        195                 200                 205

Asn His Lys Pro Ser Asn Thr Lys Val Asp Lys Lys Val Glu Pro Lys
    210                 215                 220

Ser Cys Asp Lys Thr His Thr Cys Pro Pro Cys Pro Ala Pro Glu Leu
225                 230                 235                 240

Leu Gly Gly Pro Ser Val Phe Leu Phe Pro Pro Lys Pro Lys Asp Thr
                245                 250                 255

Tyr Ile Thr Arg Glu Thr Pro Glu Val Thr Cys Val Val Val Asp Val
            260                 265                 270

Ser His Glu Asp Pro Glu Val Lys Phe Asn Trp Tyr Val Asp Gly Val
        275                 280                 285

Glu Val His Asn Ala Lys Thr Lys Pro Arg Glu Glu Gln Tyr Gly Ser
    290                 295                 300

Thr Tyr Arg Val Val Ser Val Leu Thr Val Leu His Gln Asp Trp Leu
305                 310                 315                 320

Asn Gly Lys Glu Tyr Lys Cys Lys Val Ser Asn Lys Ala Leu Pro Ala
                325                 330                 335

Pro Ile Glu Lys Thr Ile Ser Lys Ala Lys Gly Gln Pro Arg Glu Pro
            340                 345                 350

Gln Val Tyr Thr Leu Pro Pro Ser Arg Asp Glu Leu Thr Lys Asn Gln
        355                 360                 365

Val Ser Leu Thr Cys Leu Val Lys Gly Phe Tyr Pro Ser Asp Ile Ala
    370                 375                 380

Val Glu Trp Glu Ser Asn Gly Gln Pro Glu Asn Asn Tyr Lys Thr Thr
385                 390                 395                 400

Pro Pro Val Leu Asp Ser Asp Gly Ser Phe Phe Leu Tyr Ser Lys Leu
                405                 410                 415
```

Thr Val Asp Lys Ser Arg Trp Gln Gln Gly Asn Val Phe Ser Cys Ser
            420   425   430

Val Met His Glu Ala Leu His Asn His Tyr Thr Gln Lys Ser Leu Ser
        435   440   445

Leu Ser Pro Gly
    450

<210> 637
<211> 453
<212> PRT
<213> artificial

<220>
<223> Synthetic polypeptide

<400> 637

Glu Leu Gln Leu Gln Glu Ser Gly Pro Gly Leu Val Lys Pro Ser Glu
1   5   10   15

Thr Leu Ser Leu Thr Cys Thr Val Ser Gly Gly Ser Ile Ser Glu Ser
            20   25   30

Ser Tyr Tyr Trp Gly Trp Ile Arg Gln Pro Pro Gly Lys Gly Leu Glu
        35   40   45

Trp Ile Gly Ser Ile Tyr Tyr Thr Gly Asn Thr Tyr Tyr Asn Pro Ser
    50   55   60

Leu Lys Ser Arg Val Thr Ile Ser Val Asp Thr Ser Lys Asn Gln Phe
65   70   75   80

Ser Leu Lys Leu Ser Ser Val Thr Ala Ala Asp Thr Ala Val Tyr Tyr
                85   90   95

Cys Ala Gly Val Arg Tyr Gly Val Gly Val Pro Arg Tyr Phe Asp Pro
            100   105   110

Trp Gly Gln Gly Thr Leu Val Thr Val Ser Ser Ala Ser Thr Lys Gly
        115   120   125

Pro Ser Val Phe Pro Leu Ala Pro Ser Ser Lys Ser Thr Ser Gly Gly
    130   135   140

Thr Ala Ala Leu Gly Cys Leu Val Lys Asp Tyr Phe Pro Glu Pro Val
145   150   155   160

Thr Val Ser Trp Asn Ser Gly Ala Leu Thr Ser Gly Val His Thr Phe

```
                165                 170                 175

Pro Ala Val Leu Gln Ser Ser Gly Leu Tyr Ser Leu Ser Ser Val Val
            180                 185                 190

Thr Val Pro Ser Ser Ser Leu Gly Thr Gln Thr Tyr Ile Cys Asn Val
        195                 200                 205

Asn His Lys Pro Ser Asn Thr Lys Val Asp Lys Lys Val Glu Pro Lys
    210                 215                 220

Ser Cys Asp Lys Thr His Thr Cys Pro Pro Cys Pro Ala Pro Glu Leu
225                 230                 235                 240

Leu Gly Gly Pro Ser Val Phe Leu Phe Pro Pro Lys Pro Lys Asp Thr
                245                 250                 255

Tyr Ile Thr Arg Glu Thr Pro Glu Val Thr Cys Val Val Val Asp Val
            260                 265                 270

Ser His Glu Asp Pro Glu Val Lys Phe Asn Trp Tyr Val Asp Gly Val
        275                 280                 285

Glu Val His Asn Ala Lys Thr Lys Pro Arg Glu Glu Gln Tyr Gly Ser
    290                 295                 300

Thr Tyr Arg Val Val Ser Val Leu Thr Val Leu His Gln Asp Trp Leu
305                 310                 315                 320

Asn Gly Lys Glu Tyr Lys Cys Lys Val Ser Asn Lys Ala Leu Pro Ala
                325                 330                 335

Pro Ile Glu Lys Thr Ile Ser Lys Ala Lys Gly Gln Pro Arg Glu Pro
            340                 345                 350

Gln Val Tyr Thr Leu Pro Pro Ser Arg Asp Glu Leu Thr Lys Asn Gln
        355                 360                 365

Val Ser Leu Thr Cys Leu Val Lys Gly Phe Tyr Pro Ser Asp Ile Ala
    370                 375                 380

Val Glu Trp Glu Ser Asn Gly Gln Pro Glu Asn Asn Tyr Lys Thr Thr
385                 390                 395                 400

Pro Pro Val Leu Asp Ser Asp Gly Ser Phe Phe Leu Tyr Ser Lys Leu
                405                 410                 415

Thr Val Asp Lys Ser Arg Trp Gln Gln Gly Asn Val Phe Ser Cys Ser
            420                 425                 430
```

Val Met His Glu Ala Leu His Asn His Tyr Thr Gln Lys Ser Leu Ser
        435   440   445

Leu Ser Pro Gly Lys
    450

<210> 638
<211> 453
<212> PRT
<213> artificial

<220>
<223> Synthetic polypeptide

<400> 638

Glu Leu Gln Leu Gln Glu Ser Gly Pro Gly Leu Val Lys Pro Ser Glu
1   5   10   15

Thr Leu Ser Leu Thr Cys Thr Val Ser Gly Gly Ser Ile Ser Glu Ser
            20   25   30

Ser Tyr Tyr Trp Gly Trp Ile Arg Gln Pro Pro Gly Lys Gly Leu Glu
        35   40   45

Trp Ile Gly Ser Ile Tyr Tyr Thr Gly Asn Thr Tyr Tyr Asn Pro Ser
    50   55   60

Leu Lys Ser Arg Val Thr Ile Ser Val Asp Thr Ser Lys Asn Gln Phe
65   70   75   80

Ser Leu Lys Leu Ser Ser Val Thr Ala Ala Asp Thr Ala Val Tyr Tyr
                85   90   95

Cys Ala Gly Val Arg Tyr Gly Val Gly Val Pro Arg Tyr Phe Asp Pro
            100   105   110

Trp Gly Gln Gly Thr Leu Val Thr Val Ser Ser Ala Ser Thr Lys Gly
        115   120   125

Pro Ser Val Phe Pro Leu Ala Pro Ser Ser Lys Ser Thr Ser Gly Gly
    130   135   140

Thr Ala Ala Leu Gly Cys Leu Val Lys Asp Tyr Phe Pro Glu Pro Val
145   150   155   160

Thr Val Ser Trp Asn Ser Gly Ala Leu Thr Ser Gly Val His Thr Phe
                165   170   175

Pro Ala Val Leu Gln Ser Ser Gly Leu Tyr Ser Leu Ser Ser Val Val

```
            180                 185                 190

Thr Val Pro Ser Ser Ser Leu Gly Thr Gln Thr Tyr Ile Cys Asn Val
        195                 200                 205

Asn His Lys Pro Ser Asn Thr Lys Val Asp Lys Lys Val Glu Pro Lys
    210                 215                 220

Ser Cys Asp Lys Thr His Thr Cys Pro Pro Cys Pro Ala Pro Glu Leu
225                 230                 235                 240

Leu Gly Gly Pro Ser Val Phe Leu Phe Pro Pro Lys Pro Lys Asp Thr
                245                 250                 255

Leu Met Ile Ser Arg Thr Pro Glu Val Thr Cys Val Val Val Asp Val
            260                 265                 270

Ser His Glu Asp Pro Glu Val Lys Phe Asn Trp Tyr Val Asp Gly Val
        275                 280                 285

Glu Val His Asn Ala Lys Thr Lys Pro Arg Glu Glu Gln Tyr Gly Ser
    290                 295                 300

Thr Tyr Arg Val Val Ser Val Leu Thr Val Leu His Gln Asp Trp Leu
305                 310                 315                 320

Asn Gly Lys Glu Tyr Lys Cys Lys Val Ser Asn Lys Ala Leu Pro Ala
                325                 330                 335

Pro Ile Glu Lys Thr Ile Ser Lys Ala Lys Gly Gln Pro Arg Glu Pro
            340                 345                 350

Gln Val Tyr Thr Leu Pro Pro Ser Arg Asp Glu Leu Thr Lys Asn Gln
        355                 360                 365

Val Ser Leu Trp Cys Leu Val Lys Gly Phe Tyr Pro Ser Asp Ile Ala
    370                 375                 380

Val Glu Trp Glu Ser Asn Gly Gln Pro Glu Asn Asn Tyr Lys Thr Thr
385                 390                 395                 400

Pro Pro Val Leu Asp Ser Asp Gly Ser Phe Phe Leu Tyr Ser Lys Leu
                405                 410                 415

Thr Val Asp Lys Ser Arg Trp Gln Gln Gly Asn Val Phe Ser Cys Ser
            420                 425                 430

Val Met His Glu Ala Leu His Asn His Tyr Thr Gln Lys Ser Leu Ser
        435                 440                 445
```

Leu Ser Pro Gly Lys
450

<210> 639
<211> 452
<212> PRT
<213> artificial

<220>
<223> Synthetic polypeptide

<400> 639

Glu Leu Gln Leu Gln Glu Ser Gly Pro Gly Leu Val Lys Pro Ser Glu
1 5 10 15

Thr Leu Ser Leu Thr Cys Thr Val Ser Gly Gly Ser Ile Ser Glu Ser
20 25 30

Ser Tyr Tyr Trp Gly Trp Ile Arg Gln Pro Pro Gly Lys Gly Leu Glu
35 40 45

Trp Ile Gly Ser Ile Tyr Tyr Thr Gly Asn Thr Tyr Tyr Asn Pro Ser
50 55 60

Leu Lys Ser Arg Val Thr Ile Ser Val Asp Thr Ser Lys Asn Gln Phe
65 70 75 80

Ser Leu Lys Leu Ser Ser Val Thr Ala Ala Asp Thr Ala Val Tyr Tyr
85 90 95

Cys Ala Gly Val Arg Tyr Gly Val Gly Val Pro Arg Tyr Phe Asp Pro
100 105 110

Trp Gly Gln Gly Thr Leu Val Thr Val Ser Ser Ala Ser Thr Lys Gly
115 120 125

Pro Ser Val Phe Pro Leu Ala Pro Ser Ser Lys Ser Thr Ser Gly Gly
130 135 140

Thr Ala Ala Leu Gly Cys Leu Val Lys Asp Tyr Phe Pro Glu Pro Val
145 150 155 160

Thr Val Ser Trp Asn Ser Gly Ala Leu Thr Ser Gly Val His Thr Phe
165 170 175

Pro Ala Val Leu Gln Ser Ser Gly Leu Tyr Ser Leu Ser Ser Val Val
180 185 190

Thr Val Pro Ser Ser Ser Leu Gly Thr Gln Thr Tyr Ile Cys Asn Val

```
        195                 200                 205

Asn His Lys Pro Ser Asn Thr Lys Val Asp Lys Lys Val Glu Pro Lys
    210                 215                 220

Ser Cys Asp Lys Thr His Thr Cys Pro Pro Cys Pro Ala Pro Glu Leu
225                 230                 235                 240

Leu Gly Gly Pro Ser Val Phe Leu Phe Pro Pro Lys Pro Lys Asp Thr
                245                 250                 255

Tyr Ile Thr Arg Glu Thr Pro Glu Val Thr Cys Val Val Val Asp Val
            260                 265                 270

Ser His Glu Asp Pro Glu Val Lys Phe Asn Trp Tyr Val Asp Gly Val
        275                 280                 285

Glu Val His Asn Ala Lys Thr Lys Pro Arg Glu Glu Gln Tyr Gly Ser
    290                 295                 300

Thr Tyr Arg Val Val Ser Val Leu Thr Val Leu His Gln Asp Trp Leu
305                 310                 315                 320

Asn Gly Lys Glu Tyr Lys Cys Lys Val Ser Asn Lys Ala Leu Pro Ala
                325                 330                 335

Pro Ile Glu Lys Thr Ile Ser Lys Ala Lys Gly Gln Pro Arg Glu Pro
            340                 345                 350

Gln Val Tyr Thr Leu Pro Pro Ser Arg Asp Glu Leu Thr Lys Asn Gln
        355                 360                 365

Val Ser Leu Trp Cys Leu Val Lys Gly Phe Tyr Pro Ser Asp Ile Ala
    370                 375                 380

Val Glu Trp Glu Ser Asn Gly Gln Pro Glu Asn Asn Tyr Lys Thr Thr
385                 390                 395                 400

Pro Pro Val Leu Asp Ser Asp Gly Ser Phe Phe Leu Tyr Ser Lys Leu
                405                 410                 415

Thr Val Asp Lys Ser Arg Trp Gln Gln Gly Asn Val Phe Ser Cys Ser
            420                 425                 430

Val Met His Glu Ala Leu His Asn His Tyr Thr Gln Lys Ser Leu Ser
        435                 440                 445

Leu Ser Pro Gly
    450
```

<210> 640
<211> 453
<212> PRT
<213> artificial

<220>
<223> Synthetic polypeptide

<400> 640

Glu Leu Gln Leu Gln Glu Ser Gly Pro Gly Leu Val Lys Pro Ser Glu
1   5   10   15

Thr Leu Ser Leu Thr Cys Thr Val Ser Gly Gly Ser Ile Ser Glu Ser
            20   25   30

Ser Tyr Tyr Trp Gly Trp Ile Arg Gln Pro Pro Gly Lys Gly Leu Glu
        35   40   45

Trp Ile Gly Ser Ile Tyr Tyr Thr Gly Asn Thr Tyr Tyr Asn Pro Ser
    50   55   60

Leu Lys Ser Arg Val Thr Ile Ser Val Asp Thr Ser Lys Asn Gln Phe
65   70   75   80

Ser Leu Lys Leu Ser Ser Val Thr Ala Ala Asp Thr Ala Val Tyr Tyr
                85   90   95

Cys Ala Gly Val Arg Tyr Gly Val Gly Val Pro Arg Tyr Phe Asp Pro
            100   105   110

Trp Gly Gln Gly Thr Leu Val Thr Val Ser Ser Ala Ser Thr Lys Gly
        115   120   125

Pro Ser Val Phe Pro Leu Ala Pro Ser Ser Lys Ser Thr Ser Gly Gly
    130   135   140

Thr Ala Ala Leu Gly Cys Leu Val Lys Asp Tyr Phe Pro Glu Pro Val
145   150   155   160

Thr Val Ser Trp Asn Ser Gly Ala Leu Thr Ser Gly Val His Thr Phe
                165   170   175

Pro Ala Val Leu Gln Ser Ser Gly Leu Tyr Ser Leu Ser Ser Val Val
            180   185   190

Thr Val Pro Ser Ser Ser Leu Gly Thr Gln Thr Tyr Ile Cys Asn Val
        195   200   205

Asn His Lys Pro Ser Asn Thr Lys Val Asp Lys Lys Val Glu Pro Lys

```
    210                 215                 220

Ser Cys Asp Lys Thr His Thr Cys Pro Pro Cys Pro Ala Pro Glu Leu
225                 230                 235                 240

Leu Gly Gly Pro Ser Val Phe Leu Phe Pro Pro Lys Pro Lys Asp Thr
                245                 250                 255

Tyr Ile Thr Arg Glu Thr Pro Glu Val Thr Cys Val Val Val Asp Val
            260                 265                 270

Ser His Glu Asp Pro Glu Val Lys Phe Asn Trp Tyr Val Asp Gly Val
        275                 280                 285

Glu Val His Asn Ala Lys Thr Lys Pro Arg Glu Glu Gln Tyr Gly Ser
    290                 295                 300

Thr Tyr Arg Val Val Ser Val Leu Thr Val Leu His Gln Asp Trp Leu
305                 310                 315                 320

Asn Gly Lys Glu Tyr Lys Cys Lys Val Ser Asn Lys Ala Leu Pro Ala
                325                 330                 335

Pro Ile Glu Lys Thr Ile Ser Lys Ala Lys Gly Gln Pro Arg Glu Pro
            340                 345                 350

Gln Val Tyr Thr Leu Pro Pro Ser Arg Asp Glu Leu Thr Lys Asn Gln
        355                 360                 365

Val Ser Leu Trp Cys Leu Val Lys Gly Phe Tyr Pro Ser Asp Ile Ala
    370                 375                 380

Val Glu Trp Glu Ser Asn Gly Gln Pro Glu Asn Asn Tyr Lys Thr Thr
385                 390                 395                 400

Pro Pro Val Leu Asp Ser Asp Gly Ser Phe Phe Leu Tyr Ser Lys Leu
                405                 410                 415

Thr Val Asp Lys Ser Arg Trp Gln Gln Gly Asn Val Phe Ser Cys Ser
            420                 425                 430

Val Met His Glu Ala Leu His Asn His Tyr Thr Gln Lys Ser Leu Ser
        435                 440                 445

Leu Ser Pro Gly Lys
    450


<210>  641
<211>  453
```

<212> PRT
<213> artificial

<220>
<223> Synthetic polypeptide

<400> 641

```
Glu Leu Gln Leu Gln Glu Ser Gly Pro Gly Leu Val Lys Pro Ser Glu
1               5                  10                  15


Thr Leu Ser Leu Thr Cys Thr Val Ser Gly Gly Ser Ile Ser Glu Ser
            20                  25                  30


Ser Tyr Tyr Trp Gly Trp Ile Arg Gln Pro Pro Gly Lys Gly Leu Glu
        35                  40                  45


Trp Ile Gly Ser Ile Tyr Tyr Thr Gly Asn Thr Tyr Tyr Asn Pro Ser
    50                  55                  60


Leu Lys Ser Arg Val Thr Ile Ser Val Asp Thr Ser Lys Asn Gln Phe
65                  70                  75                  80


Ser Leu Lys Leu Ser Ser Val Thr Ala Ala Asp Thr Ala Val Tyr Tyr
                85                  90                  95


Cys Ala Gly Val Arg Tyr Gly Val Gly Val Pro Arg Tyr Phe Asp Pro
            100                 105                 110


Trp Gly Gln Gly Thr Leu Val Thr Val Ser Ser Ala Ser Thr Lys Gly
        115                 120                 125


Pro Ser Val Phe Pro Leu Ala Pro Ser Ser Lys Ser Thr Ser Gly Gly
    130                 135                 140


Thr Ala Ala Leu Gly Cys Leu Val Lys Asp Tyr Phe Pro Glu Pro Val
145                 150                 155                 160


Thr Val Ser Trp Asn Ser Gly Ala Leu Thr Ser Gly Val His Thr Phe
                165                 170                 175


Pro Ala Val Leu Gln Ser Ser Gly Leu Tyr Ser Leu Ser Ser Val Val
            180                 185                 190


Thr Val Pro Ser Ser Ser Leu Gly Thr Gln Thr Tyr Ile Cys Asn Val
        195                 200                 205


Asn His Lys Pro Ser Asn Thr Lys Val Asp Lys Lys Val Glu Pro Lys
    210                 215                 220


Ser Cys Asp Lys Thr His Thr Cys Pro Pro Cys Pro Ala Pro Glu Leu
```

225 230 235 240

Leu Gly Gly Pro Ser Val Phe Leu Phe Pro Pro Lys Pro Lys Asp Thr
245 250 255

Leu Met Ile Ser Arg Thr Pro Glu Val Thr Cys Val Val Val Asp Val
260 265 270

Ser His Glu Asp Pro Glu Val Lys Phe Asn Trp Tyr Val Asp Gly Val
275 280 285

Glu Val His Asn Ala Lys Thr Lys Pro Arg Glu Glu Gln Tyr Gly Ser
290 295 300

Thr Tyr Arg Val Val Ser Val Leu Thr Val Leu His Gln Asp Trp Leu
305 310 315 320

Asn Gly Lys Glu Tyr Lys Cys Lys Val Ser Asn Lys Ala Leu Pro Ala
325 330 335

Pro Ile Glu Lys Thr Ile Ser Lys Ala Lys Gly Gln Pro Arg Glu Pro
340 345 350

Gln Val Tyr Thr Leu Pro Pro Ser Arg Asp Glu Leu Thr Lys Asn Gln
355 360 365

Val Ser Leu Ser Cys Ala Val Lys Gly Phe Tyr Pro Ser Asp Ile Ala
370 375 380

Val Glu Trp Glu Ser Asn Gly Gln Pro Glu Asn Asn Tyr Lys Thr Thr
385 390 395 400

Pro Pro Val Leu Asp Ser Asp Gly Ser Phe Phe Leu Val Ser Lys Leu
405 410 415

Thr Val Asp Lys Ser Arg Trp Gln Gln Gly Asn Val Phe Ser Cys Ser
420 425 430

Val Met His Glu Ala Leu His Asn His Tyr Thr Gln Lys Ser Leu Ser
435 440 445

Leu Ser Pro Gly Lys
450

<210> 642
<211> 452
<212> PRT
<213> artificial

<220>

<223> Synthetic polypeptide

<400> 642

```
Glu Leu Gln Leu Gln Glu Ser Gly Pro Gly Leu Val Lys Pro Ser Glu
1               5                   10                  15


Thr Leu Ser Leu Thr Cys Thr Val Ser Gly Gly Ser Ile Ser Glu Ser
            20                  25                  30


Ser Tyr Tyr Trp Gly Trp Ile Arg Gln Pro Pro Gly Lys Gly Leu Glu
        35                  40                  45


Trp Ile Gly Ser Ile Tyr Tyr Thr Gly Asn Thr Tyr Tyr Asn Pro Ser
    50                  55                  60


Leu Lys Ser Arg Val Thr Ile Ser Val Asp Thr Ser Lys Asn Gln Phe
65                  70                  75                  80


Ser Leu Lys Leu Ser Ser Val Thr Ala Ala Asp Thr Ala Val Tyr Tyr
                85                  90                  95


Cys Ala Gly Val Arg Tyr Gly Val Gly Val Pro Arg Tyr Phe Asp Pro
            100                 105                 110


Trp Gly Gln Gly Thr Leu Val Thr Val Ser Ser Ala Ser Thr Lys Gly
        115                 120                 125


Pro Ser Val Phe Pro Leu Ala Pro Ser Ser Lys Ser Thr Ser Gly Gly
    130                 135                 140


Thr Ala Ala Leu Gly Cys Leu Val Lys Asp Tyr Phe Pro Glu Pro Val
145                 150                 155                 160


Thr Val Ser Trp Asn Ser Gly Ala Leu Thr Ser Gly Val His Thr Phe
                165                 170                 175


Pro Ala Val Leu Gln Ser Ser Gly Leu Tyr Ser Leu Ser Ser Val Val
            180                 185                 190


Thr Val Pro Ser Ser Ser Leu Gly Thr Gln Thr Tyr Ile Cys Asn Val
        195                 200                 205


Asn His Lys Pro Ser Asn Thr Lys Val Asp Lys Lys Val Glu Pro Lys
    210                 215                 220


Ser Cys Asp Lys Thr His Thr Cys Pro Pro Cys Pro Ala Pro Glu Leu
225                 230                 235                 240


Leu Gly Gly Pro Ser Val Phe Leu Phe Pro Pro Lys Pro Lys Asp Thr
```

```
                245                 250                 255

Tyr Ile Thr Arg Glu Thr Pro Glu Val Thr Cys Val Val Val Asp Val
            260                 265                 270

Ser His Glu Asp Pro Glu Val Lys Phe Asn Trp Tyr Val Asp Gly Val
        275                 280                 285

Glu Val His Asn Ala Lys Thr Lys Pro Arg Glu Glu Gln Tyr Gly Ser
    290                 295                 300

Thr Tyr Arg Val Val Ser Val Leu Thr Val Leu His Gln Asp Trp Leu
305                 310                 315                 320

Asn Gly Lys Glu Tyr Lys Cys Lys Val Ser Asn Lys Ala Leu Pro Ala
                325                 330                 335

Pro Ile Glu Lys Thr Ile Ser Lys Ala Lys Gly Gln Pro Arg Glu Pro
            340                 345                 350

Gln Val Tyr Thr Leu Pro Pro Ser Arg Asp Glu Leu Thr Lys Asn Gln
        355                 360                 365

Val Ser Leu Ser Cys Ala Val Lys Gly Phe Tyr Pro Ser Asp Ile Ala
    370                 375                 380

Val Glu Trp Glu Ser Asn Gly Gln Pro Glu Asn Asn Tyr Lys Thr Thr
385                 390                 395                 400

Pro Pro Val Leu Asp Ser Asp Gly Ser Phe Phe Leu Val Ser Lys Leu
                405                 410                 415

Thr Val Asp Lys Ser Arg Trp Gln Gln Gly Asn Val Phe Ser Cys Ser
            420                 425                 430

Val Met His Glu Ala Leu His Asn His Tyr Thr Gln Lys Ser Leu Ser
        435                 440                 445

Leu Ser Pro Gly
    450


<210>  643
<211>  453
<212>  PRT
<213>  artificial

<220>
<223>  Synthetic polypeptide

<400>  643
```

```
Glu Leu Gln Leu Gln Glu Ser Gly Pro Gly Leu Val Lys Pro Ser Glu
1               5                   10                  15

Thr Leu Ser Leu Thr Cys Thr Val Ser Gly Gly Ser Ile Ser Glu Ser
            20                  25                  30

Ser Tyr Tyr Trp Gly Trp Ile Arg Gln Pro Pro Gly Lys Gly Leu Glu
        35                  40                  45

Trp Ile Gly Ser Ile Tyr Tyr Thr Gly Asn Thr Tyr Tyr Asn Pro Ser
    50                  55                  60

Leu Lys Ser Arg Val Thr Ile Ser Val Asp Thr Ser Lys Asn Gln Phe
65                  70                  75                  80

Ser Leu Lys Leu Ser Ser Val Thr Ala Ala Asp Thr Ala Val Tyr Tyr
                85                  90                  95

Cys Ala Gly Val Arg Tyr Gly Val Gly Val Pro Arg Tyr Phe Asp Pro
            100                 105                 110

Trp Gly Gln Gly Thr Leu Val Thr Val Ser Ser Ala Ser Thr Lys Gly
        115                 120                 125

Pro Ser Val Phe Pro Leu Ala Pro Ser Ser Lys Ser Thr Ser Gly Gly
    130                 135                 140

Thr Ala Ala Leu Gly Cys Leu Val Lys Asp Tyr Phe Pro Glu Pro Val
145                 150                 155                 160

Thr Val Ser Trp Asn Ser Gly Ala Leu Thr Ser Gly Val His Thr Phe
                165                 170                 175

Pro Ala Val Leu Gln Ser Ser Gly Leu Tyr Ser Leu Ser Ser Val Val
            180                 185                 190

Thr Val Pro Ser Ser Ser Leu Gly Thr Gln Thr Tyr Ile Cys Asn Val
        195                 200                 205

Asn His Lys Pro Ser Asn Thr Lys Val Asp Lys Lys Val Glu Pro Lys
    210                 215                 220

Ser Cys Asp Lys Thr His Thr Cys Pro Pro Cys Pro Ala Pro Glu Leu
225                 230                 235                 240

Leu Gly Gly Pro Ser Val Phe Leu Phe Pro Pro Lys Pro Lys Asp Thr
                245                 250                 255

Tyr Ile Thr Arg Glu Thr Pro Glu Val Thr Cys Val Val Val Asp Val
```

```
            260                 265                 270

Ser His Glu Asp Pro Glu Val Lys Phe Asn Trp Tyr Val Asp Gly Val
        275                 280                 285

Glu Val His Asn Ala Lys Thr Lys Pro Arg Glu Glu Gln Tyr Gly Ser
    290                 295                 300

Thr Tyr Arg Val Val Ser Val Leu Thr Val Leu His Gln Asp Trp Leu
305                 310                 315                 320

Asn Gly Lys Glu Tyr Lys Cys Lys Val Ser Asn Lys Ala Leu Pro Ala
                325                 330                 335

Pro Ile Glu Lys Thr Ile Ser Lys Ala Lys Gly Gln Pro Arg Glu Pro
            340                 345                 350

Gln Val Tyr Thr Leu Pro Pro Ser Arg Asp Glu Leu Thr Lys Asn Gln
        355                 360                 365

Val Ser Leu Ser Cys Ala Val Lys Gly Phe Tyr Pro Ser Asp Ile Ala
    370                 375                 380

Val Glu Trp Glu Ser Asn Gly Gln Pro Glu Asn Asn Tyr Lys Thr Thr
385                 390                 395                 400

Pro Pro Val Leu Asp Ser Asp Gly Ser Phe Phe Leu Val Ser Lys Leu
                405                 410                 415

Thr Val Asp Lys Ser Arg Trp Gln Gln Gly Asn Val Phe Ser Cys Ser
            420                 425                 430

Val Met His Glu Ala Leu His Asn His Tyr Thr Gln Lys Ser Leu Ser
        435                 440                 445

Leu Ser Pro Gly Lys
    450


<210>  644
<211>  453
<212>  PRT
<213>  artificial

<220>
<223>  Synthetic polypeptide

<400>  644

Glu Leu Gln Leu Gln Glu Ser Gly Pro Gly Leu Val Lys Pro Ser Glu
1               5                   10                  15
```

```
Thr Leu Ser Leu Thr Cys Thr Val Ser Gly Gly Ser Ile Ser Thr Ser
            20                  25                  30

Ser Asp Tyr Trp Gly Trp Ile Arg Gln Pro Pro Gly Lys Gly Leu Glu
        35                  40                  45

Trp Ile Gly Ser Ile Tyr Tyr Thr Gly Asn Thr Tyr Tyr Leu Pro Ser
    50                  55                  60

Leu Lys Ser Arg Val Thr Ile Ser Val Asp Thr Ser Lys Asn Gln Phe
65                  70                  75                  80

Ser Leu Lys Leu Ser Ser Val Thr Ala Ala Asp Thr Ala Val Tyr Tyr
                85                  90                  95

Cys Ser Arg Val Arg Tyr Gly Val Gly Val Pro Arg Tyr Phe Asp Pro
            100                 105                 110

Trp Gly Gln Gly Thr Leu Val Thr Val Ser Ser Ala Ser Thr Lys Gly
        115                 120                 125

Pro Ser Val Phe Pro Leu Ala Pro Ser Ser Lys Ser Thr Ser Gly Gly
    130                 135                 140

Thr Ala Ala Leu Gly Cys Leu Val Lys Asp Tyr Phe Pro Glu Pro Val
145                 150                 155                 160

Thr Val Ser Trp Asn Ser Gly Ala Leu Thr Ser Gly Val His Thr Phe
                165                 170                 175

Pro Ala Val Leu Gln Ser Ser Gly Leu Tyr Ser Leu Ser Ser Val Val
            180                 185                 190

Thr Val Pro Ser Ser Ser Leu Gly Thr Gln Thr Tyr Ile Cys Asn Val
        195                 200                 205

Asn His Lys Pro Ser Asn Thr Lys Val Asp Lys Lys Val Glu Pro Lys
    210                 215                 220

Ser Cys Asp Lys Thr His Thr Cys Pro Pro Cys Pro Ala Pro Glu Leu
225                 230                 235                 240

Leu Gly Gly Pro Ser Val Phe Leu Phe Pro Pro Lys Pro Lys Asp Thr
                245                 250                 255

Leu Met Ile Ser Arg Thr Pro Glu Val Thr Cys Val Val Val Asp Val
            260                 265                 270

Ser His Glu Asp Pro Glu Val Lys Phe Asn Trp Tyr Val Asp Gly Val
```

```
        275                 280                 285

Glu Val His Asn Ala Lys Thr Lys Pro Arg Glu Glu Gln Tyr Gly Ser
    290                 295                 300

Thr Tyr Arg Val Val Ser Val Leu Thr Val Leu His Gln Asp Trp Leu
305                 310                 315                 320

Asn Gly Lys Glu Tyr Lys Cys Lys Val Ser Asn Lys Ala Leu Pro Ala
                325                 330                 335

Pro Ile Glu Lys Thr Ile Ser Lys Ala Lys Gly Gln Pro Arg Glu Pro
            340                 345                 350

Gln Val Tyr Thr Leu Pro Pro Ser Arg Asp Glu Leu Thr Lys Asn Gln
        355                 360                 365

Val Ser Leu Thr Cys Leu Val Lys Gly Phe Tyr Pro Ser Asp Ile Ala
    370                 375                 380

Val Glu Trp Glu Ser Asn Gly Gln Pro Glu Asn Asn Tyr Lys Thr Thr
385                 390                 395                 400

Pro Pro Val Leu Asp Ser Asp Gly Ser Phe Phe Leu Tyr Ser Lys Leu
                405                 410                 415

Thr Val Asp Lys Ser Arg Trp Gln Gln Gly Asn Val Phe Ser Cys Ser
            420                 425                 430

Val Met His Glu Ala Leu His Asn His Tyr Thr Gln Lys Ser Leu Ser
        435                 440                 445

Leu Ser Pro Gly Lys
    450


<210>  645
<211>  452
<212>  PRT
<213>  artificial

<220>
<223>  Synthetic polypeptide

<400>  645

Glu Leu Gln Leu Gln Glu Ser Gly Pro Gly Leu Val Lys Pro Ser Glu
1               5                   10                  15

Thr Leu Ser Leu Thr Cys Thr Val Ser Gly Gly Ser Ile Ser Thr Ser
            20                  25                  30
```

```
Ser Asp Tyr Trp Gly Trp Ile Arg Gln Pro Pro Gly Lys Gly Leu Glu
        35                  40                  45

Trp Ile Gly Ser Ile Tyr Tyr Thr Gly Asn Thr Tyr Tyr Leu Pro Ser
    50                  55                  60

Leu Lys Ser Arg Val Thr Ile Ser Val Asp Thr Ser Lys Asn Gln Phe
65                  70                  75                  80

Ser Leu Lys Leu Ser Ser Val Thr Ala Ala Asp Thr Ala Val Tyr Tyr
                85                  90                  95

Cys Ser Arg Val Arg Tyr Gly Val Gly Val Pro Arg Tyr Phe Asp Pro
            100                 105                 110

Trp Gly Gln Gly Thr Leu Val Thr Val Ser Ser Ala Ser Thr Lys Gly
        115                 120                 125

Pro Ser Val Phe Pro Leu Ala Pro Ser Ser Lys Ser Thr Ser Gly Gly
    130                 135                 140

Thr Ala Ala Leu Gly Cys Leu Val Lys Asp Tyr Phe Pro Glu Pro Val
145                 150                 155                 160

Thr Val Ser Trp Asn Ser Gly Ala Leu Thr Ser Gly Val His Thr Phe
                165                 170                 175

Pro Ala Val Leu Gln Ser Ser Gly Leu Tyr Ser Leu Ser Ser Val Val
            180                 185                 190

Thr Val Pro Ser Ser Ser Leu Gly Thr Gln Thr Tyr Ile Cys Asn Val
        195                 200                 205

Asn His Lys Pro Ser Asn Thr Lys Val Asp Lys Lys Val Glu Pro Lys
    210                 215                 220

Ser Cys Asp Lys Thr His Thr Cys Pro Pro Cys Pro Ala Pro Glu Leu
225                 230                 235                 240

Leu Gly Gly Pro Ser Val Phe Leu Phe Pro Pro Lys Pro Lys Asp Thr
                245                 250                 255

Tyr Ile Thr Arg Glu Thr Pro Glu Val Thr Cys Val Val Val Asp Val
            260                 265                 270

Ser His Glu Asp Pro Glu Val Lys Phe Asn Trp Tyr Val Asp Gly Val
        275                 280                 285

Glu Val His Asn Ala Lys Thr Lys Pro Arg Glu Glu Gln Tyr Gly Ser
```

```
    290                 295                 300

Thr Tyr Arg Val Val Ser Val Leu Thr Val Leu His Gln Asp Trp Leu
305                 310                 315                 320

Asn Gly Lys Glu Tyr Lys Cys Lys Val Ser Asn Lys Ala Leu Pro Ala
                325                 330                 335

Pro Ile Glu Lys Thr Ile Ser Lys Ala Lys Gly Gln Pro Arg Glu Pro
            340                 345                 350

Gln Val Tyr Thr Leu Pro Pro Ser Arg Asp Glu Leu Thr Lys Asn Gln
        355                 360                 365

Val Ser Leu Thr Cys Leu Val Lys Gly Phe Tyr Pro Ser Asp Ile Ala
    370                 375                 380

Val Glu Trp Glu Ser Asn Gly Gln Pro Glu Asn Asn Tyr Lys Thr Thr
385                 390                 395                 400

Pro Pro Val Leu Asp Ser Asp Gly Ser Phe Phe Leu Tyr Ser Lys Leu
                405                 410                 415

Thr Val Asp Lys Ser Arg Trp Gln Gln Gly Asn Val Phe Ser Cys Ser
            420                 425                 430

Val Met His Glu Ala Leu His Asn His Tyr Thr Gln Lys Ser Leu Ser
        435                 440                 445

Leu Ser Pro Gly
    450


<210>  646
<211>  453
<212>  PRT
<213>  artificial

<220>
<223>  Synthetic polypeptide

<400>  646

Glu Leu Gln Leu Gln Glu Ser Gly Pro Gly Leu Val Lys Pro Ser Glu
1               5                   10                  15

Thr Leu Ser Leu Thr Cys Thr Val Ser Gly Gly Ser Ile Ser Thr Ser
            20                  25                  30

Ser Asp Tyr Trp Gly Trp Ile Arg Gln Pro Pro Gly Lys Gly Leu Glu
        35                  40                  45
```

```
Trp Ile Gly Ser Ile Tyr Tyr Thr Gly Asn Thr Tyr Tyr Leu Pro Ser
    50                  55                  60

Leu Lys Ser Arg Val Thr Ile Ser Val Asp Thr Ser Lys Asn Gln Phe
65                  70                  75                  80

Ser Leu Lys Leu Ser Ser Val Thr Ala Ala Asp Thr Ala Val Tyr Tyr
                85                  90                  95

Cys Ser Arg Val Arg Tyr Gly Val Gly Val Pro Arg Tyr Phe Asp Pro
            100                 105                 110

Trp Gly Gln Gly Thr Leu Val Thr Val Ser Ser Ala Ser Thr Lys Gly
        115                 120                 125

Pro Ser Val Phe Pro Leu Ala Pro Ser Ser Lys Ser Thr Ser Gly Gly
    130                 135                 140

Thr Ala Ala Leu Gly Cys Leu Val Lys Asp Tyr Phe Pro Glu Pro Val
145                 150                 155                 160

Thr Val Ser Trp Asn Ser Gly Ala Leu Thr Ser Gly Val His Thr Phe
                165                 170                 175

Pro Ala Val Leu Gln Ser Ser Gly Leu Tyr Ser Leu Ser Ser Val Val
            180                 185                 190

Thr Val Pro Ser Ser Ser Leu Gly Thr Gln Thr Tyr Ile Cys Asn Val
        195                 200                 205

Asn His Lys Pro Ser Asn Thr Lys Val Asp Lys Lys Val Glu Pro Lys
    210                 215                 220

Ser Cys Asp Lys Thr His Thr Cys Pro Pro Cys Pro Ala Pro Glu Leu
225                 230                 235                 240

Leu Gly Gly Pro Ser Val Phe Leu Phe Pro Pro Lys Pro Lys Asp Thr
                245                 250                 255

Tyr Ile Thr Arg Glu Thr Pro Glu Val Thr Cys Val Val Val Asp Val
            260                 265                 270

Ser His Glu Asp Pro Glu Val Lys Phe Asn Trp Tyr Val Asp Gly Val
        275                 280                 285

Glu Val His Asn Ala Lys Thr Lys Pro Arg Glu Glu Gln Tyr Gly Ser
    290                 295                 300

Thr Tyr Arg Val Val Ser Val Leu Thr Val Leu His Gln Asp Trp Leu
```

305 310 315 320

Asn Gly Lys Glu Tyr Lys Cys Lys Val Ser Asn Lys Ala Leu Pro Ala
325 330 335

Pro Ile Glu Lys Thr Ile Ser Lys Ala Lys Gly Gln Pro Arg Glu Pro
340 345 350

Gln Val Tyr Thr Leu Pro Pro Ser Arg Asp Glu Leu Thr Lys Asn Gln
355 360 365

Val Ser Leu Thr Cys Leu Val Lys Gly Phe Tyr Pro Ser Asp Ile Ala
370 375 380

Val Glu Trp Glu Ser Asn Gly Gln Pro Glu Asn Asn Tyr Lys Thr Thr
385 390 395 400

Pro Pro Val Leu Asp Ser Asp Gly Ser Phe Phe Leu Tyr Ser Lys Leu
405 410 415

Thr Val Asp Lys Ser Arg Trp Gln Gln Gly Asn Val Phe Ser Cys Ser
420 425 430

Val Met His Glu Ala Leu His Asn His Tyr Thr Gln Lys Ser Leu Ser
435 440 445

Leu Ser Pro Gly Lys
450

<210> 647
<211> 453
<212> PRT
<213> artificial

<220>
<223> Synthetic polypeptide

<400> 647

Glu Leu Gln Leu Gln Glu Ser Gly Pro Gly Leu Val Lys Pro Ser Glu
1 5 10 15

Thr Leu Ser Leu Thr Cys Thr Val Ser Gly Gly Ser Ile Ser Thr Ser
20 25 30

Ser Asp Tyr Trp Gly Trp Ile Arg Gln Pro Pro Gly Lys Gly Leu Glu
35 40 45

Trp Ile Gly Ser Ile Tyr Tyr Thr Gly Asn Thr Tyr Tyr Leu Pro Ser
50 55 60

```
Leu Lys Ser Arg Val Thr Ile Ser Val Asp Thr Ser Lys Asn Gln Phe
65                  70                  75                  80


Ser Leu Lys Leu Ser Ser Val Thr Ala Ala Asp Thr Ala Val Tyr Tyr
                85                  90                  95


Cys Ser Arg Val Arg Tyr Gly Val Gly Val Pro Arg Tyr Phe Asp Pro
            100                 105                 110


Trp Gly Gln Gly Thr Leu Val Thr Val Ser Ser Ala Ser Thr Lys Gly
        115                 120                 125


Pro Ser Val Phe Pro Leu Ala Pro Ser Ser Lys Ser Thr Ser Gly Gly
    130                 135                 140


Thr Ala Ala Leu Gly Cys Leu Val Lys Asp Tyr Phe Pro Glu Pro Val
145                 150                 155                 160


Thr Val Ser Trp Asn Ser Gly Ala Leu Thr Ser Gly Val His Thr Phe
                165                 170                 175


Pro Ala Val Leu Gln Ser Ser Gly Leu Tyr Ser Leu Ser Ser Val Val
            180                 185                 190


Thr Val Pro Ser Ser Ser Leu Gly Thr Gln Thr Tyr Ile Cys Asn Val
        195                 200                 205


Asn His Lys Pro Ser Asn Thr Lys Val Asp Lys Lys Val Glu Pro Lys
    210                 215                 220


Ser Cys Asp Lys Thr His Thr Cys Pro Pro Cys Pro Ala Pro Glu Leu
225                 230                 235                 240


Leu Gly Gly Pro Ser Val Phe Leu Phe Pro Pro Lys Pro Lys Asp Thr
                245                 250                 255


Leu Met Ile Ser Arg Thr Pro Glu Val Thr Cys Val Val Val Asp Val
            260                 265                 270


Ser His Glu Asp Pro Glu Val Lys Phe Asn Trp Tyr Val Asp Gly Val
        275                 280                 285


Glu Val His Asn Ala Lys Thr Lys Pro Arg Glu Glu Gln Tyr Gly Ser
    290                 295                 300


Thr Tyr Arg Val Val Ser Val Leu Thr Val Leu His Gln Asp Trp Leu
305                 310                 315                 320


Asn Gly Lys Glu Tyr Lys Cys Lys Val Ser Asn Lys Ala Leu Pro Ala
```

```
                325                 330                 335

Pro Ile Glu Lys Thr Ile Ser Lys Ala Lys Gly Gln Pro Arg Glu Pro
            340                 345                 350

Gln Val Tyr Thr Leu Pro Pro Ser Arg Asp Glu Leu Thr Lys Asn Gln
        355                 360                 365

Val Ser Leu Trp Cys Leu Val Lys Gly Phe Tyr Pro Ser Asp Ile Ala
    370                 375                 380

Val Glu Trp Glu Ser Asn Gly Gln Pro Glu Asn Asn Tyr Lys Thr Thr
385                 390                 395                 400

Pro Pro Val Leu Asp Ser Asp Gly Ser Phe Phe Leu Tyr Ser Lys Leu
                405                 410                 415

Thr Val Asp Lys Ser Arg Trp Gln Gln Gly Asn Val Phe Ser Cys Ser
            420                 425                 430

Val Met His Glu Ala Leu His Asn His Tyr Thr Gln Lys Ser Leu Ser
        435                 440                 445

Leu Ser Pro Gly Lys
    450


<210>  648
<211>  452
<212>  PRT
<213>  artificial

<220>
<223>  Synthetic polypeptide

<400>  648

Glu Leu Gln Leu Gln Glu Ser Gly Pro Gly Leu Val Lys Pro Ser Glu
1               5                   10                  15

Thr Leu Ser Leu Thr Cys Thr Val Ser Gly Gly Ser Ile Ser Thr Ser
            20                  25                  30

Ser Asp Tyr Trp Gly Trp Ile Arg Gln Pro Pro Gly Lys Gly Leu Glu
        35                  40                  45

Trp Ile Gly Ser Ile Tyr Tyr Thr Gly Asn Thr Tyr Tyr Leu Pro Ser
    50                  55                  60

Leu Lys Ser Arg Val Thr Ile Ser Val Asp Thr Ser Lys Asn Gln Phe
65                  70                  75                  80
```

```
Ser Leu Lys Leu Ser Ser Val Thr Ala Ala Asp Thr Ala Val Tyr Tyr
                85                  90                  95

Cys Ser Arg Val Arg Tyr Gly Val Gly Val Pro Arg Tyr Phe Asp Pro
            100                 105                 110

Trp Gly Gln Gly Thr Leu Val Thr Val Ser Ser Ala Ser Thr Lys Gly
        115                 120                 125

Pro Ser Val Phe Pro Leu Ala Pro Ser Ser Lys Ser Thr Ser Gly Gly
    130                 135                 140

Thr Ala Ala Leu Gly Cys Leu Val Lys Asp Tyr Phe Pro Glu Pro Val
145                 150                 155                 160

Thr Val Ser Trp Asn Ser Gly Ala Leu Thr Ser Gly Val His Thr Phe
                165                 170                 175

Pro Ala Val Leu Gln Ser Ser Gly Leu Tyr Ser Leu Ser Ser Val Val
            180                 185                 190

Thr Val Pro Ser Ser Ser Leu Gly Thr Gln Thr Tyr Ile Cys Asn Val
        195                 200                 205

Asn His Lys Pro Ser Asn Thr Lys Val Asp Lys Lys Val Glu Pro Lys
    210                 215                 220

Ser Cys Asp Lys Thr His Thr Cys Pro Pro Cys Pro Ala Pro Glu Leu
225                 230                 235                 240

Leu Gly Gly Pro Ser Val Phe Leu Phe Pro Pro Lys Pro Lys Asp Thr
                245                 250                 255

Tyr Ile Thr Arg Glu Thr Pro Glu Val Thr Cys Val Val Val Asp Val
            260                 265                 270

Ser His Glu Asp Pro Glu Val Lys Phe Asn Trp Tyr Val Asp Gly Val
        275                 280                 285

Glu Val His Asn Ala Lys Thr Lys Pro Arg Glu Glu Gln Tyr Gly Ser
    290                 295                 300

Thr Tyr Arg Val Val Ser Val Leu Thr Val Leu His Gln Asp Trp Leu
305                 310                 315                 320

Asn Gly Lys Glu Tyr Lys Cys Lys Val Ser Asn Lys Ala Leu Pro Ala
                325                 330                 335

Pro Ile Glu Lys Thr Ile Ser Lys Ala Lys Gly Gln Pro Arg Glu Pro
```

```
            340                 345                 350

Gln Val Tyr Thr Leu Pro Pro Ser Arg Asp Glu Leu Thr Lys Asn Gln
        355                 360                 365

Val Ser Leu Trp Cys Leu Val Lys Gly Phe Tyr Pro Ser Asp Ile Ala
    370                 375                 380

Val Glu Trp Glu Ser Asn Gly Gln Pro Glu Asn Asn Tyr Lys Thr Thr
385                 390                 395                 400

Pro Pro Val Leu Asp Ser Asp Gly Ser Phe Phe Leu Tyr Ser Lys Leu
                405                 410                 415

Thr Val Asp Lys Ser Arg Trp Gln Gln Gly Asn Val Phe Ser Cys Ser
            420                 425                 430

Val Met His Glu Ala Leu His Asn His Tyr Thr Gln Lys Ser Leu Ser
        435                 440                 445

Leu Ser Pro Gly
    450
```

<210> 649
<211> 453
<212> PRT
<213> artificial

<220>
<223> Synthetic polypeptide

<400> 649

```
Glu Leu Gln Leu Gln Glu Ser Gly Pro Gly Leu Val Lys Pro Ser Glu
1               5                   10                  15

Thr Leu Ser Leu Thr Cys Thr Val Ser Gly Gly Ser Ile Ser Thr Ser
            20                  25                  30

Ser Asp Tyr Trp Gly Trp Ile Arg Gln Pro Pro Gly Lys Gly Leu Glu
        35                  40                  45

Trp Ile Gly Ser Ile Tyr Tyr Thr Gly Asn Thr Tyr Tyr Leu Pro Ser
    50                  55                  60

Leu Lys Ser Arg Val Thr Ile Ser Val Asp Thr Ser Lys Asn Gln Phe
65                  70                  75                  80

Ser Leu Lys Leu Ser Ser Val Thr Ala Ala Asp Thr Ala Val Tyr Tyr
                85                  90                  95
```

```
Cys Ser Arg Val Arg Tyr Gly Val Gly Val Pro Arg Tyr Phe Asp Pro
            100                 105                 110

Trp Gly Gln Gly Thr Leu Val Thr Val Ser Ser Ala Ser Thr Lys Gly
        115                 120                 125

Pro Ser Val Phe Pro Leu Ala Pro Ser Ser Lys Ser Thr Ser Gly Gly
    130                 135                 140

Thr Ala Ala Leu Gly Cys Leu Val Lys Asp Tyr Phe Pro Glu Pro Val
145                 150                 155                 160

Thr Val Ser Trp Asn Ser Gly Ala Leu Thr Ser Gly Val His Thr Phe
                165                 170                 175

Pro Ala Val Leu Gln Ser Ser Gly Leu Tyr Ser Leu Ser Ser Val Val
            180                 185                 190

Thr Val Pro Ser Ser Ser Leu Gly Thr Gln Thr Tyr Ile Cys Asn Val
        195                 200                 205

Asn His Lys Pro Ser Asn Thr Lys Val Asp Lys Lys Val Glu Pro Lys
    210                 215                 220

Ser Cys Asp Lys Thr His Thr Cys Pro Pro Cys Pro Ala Pro Glu Leu
225                 230                 235                 240

Leu Gly Gly Pro Ser Val Phe Leu Phe Pro Pro Lys Pro Lys Asp Thr
                245                 250                 255

Tyr Ile Thr Arg Glu Thr Pro Glu Val Thr Cys Val Val Val Asp Val
            260                 265                 270

Ser His Glu Asp Pro Glu Val Lys Phe Asn Trp Tyr Val Asp Gly Val
        275                 280                 285

Glu Val His Asn Ala Lys Thr Lys Pro Arg Glu Glu Gln Tyr Gly Ser
    290                 295                 300

Thr Tyr Arg Val Val Ser Val Leu Thr Val Leu His Gln Asp Trp Leu
305                 310                 315                 320

Asn Gly Lys Glu Tyr Lys Cys Lys Val Ser Asn Lys Ala Leu Pro Ala
                325                 330                 335

Pro Ile Glu Lys Thr Ile Ser Lys Ala Lys Gly Gln Pro Arg Glu Pro
            340                 345                 350

Gln Val Tyr Thr Leu Pro Pro Ser Arg Asp Glu Leu Thr Lys Asn Gln
```

```
        355                 360                 365

Val Ser Leu Trp Cys Leu Val Lys Gly Phe Tyr Pro Ser Asp Ile Ala
    370                 375                 380

Val Glu Trp Glu Ser Asn Gly Gln Pro Glu Asn Asn Tyr Lys Thr Thr
385                 390                 395                 400

Pro Pro Val Leu Asp Ser Asp Gly Ser Phe Phe Leu Tyr Ser Lys Leu
                405                 410                 415

Thr Val Asp Lys Ser Arg Trp Gln Gln Gly Asn Val Phe Ser Cys Ser
            420                 425                 430

Val Met His Glu Ala Leu His Asn His Tyr Thr Gln Lys Ser Leu Ser
        435                 440                 445

Leu Ser Pro Gly Lys
    450


<210>  650
<211>  453
<212>  PRT
<213>  artificial

<220>
<223>  Synthetic polypeptide

<400>  650

Glu Leu Gln Leu Gln Glu Ser Gly Pro Gly Leu Val Lys Pro Ser Glu
1               5                   10                  15

Thr Leu Ser Leu Thr Cys Thr Val Ser Gly Gly Ser Ile Ser Thr Ser
            20                  25                  30

Ser Asp Tyr Trp Gly Trp Ile Arg Gln Pro Pro Gly Lys Gly Leu Glu
        35                  40                  45

Trp Ile Gly Ser Ile Tyr Tyr Thr Gly Asn Thr Tyr Tyr Leu Pro Ser
    50                  55                  60

Leu Lys Ser Arg Val Thr Ile Ser Val Asp Thr Ser Lys Asn Gln Phe
65                  70                  75                  80

Ser Leu Lys Leu Ser Ser Val Thr Ala Ala Asp Thr Ala Val Tyr Tyr
                85                  90                  95

Cys Ser Arg Val Arg Tyr Gly Val Gly Val Pro Arg Tyr Phe Asp Pro
            100                 105                 110
```

```
Trp Gly Gln Gly Thr Leu Val Thr Val Ser Ser Ala Ser Thr Lys Gly
        115                 120                 125

Pro Ser Val Phe Pro Leu Ala Pro Ser Ser Lys Ser Thr Ser Gly Gly
    130                 135                 140

Thr Ala Ala Leu Gly Cys Leu Val Lys Asp Tyr Phe Pro Glu Pro Val
145                 150                 155                 160

Thr Val Ser Trp Asn Ser Gly Ala Leu Thr Ser Gly Val His Thr Phe
                165                 170                 175

Pro Ala Val Leu Gln Ser Ser Gly Leu Tyr Ser Leu Ser Ser Val Val
            180                 185                 190

Thr Val Pro Ser Ser Ser Leu Gly Thr Gln Thr Tyr Ile Cys Asn Val
        195                 200                 205

Asn His Lys Pro Ser Asn Thr Lys Val Asp Lys Lys Val Glu Pro Lys
    210                 215                 220

Ser Cys Asp Lys Thr His Thr Cys Pro Pro Cys Pro Ala Pro Glu Leu
225                 230                 235                 240

Leu Gly Gly Pro Ser Val Phe Leu Phe Pro Pro Lys Pro Lys Asp Thr
                245                 250                 255

Leu Met Ile Ser Arg Thr Pro Glu Val Thr Cys Val Val Val Asp Val
            260                 265                 270

Ser His Glu Asp Pro Glu Val Lys Phe Asn Trp Tyr Val Asp Gly Val
        275                 280                 285

Glu Val His Asn Ala Lys Thr Lys Pro Arg Glu Glu Gln Tyr Gly Ser
    290                 295                 300

Thr Tyr Arg Val Val Ser Val Leu Thr Val Leu His Gln Asp Trp Leu
305                 310                 315                 320

Asn Gly Lys Glu Tyr Lys Cys Lys Val Ser Asn Lys Ala Leu Pro Ala
                325                 330                 335

Pro Ile Glu Lys Thr Ile Ser Lys Ala Lys Gly Gln Pro Arg Glu Pro
            340                 345                 350

Gln Val Tyr Thr Leu Pro Pro Ser Arg Asp Glu Leu Thr Lys Asn Gln
        355                 360                 365

Val Ser Leu Ser Cys Ala Val Lys Gly Phe Tyr Pro Ser Asp Ile Ala
```

```
    370                 375                 380

Val Glu Trp Glu Ser Asn Gly Gln Pro Glu Asn Asn Tyr Lys Thr Thr
385                 390                 395                 400

Pro Pro Val Leu Asp Ser Asp Gly Ser Phe Phe Leu Val Ser Lys Leu
                405                 410                 415

Thr Val Asp Lys Ser Arg Trp Gln Gln Gly Asn Val Phe Ser Cys Ser
            420                 425                 430

Val Met His Glu Ala Leu His Asn His Tyr Thr Gln Lys Ser Leu Ser
        435                 440                 445

Leu Ser Pro Gly Lys
    450
```

<210> 651
<211> 452
<212> PRT
<213> artificial

<220>
<223> Synthetic polypeptide

<400> 651

```
Glu Leu Gln Leu Gln Glu Ser Gly Pro Gly Leu Val Lys Pro Ser Glu
1               5                   10                  15

Thr Leu Ser Leu Thr Cys Thr Val Ser Gly Gly Ser Ile Ser Thr Ser
            20                  25                  30

Ser Asp Tyr Trp Gly Trp Ile Arg Gln Pro Pro Gly Lys Gly Leu Glu
        35                  40                  45

Trp Ile Gly Ser Ile Tyr Tyr Thr Gly Asn Thr Tyr Tyr Leu Pro Ser
    50                  55                  60

Leu Lys Ser Arg Val Thr Ile Ser Val Asp Thr Ser Lys Asn Gln Phe
65                  70                  75                  80

Ser Leu Lys Leu Ser Ser Val Thr Ala Ala Asp Thr Ala Val Tyr Tyr
                85                  90                  95

Cys Ser Arg Val Arg Tyr Gly Val Gly Val Pro Arg Tyr Phe Asp Pro
            100                 105                 110

Trp Gly Gln Gly Thr Leu Val Thr Val Ser Ser Ala Ser Thr Lys Gly
        115                 120                 125
```

```
Pro Ser Val Phe Pro Leu Ala Pro Ser Ser Lys Ser Thr Ser Gly Gly
    130                 135                 140

Thr Ala Ala Leu Gly Cys Leu Val Lys Asp Tyr Phe Pro Glu Pro Val
145                 150                 155                 160

Thr Val Ser Trp Asn Ser Gly Ala Leu Thr Ser Gly Val His Thr Phe
                165                 170                 175

Pro Ala Val Leu Gln Ser Ser Gly Leu Tyr Ser Leu Ser Ser Val Val
            180                 185                 190

Thr Val Pro Ser Ser Ser Leu Gly Thr Gln Thr Tyr Ile Cys Asn Val
        195                 200                 205

Asn His Lys Pro Ser Asn Thr Lys Val Asp Lys Lys Val Glu Pro Lys
    210                 215                 220

Ser Cys Asp Lys Thr His Thr Cys Pro Pro Cys Pro Ala Pro Glu Leu
225                 230                 235                 240

Leu Gly Gly Pro Ser Val Phe Leu Phe Pro Pro Lys Pro Lys Asp Thr
                245                 250                 255

Tyr Ile Thr Arg Glu Thr Pro Glu Val Thr Cys Val Val Val Asp Val
            260                 265                 270

Ser His Glu Asp Pro Glu Val Lys Phe Asn Trp Tyr Val Asp Gly Val
        275                 280                 285

Glu Val His Asn Ala Lys Thr Lys Pro Arg Glu Glu Gln Tyr Gly Ser
    290                 295                 300

Thr Tyr Arg Val Val Ser Val Leu Thr Val Leu His Gln Asp Trp Leu
305                 310                 315                 320

Asn Gly Lys Glu Tyr Lys Cys Lys Val Ser Asn Lys Ala Leu Pro Ala
                325                 330                 335

Pro Ile Glu Lys Thr Ile Ser Lys Ala Lys Gly Gln Pro Arg Glu Pro
            340                 345                 350

Gln Val Tyr Thr Leu Pro Pro Ser Arg Asp Glu Leu Thr Lys Asn Gln
        355                 360                 365

Val Ser Leu Ser Cys Ala Val Lys Gly Phe Tyr Pro Ser Asp Ile Ala
    370                 375                 380

Val Glu Trp Glu Ser Asn Gly Gln Pro Glu Asn Asn Tyr Lys Thr Thr
```

385 390 395 400

Pro Pro Val Leu Asp Ser Asp Gly Ser Phe Phe Leu Val Ser Lys Leu
405 410 415

Thr Val Asp Lys Ser Arg Trp Gln Gln Gly Asn Val Phe Ser Cys Ser
420 425 430

Val Met His Glu Ala Leu His Asn His Tyr Thr Gln Lys Ser Leu Ser
435 440 445

Leu Ser Pro Gly
450

<210> 652
<211> 453
<212> PRT
<213> artificial

<220>
<223> Synthetic polypeptide

<400> 652

Glu Leu Gln Leu Gln Glu Ser Gly Pro Gly Leu Val Lys Pro Ser Glu
1 5 10 15

Thr Leu Ser Leu Thr Cys Thr Val Ser Gly Gly Ser Ile Ser Thr Ser
20 25 30

Ser Asp Tyr Trp Gly Trp Ile Arg Gln Pro Pro Gly Lys Gly Leu Glu
35 40 45

Trp Ile Gly Ser Ile Tyr Tyr Thr Gly Asn Thr Tyr Tyr Leu Pro Ser
50 55 60

Leu Lys Ser Arg Val Thr Ile Ser Val Asp Thr Ser Lys Asn Gln Phe
65 70 75 80

Ser Leu Lys Leu Ser Ser Val Thr Ala Ala Asp Thr Ala Val Tyr Tyr
85 90 95

Cys Ser Arg Val Arg Tyr Gly Val Gly Val Pro Arg Tyr Phe Asp Pro
100 105 110

Trp Gly Gln Gly Thr Leu Val Thr Val Ser Ser Ala Ser Thr Lys Gly
115 120 125

Pro Ser Val Phe Pro Leu Ala Pro Ser Ser Lys Ser Thr Ser Gly Gly
130 135 140

```
Thr Ala Ala Leu Gly Cys Leu Val Lys Asp Tyr Phe Pro Glu Pro Val
145                 150                 155                 160


Thr Val Ser Trp Asn Ser Gly Ala Leu Thr Ser Gly Val His Thr Phe
                165                 170                 175


Pro Ala Val Leu Gln Ser Ser Gly Leu Tyr Ser Leu Ser Ser Val Val
            180                 185                 190


Thr Val Pro Ser Ser Ser Leu Gly Thr Gln Thr Tyr Ile Cys Asn Val
        195                 200                 205


Asn His Lys Pro Ser Asn Thr Lys Val Asp Lys Lys Val Glu Pro Lys
    210                 215                 220


Ser Cys Asp Lys Thr His Thr Cys Pro Pro Cys Pro Ala Pro Glu Leu
225                 230                 235                 240


Leu Gly Gly Pro Ser Val Phe Leu Phe Pro Pro Lys Pro Lys Asp Thr
                245                 250                 255


Tyr Ile Thr Arg Glu Thr Pro Glu Val Thr Cys Val Val Val Asp Val
            260                 265                 270


Ser His Glu Asp Pro Glu Val Lys Phe Asn Trp Tyr Val Asp Gly Val
        275                 280                 285


Glu Val His Asn Ala Lys Thr Lys Pro Arg Glu Glu Gln Tyr Gly Ser
    290                 295                 300


Thr Tyr Arg Val Val Ser Val Leu Thr Val Leu His Gln Asp Trp Leu
305                 310                 315                 320


Asn Gly Lys Glu Tyr Lys Cys Lys Val Ser Asn Lys Ala Leu Pro Ala
                325                 330                 335


Pro Ile Glu Lys Thr Ile Ser Lys Ala Lys Gly Gln Pro Arg Glu Pro
            340                 345                 350


Gln Val Tyr Thr Leu Pro Pro Ser Arg Asp Glu Leu Thr Lys Asn Gln
        355                 360                 365


Val Ser Leu Ser Cys Ala Val Lys Gly Phe Tyr Pro Ser Asp Ile Ala
    370                 375                 380


Val Glu Trp Glu Ser Asn Gly Gln Pro Glu Asn Asn Tyr Lys Thr Thr
385                 390                 395                 400


Pro Pro Val Leu Asp Ser Asp Gly Ser Phe Phe Leu Val Ser Lys Leu
```

405 410 415

Thr Val Asp Lys Ser Arg Trp Gln Gln Gly Asn Val Phe Ser Cys Ser
420 425 430

Val Met His Glu Ala Leu His Asn His Tyr Thr Gln Lys Ser Leu Ser
435 440 445

Leu Ser Pro Gly Lys
450

<210> 653
<211> 453
<212> PRT
<213> artificial

<220>
<223> Synthetic polypeptide

<400> 653

Glu Leu Gln Leu Gln Glu Ser Gly Pro Gly Leu Val Lys Pro Ser Glu
1 5 10 15

Thr Leu Ser Leu Thr Cys Thr Val Ser Gly Gly Ser Ile Ser Asn Ser
20 25 30

Ser Tyr Tyr Trp Gly Trp Ile Arg Gln Pro Pro Gly Lys Gly Leu Glu
35 40 45

Trp Ile Gly Ser Ile Tyr Tyr Thr Gly Asn Thr Tyr Tyr Leu Pro Ser
50 55 60

Leu Lys Ser Arg Val Thr Ile Ser Val Asp Thr Ser Lys Asn Gln Phe
65 70 75 80

Ser Leu Lys Leu Ser Ser Val Thr Ala Ala Asp Thr Ala Val Tyr Tyr
85 90 95

Cys Ala Arg Val Arg Tyr Gly Val Gly Val Pro Arg Tyr Phe Asp Pro
100 105 110

Trp Gly Gln Gly Thr Leu Val Thr Val Ser Ser Ala Ser Thr Lys Gly
115 120 125

Pro Ser Val Phe Pro Leu Ala Pro Ser Ser Lys Ser Thr Ser Gly Gly
130 135 140

Thr Ala Ala Leu Gly Cys Leu Val Lys Asp Tyr Phe Pro Glu Pro Val
145 150 155 160

```
Thr Val Ser Trp Asn Ser Gly Ala Leu Thr Ser Gly Val His Thr Phe
                165                 170                 175

Pro Ala Val Leu Gln Ser Ser Gly Leu Tyr Ser Leu Ser Ser Val Val
            180                 185                 190

Thr Val Pro Ser Ser Ser Leu Gly Thr Gln Thr Tyr Ile Cys Asn Val
        195                 200                 205

Asn His Lys Pro Ser Asn Thr Lys Val Asp Lys Lys Val Glu Pro Lys
    210                 215                 220

Ser Cys Asp Lys Thr His Thr Cys Pro Pro Cys Pro Ala Pro Glu Leu
225                 230                 235                 240

Leu Gly Gly Pro Ser Val Phe Leu Phe Pro Pro Lys Pro Lys Asp Thr
                245                 250                 255

Leu Met Ile Ser Arg Thr Pro Glu Val Thr Cys Val Val Val Asp Val
            260                 265                 270

Ser His Glu Asp Pro Glu Val Lys Phe Asn Trp Tyr Val Asp Gly Val
        275                 280                 285

Glu Val His Asn Ala Lys Thr Lys Pro Arg Glu Glu Gln Tyr Gly Ser
    290                 295                 300

Thr Tyr Arg Val Val Ser Val Leu Thr Val Leu His Gln Asp Trp Leu
305                 310                 315                 320

Asn Gly Lys Glu Tyr Lys Cys Lys Val Ser Asn Lys Ala Leu Pro Ala
                325                 330                 335

Pro Ile Glu Lys Thr Ile Ser Lys Ala Lys Gly Gln Pro Arg Glu Pro
            340                 345                 350

Gln Val Tyr Thr Leu Pro Pro Ser Arg Asp Glu Leu Thr Lys Asn Gln
        355                 360                 365

Val Ser Leu Thr Cys Leu Val Lys Gly Phe Tyr Pro Ser Asp Ile Ala
    370                 375                 380

Val Glu Trp Glu Ser Asn Gly Gln Pro Glu Asn Asn Tyr Lys Thr Thr
385                 390                 395                 400

Pro Pro Val Leu Asp Ser Asp Gly Ser Phe Phe Leu Tyr Ser Lys Leu
                405                 410                 415

Thr Val Asp Lys Ser Arg Trp Gln Gln Gly Asn Val Phe Ser Cys Ser
```

```
            420                 425                 430

Val Met His Glu Ala Leu His Asn His Tyr Thr Gln Lys Ser Leu Ser
        435                 440                 445

Leu Ser Pro Gly Lys
    450
```

<210> 654
<211> 452
<212> PRT
<213> artificial

<220>
<223> Synthetic polypeptide

<400> 654

```
Glu Leu Gln Leu Gln Glu Ser Gly Pro Gly Leu Val Lys Pro Ser Glu
1               5                   10                  15

Thr Leu Ser Leu Thr Cys Thr Val Ser Gly Gly Ser Ile Ser Asn Ser
            20                  25                  30

Ser Tyr Tyr Trp Gly Trp Ile Arg Gln Pro Pro Gly Lys Gly Leu Glu
        35                  40                  45

Trp Ile Gly Ser Ile Tyr Tyr Thr Gly Asn Thr Tyr Tyr Leu Pro Ser
    50                  55                  60

Leu Lys Ser Arg Val Thr Ile Ser Val Asp Thr Ser Lys Asn Gln Phe
65                  70                  75                  80

Ser Leu Lys Leu Ser Ser Val Thr Ala Ala Asp Thr Ala Val Tyr Tyr
                85                  90                  95

Cys Ala Arg Val Arg Tyr Gly Val Gly Val Pro Arg Tyr Phe Asp Pro
            100                 105                 110

Trp Gly Gln Gly Thr Leu Val Thr Val Ser Ser Ala Ser Thr Lys Gly
        115                 120                 125

Pro Ser Val Phe Pro Leu Ala Pro Ser Ser Lys Ser Thr Ser Gly Gly
    130                 135                 140

Thr Ala Ala Leu Gly Cys Leu Val Lys Asp Tyr Phe Pro Glu Pro Val
145                 150                 155                 160

Thr Val Ser Trp Asn Ser Gly Ala Leu Thr Ser Gly Val His Thr Phe
                165                 170                 175
```

```
Pro Ala Val Leu Gln Ser Ser Gly Leu Tyr Ser Leu Ser Ser Val Val
            180                 185                 190

Thr Val Pro Ser Ser Ser Leu Gly Thr Gln Thr Tyr Ile Cys Asn Val
        195                 200                 205

Asn His Lys Pro Ser Asn Thr Lys Val Asp Lys Lys Val Glu Pro Lys
    210                 215                 220

Ser Cys Asp Lys Thr His Thr Cys Pro Pro Cys Pro Ala Pro Glu Leu
225                 230                 235                 240

Leu Gly Gly Pro Ser Val Phe Leu Phe Pro Pro Lys Pro Lys Asp Thr
                245                 250                 255

Tyr Ile Thr Arg Glu Thr Pro Glu Val Thr Cys Val Val Val Asp Val
            260                 265                 270

Ser His Glu Asp Pro Glu Val Lys Phe Asn Trp Tyr Val Asp Gly Val
        275                 280                 285

Glu Val His Asn Ala Lys Thr Lys Pro Arg Glu Glu Gln Tyr Gly Ser
    290                 295                 300

Thr Tyr Arg Val Val Ser Val Leu Thr Val Leu His Gln Asp Trp Leu
305                 310                 315                 320

Asn Gly Lys Glu Tyr Lys Cys Lys Val Ser Asn Lys Ala Leu Pro Ala
                325                 330                 335

Pro Ile Glu Lys Thr Ile Ser Lys Ala Lys Gly Gln Pro Arg Glu Pro
            340                 345                 350

Gln Val Tyr Thr Leu Pro Pro Ser Arg Asp Glu Leu Thr Lys Asn Gln
        355                 360                 365

Val Ser Leu Thr Cys Leu Val Lys Gly Phe Tyr Pro Ser Asp Ile Ala
    370                 375                 380

Val Glu Trp Glu Ser Asn Gly Gln Pro Glu Asn Asn Tyr Lys Thr Thr
385                 390                 395                 400

Pro Pro Val Leu Asp Ser Asp Gly Ser Phe Phe Leu Tyr Ser Lys Leu
                405                 410                 415

Thr Val Asp Lys Ser Arg Trp Gln Gln Gly Asn Val Phe Ser Cys Ser
            420                 425                 430

Val Met His Glu Ala Leu His Asn His Tyr Thr Gln Lys Ser Leu Ser
```

435 440 445

Leu Ser Pro Gly
450

<210> 655
<211> 453
<212> PRT
<213> artificial

<220>
<223> Synthetic polypeptide

<400> 655

Glu Leu Gln Leu Gln Glu Ser Gly Pro Gly Leu Val Lys Pro Ser Glu
1 5 10 15

Thr Leu Ser Leu Thr Cys Thr Val Ser Gly Gly Ser Ile Ser Asn Ser
20 25 30

Ser Tyr Tyr Trp Gly Trp Ile Arg Gln Pro Pro Gly Lys Gly Leu Glu
35 40 45

Trp Ile Gly Ser Ile Tyr Tyr Thr Gly Asn Thr Tyr Tyr Leu Pro Ser
50 55 60

Leu Lys Ser Arg Val Thr Ile Ser Val Asp Thr Ser Lys Asn Gln Phe
65 70 75 80

Ser Leu Lys Leu Ser Ser Val Thr Ala Ala Asp Thr Ala Val Tyr Tyr
85 90 95

Cys Ala Arg Val Arg Tyr Gly Val Gly Val Pro Arg Tyr Phe Asp Pro
100 105 110

Trp Gly Gln Gly Thr Leu Val Thr Val Ser Ser Ala Ser Thr Lys Gly
115 120 125

Pro Ser Val Phe Pro Leu Ala Pro Ser Ser Lys Ser Thr Ser Gly Gly
130 135 140

Thr Ala Ala Leu Gly Cys Leu Val Lys Asp Tyr Phe Pro Glu Pro Val
145 150 155 160

Thr Val Ser Trp Asn Ser Gly Ala Leu Thr Ser Gly Val His Thr Phe
165 170 175

Pro Ala Val Leu Gln Ser Ser Gly Leu Tyr Ser Leu Ser Ser Val Val
180 185 190

```
Thr Val Pro Ser Ser Ser Leu Gly Thr Gln Thr Tyr Ile Cys Asn Val
        195                 200                 205

Asn His Lys Pro Ser Asn Thr Lys Val Asp Lys Lys Val Glu Pro Lys
    210                 215                 220

Ser Cys Asp Lys Thr His Thr Cys Pro Pro Cys Pro Ala Pro Glu Leu
225                 230                 235                 240

Leu Gly Gly Pro Ser Val Phe Leu Phe Pro Pro Lys Pro Lys Asp Thr
                245                 250                 255

Tyr Ile Thr Arg Glu Thr Pro Glu Val Thr Cys Val Val Val Asp Val
            260                 265                 270

Ser His Glu Asp Pro Glu Val Lys Phe Asn Trp Tyr Val Asp Gly Val
        275                 280                 285

Glu Val His Asn Ala Lys Thr Lys Pro Arg Glu Glu Gln Tyr Gly Ser
    290                 295                 300

Thr Tyr Arg Val Val Ser Val Leu Thr Val Leu His Gln Asp Trp Leu
305                 310                 315                 320

Asn Gly Lys Glu Tyr Lys Cys Lys Val Ser Asn Lys Ala Leu Pro Ala
                325                 330                 335

Pro Ile Glu Lys Thr Ile Ser Lys Ala Lys Gly Gln Pro Arg Glu Pro
            340                 345                 350

Gln Val Tyr Thr Leu Pro Pro Ser Arg Asp Glu Leu Thr Lys Asn Gln
        355                 360                 365

Val Ser Leu Thr Cys Leu Val Lys Gly Phe Tyr Pro Ser Asp Ile Ala
    370                 375                 380

Val Glu Trp Glu Ser Asn Gly Gln Pro Glu Asn Asn Tyr Lys Thr Thr
385                 390                 395                 400

Pro Pro Val Leu Asp Ser Asp Gly Ser Phe Phe Leu Tyr Ser Lys Leu
                405                 410                 415

Thr Val Asp Lys Ser Arg Trp Gln Gln Gly Asn Val Phe Ser Cys Ser
            420                 425                 430

Val Met His Glu Ala Leu His Asn His Tyr Thr Gln Lys Ser Leu Ser
        435                 440                 445

Leu Ser Pro Gly Lys
```

450

<210> 656
<211> 453
<212> PRT
<213> artificial

<220>
<223> Synthetic polypeptide

<400> 656

Glu Leu Gln Leu Gln Glu Ser Gly Pro Gly Leu Val Lys Pro Ser Glu
1 5 10 15

Thr Leu Ser Leu Thr Cys Thr Val Ser Gly Gly Ser Ile Ser Asn Ser
20 25 30

Ser Tyr Tyr Trp Gly Trp Ile Arg Gln Pro Pro Gly Lys Gly Leu Glu
35 40 45

Trp Ile Gly Ser Ile Tyr Tyr Thr Gly Asn Thr Tyr Tyr Leu Pro Ser
50 55 60

Leu Lys Ser Arg Val Thr Ile Ser Val Asp Thr Ser Lys Asn Gln Phe
65 70 75 80

Ser Leu Lys Leu Ser Ser Val Thr Ala Ala Asp Thr Ala Val Tyr Tyr
85 90 95

Cys Ala Arg Val Arg Tyr Gly Val Gly Val Pro Arg Tyr Phe Asp Pro
100 105 110

Trp Gly Gln Gly Thr Leu Val Thr Val Ser Ser Ala Ser Thr Lys Gly
115 120 125

Pro Ser Val Phe Pro Leu Ala Pro Ser Ser Lys Ser Thr Ser Gly Gly
130 135 140

Thr Ala Ala Leu Gly Cys Leu Val Lys Asp Tyr Phe Pro Glu Pro Val
145 150 155 160

Thr Val Ser Trp Asn Ser Gly Ala Leu Thr Ser Gly Val His Thr Phe
165 170 175

Pro Ala Val Leu Gln Ser Ser Gly Leu Tyr Ser Leu Ser Ser Val Val
180 185 190

Thr Val Pro Ser Ser Ser Leu Gly Thr Gln Thr Tyr Ile Cys Asn Val
195 200 205

```
Asn His Lys Pro Ser Asn Thr Lys Val Asp Lys Lys Val Glu Pro Lys
    210                 215                 220

Ser Cys Asp Lys Thr His Thr Cys Pro Pro Cys Pro Ala Pro Glu Leu
225                 230                 235                 240

Leu Gly Gly Pro Ser Val Phe Leu Phe Pro Pro Lys Pro Lys Asp Thr
                245                 250                 255

Leu Met Ile Ser Arg Thr Pro Glu Val Thr Cys Val Val Val Asp Val
            260                 265                 270

Ser His Glu Asp Pro Glu Val Lys Phe Asn Trp Tyr Val Asp Gly Val
        275                 280                 285

Glu Val His Asn Ala Lys Thr Lys Pro Arg Glu Glu Gln Tyr Gly Ser
    290                 295                 300

Thr Tyr Arg Val Val Ser Val Leu Thr Val Leu His Gln Asp Trp Leu
305                 310                 315                 320

Asn Gly Lys Glu Tyr Lys Cys Lys Val Ser Asn Lys Ala Leu Pro Ala
                325                 330                 335

Pro Ile Glu Lys Thr Ile Ser Lys Ala Lys Gly Gln Pro Arg Glu Pro
            340                 345                 350

Gln Val Tyr Thr Leu Pro Pro Ser Arg Asp Glu Leu Thr Lys Asn Gln
        355                 360                 365

Val Ser Leu Trp Cys Leu Val Lys Gly Phe Tyr Pro Ser Asp Ile Ala
    370                 375                 380

Val Glu Trp Glu Ser Asn Gly Gln Pro Glu Asn Asn Tyr Lys Thr Thr
385                 390                 395                 400

Pro Pro Val Leu Asp Ser Asp Gly Ser Phe Phe Leu Tyr Ser Lys Leu
                405                 410                 415

Thr Val Asp Lys Ser Arg Trp Gln Gln Gly Asn Val Phe Ser Cys Ser
            420                 425                 430

Val Met His Glu Ala Leu His Asn His Tyr Thr Gln Lys Ser Leu Ser
        435                 440                 445

Leu Ser Pro Gly Lys
    450
```

<210> 657

<211> 452
<212> PRT
<213> artificial

<220>
<223> Synthetic polypeptide

<400> 657

```
Glu Leu Gln Leu Gln Glu Ser Gly Pro Gly Leu Val Lys Pro Ser Glu
1               5                   10                  15


Thr Leu Ser Leu Thr Cys Thr Val Ser Gly Gly Ser Ile Ser Asn Ser
            20                  25                  30


Ser Tyr Tyr Trp Gly Trp Ile Arg Gln Pro Pro Gly Lys Gly Leu Glu
        35                  40                  45


Trp Ile Gly Ser Ile Tyr Tyr Thr Gly Asn Thr Tyr Tyr Leu Pro Ser
    50                  55                  60


Leu Lys Ser Arg Val Thr Ile Ser Val Asp Thr Ser Lys Asn Gln Phe
65                  70                  75                  80


Ser Leu Lys Leu Ser Ser Val Thr Ala Ala Asp Thr Ala Val Tyr Tyr
                85                  90                  95


Cys Ala Arg Val Arg Tyr Gly Val Gly Val Pro Arg Tyr Phe Asp Pro
            100                 105                 110


Trp Gly Gln Gly Thr Leu Val Thr Val Ser Ser Ala Ser Thr Lys Gly
        115                 120                 125


Pro Ser Val Phe Pro Leu Ala Pro Ser Ser Lys Ser Thr Ser Gly Gly
    130                 135                 140


Thr Ala Ala Leu Gly Cys Leu Val Lys Asp Tyr Phe Pro Glu Pro Val
145                 150                 155                 160


Thr Val Ser Trp Asn Ser Gly Ala Leu Thr Ser Gly Val His Thr Phe
                165                 170                 175


Pro Ala Val Leu Gln Ser Ser Gly Leu Tyr Ser Leu Ser Ser Val Val
            180                 185                 190


Thr Val Pro Ser Ser Ser Leu Gly Thr Gln Thr Tyr Ile Cys Asn Val
        195                 200                 205


Asn His Lys Pro Ser Asn Thr Lys Val Asp Lys Lys Val Glu Pro Lys
    210                 215                 220
```

```
Ser Cys Asp Lys Thr His Thr Cys Pro Pro Cys Pro Ala Pro Glu Leu
225                 230                 235                 240


Leu Gly Gly Pro Ser Val Phe Leu Phe Pro Pro Lys Pro Lys Asp Thr
                245                 250                 255


Tyr Ile Thr Arg Glu Thr Pro Glu Val Thr Cys Val Val Val Asp Val
            260                 265                 270


Ser His Glu Asp Pro Glu Val Lys Phe Asn Trp Tyr Val Asp Gly Val
        275                 280                 285


Glu Val His Asn Ala Lys Thr Lys Pro Arg Glu Glu Gln Tyr Gly Ser
    290                 295                 300


Thr Tyr Arg Val Val Ser Val Leu Thr Val Leu His Gln Asp Trp Leu
305                 310                 315                 320


Asn Gly Lys Glu Tyr Lys Cys Lys Val Ser Asn Lys Ala Leu Pro Ala
                325                 330                 335


Pro Ile Glu Lys Thr Ile Ser Lys Ala Lys Gly Gln Pro Arg Glu Pro
            340                 345                 350


Gln Val Tyr Thr Leu Pro Pro Ser Arg Asp Glu Leu Thr Lys Asn Gln
        355                 360                 365


Val Ser Leu Trp Cys Leu Val Lys Gly Phe Tyr Pro Ser Asp Ile Ala
    370                 375                 380


Val Glu Trp Glu Ser Asn Gly Gln Pro Glu Asn Asn Tyr Lys Thr Thr
385                 390                 395                 400


Pro Pro Val Leu Asp Ser Asp Gly Ser Phe Phe Leu Tyr Ser Lys Leu
                405                 410                 415


Thr Val Asp Lys Ser Arg Trp Gln Gln Gly Asn Val Phe Ser Cys Ser
            420                 425                 430


Val Met His Glu Ala Leu His Asn His Tyr Thr Gln Lys Ser Leu Ser
        435                 440                 445


Leu Ser Pro Gly
    450


<210>  658
<211>  453
<212>  PRT
<213>  artificial
```

<220>
<223> Synthetic polypeptide

<400> 658

Glu Leu Gln Leu Gln Glu Ser Gly Pro Gly Leu Val Lys Pro Ser Glu
1   5   10   15

Thr Leu Ser Leu Thr Cys Thr Val Ser Gly Gly Ser Ile Ser Asn Ser
            20   25   30

Ser Tyr Tyr Trp Gly Trp Ile Arg Gln Pro Pro Gly Lys Gly Leu Glu
        35   40   45

Trp Ile Gly Ser Ile Tyr Tyr Thr Gly Asn Thr Tyr Tyr Leu Pro Ser
    50   55   60

Leu Lys Ser Arg Val Thr Ile Ser Val Asp Thr Ser Lys Asn Gln Phe
65   70   75   80

Ser Leu Lys Leu Ser Ser Val Thr Ala Ala Asp Thr Ala Val Tyr Tyr
                85   90   95

Cys Ala Arg Val Arg Tyr Gly Val Gly Val Pro Arg Tyr Phe Asp Pro
            100   105   110

Trp Gly Gln Gly Thr Leu Val Thr Val Ser Ser Ala Ser Thr Lys Gly
        115   120   125

Pro Ser Val Phe Pro Leu Ala Pro Ser Ser Lys Ser Thr Ser Gly Gly
    130   135   140

Thr Ala Ala Leu Gly Cys Leu Val Lys Asp Tyr Phe Pro Glu Pro Val
145   150   155   160

Thr Val Ser Trp Asn Ser Gly Ala Leu Thr Ser Gly Val His Thr Phe
                165   170   175

Pro Ala Val Leu Gln Ser Ser Gly Leu Tyr Ser Leu Ser Ser Val Val
            180   185   190

Thr Val Pro Ser Ser Ser Leu Gly Thr Gln Thr Tyr Ile Cys Asn Val
        195   200   205

Asn His Lys Pro Ser Asn Thr Lys Val Asp Lys Lys Val Glu Pro Lys
    210   215   220

Ser Cys Asp Lys Thr His Thr Cys Pro Pro Cys Pro Ala Pro Glu Leu
225   230   235   240

```
Leu Gly Gly Pro Ser Val Phe Leu Phe Pro Pro Lys Pro Lys Asp Thr
                245                 250                 255

Tyr Ile Thr Arg Glu Thr Pro Glu Val Thr Cys Val Val Val Asp Val
            260                 265                 270

Ser His Glu Asp Pro Glu Val Lys Phe Asn Trp Tyr Val Asp Gly Val
        275                 280                 285

Glu Val His Asn Ala Lys Thr Lys Pro Arg Glu Glu Gln Tyr Gly Ser
    290                 295                 300

Thr Tyr Arg Val Val Ser Val Leu Thr Val Leu His Gln Asp Trp Leu
305                 310                 315                 320

Asn Gly Lys Glu Tyr Lys Cys Lys Val Ser Asn Lys Ala Leu Pro Ala
                325                 330                 335

Pro Ile Glu Lys Thr Ile Ser Lys Ala Lys Gly Gln Pro Arg Glu Pro
            340                 345                 350

Gln Val Tyr Thr Leu Pro Pro Ser Arg Asp Glu Leu Thr Lys Asn Gln
        355                 360                 365

Val Ser Leu Trp Cys Leu Val Lys Gly Phe Tyr Pro Ser Asp Ile Ala
    370                 375                 380

Val Glu Trp Glu Ser Asn Gly Gln Pro Glu Asn Asn Tyr Lys Thr Thr
385                 390                 395                 400

Pro Pro Val Leu Asp Ser Asp Gly Ser Phe Phe Leu Tyr Ser Lys Leu
                405                 410                 415

Thr Val Asp Lys Ser Arg Trp Gln Gln Gly Asn Val Phe Ser Cys Ser
            420                 425                 430

Val Met His Glu Ala Leu His Asn His Tyr Thr Gln Lys Ser Leu Ser
        435                 440                 445

Leu Ser Pro Gly Lys
    450


<210>  659
<211>  453
<212>  PRT
<213>  artificial

<220>
<223>  Synthetic polypeptide

<400>  659
```

```
Glu Leu Gln Leu Gln Glu Ser Gly Pro Gly Leu Val Lys Pro Ser Glu
1               5                   10                  15

Thr Leu Ser Leu Thr Cys Thr Val Ser Gly Gly Ser Ile Ser Asn Ser
            20                  25                  30

Ser Tyr Tyr Trp Gly Trp Ile Arg Gln Pro Pro Gly Lys Gly Leu Glu
        35                  40                  45

Trp Ile Gly Ser Ile Tyr Tyr Thr Gly Asn Thr Tyr Tyr Leu Pro Ser
    50                  55                  60

Leu Lys Ser Arg Val Thr Ile Ser Val Asp Thr Ser Lys Asn Gln Phe
65                  70                  75                  80

Ser Leu Lys Leu Ser Ser Val Thr Ala Ala Asp Thr Ala Val Tyr Tyr
                85                  90                  95

Cys Ala Arg Val Arg Tyr Gly Val Gly Val Pro Arg Tyr Phe Asp Pro
            100                 105                 110

Trp Gly Gln Gly Thr Leu Val Thr Val Ser Ser Ala Ser Thr Lys Gly
        115                 120                 125

Pro Ser Val Phe Pro Leu Ala Pro Ser Ser Lys Ser Thr Ser Gly Gly
    130                 135                 140

Thr Ala Ala Leu Gly Cys Leu Val Lys Asp Tyr Phe Pro Glu Pro Val
145                 150                 155                 160

Thr Val Ser Trp Asn Ser Gly Ala Leu Thr Ser Gly Val His Thr Phe
                165                 170                 175

Pro Ala Val Leu Gln Ser Ser Gly Leu Tyr Ser Leu Ser Ser Val Val
            180                 185                 190

Thr Val Pro Ser Ser Ser Leu Gly Thr Gln Thr Tyr Ile Cys Asn Val
        195                 200                 205

Asn His Lys Pro Ser Asn Thr Lys Val Asp Lys Lys Val Glu Pro Lys
    210                 215                 220

Ser Cys Asp Lys Thr His Thr Cys Pro Pro Cys Pro Ala Pro Glu Leu
225                 230                 235                 240

Leu Gly Gly Pro Ser Val Phe Leu Phe Pro Pro Lys Pro Lys Asp Thr
                245                 250                 255
```

```
Leu Met Ile Ser Arg Thr Pro Glu Val Thr Cys Val Val Val Asp Val
            260                 265                 270


Ser His Glu Asp Pro Glu Val Lys Phe Asn Trp Tyr Val Asp Gly Val
        275                 280                 285


Glu Val His Asn Ala Lys Thr Lys Pro Arg Glu Glu Gln Tyr Gly Ser
    290                 295                 300


Thr Tyr Arg Val Val Ser Val Leu Thr Val Leu His Gln Asp Trp Leu
305                 310                 315                 320


Asn Gly Lys Glu Tyr Lys Cys Lys Val Ser Asn Lys Ala Leu Pro Ala
                325                 330                 335


Pro Ile Glu Lys Thr Ile Ser Lys Ala Lys Gly Gln Pro Arg Glu Pro
            340                 345                 350


Gln Val Tyr Thr Leu Pro Pro Ser Arg Asp Glu Leu Thr Lys Asn Gln
        355                 360                 365


Val Ser Leu Ser Cys Ala Val Lys Gly Phe Tyr Pro Ser Asp Ile Ala
    370                 375                 380


Val Glu Trp Glu Ser Asn Gly Gln Pro Glu Asn Asn Tyr Lys Thr Thr
385                 390                 395                 400


Pro Pro Val Leu Asp Ser Asp Gly Ser Phe Phe Leu Val Ser Lys Leu
                405                 410                 415


Thr Val Asp Lys Ser Arg Trp Gln Gln Gly Asn Val Phe Ser Cys Ser
            420                 425                 430


Val Met His Glu Ala Leu His Asn His Tyr Thr Gln Lys Ser Leu Ser
        435                 440                 445


Leu Ser Pro Gly Lys
    450


<210>  660
<211>  452
<212>  PRT
<213>  artificial

<220>
<223>  Synthetic polypeptide

<400>  660

Glu Leu Gln Leu Gln Glu Ser Gly Pro Gly Leu Val Lys Pro Ser Glu
1               5                   10                  15
```

```
Thr Leu Ser Leu Thr Cys Thr Val Ser Gly Gly Ser Ile Ser Asn Ser
            20                  25                  30

Ser Tyr Tyr Trp Gly Trp Ile Arg Gln Pro Pro Gly Lys Gly Leu Glu
        35                  40                  45

Trp Ile Gly Ser Ile Tyr Tyr Thr Gly Asn Thr Tyr Tyr Leu Pro Ser
    50                  55                  60

Leu Lys Ser Arg Val Thr Ile Ser Val Asp Thr Ser Lys Asn Gln Phe
65                  70                  75                  80

Ser Leu Lys Leu Ser Ser Val Thr Ala Ala Asp Thr Ala Val Tyr Tyr
                85                  90                  95

Cys Ala Arg Val Arg Tyr Gly Val Gly Val Pro Arg Tyr Phe Asp Pro
            100                 105                 110

Trp Gly Gln Gly Thr Leu Val Thr Val Ser Ser Ala Ser Thr Lys Gly
        115                 120                 125

Pro Ser Val Phe Pro Leu Ala Pro Ser Ser Lys Ser Thr Ser Gly Gly
    130                 135                 140

Thr Ala Ala Leu Gly Cys Leu Val Lys Asp Tyr Phe Pro Glu Pro Val
145                 150                 155                 160

Thr Val Ser Trp Asn Ser Gly Ala Leu Thr Ser Gly Val His Thr Phe
                165                 170                 175

Pro Ala Val Leu Gln Ser Ser Gly Leu Tyr Ser Leu Ser Ser Val Val
            180                 185                 190

Thr Val Pro Ser Ser Ser Leu Gly Thr Gln Thr Tyr Ile Cys Asn Val
        195                 200                 205

Asn His Lys Pro Ser Asn Thr Lys Val Asp Lys Lys Val Glu Pro Lys
    210                 215                 220

Ser Cys Asp Lys Thr His Thr Cys Pro Pro Cys Pro Ala Pro Glu Leu
225                 230                 235                 240

Leu Gly Gly Pro Ser Val Phe Leu Phe Pro Pro Lys Pro Lys Asp Thr
                245                 250                 255

Tyr Ile Thr Arg Glu Thr Pro Glu Val Thr Cys Val Val Val Asp Val
            260                 265                 270
```

```
Ser His Glu Asp Pro Glu Val Lys Phe Asn Trp Tyr Val Asp Gly Val
        275                 280                 285

Glu Val His Asn Ala Lys Thr Lys Pro Arg Glu Glu Gln Tyr Gly Ser
    290                 295                 300

Thr Tyr Arg Val Val Ser Val Leu Thr Val Leu His Gln Asp Trp Leu
305                 310                 315                 320

Asn Gly Lys Glu Tyr Lys Cys Lys Val Ser Asn Lys Ala Leu Pro Ala
                325                 330                 335

Pro Ile Glu Lys Thr Ile Ser Lys Ala Lys Gly Gln Pro Arg Glu Pro
            340                 345                 350

Gln Val Tyr Thr Leu Pro Pro Ser Arg Asp Glu Leu Thr Lys Asn Gln
        355                 360                 365

Val Ser Leu Ser Cys Ala Val Lys Gly Phe Tyr Pro Ser Asp Ile Ala
    370                 375                 380

Val Glu Trp Glu Ser Asn Gly Gln Pro Glu Asn Asn Tyr Lys Thr Thr
385                 390                 395                 400

Pro Pro Val Leu Asp Ser Asp Gly Ser Phe Phe Leu Val Ser Lys Leu
                405                 410                 415

Thr Val Asp Lys Ser Arg Trp Gln Gln Gly Asn Val Phe Ser Cys Ser
            420                 425                 430

Val Met His Glu Ala Leu His Asn His Tyr Thr Gln Lys Ser Leu Ser
        435                 440                 445

Leu Ser Pro Gly
    450


<210>  661
<211>  453
<212>  PRT
<213>  artificial

<220>
<223>  Synthetic polypeptide

<400>  661

Glu Leu Gln Leu Gln Glu Ser Gly Pro Gly Leu Val Lys Pro Ser Glu
1               5                   10                  15

Thr Leu Ser Leu Thr Cys Thr Val Ser Gly Gly Ser Ile Ser Asn Ser
            20                  25                  30
```

```
Ser Tyr Tyr Trp Gly Trp Ile Arg Gln Pro Pro Gly Lys Gly Leu Glu
        35                  40                  45

Trp Ile Gly Ser Ile Tyr Tyr Thr Gly Asn Thr Tyr Tyr Leu Pro Ser
    50                  55                  60

Leu Lys Ser Arg Val Thr Ile Ser Val Asp Thr Ser Lys Asn Gln Phe
65                  70                  75                  80

Ser Leu Lys Leu Ser Ser Val Thr Ala Ala Asp Thr Ala Val Tyr Tyr
                85                  90                  95

Cys Ala Arg Val Arg Tyr Gly Val Gly Val Pro Arg Tyr Phe Asp Pro
            100                 105                 110

Trp Gly Gln Gly Thr Leu Val Thr Val Ser Ser Ala Ser Thr Lys Gly
        115                 120                 125

Pro Ser Val Phe Pro Leu Ala Pro Ser Ser Lys Ser Thr Ser Gly Gly
    130                 135                 140

Thr Ala Ala Leu Gly Cys Leu Val Lys Asp Tyr Phe Pro Glu Pro Val
145                 150                 155                 160

Thr Val Ser Trp Asn Ser Gly Ala Leu Thr Ser Gly Val His Thr Phe
                165                 170                 175

Pro Ala Val Leu Gln Ser Ser Gly Leu Tyr Ser Leu Ser Ser Val Val
            180                 185                 190

Thr Val Pro Ser Ser Ser Leu Gly Thr Gln Thr Tyr Ile Cys Asn Val
        195                 200                 205

Asn His Lys Pro Ser Asn Thr Lys Val Asp Lys Lys Val Glu Pro Lys
    210                 215                 220

Ser Cys Asp Lys Thr His Thr Cys Pro Pro Cys Pro Ala Pro Glu Leu
225                 230                 235                 240

Leu Gly Gly Pro Ser Val Phe Leu Phe Pro Pro Lys Pro Lys Asp Thr
                245                 250                 255

Tyr Ile Thr Arg Glu Thr Pro Glu Val Thr Cys Val Val Val Asp Val
            260                 265                 270

Ser His Glu Asp Pro Glu Val Lys Phe Asn Trp Tyr Val Asp Gly Val
        275                 280                 285
```

```
Glu Val His Asn Ala Lys Thr Lys Pro Arg Glu Glu Gln Tyr Gly Ser
    290                 295                 300

Thr Tyr Arg Val Val Ser Val Leu Thr Val Leu His Gln Asp Trp Leu
305                 310                 315                 320

Asn Gly Lys Glu Tyr Lys Cys Lys Val Ser Asn Lys Ala Leu Pro Ala
                325                 330                 335

Pro Ile Glu Lys Thr Ile Ser Lys Ala Lys Gly Gln Pro Arg Glu Pro
            340                 345                 350

Gln Val Tyr Thr Leu Pro Pro Ser Arg Asp Glu Leu Thr Lys Asn Gln
        355                 360                 365

Val Ser Leu Ser Cys Ala Val Lys Gly Phe Tyr Pro Ser Asp Ile Ala
    370                 375                 380

Val Glu Trp Glu Ser Asn Gly Gln Pro Glu Asn Asn Tyr Lys Thr Thr
385                 390                 395                 400

Pro Pro Val Leu Asp Ser Asp Gly Ser Phe Phe Leu Val Ser Lys Leu
                405                 410                 415

Thr Val Asp Lys Ser Arg Trp Gln Gln Gly Asn Val Phe Ser Cys Ser
            420                 425                 430

Val Met His Glu Ala Leu His Asn His Tyr Thr Gln Lys Ser Leu Ser
        435                 440                 445

Leu Ser Pro Gly Lys
    450
```

<210> 662
<211> 453
<212> PRT
<213> artificial

<220>
<223> Synthetic polypeptide

<400> 662

```
Glu Leu Gln Leu Gln Glu Ser Gly Pro Gly Leu Val Lys Pro Ser Glu
1               5                   10                  15

Thr Leu Ser Leu Thr Cys Thr Val Ser Gly Gly Ser Ile Ser Glu Ser
            20                  25                  30

Ser Tyr Tyr Trp Gly Trp Ile Arg Gln Pro Pro Gly Lys Gly Leu Glu
        35                  40                  45
```

```
Trp Ile Gly Ser Ile Tyr Tyr Thr Gly Asn Thr Tyr Tyr Leu Pro Ser
    50                  55                  60

Leu Lys Ser Arg Val Thr Ile Ser Val Asp Thr Ser Lys Asn Gln Phe
65                  70                  75                  80

Ser Leu Lys Leu Ser Ser Val Thr Ala Ala Asp Thr Ala Val Tyr Tyr
                85                  90                  95

Cys Ala Arg Val Arg Tyr Gly Val Gly Val Pro Arg Tyr Phe Asp Pro
            100                 105                 110

Trp Gly Gln Gly Thr Leu Val Thr Val Ser Ser Ala Ser Thr Lys Gly
        115                 120                 125

Pro Ser Val Phe Pro Leu Ala Pro Ser Ser Lys Ser Thr Ser Gly Gly
    130                 135                 140

Thr Ala Ala Leu Gly Cys Leu Val Lys Asp Tyr Phe Pro Glu Pro Val
145                 150                 155                 160

Thr Val Ser Trp Asn Ser Gly Ala Leu Thr Ser Gly Val His Thr Phe
                165                 170                 175

Pro Ala Val Leu Gln Ser Ser Gly Leu Tyr Ser Leu Ser Ser Val Val
            180                 185                 190

Thr Val Pro Ser Ser Ser Leu Gly Thr Gln Thr Tyr Ile Cys Asn Val
        195                 200                 205

Asn His Lys Pro Ser Asn Thr Lys Val Asp Lys Lys Val Glu Pro Lys
    210                 215                 220

Ser Cys Asp Lys Thr His Thr Cys Pro Pro Cys Pro Ala Pro Glu Leu
225                 230                 235                 240

Leu Gly Gly Pro Ser Val Phe Leu Phe Pro Pro Lys Pro Lys Asp Thr
                245                 250                 255

Leu Met Ile Ser Arg Thr Pro Glu Val Thr Cys Val Val Val Asp Val
            260                 265                 270

Ser His Glu Asp Pro Glu Val Lys Phe Asn Trp Tyr Val Asp Gly Val
        275                 280                 285

Glu Val His Asn Ala Lys Thr Lys Pro Arg Glu Glu Gln Tyr Gly Ser
    290                 295                 300
```

```
Thr Tyr Arg Val Val Ser Val Leu Thr Val Leu His Gln Asp Trp Leu
305                 310                 315                 320


Asn Gly Lys Glu Tyr Lys Cys Lys Val Ser Asn Lys Ala Leu Pro Ala
                325                 330                 335


Pro Ile Glu Lys Thr Ile Ser Lys Ala Lys Gly Gln Pro Arg Glu Pro
            340                 345                 350


Gln Val Tyr Thr Leu Pro Pro Ser Arg Asp Glu Leu Thr Lys Asn Gln
        355                 360                 365


Val Ser Leu Thr Cys Leu Val Lys Gly Phe Tyr Pro Ser Asp Ile Ala
    370                 375                 380


Val Glu Trp Glu Ser Asn Gly Gln Pro Glu Asn Asn Tyr Lys Thr Thr
385                 390                 395                 400


Pro Pro Val Leu Asp Ser Asp Gly Ser Phe Phe Leu Tyr Ser Lys Leu
                405                 410                 415


Thr Val Asp Lys Ser Arg Trp Gln Gln Gly Asn Val Phe Ser Cys Ser
            420                 425                 430


Val Met His Glu Ala Leu His Asn His Tyr Thr Gln Lys Ser Leu Ser
        435                 440                 445


Leu Ser Pro Gly Lys
    450


<210>  663
<211>  452
<212>  PRT
<213>  artificial

<220>
<223>  Synthetic polypeptide

<400>  663

Glu Leu Gln Leu Gln Glu Ser Gly Pro Gly Leu Val Lys Pro Ser Glu
1               5                   10                  15


Thr Leu Ser Leu Thr Cys Thr Val Ser Gly Gly Ser Ile Ser Glu Ser
            20                  25                  30


Ser Tyr Tyr Trp Gly Trp Ile Arg Gln Pro Pro Gly Lys Gly Leu Glu
        35                  40                  45


Trp Ile Gly Ser Ile Tyr Tyr Thr Gly Asn Thr Tyr Tyr Leu Pro Ser
    50                  55                  60
```

```
Leu Lys Ser Arg Val Thr Ile Ser Val Asp Thr Ser Lys Asn Gln Phe
65                  70                  75                  80


Ser Leu Lys Leu Ser Ser Val Thr Ala Ala Asp Thr Ala Val Tyr Tyr
                85                  90                  95


Cys Ala Arg Val Arg Tyr Gly Val Gly Val Pro Arg Tyr Phe Asp Pro
            100                 105                 110


Trp Gly Gln Gly Thr Leu Val Thr Val Ser Ser Ala Ser Thr Lys Gly
        115                 120                 125


Pro Ser Val Phe Pro Leu Ala Pro Ser Ser Lys Ser Thr Ser Gly Gly
    130                 135                 140


Thr Ala Ala Leu Gly Cys Leu Val Lys Asp Tyr Phe Pro Glu Pro Val
145                 150                 155                 160


Thr Val Ser Trp Asn Ser Gly Ala Leu Thr Ser Gly Val His Thr Phe
                165                 170                 175


Pro Ala Val Leu Gln Ser Ser Gly Leu Tyr Ser Leu Ser Ser Val Val
            180                 185                 190


Thr Val Pro Ser Ser Ser Leu Gly Thr Gln Thr Tyr Ile Cys Asn Val
        195                 200                 205


Asn His Lys Pro Ser Asn Thr Lys Val Asp Lys Lys Val Glu Pro Lys
    210                 215                 220


Ser Cys Asp Lys Thr His Thr Cys Pro Pro Cys Pro Ala Pro Glu Leu
225                 230                 235                 240


Leu Gly Gly Pro Ser Val Phe Leu Phe Pro Pro Lys Pro Lys Asp Thr
                245                 250                 255


Tyr Ile Thr Arg Glu Thr Pro Glu Val Thr Cys Val Val Val Asp Val
            260                 265                 270


Ser His Glu Asp Pro Glu Val Lys Phe Asn Trp Tyr Val Asp Gly Val
        275                 280                 285


Glu Val His Asn Ala Lys Thr Lys Pro Arg Glu Glu Gln Tyr Gly Ser
    290                 295                 300


Thr Tyr Arg Val Val Ser Val Leu Thr Val Leu His Gln Asp Trp Leu
305                 310                 315                 320
```

```
Asn Gly Lys Glu Tyr Lys Cys Lys Val Ser Asn Lys Ala Leu Pro Ala
                325                 330                 335

Pro Ile Glu Lys Thr Ile Ser Lys Ala Lys Gly Gln Pro Arg Glu Pro
            340                 345                 350

Gln Val Tyr Thr Leu Pro Pro Ser Arg Asp Glu Leu Thr Lys Asn Gln
        355                 360                 365

Val Ser Leu Thr Cys Leu Val Lys Gly Phe Tyr Pro Ser Asp Ile Ala
    370                 375                 380

Val Glu Trp Glu Ser Asn Gly Gln Pro Glu Asn Asn Tyr Lys Thr Thr
385                 390                 395                 400

Pro Pro Val Leu Asp Ser Asp Gly Ser Phe Phe Leu Tyr Ser Lys Leu
                405                 410                 415

Thr Val Asp Lys Ser Arg Trp Gln Gln Gly Asn Val Phe Ser Cys Ser
            420                 425                 430

Val Met His Glu Ala Leu His Asn His Tyr Thr Gln Lys Ser Leu Ser
        435                 440                 445

Leu Ser Pro Gly
    450
```

<210> 664
<211> 453
<212> PRT
<213> artificial

<220>
<223> Synthetic polypeptide

<400> 664

```
Glu Leu Gln Leu Gln Glu Ser Gly Pro Gly Leu Val Lys Pro Ser Glu
1               5                   10                  15

Thr Leu Ser Leu Thr Cys Thr Val Ser Gly Gly Ser Ile Ser Glu Ser
            20                  25                  30

Ser Tyr Tyr Trp Gly Trp Ile Arg Gln Pro Pro Gly Lys Gly Leu Glu
        35                  40                  45

Trp Ile Gly Ser Ile Tyr Tyr Thr Gly Asn Thr Tyr Tyr Leu Pro Ser
    50                  55                  60

Leu Lys Ser Arg Val Thr Ile Ser Val Asp Thr Ser Lys Asn Gln Phe
65                  70                  75                  80
```

```
Ser Leu Lys Leu Ser Ser Val Thr Ala Ala Asp Thr Ala Val Tyr Tyr
                85                  90                  95

Cys Ala Arg Val Arg Tyr Gly Val Gly Val Pro Arg Tyr Phe Asp Pro
            100                 105                 110

Trp Gly Gln Gly Thr Leu Val Thr Val Ser Ser Ala Ser Thr Lys Gly
        115                 120                 125

Pro Ser Val Phe Pro Leu Ala Pro Ser Ser Lys Ser Thr Ser Gly Gly
    130                 135                 140

Thr Ala Ala Leu Gly Cys Leu Val Lys Asp Tyr Phe Pro Glu Pro Val
145                 150                 155                 160

Thr Val Ser Trp Asn Ser Gly Ala Leu Thr Ser Gly Val His Thr Phe
                165                 170                 175

Pro Ala Val Leu Gln Ser Ser Gly Leu Tyr Ser Leu Ser Ser Val Val
            180                 185                 190

Thr Val Pro Ser Ser Ser Leu Gly Thr Gln Thr Tyr Ile Cys Asn Val
        195                 200                 205

Asn His Lys Pro Ser Asn Thr Lys Val Asp Lys Lys Val Glu Pro Lys
    210                 215                 220

Ser Cys Asp Lys Thr His Thr Cys Pro Pro Cys Pro Ala Pro Glu Leu
225                 230                 235                 240

Leu Gly Gly Pro Ser Val Phe Leu Phe Pro Pro Lys Pro Lys Asp Thr
                245                 250                 255

Tyr Ile Thr Arg Glu Thr Pro Glu Val Thr Cys Val Val Val Asp Val
            260                 265                 270

Ser His Glu Asp Pro Glu Val Lys Phe Asn Trp Tyr Val Asp Gly Val
        275                 280                 285

Glu Val His Asn Ala Lys Thr Lys Pro Arg Glu Glu Gln Tyr Gly Ser
    290                 295                 300

Thr Tyr Arg Val Val Ser Val Leu Thr Val Leu His Gln Asp Trp Leu
305                 310                 315                 320

Asn Gly Lys Glu Tyr Lys Cys Lys Val Ser Asn Lys Ala Leu Pro Ala
                325                 330                 335
```

```
Pro Ile Glu Lys Thr Ile Ser Lys Ala Lys Gly Gln Pro Arg Glu Pro
            340                 345                 350

Gln Val Tyr Thr Leu Pro Pro Ser Arg Asp Glu Leu Thr Lys Asn Gln
        355                 360                 365

Val Ser Leu Thr Cys Leu Val Lys Gly Phe Tyr Pro Ser Asp Ile Ala
    370                 375                 380

Val Glu Trp Glu Ser Asn Gly Gln Pro Glu Asn Asn Tyr Lys Thr Thr
385                 390                 395                 400

Pro Pro Val Leu Asp Ser Asp Gly Ser Phe Phe Leu Tyr Ser Lys Leu
                405                 410                 415

Thr Val Asp Lys Ser Arg Trp Gln Gln Gly Asn Val Phe Ser Cys Ser
            420                 425                 430

Val Met His Glu Ala Leu His Asn His Tyr Thr Gln Lys Ser Leu Ser
        435                 440                 445

Leu Ser Pro Gly Lys
    450
```

<210> 665
<211> 453
<212> PRT
<213> artificial

<220>
<223> Synthetic polypeptide

<400> 665

```
Glu Leu Gln Leu Gln Glu Ser Gly Pro Gly Leu Val Lys Pro Ser Glu
1               5                   10                  15

Thr Leu Ser Leu Thr Cys Thr Val Ser Gly Gly Ser Ile Ser Glu Ser
            20                  25                  30

Ser Tyr Tyr Trp Gly Trp Ile Arg Gln Pro Pro Gly Lys Gly Leu Glu
        35                  40                  45

Trp Ile Gly Ser Ile Tyr Tyr Thr Gly Asn Thr Tyr Tyr Leu Pro Ser
    50                  55                  60

Leu Lys Ser Arg Val Thr Ile Ser Val Asp Thr Ser Lys Asn Gln Phe
65                  70                  75                  80

Ser Leu Lys Leu Ser Ser Val Thr Ala Ala Asp Thr Ala Val Tyr Tyr
                85                  90                  95
```

```
Cys Ala Arg Val Arg Tyr Gly Val Gly Val Pro Arg Tyr Phe Asp Pro
            100                 105                 110


Trp Gly Gln Gly Thr Leu Val Thr Val Ser Ser Ala Ser Thr Lys Gly
        115                 120                 125


Pro Ser Val Phe Pro Leu Ala Pro Ser Ser Lys Ser Thr Ser Gly Gly
    130                 135                 140


Thr Ala Ala Leu Gly Cys Leu Val Lys Asp Tyr Phe Pro Glu Pro Val
145                 150                 155                 160


Thr Val Ser Trp Asn Ser Gly Ala Leu Thr Ser Gly Val His Thr Phe
                165                 170                 175


Pro Ala Val Leu Gln Ser Ser Gly Leu Tyr Ser Leu Ser Ser Val Val
            180                 185                 190


Thr Val Pro Ser Ser Ser Leu Gly Thr Gln Thr Tyr Ile Cys Asn Val
        195                 200                 205


Asn His Lys Pro Ser Asn Thr Lys Val Asp Lys Lys Val Glu Pro Lys
    210                 215                 220


Ser Cys Asp Lys Thr His Thr Cys Pro Pro Cys Pro Ala Pro Glu Leu
225                 230                 235                 240


Leu Gly Gly Pro Ser Val Phe Leu Phe Pro Pro Lys Pro Lys Asp Thr
                245                 250                 255


Leu Met Ile Ser Arg Thr Pro Glu Val Thr Cys Val Val Val Asp Val
            260                 265                 270


Ser His Glu Asp Pro Glu Val Lys Phe Asn Trp Tyr Val Asp Gly Val
        275                 280                 285


Glu Val His Asn Ala Lys Thr Lys Pro Arg Glu Glu Gln Tyr Gly Ser
    290                 295                 300


Thr Tyr Arg Val Val Ser Val Leu Thr Val Leu His Gln Asp Trp Leu
305                 310                 315                 320


Asn Gly Lys Glu Tyr Lys Cys Lys Val Ser Asn Lys Ala Leu Pro Ala
                325                 330                 335


Pro Ile Glu Lys Thr Ile Ser Lys Ala Lys Gly Gln Pro Arg Glu Pro
            340                 345                 350
```

```
Gln Val Tyr Thr Leu Pro Pro Ser Arg Asp Glu Leu Thr Lys Asn Gln
        355                 360                 365

Val Ser Leu Trp Cys Leu Val Lys Gly Phe Tyr Pro Ser Asp Ile Ala
    370                 375                 380

Val Glu Trp Glu Ser Asn Gly Gln Pro Glu Asn Asn Tyr Lys Thr Thr
385                 390                 395                 400

Pro Pro Val Leu Asp Ser Asp Gly Ser Phe Phe Leu Tyr Ser Lys Leu
                405                 410                 415

Thr Val Asp Lys Ser Arg Trp Gln Gln Gly Asn Val Phe Ser Cys Ser
            420                 425                 430

Val Met His Glu Ala Leu His Asn His Tyr Thr Gln Lys Ser Leu Ser
        435                 440                 445

Leu Ser Pro Gly Lys
    450
```

<210> 666
<211> 452
<212> PRT
<213> artificial

<220>
<223> Synthetic polypeptide

<400> 666

```
Glu Leu Gln Leu Gln Glu Ser Gly Pro Gly Leu Val Lys Pro Ser Glu
1               5                   10                  15

Thr Leu Ser Leu Thr Cys Thr Val Ser Gly Gly Ser Ile Ser Glu Ser
            20                  25                  30

Ser Tyr Tyr Trp Gly Trp Ile Arg Gln Pro Pro Gly Lys Gly Leu Glu
        35                  40                  45

Trp Ile Gly Ser Ile Tyr Tyr Thr Gly Asn Thr Tyr Tyr Leu Pro Ser
    50                  55                  60

Leu Lys Ser Arg Val Thr Ile Ser Val Asp Thr Ser Lys Asn Gln Phe
65                  70                  75                  80

Ser Leu Lys Leu Ser Ser Val Thr Ala Ala Asp Thr Ala Val Tyr Tyr
                85                  90                  95

Cys Ala Arg Val Arg Tyr Gly Val Gly Val Pro Arg Tyr Phe Asp Pro
            100                 105                 110
```

```
Trp Gly Gln Gly Thr Leu Val Thr Val Ser Ser Ala Ser Thr Lys Gly
        115                 120                 125

Pro Ser Val Phe Pro Leu Ala Pro Ser Ser Lys Ser Thr Ser Gly Gly
    130                 135                 140

Thr Ala Ala Leu Gly Cys Leu Val Lys Asp Tyr Phe Pro Glu Pro Val
145                 150                 155                 160

Thr Val Ser Trp Asn Ser Gly Ala Leu Thr Ser Gly Val His Thr Phe
                165                 170                 175

Pro Ala Val Leu Gln Ser Ser Gly Leu Tyr Ser Leu Ser Ser Val Val
            180                 185                 190

Thr Val Pro Ser Ser Ser Leu Gly Thr Gln Thr Tyr Ile Cys Asn Val
        195                 200                 205

Asn His Lys Pro Ser Asn Thr Lys Val Asp Lys Lys Val Glu Pro Lys
    210                 215                 220

Ser Cys Asp Lys Thr His Thr Cys Pro Pro Cys Pro Ala Pro Glu Leu
225                 230                 235                 240

Leu Gly Gly Pro Ser Val Phe Leu Phe Pro Pro Lys Pro Lys Asp Thr
                245                 250                 255

Tyr Ile Thr Arg Glu Thr Pro Glu Val Thr Cys Val Val Val Asp Val
            260                 265                 270

Ser His Glu Asp Pro Glu Val Lys Phe Asn Trp Tyr Val Asp Gly Val
        275                 280                 285

Glu Val His Asn Ala Lys Thr Lys Pro Arg Glu Glu Gln Tyr Gly Ser
    290                 295                 300

Thr Tyr Arg Val Val Ser Val Leu Thr Val Leu His Gln Asp Trp Leu
305                 310                 315                 320

Asn Gly Lys Glu Tyr Lys Cys Lys Val Ser Asn Lys Ala Leu Pro Ala
                325                 330                 335

Pro Ile Glu Lys Thr Ile Ser Lys Ala Lys Gly Gln Pro Arg Glu Pro
            340                 345                 350

Gln Val Tyr Thr Leu Pro Pro Ser Arg Asp Glu Leu Thr Lys Asn Gln
        355                 360                 365
```

```
Val Ser Leu Trp Cys Leu Val Lys Gly Phe Tyr Pro Ser Asp Ile Ala
    370                 375                 380

Val Glu Trp Glu Ser Asn Gly Gln Pro Glu Asn Asn Tyr Lys Thr Thr
385                 390                 395                 400

Pro Pro Val Leu Asp Ser Asp Gly Ser Phe Phe Leu Tyr Ser Lys Leu
                405                 410                 415

Thr Val Asp Lys Ser Arg Trp Gln Gln Gly Asn Val Phe Ser Cys Ser
            420                 425                 430

Val Met His Glu Ala Leu His Asn His Tyr Thr Gln Lys Ser Leu Ser
        435                 440                 445

Leu Ser Pro Gly
    450
```

<210> 667
<211> 453
<212> PRT
<213> artificial

<220>
<223> Synthetic polypeptide

<400> 667

```
Glu Leu Gln Leu Gln Glu Ser Gly Pro Gly Leu Val Lys Pro Ser Glu
1               5                   10                  15

Thr Leu Ser Leu Thr Cys Thr Val Ser Gly Gly Ser Ile Ser Glu Ser
            20                  25                  30

Ser Tyr Tyr Trp Gly Trp Ile Arg Gln Pro Pro Gly Lys Gly Leu Glu
        35                  40                  45

Trp Ile Gly Ser Ile Tyr Tyr Thr Gly Asn Thr Tyr Tyr Leu Pro Ser
    50                  55                  60

Leu Lys Ser Arg Val Thr Ile Ser Val Asp Thr Ser Lys Asn Gln Phe
65                  70                  75                  80

Ser Leu Lys Leu Ser Ser Val Thr Ala Ala Asp Thr Ala Val Tyr Tyr
                85                  90                  95

Cys Ala Arg Val Arg Tyr Gly Val Gly Val Pro Arg Tyr Phe Asp Pro
            100                 105                 110

Trp Gly Gln Gly Thr Leu Val Thr Val Ser Ser Ala Ser Thr Lys Gly
        115                 120                 125
```

```
Pro Ser Val Phe Pro Leu Ala Pro Ser Ser Lys Ser Thr Ser Gly Gly
    130                 135                 140

Thr Ala Ala Leu Gly Cys Leu Val Lys Asp Tyr Phe Pro Glu Pro Val
145                 150                 155                 160

Thr Val Ser Trp Asn Ser Gly Ala Leu Thr Ser Gly Val His Thr Phe
                165                 170                 175

Pro Ala Val Leu Gln Ser Ser Gly Leu Tyr Ser Leu Ser Ser Val Val
            180                 185                 190

Thr Val Pro Ser Ser Ser Leu Gly Thr Gln Thr Tyr Ile Cys Asn Val
        195                 200                 205

Asn His Lys Pro Ser Asn Thr Lys Val Asp Lys Lys Val Glu Pro Lys
    210                 215                 220

Ser Cys Asp Lys Thr His Thr Cys Pro Pro Cys Pro Ala Pro Glu Leu
225                 230                 235                 240

Leu Gly Gly Pro Ser Val Phe Leu Phe Pro Pro Lys Pro Lys Asp Thr
                245                 250                 255

Tyr Ile Thr Arg Glu Thr Pro Glu Val Thr Cys Val Val Val Asp Val
            260                 265                 270

Ser His Glu Asp Pro Glu Val Lys Phe Asn Trp Tyr Val Asp Gly Val
        275                 280                 285

Glu Val His Asn Ala Lys Thr Lys Pro Arg Glu Glu Gln Tyr Gly Ser
    290                 295                 300

Thr Tyr Arg Val Val Ser Val Leu Thr Val Leu His Gln Asp Trp Leu
305                 310                 315                 320

Asn Gly Lys Glu Tyr Lys Cys Lys Val Ser Asn Lys Ala Leu Pro Ala
                325                 330                 335

Pro Ile Glu Lys Thr Ile Ser Lys Ala Lys Gly Gln Pro Arg Glu Pro
            340                 345                 350

Gln Val Tyr Thr Leu Pro Pro Ser Arg Asp Glu Leu Thr Lys Asn Gln
        355                 360                 365

Val Ser Leu Trp Cys Leu Val Lys Gly Phe Tyr Pro Ser Asp Ile Ala
    370                 375                 380
```

```
Val Glu Trp Glu Ser Asn Gly Gln Pro Glu Asn Asn Tyr Lys Thr Thr
385                 390                 395                 400


Pro Pro Val Leu Asp Ser Asp Gly Ser Phe Phe Leu Tyr Ser Lys Leu
                405                 410                 415


Thr Val Asp Lys Ser Arg Trp Gln Gln Gly Asn Val Phe Ser Cys Ser
            420                 425                 430


Val Met His Glu Ala Leu His Asn His Tyr Thr Gln Lys Ser Leu Ser
        435                 440                 445


Leu Ser Pro Gly Lys
    450
```

<210> 668
<211> 453
<212> PRT
<213> artificial

<220>
<223> Synthetic polypeptide

<400> 668

```
Glu Leu Gln Leu Gln Glu Ser Gly Pro Gly Leu Val Lys Pro Ser Glu
1               5                   10                  15


Thr Leu Ser Leu Thr Cys Thr Val Ser Gly Gly Ser Ile Ser Glu Ser
            20                  25                  30


Ser Tyr Tyr Trp Gly Trp Ile Arg Gln Pro Pro Gly Lys Gly Leu Glu
        35                  40                  45


Trp Ile Gly Ser Ile Tyr Tyr Thr Gly Asn Thr Tyr Tyr Leu Pro Ser
    50                  55                  60


Leu Lys Ser Arg Val Thr Ile Ser Val Asp Thr Ser Lys Asn Gln Phe
65                  70                  75                  80


Ser Leu Lys Leu Ser Ser Val Thr Ala Ala Asp Thr Ala Val Tyr Tyr
                85                  90                  95


Cys Ala Arg Val Arg Tyr Gly Val Gly Val Pro Arg Tyr Phe Asp Pro
            100                 105                 110


Trp Gly Gln Gly Thr Leu Val Thr Val Ser Ser Ala Ser Thr Lys Gly
        115                 120                 125


Pro Ser Val Phe Pro Leu Ala Pro Ser Ser Lys Ser Thr Ser Gly Gly
    130                 135                 140
```

```
Thr Ala Ala Leu Gly Cys Leu Val Lys Asp Tyr Phe Pro Glu Pro Val
145                 150                 155                 160

Thr Val Ser Trp Asn Ser Gly Ala Leu Thr Ser Gly Val His Thr Phe
                165                 170                 175

Pro Ala Val Leu Gln Ser Ser Gly Leu Tyr Ser Leu Ser Ser Val Val
            180                 185                 190

Thr Val Pro Ser Ser Ser Leu Gly Thr Gln Thr Tyr Ile Cys Asn Val
        195                 200                 205

Asn His Lys Pro Ser Asn Thr Lys Val Asp Lys Lys Val Glu Pro Lys
    210                 215                 220

Ser Cys Asp Lys Thr His Thr Cys Pro Pro Cys Pro Ala Pro Glu Leu
225                 230                 235                 240

Leu Gly Gly Pro Ser Val Phe Leu Phe Pro Pro Lys Pro Lys Asp Thr
                245                 250                 255

Leu Met Ile Ser Arg Thr Pro Glu Val Thr Cys Val Val Val Asp Val
            260                 265                 270

Ser His Glu Asp Pro Glu Val Lys Phe Asn Trp Tyr Val Asp Gly Val
        275                 280                 285

Glu Val His Asn Ala Lys Thr Lys Pro Arg Glu Glu Gln Tyr Gly Ser
    290                 295                 300

Thr Tyr Arg Val Val Ser Val Leu Thr Val Leu His Gln Asp Trp Leu
305                 310                 315                 320

Asn Gly Lys Glu Tyr Lys Cys Lys Val Ser Asn Lys Ala Leu Pro Ala
                325                 330                 335

Pro Ile Glu Lys Thr Ile Ser Lys Ala Lys Gly Gln Pro Arg Glu Pro
            340                 345                 350

Gln Val Tyr Thr Leu Pro Pro Ser Arg Asp Glu Leu Thr Lys Asn Gln
        355                 360                 365

Val Ser Leu Ser Cys Ala Val Lys Gly Phe Tyr Pro Ser Asp Ile Ala
    370                 375                 380

Val Glu Trp Glu Ser Asn Gly Gln Pro Glu Asn Asn Tyr Lys Thr Thr
385                 390                 395                 400
```

```
Pro Pro Val Leu Asp Ser Asp Gly Ser Phe Phe Leu Val Ser Lys Leu
                405                 410                 415


Thr Val Asp Lys Ser Arg Trp Gln Gln Gly Asn Val Phe Ser Cys Ser
            420                 425                 430


Val Met His Glu Ala Leu His Asn His Tyr Thr Gln Lys Ser Leu Ser
        435                 440                 445


Leu Ser Pro Gly Lys
    450


<210>  669
<211>  452
<212>  PRT
<213>  artificial

<220>
<223>  Synthetic polypeptide

<400>  669

Glu Leu Gln Leu Gln Glu Ser Gly Pro Gly Leu Val Lys Pro Ser Glu
1               5                   10                  15


Thr Leu Ser Leu Thr Cys Thr Val Ser Gly Gly Ser Ile Ser Glu Ser
            20                  25                  30


Ser Tyr Tyr Trp Gly Trp Ile Arg Gln Pro Pro Gly Lys Gly Leu Glu
        35                  40                  45


Trp Ile Gly Ser Ile Tyr Tyr Thr Gly Asn Thr Tyr Tyr Leu Pro Ser
    50                  55                  60


Leu Lys Ser Arg Val Thr Ile Ser Val Asp Thr Ser Lys Asn Gln Phe
65                  70                  75                  80


Ser Leu Lys Leu Ser Ser Val Thr Ala Ala Asp Thr Ala Val Tyr Tyr
                85                  90                  95


Cys Ala Arg Val Arg Tyr Gly Val Gly Val Pro Arg Tyr Phe Asp Pro
            100                 105                 110


Trp Gly Gln Gly Thr Leu Val Thr Val Ser Ser Ala Ser Thr Lys Gly
        115                 120                 125


Pro Ser Val Phe Pro Leu Ala Pro Ser Ser Lys Ser Thr Ser Gly Gly
    130                 135                 140


Thr Ala Ala Leu Gly Cys Leu Val Lys Asp Tyr Phe Pro Glu Pro Val
145                 150                 155                 160
```

```
Thr Val Ser Trp Asn Ser Gly Ala Leu Thr Ser Gly Val His Thr Phe
                165                 170                 175

Pro Ala Val Leu Gln Ser Ser Gly Leu Tyr Ser Leu Ser Ser Val Val
            180                 185                 190

Thr Val Pro Ser Ser Ser Leu Gly Thr Gln Thr Tyr Ile Cys Asn Val
        195                 200                 205

Asn His Lys Pro Ser Asn Thr Lys Val Asp Lys Lys Val Glu Pro Lys
    210                 215                 220

Ser Cys Asp Lys Thr His Thr Cys Pro Pro Cys Pro Ala Pro Glu Leu
225                 230                 235                 240

Leu Gly Gly Pro Ser Val Phe Leu Phe Pro Pro Lys Pro Lys Asp Thr
                245                 250                 255

Tyr Ile Thr Arg Glu Thr Pro Glu Val Thr Cys Val Val Val Asp Val
            260                 265                 270

Ser His Glu Asp Pro Glu Val Lys Phe Asn Trp Tyr Val Asp Gly Val
        275                 280                 285

Glu Val His Asn Ala Lys Thr Lys Pro Arg Glu Glu Gln Tyr Gly Ser
    290                 295                 300

Thr Tyr Arg Val Val Ser Val Leu Thr Val Leu His Gln Asp Trp Leu
305                 310                 315                 320

Asn Gly Lys Glu Tyr Lys Cys Lys Val Ser Asn Lys Ala Leu Pro Ala
                325                 330                 335

Pro Ile Glu Lys Thr Ile Ser Lys Ala Lys Gly Gln Pro Arg Glu Pro
            340                 345                 350

Gln Val Tyr Thr Leu Pro Pro Ser Arg Asp Glu Leu Thr Lys Asn Gln
        355                 360                 365

Val Ser Leu Ser Cys Ala Val Lys Gly Phe Tyr Pro Ser Asp Ile Ala
    370                 375                 380

Val Glu Trp Glu Ser Asn Gly Gln Pro Glu Asn Asn Tyr Lys Thr Thr
385                 390                 395                 400

Pro Pro Val Leu Asp Ser Asp Gly Ser Phe Phe Leu Val Ser Lys Leu
                405                 410                 415
```

```
Thr Val Asp Lys Ser Arg Trp Gln Gln Gly Asn Val Phe Ser Cys Ser
            420                 425                 430


Val Met His Glu Ala Leu His Asn His Tyr Thr Gln Lys Ser Leu Ser
        435                 440                 445


Leu Ser Pro Gly
    450
```

<210> 670
<211> 453
<212> PRT
<213> artificial

<220>
<223> Synthetic polypeptide

<400> 670

```
Glu Leu Gln Leu Gln Glu Ser Gly Pro Gly Leu Val Lys Pro Ser Glu
1               5                   10                  15


Thr Leu Ser Leu Thr Cys Thr Val Ser Gly Gly Ser Ile Ser Glu Ser
            20                  25                  30


Ser Tyr Tyr Trp Gly Trp Ile Arg Gln Pro Pro Gly Lys Gly Leu Glu
        35                  40                  45


Trp Ile Gly Ser Ile Tyr Tyr Thr Gly Asn Thr Tyr Tyr Leu Pro Ser
    50                  55                  60


Leu Lys Ser Arg Val Thr Ile Ser Val Asp Thr Ser Lys Asn Gln Phe
65                  70                  75                  80


Ser Leu Lys Leu Ser Ser Val Thr Ala Ala Asp Thr Ala Val Tyr Tyr
                85                  90                  95


Cys Ala Arg Val Arg Tyr Gly Val Gly Val Pro Arg Tyr Phe Asp Pro
            100                 105                 110


Trp Gly Gln Gly Thr Leu Val Thr Val Ser Ser Ala Ser Thr Lys Gly
        115                 120                 125


Pro Ser Val Phe Pro Leu Ala Pro Ser Ser Lys Ser Thr Ser Gly Gly
    130                 135                 140


Thr Ala Ala Leu Gly Cys Leu Val Lys Asp Tyr Phe Pro Glu Pro Val
145                 150                 155                 160


Thr Val Ser Trp Asn Ser Gly Ala Leu Thr Ser Gly Val His Thr Phe
                165                 170                 175
```

```
Pro Ala Val Leu Gln Ser Ser Gly Leu Tyr Ser Leu Ser Ser Val Val
            180                 185                 190

Thr Val Pro Ser Ser Ser Leu Gly Thr Gln Thr Tyr Ile Cys Asn Val
        195                 200                 205

Asn His Lys Pro Ser Asn Thr Lys Val Asp Lys Lys Val Glu Pro Lys
    210                 215                 220

Ser Cys Asp Lys Thr His Thr Cys Pro Pro Cys Pro Ala Pro Glu Leu
225                 230                 235                 240

Leu Gly Gly Pro Ser Val Phe Leu Phe Pro Pro Lys Pro Lys Asp Thr
                245                 250                 255

Tyr Ile Thr Arg Glu Thr Pro Glu Val Thr Cys Val Val Val Asp Val
            260                 265                 270

Ser His Glu Asp Pro Glu Val Lys Phe Asn Trp Tyr Val Asp Gly Val
        275                 280                 285

Glu Val His Asn Ala Lys Thr Lys Pro Arg Glu Glu Gln Tyr Gly Ser
    290                 295                 300

Thr Tyr Arg Val Val Ser Val Leu Thr Val Leu His Gln Asp Trp Leu
305                 310                 315                 320

Asn Gly Lys Glu Tyr Lys Cys Lys Val Ser Asn Lys Ala Leu Pro Ala
                325                 330                 335

Pro Ile Glu Lys Thr Ile Ser Lys Ala Lys Gly Gln Pro Arg Glu Pro
            340                 345                 350

Gln Val Tyr Thr Leu Pro Pro Ser Arg Asp Glu Leu Thr Lys Asn Gln
        355                 360                 365

Val Ser Leu Ser Cys Ala Val Lys Gly Phe Tyr Pro Ser Asp Ile Ala
    370                 375                 380

Val Glu Trp Glu Ser Asn Gly Gln Pro Glu Asn Asn Tyr Lys Thr Thr
385                 390                 395                 400

Pro Pro Val Leu Asp Ser Asp Gly Ser Phe Phe Leu Val Ser Lys Leu
                405                 410                 415

Thr Val Asp Lys Ser Arg Trp Gln Gln Gly Asn Val Phe Ser Cys Ser
            420                 425                 430
```

Val Met His Glu Ala Leu His Asn His Tyr Thr Gln Lys Ser Leu Ser
        435   440   445

Leu Ser Pro Gly Lys
    450

<210> 671
<211> 453
<212> PRT
<213> artificial

<220>
<223> Synthetic polypeptide

<400> 671

Glu Leu Gln Leu Gln Glu Ser Gly Pro Gly Leu Val Lys Pro Ser Glu
1   5   10   15

Thr Leu Ser Leu Thr Cys Thr Val Ser Gly Gly Ser Ile Ser Thr Ser
            20   25   30

Ser Tyr His Trp Gly Trp Ile Arg Gln Pro Pro Gly Lys Gly Leu Glu
        35   40   45

Trp Ile Gly Ser Ile Tyr Tyr Thr Gly Asn Thr Tyr Tyr Met Pro Ser
    50   55   60

Leu Lys Ser Arg Val Thr Ile Ser Val Asp Thr Ser Lys Asn Gln Phe
65   70   75   80

Ser Leu Lys Leu Ser Ser Val Thr Ala Ala Asp Thr Ala Val Tyr Tyr
                85   90   95

Cys Val Arg Val Arg Tyr Gly Val Gly Val Pro Arg Tyr Phe Asp Pro
            100   105   110

Trp Gly Gln Gly Thr Leu Val Thr Val Ser Ser Ala Ser Thr Lys Gly
        115   120   125

Pro Ser Val Phe Pro Leu Ala Pro Ser Ser Lys Ser Thr Ser Gly Gly
    130   135   140

Thr Ala Ala Leu Gly Cys Leu Val Lys Asp Tyr Phe Pro Glu Pro Val
145   150   155   160

Thr Val Ser Trp Asn Ser Gly Ala Leu Thr Ser Gly Val His Thr Phe
                165   170   175

Pro Ala Val Leu Gln Ser Ser Gly Leu Tyr Ser Leu Ser Ser Val Val
            180   185   190

```
Thr Val Pro Ser Ser Ser Leu Gly Thr Gln Thr Tyr Ile Cys Asn Val
        195                 200                 205

Asn His Lys Pro Ser Asn Thr Lys Val Asp Lys Lys Val Glu Pro Lys
    210                 215                 220

Ser Cys Asp Lys Thr His Thr Cys Pro Pro Cys Pro Ala Pro Glu Leu
225                 230                 235                 240

Leu Gly Gly Pro Ser Val Phe Leu Phe Pro Pro Lys Pro Lys Asp Thr
                245                 250                 255

Leu Met Ile Ser Arg Thr Pro Glu Val Thr Cys Val Val Val Asp Val
            260                 265                 270

Ser His Glu Asp Pro Glu Val Lys Phe Asn Trp Tyr Val Asp Gly Val
        275                 280                 285

Glu Val His Asn Ala Lys Thr Lys Pro Arg Glu Glu Gln Tyr Gly Ser
    290                 295                 300

Thr Tyr Arg Val Val Ser Val Leu Thr Val Leu His Gln Asp Trp Leu
305                 310                 315                 320

Asn Gly Lys Glu Tyr Lys Cys Lys Val Ser Asn Lys Ala Leu Pro Ala
                325                 330                 335

Pro Ile Glu Lys Thr Ile Ser Lys Ala Lys Gly Gln Pro Arg Glu Pro
            340                 345                 350

Gln Val Tyr Thr Leu Pro Pro Ser Arg Asp Glu Leu Thr Lys Asn Gln
        355                 360                 365

Val Ser Leu Thr Cys Leu Val Lys Gly Phe Tyr Pro Ser Asp Ile Ala
    370                 375                 380

Val Glu Trp Glu Ser Asn Gly Gln Pro Glu Asn Asn Tyr Lys Thr Thr
385                 390                 395                 400

Pro Pro Val Leu Asp Ser Asp Gly Ser Phe Phe Leu Tyr Ser Lys Leu
                405                 410                 415

Thr Val Asp Lys Ser Arg Trp Gln Gln Gly Asn Val Phe Ser Cys Ser
            420                 425                 430

Val Met His Glu Ala Leu His Asn His Tyr Thr Gln Lys Ser Leu Ser
        435                 440                 445
```

Leu Ser Pro Gly Lys
450

<210> 672
<211> 452
<212> PRT
<213> artificial

<220>
<223> Synthetic polypeptide

<400> 672

Glu Leu Gln Leu Gln Glu Ser Gly Pro Gly Leu Val Lys Pro Ser Glu
1 5 10 15

Thr Leu Ser Leu Thr Cys Thr Val Ser Gly Gly Ser Ile Ser Thr Ser
20 25 30

Ser Tyr His Trp Gly Trp Ile Arg Gln Pro Pro Gly Lys Gly Leu Glu
35 40 45

Trp Ile Gly Ser Ile Tyr Tyr Thr Gly Asn Thr Tyr Tyr Met Pro Ser
50 55 60

Leu Lys Ser Arg Val Thr Ile Ser Val Asp Thr Ser Lys Asn Gln Phe
65 70 75 80

Ser Leu Lys Leu Ser Ser Val Thr Ala Ala Asp Thr Ala Val Tyr Tyr
85 90 95

Cys Val Arg Val Arg Tyr Gly Val Gly Val Pro Arg Tyr Phe Asp Pro
100 105 110

Trp Gly Gln Gly Thr Leu Val Thr Val Ser Ser Ala Ser Thr Lys Gly
115 120 125

Pro Ser Val Phe Pro Leu Ala Pro Ser Ser Lys Ser Thr Ser Gly Gly
130 135 140

Thr Ala Ala Leu Gly Cys Leu Val Lys Asp Tyr Phe Pro Glu Pro Val
145 150 155 160

Thr Val Ser Trp Asn Ser Gly Ala Leu Thr Ser Gly Val His Thr Phe
165 170 175

Pro Ala Val Leu Gln Ser Ser Gly Leu Tyr Ser Leu Ser Ser Val Val
180 185 190

Thr Val Pro Ser Ser Ser Leu Gly Thr Gln Thr Tyr Ile Cys Asn Val
195 200 205

```
Asn His Lys Pro Ser Asn Thr Lys Val Asp Lys Lys Val Glu Pro Lys
    210                 215                 220

Ser Cys Asp Lys Thr His Thr Cys Pro Pro Cys Pro Ala Pro Glu Leu
225                 230                 235                 240

Leu Gly Gly Pro Ser Val Phe Leu Phe Pro Pro Lys Pro Lys Asp Thr
                245                 250                 255

Tyr Ile Thr Arg Glu Thr Pro Glu Val Thr Cys Val Val Val Asp Val
            260                 265                 270

Ser His Glu Asp Pro Glu Val Lys Phe Asn Trp Tyr Val Asp Gly Val
        275                 280                 285

Glu Val His Asn Ala Lys Thr Lys Pro Arg Glu Glu Gln Tyr Gly Ser
    290                 295                 300

Thr Tyr Arg Val Val Ser Val Leu Thr Val Leu His Gln Asp Trp Leu
305                 310                 315                 320

Asn Gly Lys Glu Tyr Lys Cys Lys Val Ser Asn Lys Ala Leu Pro Ala
                325                 330                 335

Pro Ile Glu Lys Thr Ile Ser Lys Ala Lys Gly Gln Pro Arg Glu Pro
            340                 345                 350

Gln Val Tyr Thr Leu Pro Pro Ser Arg Asp Glu Leu Thr Lys Asn Gln
        355                 360                 365

Val Ser Leu Thr Cys Leu Val Lys Gly Phe Tyr Pro Ser Asp Ile Ala
    370                 375                 380

Val Glu Trp Glu Ser Asn Gly Gln Pro Glu Asn Asn Tyr Lys Thr Thr
385                 390                 395                 400

Pro Pro Val Leu Asp Ser Asp Gly Ser Phe Phe Leu Tyr Ser Lys Leu
                405                 410                 415

Thr Val Asp Lys Ser Arg Trp Gln Gln Gly Asn Val Phe Ser Cys Ser
            420                 425                 430

Val Met His Glu Ala Leu His Asn His Tyr Thr Gln Lys Ser Leu Ser
        435                 440                 445

Leu Ser Pro Gly
    450
```

<210> 673
<211> 453
<212> PRT
<213> artificial

<220>
<223> Synthetic polypeptide

<400> 673

Glu Leu Gln Leu Gln Glu Ser Gly Pro Gly Leu Val Lys Pro Ser Glu
1   5   10   15

Thr Leu Ser Leu Thr Cys Thr Val Ser Gly Gly Ser Ile Ser Thr Ser
            20   25   30

Ser Tyr His Trp Gly Trp Ile Arg Gln Pro Pro Gly Lys Gly Leu Glu
        35   40   45

Trp Ile Gly Ser Ile Tyr Tyr Thr Gly Asn Thr Tyr Tyr Met Pro Ser
    50   55   60

Leu Lys Ser Arg Val Thr Ile Ser Val Asp Thr Ser Lys Asn Gln Phe
65   70   75   80

Ser Leu Lys Leu Ser Ser Val Thr Ala Ala Asp Thr Ala Val Tyr Tyr
                85   90   95

Cys Val Arg Val Arg Tyr Gly Val Gly Val Pro Arg Tyr Phe Asp Pro
            100   105   110

Trp Gly Gln Gly Thr Leu Val Thr Val Ser Ser Ala Ser Thr Lys Gly
        115   120   125

Pro Ser Val Phe Pro Leu Ala Pro Ser Ser Lys Ser Thr Ser Gly Gly
    130   135   140

Thr Ala Ala Leu Gly Cys Leu Val Lys Asp Tyr Phe Pro Glu Pro Val
145   150   155   160

Thr Val Ser Trp Asn Ser Gly Ala Leu Thr Ser Gly Val His Thr Phe
                165   170   175

Pro Ala Val Leu Gln Ser Ser Gly Leu Tyr Ser Leu Ser Ser Val Val
            180   185   190

Thr Val Pro Ser Ser Ser Leu Gly Thr Gln Thr Tyr Ile Cys Asn Val
        195   200   205

Asn His Lys Pro Ser Asn Thr Lys Val Asp Lys Lys Val Glu Pro Lys
    210   215   220

```
Ser Cys Asp Lys Thr His Thr Cys Pro Pro Cys Pro Ala Pro Glu Leu
225                 230                 235                 240

Leu Gly Gly Pro Ser Val Phe Leu Phe Pro Pro Lys Pro Lys Asp Thr
                245                 250                 255

Tyr Ile Thr Arg Glu Thr Pro Glu Val Thr Cys Val Val Val Asp Val
            260                 265                 270

Ser His Glu Asp Pro Glu Val Lys Phe Asn Trp Tyr Val Asp Gly Val
        275                 280                 285

Glu Val His Asn Ala Lys Thr Lys Pro Arg Glu Glu Gln Tyr Gly Ser
    290                 295                 300

Thr Tyr Arg Val Val Ser Val Leu Thr Val Leu His Gln Asp Trp Leu
305                 310                 315                 320

Asn Gly Lys Glu Tyr Lys Cys Lys Val Ser Asn Lys Ala Leu Pro Ala
                325                 330                 335

Pro Ile Glu Lys Thr Ile Ser Lys Ala Lys Gly Gln Pro Arg Glu Pro
            340                 345                 350

Gln Val Tyr Thr Leu Pro Pro Ser Arg Asp Glu Leu Thr Lys Asn Gln
        355                 360                 365

Val Ser Leu Thr Cys Leu Val Lys Gly Phe Tyr Pro Ser Asp Ile Ala
    370                 375                 380

Val Glu Trp Glu Ser Asn Gly Gln Pro Glu Asn Asn Tyr Lys Thr Thr
385                 390                 395                 400

Pro Pro Val Leu Asp Ser Asp Gly Ser Phe Phe Leu Tyr Ser Lys Leu
                405                 410                 415

Thr Val Asp Lys Ser Arg Trp Gln Gln Gly Asn Val Phe Ser Cys Ser
            420                 425                 430

Val Met His Glu Ala Leu His Asn His Tyr Thr Gln Lys Ser Leu Ser
        435                 440                 445

Leu Ser Pro Gly Lys
    450
```

<210> 674
<211> 453
<212> PRT
<213> artificial

<220>
<223> Synthetic polypeptide

<400> 674

Glu Leu Gln Leu Gln Glu Ser Gly Pro Gly Leu Val Lys Pro Ser Glu
1   5   10   15

Thr Leu Ser Leu Thr Cys Thr Val Ser Gly Gly Ser Ile Ser Thr Ser
            20   25   30

Ser Tyr His Trp Gly Trp Ile Arg Gln Pro Pro Gly Lys Gly Leu Glu
        35   40   45

Trp Ile Gly Ser Ile Tyr Tyr Thr Gly Asn Thr Tyr Tyr Met Pro Ser
    50   55   60

Leu Lys Ser Arg Val Thr Ile Ser Val Asp Thr Ser Lys Asn Gln Phe
65   70   75   80

Ser Leu Lys Leu Ser Ser Val Thr Ala Ala Asp Thr Ala Val Tyr Tyr
                85   90   95

Cys Val Arg Val Arg Tyr Gly Val Gly Val Pro Arg Tyr Phe Asp Pro
            100   105   110

Trp Gly Gln Gly Thr Leu Val Thr Val Ser Ser Ala Ser Thr Lys Gly
        115   120   125

Pro Ser Val Phe Pro Leu Ala Pro Ser Ser Lys Ser Thr Ser Gly Gly
    130   135   140

Thr Ala Ala Leu Gly Cys Leu Val Lys Asp Tyr Phe Pro Glu Pro Val
145   150   155   160

Thr Val Ser Trp Asn Ser Gly Ala Leu Thr Ser Gly Val His Thr Phe
                165   170   175

Pro Ala Val Leu Gln Ser Ser Gly Leu Tyr Ser Leu Ser Ser Val Val
            180   185   190

Thr Val Pro Ser Ser Ser Leu Gly Thr Gln Thr Tyr Ile Cys Asn Val
        195   200   205

Asn His Lys Pro Ser Asn Thr Lys Val Asp Lys Lys Val Glu Pro Lys
    210   215   220

Ser Cys Asp Lys Thr His Thr Cys Pro Pro Cys Pro Ala Pro Glu Leu
225   230   235   240

```
Leu Gly Gly Pro Ser Val Phe Leu Phe Pro Pro Lys Pro Lys Asp Thr
                245                 250                 255

Leu Met Ile Ser Arg Thr Pro Glu Val Thr Cys Val Val Val Asp Val
            260                 265                 270

Ser His Glu Asp Pro Glu Val Lys Phe Asn Trp Tyr Val Asp Gly Val
        275                 280                 285

Glu Val His Asn Ala Lys Thr Lys Pro Arg Glu Glu Gln Tyr Gly Ser
    290                 295                 300

Thr Tyr Arg Val Val Ser Val Leu Thr Val Leu His Gln Asp Trp Leu
305                 310                 315                 320

Asn Gly Lys Glu Tyr Lys Cys Lys Val Ser Asn Lys Ala Leu Pro Ala
                325                 330                 335

Pro Ile Glu Lys Thr Ile Ser Lys Ala Lys Gly Gln Pro Arg Glu Pro
            340                 345                 350

Gln Val Tyr Thr Leu Pro Pro Ser Arg Asp Glu Leu Thr Lys Asn Gln
        355                 360                 365

Val Ser Leu Trp Cys Leu Val Lys Gly Phe Tyr Pro Ser Asp Ile Ala
    370                 375                 380

Val Glu Trp Glu Ser Asn Gly Gln Pro Glu Asn Asn Tyr Lys Thr Thr
385                 390                 395                 400

Pro Pro Val Leu Asp Ser Asp Gly Ser Phe Phe Leu Tyr Ser Lys Leu
                405                 410                 415

Thr Val Asp Lys Ser Arg Trp Gln Gln Gly Asn Val Phe Ser Cys Ser
            420                 425                 430

Val Met His Glu Ala Leu His Asn His Tyr Thr Gln Lys Ser Leu Ser
        435                 440                 445

Leu Ser Pro Gly Lys
    450


<210>  675
<211>  452
<212>  PRT
<213>  artificial

<220>
<223>  Synthetic polypeptide
```

<400> 675

```
Glu Leu Gln Leu Gln Glu Ser Gly Pro Gly Leu Val Lys Pro Ser Glu
1               5                  10                  15

Thr Leu Ser Leu Thr Cys Thr Val Ser Gly Gly Ser Ile Ser Thr Ser
            20                  25                  30

Ser Tyr His Trp Gly Trp Ile Arg Gln Pro Pro Gly Lys Gly Leu Glu
        35                  40                  45

Trp Ile Gly Ser Ile Tyr Tyr Thr Gly Asn Thr Tyr Tyr Met Pro Ser
    50                  55                  60

Leu Lys Ser Arg Val Thr Ile Ser Val Asp Thr Ser Lys Asn Gln Phe
65                  70                  75                  80

Ser Leu Lys Leu Ser Ser Val Thr Ala Ala Asp Thr Ala Val Tyr Tyr
                85                  90                  95

Cys Val Arg Val Arg Tyr Gly Val Gly Val Pro Arg Tyr Phe Asp Pro
            100                 105                 110

Trp Gly Gln Gly Thr Leu Val Thr Val Ser Ser Ala Ser Thr Lys Gly
        115                 120                 125

Pro Ser Val Phe Pro Leu Ala Pro Ser Ser Lys Ser Thr Ser Gly Gly
    130                 135                 140

Thr Ala Ala Leu Gly Cys Leu Val Lys Asp Tyr Phe Pro Glu Pro Val
145                 150                 155                 160

Thr Val Ser Trp Asn Ser Gly Ala Leu Thr Ser Gly Val His Thr Phe
                165                 170                 175

Pro Ala Val Leu Gln Ser Ser Gly Leu Tyr Ser Leu Ser Ser Val Val
            180                 185                 190

Thr Val Pro Ser Ser Ser Leu Gly Thr Gln Thr Tyr Ile Cys Asn Val
        195                 200                 205

Asn His Lys Pro Ser Asn Thr Lys Val Asp Lys Lys Val Glu Pro Lys
    210                 215                 220

Ser Cys Asp Lys Thr His Thr Cys Pro Pro Cys Pro Ala Pro Glu Leu
225                 230                 235                 240

Leu Gly Gly Pro Ser Val Phe Leu Phe Pro Pro Lys Pro Lys Asp Thr
                245                 250                 255
```

```
Tyr Ile Thr Arg Glu Thr Pro Glu Val Thr Cys Val Val Val Asp Val
            260                 265                 270

Ser His Glu Asp Pro Glu Val Lys Phe Asn Trp Tyr Val Asp Gly Val
        275                 280                 285

Glu Val His Asn Ala Lys Thr Lys Pro Arg Glu Glu Gln Tyr Gly Ser
    290                 295                 300

Thr Tyr Arg Val Val Ser Val Leu Thr Val Leu His Gln Asp Trp Leu
305                 310                 315                 320

Asn Gly Lys Glu Tyr Lys Cys Lys Val Ser Asn Lys Ala Leu Pro Ala
                325                 330                 335

Pro Ile Glu Lys Thr Ile Ser Lys Ala Lys Gly Gln Pro Arg Glu Pro
            340                 345                 350

Gln Val Tyr Thr Leu Pro Pro Ser Arg Asp Glu Leu Thr Lys Asn Gln
        355                 360                 365

Val Ser Leu Trp Cys Leu Val Lys Gly Phe Tyr Pro Ser Asp Ile Ala
    370                 375                 380

Val Glu Trp Glu Ser Asn Gly Gln Pro Glu Asn Asn Tyr Lys Thr Thr
385                 390                 395                 400

Pro Pro Val Leu Asp Ser Asp Gly Ser Phe Phe Leu Tyr Ser Lys Leu
                405                 410                 415

Thr Val Asp Lys Ser Arg Trp Gln Gln Gly Asn Val Phe Ser Cys Ser
            420                 425                 430

Val Met His Glu Ala Leu His Asn His Tyr Thr Gln Lys Ser Leu Ser
        435                 440                 445

Leu Ser Pro Gly
    450
```

<210> 676
<211> 453
<212> PRT
<213> artificial

<220>
<223> Synthetic polypeptide

<400> 676

```
Glu Leu Gln Leu Gln Glu Ser Gly Pro Gly Leu Val Lys Pro Ser Glu
1               5                   10                  15
```

```
Thr Leu Ser Leu Thr Cys Thr Val Ser Gly Gly Ser Ile Ser Thr Ser
            20                  25                  30

Ser Tyr His Trp Gly Trp Ile Arg Gln Pro Pro Gly Lys Gly Leu Glu
        35                  40                  45

Trp Ile Gly Ser Ile Tyr Tyr Thr Gly Asn Thr Tyr Tyr Met Pro Ser
    50                  55                  60

Leu Lys Ser Arg Val Thr Ile Ser Val Asp Thr Ser Lys Asn Gln Phe
65                  70                  75                  80

Ser Leu Lys Leu Ser Ser Val Thr Ala Ala Asp Thr Ala Val Tyr Tyr
                85                  90                  95

Cys Val Arg Val Arg Tyr Gly Val Gly Val Pro Arg Tyr Phe Asp Pro
            100                 105                 110

Trp Gly Gln Gly Thr Leu Val Thr Val Ser Ser Ala Ser Thr Lys Gly
        115                 120                 125

Pro Ser Val Phe Pro Leu Ala Pro Ser Ser Lys Ser Thr Ser Gly Gly
    130                 135                 140

Thr Ala Ala Leu Gly Cys Leu Val Lys Asp Tyr Phe Pro Glu Pro Val
145                 150                 155                 160

Thr Val Ser Trp Asn Ser Gly Ala Leu Thr Ser Gly Val His Thr Phe
                165                 170                 175

Pro Ala Val Leu Gln Ser Ser Gly Leu Tyr Ser Leu Ser Ser Val Val
            180                 185                 190

Thr Val Pro Ser Ser Ser Leu Gly Thr Gln Thr Tyr Ile Cys Asn Val
        195                 200                 205

Asn His Lys Pro Ser Asn Thr Lys Val Asp Lys Lys Val Glu Pro Lys
    210                 215                 220

Ser Cys Asp Lys Thr His Thr Cys Pro Pro Cys Pro Ala Pro Glu Leu
225                 230                 235                 240

Leu Gly Gly Pro Ser Val Phe Leu Phe Pro Pro Lys Pro Lys Asp Thr
                245                 250                 255

Tyr Ile Thr Arg Glu Thr Pro Glu Val Thr Cys Val Val Val Asp Val
            260                 265                 270
```

```
Ser His Glu Asp Pro Glu Val Lys Phe Asn Trp Tyr Val Asp Gly Val
        275                 280                 285

Glu Val His Asn Ala Lys Thr Lys Pro Arg Glu Glu Gln Tyr Gly Ser
    290                 295                 300

Thr Tyr Arg Val Val Ser Val Leu Thr Val Leu His Gln Asp Trp Leu
305                 310                 315                 320

Asn Gly Lys Glu Tyr Lys Cys Lys Val Ser Asn Lys Ala Leu Pro Ala
                325                 330                 335

Pro Ile Glu Lys Thr Ile Ser Lys Ala Lys Gly Gln Pro Arg Glu Pro
            340                 345                 350

Gln Val Tyr Thr Leu Pro Pro Ser Arg Asp Glu Leu Thr Lys Asn Gln
        355                 360                 365

Val Ser Leu Trp Cys Leu Val Lys Gly Phe Tyr Pro Ser Asp Ile Ala
    370                 375                 380

Val Glu Trp Glu Ser Asn Gly Gln Pro Glu Asn Asn Tyr Lys Thr Thr
385                 390                 395                 400

Pro Pro Val Leu Asp Ser Asp Gly Ser Phe Phe Leu Tyr Ser Lys Leu
                405                 410                 415

Thr Val Asp Lys Ser Arg Trp Gln Gln Gly Asn Val Phe Ser Cys Ser
            420                 425                 430

Val Met His Glu Ala Leu His Asn His Tyr Thr Gln Lys Ser Leu Ser
        435                 440                 445

Leu Ser Pro Gly Lys
    450
```

<210> 677
<211> 453
<212> PRT
<213> artificial

<220>
<223> Synthetic polypeptide

<400> 677

```
Glu Leu Gln Leu Gln Glu Ser Gly Pro Gly Leu Val Lys Pro Ser Glu
1               5                   10                  15

Thr Leu Ser Leu Thr Cys Thr Val Ser Gly Gly Ser Ile Ser Thr Ser
            20                  25                  30
```

```
Ser Tyr His Trp Gly Trp Ile Arg Gln Pro Pro Gly Lys Gly Leu Glu
        35                  40                  45

Trp Ile Gly Ser Ile Tyr Tyr Thr Gly Asn Thr Tyr Tyr Met Pro Ser
    50                  55                  60

Leu Lys Ser Arg Val Thr Ile Ser Val Asp Thr Ser Lys Asn Gln Phe
65                  70                  75                  80

Ser Leu Lys Leu Ser Ser Val Thr Ala Ala Asp Thr Ala Val Tyr Tyr
                85                  90                  95

Cys Val Arg Val Arg Tyr Gly Val Gly Val Pro Arg Tyr Phe Asp Pro
            100                 105                 110

Trp Gly Gln Gly Thr Leu Val Thr Val Ser Ser Ala Ser Thr Lys Gly
        115                 120                 125

Pro Ser Val Phe Pro Leu Ala Pro Ser Ser Lys Ser Thr Ser Gly Gly
    130                 135                 140

Thr Ala Ala Leu Gly Cys Leu Val Lys Asp Tyr Phe Pro Glu Pro Val
145                 150                 155                 160

Thr Val Ser Trp Asn Ser Gly Ala Leu Thr Ser Gly Val His Thr Phe
                165                 170                 175

Pro Ala Val Leu Gln Ser Ser Gly Leu Tyr Ser Leu Ser Ser Val Val
            180                 185                 190

Thr Val Pro Ser Ser Ser Leu Gly Thr Gln Thr Tyr Ile Cys Asn Val
        195                 200                 205

Asn His Lys Pro Ser Asn Thr Lys Val Asp Lys Lys Val Glu Pro Lys
    210                 215                 220

Ser Cys Asp Lys Thr His Thr Cys Pro Pro Cys Pro Ala Pro Glu Leu
225                 230                 235                 240

Leu Gly Gly Pro Ser Val Phe Leu Phe Pro Pro Lys Pro Lys Asp Thr
                245                 250                 255

Leu Met Ile Ser Arg Thr Pro Glu Val Thr Cys Val Val Val Asp Val
            260                 265                 270

Ser His Glu Asp Pro Glu Val Lys Phe Asn Trp Tyr Val Asp Gly Val
        275                 280                 285
```

```
Glu Val His Asn Ala Lys Thr Lys Pro Arg Glu Glu Gln Tyr Gly Ser
    290                 295                 300

Thr Tyr Arg Val Val Ser Val Leu Thr Val Leu His Gln Asp Trp Leu
305                 310                 315                 320

Asn Gly Lys Glu Tyr Lys Cys Lys Val Ser Asn Lys Ala Leu Pro Ala
                325                 330                 335

Pro Ile Glu Lys Thr Ile Ser Lys Ala Lys Gly Gln Pro Arg Glu Pro
            340                 345                 350

Gln Val Tyr Thr Leu Pro Pro Ser Arg Asp Glu Leu Thr Lys Asn Gln
        355                 360                 365

Val Ser Leu Ser Cys Ala Val Lys Gly Phe Tyr Pro Ser Asp Ile Ala
    370                 375                 380

Val Glu Trp Glu Ser Asn Gly Gln Pro Glu Asn Asn Tyr Lys Thr Thr
385                 390                 395                 400

Pro Pro Val Leu Asp Ser Asp Gly Ser Phe Phe Leu Val Ser Lys Leu
                405                 410                 415

Thr Val Asp Lys Ser Arg Trp Gln Gln Gly Asn Val Phe Ser Cys Ser
            420                 425                 430

Val Met His Glu Ala Leu His Asn His Tyr Thr Gln Lys Ser Leu Ser
        435                 440                 445

Leu Ser Pro Gly Lys
    450
```

<210> 678
<211> 452
<212> PRT
<213> artificial

<220>
<223> Synthetic polypeptide

<400> 678

```
Glu Leu Gln Leu Gln Glu Ser Gly Pro Gly Leu Val Lys Pro Ser Glu
1               5                   10                  15

Thr Leu Ser Leu Thr Cys Thr Val Ser Gly Gly Ser Ile Ser Thr Ser
            20                  25                  30

Ser Tyr His Trp Gly Trp Ile Arg Gln Pro Pro Gly Lys Gly Leu Glu
        35                  40                  45
```

```
Trp Ile Gly Ser Ile Tyr Tyr Thr Gly Asn Thr Tyr Tyr Met Pro Ser
    50                  55                  60

Leu Lys Ser Arg Val Thr Ile Ser Val Asp Thr Ser Lys Asn Gln Phe
65                  70                  75                  80

Ser Leu Lys Leu Ser Ser Val Thr Ala Ala Asp Thr Ala Val Tyr Tyr
                85                  90                  95

Cys Val Arg Val Arg Tyr Gly Val Gly Val Pro Arg Tyr Phe Asp Pro
            100                 105                 110

Trp Gly Gln Gly Thr Leu Val Thr Val Ser Ser Ala Ser Thr Lys Gly
        115                 120                 125

Pro Ser Val Phe Pro Leu Ala Pro Ser Ser Lys Ser Thr Ser Gly Gly
    130                 135                 140

Thr Ala Ala Leu Gly Cys Leu Val Lys Asp Tyr Phe Pro Glu Pro Val
145                 150                 155                 160

Thr Val Ser Trp Asn Ser Gly Ala Leu Thr Ser Gly Val His Thr Phe
                165                 170                 175

Pro Ala Val Leu Gln Ser Ser Gly Leu Tyr Ser Leu Ser Ser Val Val
            180                 185                 190

Thr Val Pro Ser Ser Ser Leu Gly Thr Gln Thr Tyr Ile Cys Asn Val
        195                 200                 205

Asn His Lys Pro Ser Asn Thr Lys Val Asp Lys Lys Val Glu Pro Lys
    210                 215                 220

Ser Cys Asp Lys Thr His Thr Cys Pro Pro Cys Pro Ala Pro Glu Leu
225                 230                 235                 240

Leu Gly Gly Pro Ser Val Phe Leu Phe Pro Pro Lys Pro Lys Asp Thr
                245                 250                 255

Tyr Ile Thr Arg Glu Thr Pro Glu Val Thr Cys Val Val Val Asp Val
            260                 265                 270

Ser His Glu Asp Pro Glu Val Lys Phe Asn Trp Tyr Val Asp Gly Val
        275                 280                 285

Glu Val His Asn Ala Lys Thr Lys Pro Arg Glu Glu Gln Tyr Gly Ser
    290                 295                 300
```

```
Thr Tyr Arg Val Val Ser Val Leu Thr Val Leu His Gln Asp Trp Leu
305                 310                 315                 320


Asn Gly Lys Glu Tyr Lys Cys Lys Val Ser Asn Lys Ala Leu Pro Ala
                325                 330                 335


Pro Ile Glu Lys Thr Ile Ser Lys Ala Lys Gly Gln Pro Arg Glu Pro
            340                 345                 350


Gln Val Tyr Thr Leu Pro Pro Ser Arg Asp Glu Leu Thr Lys Asn Gln
        355                 360                 365


Val Ser Leu Ser Cys Ala Val Lys Gly Phe Tyr Pro Ser Asp Ile Ala
    370                 375                 380


Val Glu Trp Glu Ser Asn Gly Gln Pro Glu Asn Asn Tyr Lys Thr Thr
385                 390                 395                 400


Pro Pro Val Leu Asp Ser Asp Gly Ser Phe Phe Leu Val Ser Lys Leu
                405                 410                 415


Thr Val Asp Lys Ser Arg Trp Gln Gln Gly Asn Val Phe Ser Cys Ser
            420                 425                 430


Val Met His Glu Ala Leu His Asn His Tyr Thr Gln Lys Ser Leu Ser
        435                 440                 445


Leu Ser Pro Gly
    450


<210>  679
<211>  453
<212>  PRT
<213>  artificial

<220>
<223>  Synthetic polypeptide

<400>  679

Glu Leu Gln Leu Gln Glu Ser Gly Pro Gly Leu Val Lys Pro Ser Glu
1               5                   10                  15


Thr Leu Ser Leu Thr Cys Thr Val Ser Gly Gly Ser Ile Ser Thr Ser
            20                  25                  30


Ser Tyr His Trp Gly Trp Ile Arg Gln Pro Pro Gly Lys Gly Leu Glu
        35                  40                  45


Trp Ile Gly Ser Ile Tyr Tyr Thr Gly Asn Thr Tyr Tyr Met Pro Ser
    50                  55                  60
```

```
Leu Lys Ser Arg Val Thr Ile Ser Val Asp Thr Ser Lys Asn Gln Phe
65                  70                  75                  80


Ser Leu Lys Leu Ser Ser Val Thr Ala Ala Asp Thr Ala Val Tyr Tyr
                85                  90                  95


Cys Val Arg Val Arg Tyr Gly Val Gly Val Pro Arg Tyr Phe Asp Pro
            100                 105                 110


Trp Gly Gln Gly Thr Leu Val Thr Val Ser Ser Ala Ser Thr Lys Gly
        115                 120                 125


Pro Ser Val Phe Pro Leu Ala Pro Ser Ser Lys Ser Thr Ser Gly Gly
    130                 135                 140


Thr Ala Ala Leu Gly Cys Leu Val Lys Asp Tyr Phe Pro Glu Pro Val
145                 150                 155                 160


Thr Val Ser Trp Asn Ser Gly Ala Leu Thr Ser Gly Val His Thr Phe
                165                 170                 175


Pro Ala Val Leu Gln Ser Ser Gly Leu Tyr Ser Leu Ser Ser Val Val
            180                 185                 190


Thr Val Pro Ser Ser Ser Leu Gly Thr Gln Thr Tyr Ile Cys Asn Val
        195                 200                 205


Asn His Lys Pro Ser Asn Thr Lys Val Asp Lys Lys Val Glu Pro Lys
    210                 215                 220


Ser Cys Asp Lys Thr His Thr Cys Pro Pro Cys Pro Ala Pro Glu Leu
225                 230                 235                 240


Leu Gly Gly Pro Ser Val Phe Leu Phe Pro Pro Lys Pro Lys Asp Thr
                245                 250                 255


Tyr Ile Thr Arg Glu Thr Pro Glu Val Thr Cys Val Val Val Asp Val
            260                 265                 270


Ser His Glu Asp Pro Glu Val Lys Phe Asn Trp Tyr Val Asp Gly Val
        275                 280                 285


Glu Val His Asn Ala Lys Thr Lys Pro Arg Glu Glu Gln Tyr Gly Ser
    290                 295                 300


Thr Tyr Arg Val Val Ser Val Leu Thr Val Leu His Gln Asp Trp Leu
305                 310                 315                 320
```

```
Asn Gly Lys Glu Tyr Lys Cys Lys Val Ser Asn Lys Ala Leu Pro Ala
                325                 330                 335

Pro Ile Glu Lys Thr Ile Ser Lys Ala Lys Gly Gln Pro Arg Glu Pro
            340                 345                 350

Gln Val Tyr Thr Leu Pro Pro Ser Arg Asp Glu Leu Thr Lys Asn Gln
        355                 360                 365

Val Ser Leu Ser Cys Ala Val Lys Gly Phe Tyr Pro Ser Asp Ile Ala
    370                 375                 380

Val Glu Trp Glu Ser Asn Gly Gln Pro Glu Asn Asn Tyr Lys Thr Thr
385                 390                 395                 400

Pro Pro Val Leu Asp Ser Asp Gly Ser Phe Phe Leu Val Ser Lys Leu
                405                 410                 415

Thr Val Asp Lys Ser Arg Trp Gln Gln Gly Asn Val Phe Ser Cys Ser
            420                 425                 430

Val Met His Glu Ala Leu His Asn His Tyr Thr Gln Lys Ser Leu Ser
        435                 440                 445

Leu Ser Pro Gly Lys
    450
```

<210> 680
<211> 453
<212> PRT
<213> artificial

<220>
<223> Synthetic polypeptide

<400> 680

```
Glu Leu Gln Leu Gln Glu Ser Gly Pro Gly Leu Val Lys Pro Ser Glu
1               5                   10                  15

Thr Leu Ser Leu Thr Cys Thr Val Ser Gly Gly Ser Ile Ser Arg Ser
            20                  25                  30

Ser Tyr Tyr Trp Gly Trp Ile Arg Gln Pro Pro Gly Lys Gly Leu Glu
        35                  40                  45

Trp Ile Gly Ser Ile Tyr Tyr Thr Gly Asn Thr Tyr Tyr Trp Pro Ser
    50                  55                  60

Leu Lys Ser Arg Val Thr Ile Ser Val Asp Thr Ser Lys Asn Gln Phe
65                  70                  75                  80
```

```
Ser Leu Lys Leu Ser Ser Val Thr Ala Ala Asp Thr Ala Val Tyr Tyr
                85                  90                  95

Cys Thr Arg Val Arg Tyr Gly Val Gly Val Pro Arg Tyr Phe Asp Pro
            100                 105                 110

Trp Gly Gln Gly Thr Leu Val Thr Val Ser Ser Ala Ser Thr Lys Gly
        115                 120                 125

Pro Ser Val Phe Pro Leu Ala Pro Ser Ser Lys Ser Thr Ser Gly Gly
    130                 135                 140

Thr Ala Ala Leu Gly Cys Leu Val Lys Asp Tyr Phe Pro Glu Pro Val
145                 150                 155                 160

Thr Val Ser Trp Asn Ser Gly Ala Leu Thr Ser Gly Val His Thr Phe
                165                 170                 175

Pro Ala Val Leu Gln Ser Ser Gly Leu Tyr Ser Leu Ser Ser Val Val
            180                 185                 190

Thr Val Pro Ser Ser Ser Leu Gly Thr Gln Thr Tyr Ile Cys Asn Val
        195                 200                 205

Asn His Lys Pro Ser Asn Thr Lys Val Asp Lys Lys Val Glu Pro Lys
    210                 215                 220

Ser Cys Asp Lys Thr His Thr Cys Pro Pro Cys Pro Ala Pro Glu Leu
225                 230                 235                 240

Leu Gly Gly Pro Ser Val Phe Leu Phe Pro Pro Lys Pro Lys Asp Thr
                245                 250                 255

Leu Met Ile Ser Arg Thr Pro Glu Val Thr Cys Val Val Val Asp Val
            260                 265                 270

Ser His Glu Asp Pro Glu Val Lys Phe Asn Trp Tyr Val Asp Gly Val
        275                 280                 285

Glu Val His Asn Ala Lys Thr Lys Pro Arg Glu Glu Gln Tyr Gly Ser
    290                 295                 300

Thr Tyr Arg Val Val Ser Val Leu Thr Val Leu His Gln Asp Trp Leu
305                 310                 315                 320

Asn Gly Lys Glu Tyr Lys Cys Lys Val Ser Asn Lys Ala Leu Pro Ala
                325                 330                 335
```

Pro Ile Glu Lys Thr Ile Ser Lys Ala Lys Gly Gln Pro Arg Glu Pro
            340   345   350

Gln Val Tyr Thr Leu Pro Pro Ser Arg Asp Glu Leu Thr Lys Asn Gln
        355   360   365

Val Ser Leu Thr Cys Leu Val Lys Gly Phe Tyr Pro Ser Asp Ile Ala
    370   375   380

Val Glu Trp Glu Ser Asn Gly Gln Pro Glu Asn Asn Tyr Lys Thr Thr
385   390   395   400

Pro Pro Val Leu Asp Ser Asp Gly Ser Phe Phe Leu Tyr Ser Lys Leu
                405   410   415

Thr Val Asp Lys Ser Arg Trp Gln Gln Gly Asn Val Phe Ser Cys Ser
            420   425   430

Val Met His Glu Ala Leu His Asn His Tyr Thr Gln Lys Ser Leu Ser
        435   440   445

Leu Ser Pro Gly Lys
    450

<210> 681
<211> 452
<212> PRT
<213> artificial

<220>
<223> Synthetic polypeptide

<400> 681

Glu Leu Gln Leu Gln Glu Ser Gly Pro Gly Leu Val Lys Pro Ser Glu
1   5   10   15

Thr Leu Ser Leu Thr Cys Thr Val Ser Gly Gly Ser Ile Ser Arg Ser
            20   25   30

Ser Tyr Tyr Trp Gly Trp Ile Arg Gln Pro Pro Gly Lys Gly Leu Glu
        35   40   45

Trp Ile Gly Ser Ile Tyr Tyr Thr Gly Asn Thr Tyr Tyr Trp Pro Ser
    50   55   60

Leu Lys Ser Arg Val Thr Ile Ser Val Asp Thr Ser Lys Asn Gln Phe
65   70   75   80

Ser Leu Lys Leu Ser Ser Val Thr Ala Ala Asp Thr Ala Val Tyr Tyr
                85   90   95

```
Cys Thr Arg Val Arg Tyr Gly Val Gly Val Pro Arg Tyr Phe Asp Pro
            100                 105                 110

Trp Gly Gln Gly Thr Leu Val Thr Val Ser Ser Ala Ser Thr Lys Gly
        115                 120                 125

Pro Ser Val Phe Pro Leu Ala Pro Ser Ser Lys Ser Thr Ser Gly Gly
    130                 135                 140

Thr Ala Ala Leu Gly Cys Leu Val Lys Asp Tyr Phe Pro Glu Pro Val
145                 150                 155                 160

Thr Val Ser Trp Asn Ser Gly Ala Leu Thr Ser Gly Val His Thr Phe
                165                 170                 175

Pro Ala Val Leu Gln Ser Ser Gly Leu Tyr Ser Leu Ser Ser Val Val
            180                 185                 190

Thr Val Pro Ser Ser Ser Leu Gly Thr Gln Thr Tyr Ile Cys Asn Val
        195                 200                 205

Asn His Lys Pro Ser Asn Thr Lys Val Asp Lys Lys Val Glu Pro Lys
    210                 215                 220

Ser Cys Asp Lys Thr His Thr Cys Pro Pro Cys Pro Ala Pro Glu Leu
225                 230                 235                 240

Leu Gly Gly Pro Ser Val Phe Leu Phe Pro Pro Lys Pro Lys Asp Thr
                245                 250                 255

Tyr Ile Thr Arg Glu Thr Pro Glu Val Thr Cys Val Val Val Asp Val
            260                 265                 270

Ser His Glu Asp Pro Glu Val Lys Phe Asn Trp Tyr Val Asp Gly Val
        275                 280                 285

Glu Val His Asn Ala Lys Thr Lys Pro Arg Glu Glu Gln Tyr Gly Ser
    290                 295                 300

Thr Tyr Arg Val Val Ser Val Leu Thr Val Leu His Gln Asp Trp Leu
305                 310                 315                 320

Asn Gly Lys Glu Tyr Lys Cys Lys Val Ser Asn Lys Ala Leu Pro Ala
                325                 330                 335

Pro Ile Glu Lys Thr Ile Ser Lys Ala Lys Gly Gln Pro Arg Glu Pro
            340                 345                 350
```

```
Gln Val Tyr Thr Leu Pro Pro Ser Arg Asp Glu Leu Thr Lys Asn Gln
        355                 360                 365

Val Ser Leu Thr Cys Leu Val Lys Gly Phe Tyr Pro Ser Asp Ile Ala
    370                 375                 380

Val Glu Trp Glu Ser Asn Gly Gln Pro Glu Asn Asn Tyr Lys Thr Thr
385                 390                 395                 400

Pro Pro Val Leu Asp Ser Asp Gly Ser Phe Phe Leu Tyr Ser Lys Leu
                405                 410                 415

Thr Val Asp Lys Ser Arg Trp Gln Gln Gly Asn Val Phe Ser Cys Ser
            420                 425                 430

Val Met His Glu Ala Leu His Asn His Tyr Thr Gln Lys Ser Leu Ser
        435                 440                 445

Leu Ser Pro Gly
    450
```

<210> 682
<211> 453
<212> PRT
<213> artificial

<220>
<223> Synthetic polypeptide

<400> 682

```
Glu Leu Gln Leu Gln Glu Ser Gly Pro Gly Leu Val Lys Pro Ser Glu
1               5                   10                  15

Thr Leu Ser Leu Thr Cys Thr Val Ser Gly Gly Ser Ile Ser Arg Ser
            20                  25                  30

Ser Tyr Tyr Trp Gly Trp Ile Arg Gln Pro Pro Gly Lys Gly Leu Glu
        35                  40                  45

Trp Ile Gly Ser Ile Tyr Tyr Thr Gly Asn Thr Tyr Tyr Trp Pro Ser
    50                  55                  60

Leu Lys Ser Arg Val Thr Ile Ser Val Asp Thr Ser Lys Asn Gln Phe
65                  70                  75                  80

Ser Leu Lys Leu Ser Ser Val Thr Ala Ala Asp Thr Ala Val Tyr Tyr
                85                  90                  95

Cys Thr Arg Val Arg Tyr Gly Val Gly Val Pro Arg Tyr Phe Asp Pro
            100                 105                 110
```

```
Trp Gly Gln Gly Thr Leu Val Thr Val Ser Ser Ala Ser Thr Lys Gly
        115                 120                 125

Pro Ser Val Phe Pro Leu Ala Pro Ser Ser Lys Ser Thr Ser Gly Gly
    130                 135                 140

Thr Ala Ala Leu Gly Cys Leu Val Lys Asp Tyr Phe Pro Glu Pro Val
145                 150                 155                 160

Thr Val Ser Trp Asn Ser Gly Ala Leu Thr Ser Gly Val His Thr Phe
                165                 170                 175

Pro Ala Val Leu Gln Ser Ser Gly Leu Tyr Ser Leu Ser Ser Val Val
            180                 185                 190

Thr Val Pro Ser Ser Ser Leu Gly Thr Gln Thr Tyr Ile Cys Asn Val
        195                 200                 205

Asn His Lys Pro Ser Asn Thr Lys Val Asp Lys Lys Val Glu Pro Lys
    210                 215                 220

Ser Cys Asp Lys Thr His Thr Cys Pro Pro Cys Pro Ala Pro Glu Leu
225                 230                 235                 240

Leu Gly Gly Pro Ser Val Phe Leu Phe Pro Pro Lys Pro Lys Asp Thr
                245                 250                 255

Tyr Ile Thr Arg Glu Thr Pro Glu Val Thr Cys Val Val Val Asp Val
            260                 265                 270

Ser His Glu Asp Pro Glu Val Lys Phe Asn Trp Tyr Val Asp Gly Val
        275                 280                 285

Glu Val His Asn Ala Lys Thr Lys Pro Arg Glu Glu Gln Tyr Gly Ser
    290                 295                 300

Thr Tyr Arg Val Val Ser Val Leu Thr Val Leu His Gln Asp Trp Leu
305                 310                 315                 320

Asn Gly Lys Glu Tyr Lys Cys Lys Val Ser Asn Lys Ala Leu Pro Ala
                325                 330                 335

Pro Ile Glu Lys Thr Ile Ser Lys Ala Lys Gly Gln Pro Arg Glu Pro
            340                 345                 350

Gln Val Tyr Thr Leu Pro Pro Ser Arg Asp Glu Leu Thr Lys Asn Gln
        355                 360                 365
```

```
Val Ser Leu Thr Cys Leu Val Lys Gly Phe Tyr Pro Ser Asp Ile Ala
    370                 375                 380

Val Glu Trp Glu Ser Asn Gly Gln Pro Glu Asn Asn Tyr Lys Thr Thr
385                 390                 395                 400

Pro Pro Val Leu Asp Ser Asp Gly Ser Phe Phe Leu Tyr Ser Lys Leu
                405                 410                 415

Thr Val Asp Lys Ser Arg Trp Gln Gln Gly Asn Val Phe Ser Cys Ser
            420                 425                 430

Val Met His Glu Ala Leu His Asn His Tyr Thr Gln Lys Ser Leu Ser
        435                 440                 445

Leu Ser Pro Gly Lys
    450
```

<210> 683
<211> 453
<212> PRT
<213> artificial

<220>
<223> Synthetic polypeptide

<400> 683

```
Glu Leu Gln Leu Gln Glu Ser Gly Pro Gly Leu Val Lys Pro Ser Glu
1               5                   10                  15

Thr Leu Ser Leu Thr Cys Thr Val Ser Gly Gly Ser Ile Ser Arg Ser
            20                  25                  30

Ser Tyr Tyr Trp Gly Trp Ile Arg Gln Pro Pro Gly Lys Gly Leu Glu
        35                  40                  45

Trp Ile Gly Ser Ile Tyr Tyr Thr Gly Asn Thr Tyr Tyr Trp Pro Ser
    50                  55                  60

Leu Lys Ser Arg Val Thr Ile Ser Val Asp Thr Ser Lys Asn Gln Phe
65                  70                  75                  80

Ser Leu Lys Leu Ser Ser Val Thr Ala Ala Asp Thr Ala Val Tyr Tyr
                85                  90                  95

Cys Thr Arg Val Arg Tyr Gly Val Gly Val Pro Arg Tyr Phe Asp Pro
            100                 105                 110

Trp Gly Gln Gly Thr Leu Val Thr Val Ser Ser Ala Ser Thr Lys Gly
        115                 120                 125
```

```
Pro Ser Val Phe Pro Leu Ala Pro Ser Ser Lys Ser Thr Ser Gly Gly
    130                 135                 140

Thr Ala Ala Leu Gly Cys Leu Val Lys Asp Tyr Phe Pro Glu Pro Val
145                 150                 155                 160

Thr Val Ser Trp Asn Ser Gly Ala Leu Thr Ser Gly Val His Thr Phe
                165                 170                 175

Pro Ala Val Leu Gln Ser Ser Gly Leu Tyr Ser Leu Ser Ser Val Val
            180                 185                 190

Thr Val Pro Ser Ser Ser Leu Gly Thr Gln Thr Tyr Ile Cys Asn Val
        195                 200                 205

Asn His Lys Pro Ser Asn Thr Lys Val Asp Lys Lys Val Glu Pro Lys
    210                 215                 220

Ser Cys Asp Lys Thr His Thr Cys Pro Pro Cys Pro Ala Pro Glu Leu
225                 230                 235                 240

Leu Gly Gly Pro Ser Val Phe Leu Phe Pro Pro Lys Pro Lys Asp Thr
                245                 250                 255

Leu Met Ile Ser Arg Thr Pro Glu Val Thr Cys Val Val Val Asp Val
            260                 265                 270

Ser His Glu Asp Pro Glu Val Lys Phe Asn Trp Tyr Val Asp Gly Val
        275                 280                 285

Glu Val His Asn Ala Lys Thr Lys Pro Arg Glu Glu Gln Tyr Gly Ser
    290                 295                 300

Thr Tyr Arg Val Val Ser Val Leu Thr Val Leu His Gln Asp Trp Leu
305                 310                 315                 320

Asn Gly Lys Glu Tyr Lys Cys Lys Val Ser Asn Lys Ala Leu Pro Ala
                325                 330                 335

Pro Ile Glu Lys Thr Ile Ser Lys Ala Lys Gly Gln Pro Arg Glu Pro
            340                 345                 350

Gln Val Tyr Thr Leu Pro Pro Ser Arg Asp Glu Leu Thr Lys Asn Gln
        355                 360                 365

Val Ser Leu Trp Cys Leu Val Lys Gly Phe Tyr Pro Ser Asp Ile Ala
    370                 375                 380
```

```
Val Glu Trp Glu Ser Asn Gly Gln Pro Glu Asn Asn Tyr Lys Thr Thr
385                 390                 395                 400


Pro Pro Val Leu Asp Ser Asp Gly Ser Phe Phe Leu Tyr Ser Lys Leu
                405                 410                 415


Thr Val Asp Lys Ser Arg Trp Gln Gln Gly Asn Val Phe Ser Cys Ser
            420                 425                 430


Val Met His Glu Ala Leu His Asn His Tyr Thr Gln Lys Ser Leu Ser
        435                 440                 445


Leu Ser Pro Gly Lys
    450


<210>  684
<211>  452
<212>  PRT
<213>  artificial

<220>
<223>  Synthetic polypeptide

<400>  684

Glu Leu Gln Leu Gln Glu Ser Gly Pro Gly Leu Val Lys Pro Ser Glu
1               5                   10                  15


Thr Leu Ser Leu Thr Cys Thr Val Ser Gly Gly Ser Ile Ser Arg Ser
            20                  25                  30


Ser Tyr Tyr Trp Gly Trp Ile Arg Gln Pro Pro Gly Lys Gly Leu Glu
        35                  40                  45


Trp Ile Gly Ser Ile Tyr Tyr Thr Gly Asn Thr Tyr Tyr Trp Pro Ser
    50                  55                  60


Leu Lys Ser Arg Val Thr Ile Ser Val Asp Thr Ser Lys Asn Gln Phe
65                  70                  75                  80


Ser Leu Lys Leu Ser Ser Val Thr Ala Ala Asp Thr Ala Val Tyr Tyr
                85                  90                  95


Cys Thr Arg Val Arg Tyr Gly Val Gly Val Pro Arg Tyr Phe Asp Pro
            100                 105                 110


Trp Gly Gln Gly Thr Leu Val Thr Val Ser Ser Ala Ser Thr Lys Gly
        115                 120                 125


Pro Ser Val Phe Pro Leu Ala Pro Ser Ser Lys Ser Thr Ser Gly Gly
    130                 135                 140
```

```
Thr Ala Ala Leu Gly Cys Leu Val Lys Asp Tyr Phe Pro Glu Pro Val
145                 150                 155                 160


Thr Val Ser Trp Asn Ser Gly Ala Leu Thr Ser Gly Val His Thr Phe
                165                 170                 175


Pro Ala Val Leu Gln Ser Ser Gly Leu Tyr Ser Leu Ser Ser Val Val
            180                 185                 190


Thr Val Pro Ser Ser Ser Leu Gly Thr Gln Thr Tyr Ile Cys Asn Val
        195                 200                 205


Asn His Lys Pro Ser Asn Thr Lys Val Asp Lys Lys Val Glu Pro Lys
    210                 215                 220


Ser Cys Asp Lys Thr His Thr Cys Pro Pro Cys Pro Ala Pro Glu Leu
225                 230                 235                 240


Leu Gly Gly Pro Ser Val Phe Leu Phe Pro Pro Lys Pro Lys Asp Thr
                245                 250                 255


Tyr Ile Thr Arg Glu Thr Pro Glu Val Thr Cys Val Val Val Asp Val
            260                 265                 270


Ser His Glu Asp Pro Glu Val Lys Phe Asn Trp Tyr Val Asp Gly Val
        275                 280                 285


Glu Val His Asn Ala Lys Thr Lys Pro Arg Glu Glu Gln Tyr Gly Ser
    290                 295                 300


Thr Tyr Arg Val Val Ser Val Leu Thr Val Leu His Gln Asp Trp Leu
305                 310                 315                 320


Asn Gly Lys Glu Tyr Lys Cys Lys Val Ser Asn Lys Ala Leu Pro Ala
                325                 330                 335


Pro Ile Glu Lys Thr Ile Ser Lys Ala Lys Gly Gln Pro Arg Glu Pro
            340                 345                 350


Gln Val Tyr Thr Leu Pro Pro Ser Arg Asp Glu Leu Thr Lys Asn Gln
        355                 360                 365


Val Ser Leu Trp Cys Leu Val Lys Gly Phe Tyr Pro Ser Asp Ile Ala
    370                 375                 380


Val Glu Trp Glu Ser Asn Gly Gln Pro Glu Asn Asn Tyr Lys Thr Thr
385                 390                 395                 400
```

Pro Pro Val Leu Asp Ser Asp Gly Ser Phe Phe Leu Tyr Ser Lys Leu
405 410 415

Thr Val Asp Lys Ser Arg Trp Gln Gln Gly Asn Val Phe Ser Cys Ser
420 425 430

Val Met His Glu Ala Leu His Asn His Tyr Thr Gln Lys Ser Leu Ser
435 440 445

Leu Ser Pro Gly
450

<210> 685
<211> 453
<212> PRT
<213> artificial

<220>
<223> Synthetic polypeptide

<400> 685

Glu Leu Gln Leu Gln Glu Ser Gly Pro Gly Leu Val Lys Pro Ser Glu
1 5 10 15

Thr Leu Ser Leu Thr Cys Thr Val Ser Gly Gly Ser Ile Ser Arg Ser
20 25 30

Ser Tyr Tyr Trp Gly Trp Ile Arg Gln Pro Pro Gly Lys Gly Leu Glu
35 40 45

Trp Ile Gly Ser Ile Tyr Tyr Thr Gly Asn Thr Tyr Tyr Trp Pro Ser
50 55 60

Leu Lys Ser Arg Val Thr Ile Ser Val Asp Thr Ser Lys Asn Gln Phe
65 70 75 80

Ser Leu Lys Leu Ser Ser Val Thr Ala Ala Asp Thr Ala Val Tyr Tyr
85 90 95

Cys Thr Arg Val Arg Tyr Gly Val Gly Val Pro Arg Tyr Phe Asp Pro
100 105 110

Trp Gly Gln Gly Thr Leu Val Thr Val Ser Ser Ala Ser Thr Lys Gly
115 120 125

Pro Ser Val Phe Pro Leu Ala Pro Ser Ser Lys Ser Thr Ser Gly Gly
130 135 140

Thr Ala Ala Leu Gly Cys Leu Val Lys Asp Tyr Phe Pro Glu Pro Val
145 150 155 160

```
Thr Val Ser Trp Asn Ser Gly Ala Leu Thr Ser Gly Val His Thr Phe
                165                 170                 175

Pro Ala Val Leu Gln Ser Ser Gly Leu Tyr Ser Leu Ser Ser Val Val
            180                 185                 190

Thr Val Pro Ser Ser Ser Leu Gly Thr Gln Thr Tyr Ile Cys Asn Val
        195                 200                 205

Asn His Lys Pro Ser Asn Thr Lys Val Asp Lys Lys Val Glu Pro Lys
    210                 215                 220

Ser Cys Asp Lys Thr His Thr Cys Pro Pro Cys Pro Ala Pro Glu Leu
225                 230                 235                 240

Leu Gly Gly Pro Ser Val Phe Leu Phe Pro Pro Lys Pro Lys Asp Thr
                245                 250                 255

Tyr Ile Thr Arg Glu Thr Pro Glu Val Thr Cys Val Val Val Asp Val
            260                 265                 270

Ser His Glu Asp Pro Glu Val Lys Phe Asn Trp Tyr Val Asp Gly Val
        275                 280                 285

Glu Val His Asn Ala Lys Thr Lys Pro Arg Glu Glu Gln Tyr Gly Ser
    290                 295                 300

Thr Tyr Arg Val Val Ser Val Leu Thr Val Leu His Gln Asp Trp Leu
305                 310                 315                 320

Asn Gly Lys Glu Tyr Lys Cys Lys Val Ser Asn Lys Ala Leu Pro Ala
                325                 330                 335

Pro Ile Glu Lys Thr Ile Ser Lys Ala Lys Gly Gln Pro Arg Glu Pro
            340                 345                 350

Gln Val Tyr Thr Leu Pro Pro Ser Arg Asp Glu Leu Thr Lys Asn Gln
        355                 360                 365

Val Ser Leu Trp Cys Leu Val Lys Gly Phe Tyr Pro Ser Asp Ile Ala
    370                 375                 380

Val Glu Trp Glu Ser Asn Gly Gln Pro Glu Asn Asn Tyr Lys Thr Thr
385                 390                 395                 400

Pro Pro Val Leu Asp Ser Asp Gly Ser Phe Phe Leu Tyr Ser Lys Leu
                405                 410                 415
```

```
Thr Val Asp Lys Ser Arg Trp Gln Gln Gly Asn Val Phe Ser Cys Ser
            420                 425                 430


Val Met His Glu Ala Leu His Asn His Tyr Thr Gln Lys Ser Leu Ser
        435                 440                 445


Leu Ser Pro Gly Lys
    450
```

<210> 686
<211> 453
<212> PRT
<213> artificial

<220>
<223> Synthetic polypeptide

<400> 686

```
Glu Leu Gln Leu Gln Glu Ser Gly Pro Gly Leu Val Lys Pro Ser Glu
1               5                   10                  15


Thr Leu Ser Leu Thr Cys Thr Val Ser Gly Gly Ser Ile Ser Arg Ser
            20                  25                  30


Ser Tyr Tyr Trp Gly Trp Ile Arg Gln Pro Pro Gly Lys Gly Leu Glu
        35                  40                  45


Trp Ile Gly Ser Ile Tyr Tyr Thr Gly Asn Thr Tyr Tyr Trp Pro Ser
    50                  55                  60


Leu Lys Ser Arg Val Thr Ile Ser Val Asp Thr Ser Lys Asn Gln Phe
65                  70                  75                  80


Ser Leu Lys Leu Ser Ser Val Thr Ala Ala Asp Thr Ala Val Tyr Tyr
                85                  90                  95


Cys Thr Arg Val Arg Tyr Gly Val Gly Val Pro Arg Tyr Phe Asp Pro
            100                 105                 110


Trp Gly Gln Gly Thr Leu Val Thr Val Ser Ser Ala Ser Thr Lys Gly
        115                 120                 125


Pro Ser Val Phe Pro Leu Ala Pro Ser Ser Lys Ser Thr Ser Gly Gly
    130                 135                 140


Thr Ala Ala Leu Gly Cys Leu Val Lys Asp Tyr Phe Pro Glu Pro Val
145                 150                 155                 160


Thr Val Ser Trp Asn Ser Gly Ala Leu Thr Ser Gly Val His Thr Phe
                165                 170                 175
```

```
Pro Ala Val Leu Gln Ser Ser Gly Leu Tyr Ser Leu Ser Ser Val Val
            180                 185                 190

Thr Val Pro Ser Ser Ser Leu Gly Thr Gln Thr Tyr Ile Cys Asn Val
        195                 200                 205

Asn His Lys Pro Ser Asn Thr Lys Val Asp Lys Lys Val Glu Pro Lys
    210                 215                 220

Ser Cys Asp Lys Thr His Thr Cys Pro Pro Cys Pro Ala Pro Glu Leu
225                 230                 235                 240

Leu Gly Gly Pro Ser Val Phe Leu Phe Pro Pro Lys Pro Lys Asp Thr
                245                 250                 255

Leu Met Ile Ser Arg Thr Pro Glu Val Thr Cys Val Val Val Asp Val
            260                 265                 270

Ser His Glu Asp Pro Glu Val Lys Phe Asn Trp Tyr Val Asp Gly Val
        275                 280                 285

Glu Val His Asn Ala Lys Thr Lys Pro Arg Glu Glu Gln Tyr Gly Ser
    290                 295                 300

Thr Tyr Arg Val Val Ser Val Leu Thr Val Leu His Gln Asp Trp Leu
305                 310                 315                 320

Asn Gly Lys Glu Tyr Lys Cys Lys Val Ser Asn Lys Ala Leu Pro Ala
                325                 330                 335

Pro Ile Glu Lys Thr Ile Ser Lys Ala Lys Gly Gln Pro Arg Glu Pro
            340                 345                 350

Gln Val Tyr Thr Leu Pro Pro Ser Arg Asp Glu Leu Thr Lys Asn Gln
        355                 360                 365

Val Ser Leu Ser Cys Ala Val Lys Gly Phe Tyr Pro Ser Asp Ile Ala
    370                 375                 380

Val Glu Trp Glu Ser Asn Gly Gln Pro Glu Asn Asn Tyr Lys Thr Thr
385                 390                 395                 400

Pro Pro Val Leu Asp Ser Asp Gly Ser Phe Phe Leu Val Ser Lys Leu
                405                 410                 415

Thr Val Asp Lys Ser Arg Trp Gln Gln Gly Asn Val Phe Ser Cys Ser
            420                 425                 430
```

```
Val Met His Glu Ala Leu His Asn His Tyr Thr Gln Lys Ser Leu Ser
        435                 440                 445


Leu Ser Pro Gly Lys
    450
```

<210> 687
<211> 452
<212> PRT
<213> artificial

<220>
<223> Synthetic polypeptide

<400> 687

```
Glu Leu Gln Leu Gln Glu Ser Gly Pro Gly Leu Val Lys Pro Ser Glu
1               5                   10                  15


Thr Leu Ser Leu Thr Cys Thr Val Ser Gly Gly Ser Ile Ser Arg Ser
            20                  25                  30


Ser Tyr Tyr Trp Gly Trp Ile Arg Gln Pro Pro Gly Lys Gly Leu Glu
        35                  40                  45


Trp Ile Gly Ser Ile Tyr Tyr Thr Gly Asn Thr Tyr Tyr Trp Pro Ser
    50                  55                  60


Leu Lys Ser Arg Val Thr Ile Ser Val Asp Thr Ser Lys Asn Gln Phe
65                  70                  75                  80


Ser Leu Lys Leu Ser Ser Val Thr Ala Ala Asp Thr Ala Val Tyr Tyr
                85                  90                  95


Cys Thr Arg Val Arg Tyr Gly Val Gly Val Pro Arg Tyr Phe Asp Pro
            100                 105                 110


Trp Gly Gln Gly Thr Leu Val Thr Val Ser Ser Ala Ser Thr Lys Gly
        115                 120                 125


Pro Ser Val Phe Pro Leu Ala Pro Ser Ser Lys Ser Thr Ser Gly Gly
    130                 135                 140


Thr Ala Ala Leu Gly Cys Leu Val Lys Asp Tyr Phe Pro Glu Pro Val
145                 150                 155                 160


Thr Val Ser Trp Asn Ser Gly Ala Leu Thr Ser Gly Val His Thr Phe
                165                 170                 175


Pro Ala Val Leu Gln Ser Ser Gly Leu Tyr Ser Leu Ser Ser Val Val
            180                 185                 190
```

```
Thr Val Pro Ser Ser Ser Leu Gly Thr Gln Thr Tyr Ile Cys Asn Val
        195                 200                 205

Asn His Lys Pro Ser Asn Thr Lys Val Asp Lys Lys Val Glu Pro Lys
    210                 215                 220

Ser Cys Asp Lys Thr His Thr Cys Pro Pro Cys Pro Ala Pro Glu Leu
225                 230                 235                 240

Leu Gly Gly Pro Ser Val Phe Leu Phe Pro Pro Lys Pro Lys Asp Thr
                245                 250                 255

Tyr Ile Thr Arg Glu Thr Pro Glu Val Thr Cys Val Val Val Asp Val
            260                 265                 270

Ser His Glu Asp Pro Glu Val Lys Phe Asn Trp Tyr Val Asp Gly Val
        275                 280                 285

Glu Val His Asn Ala Lys Thr Lys Pro Arg Glu Glu Gln Tyr Gly Ser
    290                 295                 300

Thr Tyr Arg Val Val Ser Val Leu Thr Val Leu His Gln Asp Trp Leu
305                 310                 315                 320

Asn Gly Lys Glu Tyr Lys Cys Lys Val Ser Asn Lys Ala Leu Pro Ala
                325                 330                 335

Pro Ile Glu Lys Thr Ile Ser Lys Ala Lys Gly Gln Pro Arg Glu Pro
            340                 345                 350

Gln Val Tyr Thr Leu Pro Pro Ser Arg Asp Glu Leu Thr Lys Asn Gln
        355                 360                 365

Val Ser Leu Ser Cys Ala Val Lys Gly Phe Tyr Pro Ser Asp Ile Ala
    370                 375                 380

Val Glu Trp Glu Ser Asn Gly Gln Pro Glu Asn Asn Tyr Lys Thr Thr
385                 390                 395                 400

Pro Pro Val Leu Asp Ser Asp Gly Ser Phe Phe Leu Val Ser Lys Leu
                405                 410                 415

Thr Val Asp Lys Ser Arg Trp Gln Gln Gly Asn Val Phe Ser Cys Ser
            420                 425                 430

Val Met His Glu Ala Leu His Asn His Tyr Thr Gln Lys Ser Leu Ser
        435                 440                 445
```

Leu Ser Pro Gly
450

<210> 688
<211> 453
<212> PRT
<213> artificial

<220>
<223> Synthetic polypeptide

<400> 688

Glu Leu Gln Leu Gln Glu Ser Gly Pro Gly Leu Val Lys Pro Ser Glu
1 5 10 15

Thr Leu Ser Leu Thr Cys Thr Val Ser Gly Gly Ser Ile Ser Arg Ser
20 25 30

Ser Tyr Tyr Trp Gly Trp Ile Arg Gln Pro Pro Gly Lys Gly Leu Glu
35 40 45

Trp Ile Gly Ser Ile Tyr Tyr Thr Gly Asn Thr Tyr Tyr Trp Pro Ser
50 55 60

Leu Lys Ser Arg Val Thr Ile Ser Val Asp Thr Ser Lys Asn Gln Phe
65 70 75 80

Ser Leu Lys Leu Ser Ser Val Thr Ala Ala Asp Thr Ala Val Tyr Tyr
85 90 95

Cys Thr Arg Val Arg Tyr Gly Val Gly Val Pro Arg Tyr Phe Asp Pro
100 105 110

Trp Gly Gln Gly Thr Leu Val Thr Val Ser Ser Ala Ser Thr Lys Gly
115 120 125

Pro Ser Val Phe Pro Leu Ala Pro Ser Ser Lys Ser Thr Ser Gly Gly
130 135 140

Thr Ala Ala Leu Gly Cys Leu Val Lys Asp Tyr Phe Pro Glu Pro Val
145 150 155 160

Thr Val Ser Trp Asn Ser Gly Ala Leu Thr Ser Gly Val His Thr Phe
165 170 175

Pro Ala Val Leu Gln Ser Ser Gly Leu Tyr Ser Leu Ser Ser Val Val
180 185 190

Thr Val Pro Ser Ser Ser Leu Gly Thr Gln Thr Tyr Ile Cys Asn Val
195 200 205

```
Asn His Lys Pro Ser Asn Thr Lys Val Asp Lys Lys Val Glu Pro Lys
    210                 215                 220

Ser Cys Asp Lys Thr His Thr Cys Pro Pro Cys Pro Ala Pro Glu Leu
225                 230                 235                 240

Leu Gly Gly Pro Ser Val Phe Leu Phe Pro Pro Lys Pro Lys Asp Thr
                245                 250                 255

Tyr Ile Thr Arg Glu Thr Pro Glu Val Thr Cys Val Val Val Asp Val
            260                 265                 270

Ser His Glu Asp Pro Glu Val Lys Phe Asn Trp Tyr Val Asp Gly Val
        275                 280                 285

Glu Val His Asn Ala Lys Thr Lys Pro Arg Glu Glu Gln Tyr Gly Ser
    290                 295                 300

Thr Tyr Arg Val Val Ser Val Leu Thr Val Leu His Gln Asp Trp Leu
305                 310                 315                 320

Asn Gly Lys Glu Tyr Lys Cys Lys Val Ser Asn Lys Ala Leu Pro Ala
                325                 330                 335

Pro Ile Glu Lys Thr Ile Ser Lys Ala Lys Gly Gln Pro Arg Glu Pro
            340                 345                 350

Gln Val Tyr Thr Leu Pro Pro Ser Arg Asp Glu Leu Thr Lys Asn Gln
        355                 360                 365

Val Ser Leu Ser Cys Ala Val Lys Gly Phe Tyr Pro Ser Asp Ile Ala
    370                 375                 380

Val Glu Trp Glu Ser Asn Gly Gln Pro Glu Asn Asn Tyr Lys Thr Thr
385                 390                 395                 400

Pro Pro Val Leu Asp Ser Asp Gly Ser Phe Phe Leu Val Ser Lys Leu
                405                 410                 415

Thr Val Asp Lys Ser Arg Trp Gln Gln Gly Asn Val Phe Ser Cys Ser
            420                 425                 430

Val Met His Glu Ala Leu His Asn His Tyr Thr Gln Lys Ser Leu Ser
        435                 440                 445

Leu Ser Pro Gly Lys
    450
```

<210> 689
<211> 453
<212> PRT
<213> artificial

<220>
<223> Synthetic polypeptide

<400> 689

Glu Leu Gln Leu Gln Glu Ser Gly Pro Gly Leu Val Lys Pro Ser Glu
1   5   10   15

Thr Leu Ser Leu Thr Cys Thr Val Ser Gly Gly Ser Ile Ser Asp Ser
            20   25   30

Ser Tyr Tyr Trp Gly Trp Ile Arg Gln Pro Pro Gly Lys Gly Leu Glu
        35   40   45

Trp Ile Gly Ser Ile Tyr Tyr Thr Gly Glu Thr Tyr Tyr Ala Pro Ser
    50   55   60

Leu Lys Ser Arg Val Thr Ile Ser Val Asp Thr Ser Lys Asn Gln Phe
65   70   75   80

Ser Leu Lys Leu Ser Ser Val Thr Ala Ala Asp Thr Ala Val Tyr Tyr
                85   90   95

Cys Ala Arg Leu Arg Tyr Gly Val Gly Val Pro Arg Tyr Phe Asp Pro
            100   105   110

Trp Gly Gln Gly Thr Leu Val Thr Val Ser Ser Ala Ser Thr Lys Gly
        115   120   125

Pro Ser Val Phe Pro Leu Ala Pro Ser Ser Lys Ser Thr Ser Gly Gly
    130   135   140

Thr Ala Ala Leu Gly Cys Leu Val Lys Asp Tyr Phe Pro Glu Pro Val
145   150   155   160

Thr Val Ser Trp Asn Ser Gly Ala Leu Thr Ser Gly Val His Thr Phe
                165   170   175

Pro Ala Val Leu Gln Ser Ser Gly Leu Tyr Ser Leu Ser Ser Val Val
            180   185   190

Thr Val Pro Ser Ser Ser Leu Gly Thr Gln Thr Tyr Ile Cys Asn Val
        195   200   205

Asn His Lys Pro Ser Asn Thr Lys Val Asp Lys Lys Val Glu Pro Lys
    210   215   220

```
Ser Cys Asp Lys Thr His Thr Cys Pro Pro Cys Pro Ala Pro Glu Leu
225                 230                 235                 240

Leu Gly Gly Pro Ser Val Phe Leu Phe Pro Pro Lys Pro Lys Asp Thr
                245                 250                 255

Leu Met Ile Ser Arg Thr Pro Glu Val Thr Cys Val Val Val Asp Val
            260                 265                 270

Ser His Glu Asp Pro Glu Val Lys Phe Asn Trp Tyr Val Asp Gly Val
        275                 280                 285

Glu Val His Asn Ala Lys Thr Lys Pro Arg Glu Glu Gln Tyr Gly Ser
    290                 295                 300

Thr Tyr Arg Val Val Ser Val Leu Thr Val Leu His Gln Asp Trp Leu
305                 310                 315                 320

Asn Gly Lys Glu Tyr Lys Cys Lys Val Ser Asn Lys Ala Leu Pro Ala
                325                 330                 335

Pro Ile Glu Lys Thr Ile Ser Lys Ala Lys Gly Gln Pro Arg Glu Pro
            340                 345                 350

Gln Val Tyr Thr Leu Pro Pro Ser Arg Asp Glu Leu Thr Lys Asn Gln
        355                 360                 365

Val Ser Leu Thr Cys Leu Val Lys Gly Phe Tyr Pro Ser Asp Ile Ala
    370                 375                 380

Val Glu Trp Glu Ser Asn Gly Gln Pro Glu Asn Asn Tyr Lys Thr Thr
385                 390                 395                 400

Pro Pro Val Leu Asp Ser Asp Gly Ser Phe Phe Leu Tyr Ser Lys Leu
                405                 410                 415

Thr Val Asp Lys Ser Arg Trp Gln Gln Gly Asn Val Phe Ser Cys Ser
            420                 425                 430

Val Met His Glu Ala Leu His Asn His Tyr Thr Gln Lys Ser Leu Ser
        435                 440                 445

Leu Ser Pro Gly Lys
    450
```

<210> 690
<211> 452
<212> PRT

<213> artificial

<220>
<223> Synthetic polypeptide

<400> 690

```
Glu Leu Gln Leu Gln Glu Ser Gly Pro Gly Leu Val Lys Pro Ser Glu
1               5                   10                  15


Thr Leu Ser Leu Thr Cys Thr Val Ser Gly Gly Ser Ile Ser Asp Ser
            20                  25                  30


Ser Tyr Tyr Trp Gly Trp Ile Arg Gln Pro Pro Gly Lys Gly Leu Glu
        35                  40                  45


Trp Ile Gly Ser Ile Tyr Tyr Thr Gly Glu Thr Tyr Tyr Ala Pro Ser
    50                  55                  60


Leu Lys Ser Arg Val Thr Ile Ser Val Asp Thr Ser Lys Asn Gln Phe
65                  70                  75                  80


Ser Leu Lys Leu Ser Ser Val Thr Ala Ala Asp Thr Ala Val Tyr Tyr
                85                  90                  95


Cys Ala Arg Leu Arg Tyr Gly Val Gly Val Pro Arg Tyr Phe Asp Pro
            100                 105                 110


Trp Gly Gln Gly Thr Leu Val Thr Val Ser Ser Ala Ser Thr Lys Gly
        115                 120                 125


Pro Ser Val Phe Pro Leu Ala Pro Ser Ser Lys Ser Thr Ser Gly Gly
    130                 135                 140


Thr Ala Ala Leu Gly Cys Leu Val Lys Asp Tyr Phe Pro Glu Pro Val
145                 150                 155                 160


Thr Val Ser Trp Asn Ser Gly Ala Leu Thr Ser Gly Val His Thr Phe
                165                 170                 175


Pro Ala Val Leu Gln Ser Ser Gly Leu Tyr Ser Leu Ser Ser Val Val
            180                 185                 190


Thr Val Pro Ser Ser Ser Leu Gly Thr Gln Thr Tyr Ile Cys Asn Val
        195                 200                 205


Asn His Lys Pro Ser Asn Thr Lys Val Asp Lys Lys Val Glu Pro Lys
    210                 215                 220


Ser Cys Asp Lys Thr His Thr Cys Pro Pro Cys Pro Ala Pro Glu Leu
225                 230                 235                 240
```

```
Leu Gly Gly Pro Ser Val Phe Leu Phe Pro Pro Lys Pro Lys Asp Thr
                245                 250                 255

Tyr Ile Thr Arg Glu Thr Pro Glu Val Thr Cys Val Val Val Asp Val
            260                 265                 270

Ser His Glu Asp Pro Glu Val Lys Phe Asn Trp Tyr Val Asp Gly Val
        275                 280                 285

Glu Val His Asn Ala Lys Thr Lys Pro Arg Glu Glu Gln Tyr Gly Ser
    290                 295                 300

Thr Tyr Arg Val Val Ser Val Leu Thr Val Leu His Gln Asp Trp Leu
305                 310                 315                 320

Asn Gly Lys Glu Tyr Lys Cys Lys Val Ser Asn Lys Ala Leu Pro Ala
                325                 330                 335

Pro Ile Glu Lys Thr Ile Ser Lys Ala Lys Gly Gln Pro Arg Glu Pro
            340                 345                 350

Gln Val Tyr Thr Leu Pro Pro Ser Arg Asp Glu Leu Thr Lys Asn Gln
        355                 360                 365

Val Ser Leu Thr Cys Leu Val Lys Gly Phe Tyr Pro Ser Asp Ile Ala
    370                 375                 380

Val Glu Trp Glu Ser Asn Gly Gln Pro Glu Asn Asn Tyr Lys Thr Thr
385                 390                 395                 400

Pro Pro Val Leu Asp Ser Asp Gly Ser Phe Phe Leu Tyr Ser Lys Leu
                405                 410                 415

Thr Val Asp Lys Ser Arg Trp Gln Gln Gly Asn Val Phe Ser Cys Ser
            420                 425                 430

Val Met His Glu Ala Leu His Asn His Tyr Thr Gln Lys Ser Leu Ser
        435                 440                 445

Leu Ser Pro Gly
    450
```

<210> 691
<211> 453
<212> PRT
<213> artificial

<220>
<223> Synthetic polypeptide

<400> 691

```
Glu Leu Gln Leu Gln Glu Ser Gly Pro Gly Leu Val Lys Pro Ser Glu
1               5                  10                  15

Thr Leu Ser Leu Thr Cys Thr Val Ser Gly Gly Ser Ile Ser Asp Ser
            20                  25                  30

Ser Tyr Tyr Trp Gly Trp Ile Arg Gln Pro Pro Gly Lys Gly Leu Glu
        35                  40                  45

Trp Ile Gly Ser Ile Tyr Tyr Thr Gly Glu Thr Tyr Tyr Ala Pro Ser
    50                  55                  60

Leu Lys Ser Arg Val Thr Ile Ser Val Asp Thr Ser Lys Asn Gln Phe
65                  70                  75                  80

Ser Leu Lys Leu Ser Ser Val Thr Ala Ala Asp Thr Ala Val Tyr Tyr
                85                  90                  95

Cys Ala Arg Leu Arg Tyr Gly Val Gly Val Pro Arg Tyr Phe Asp Pro
            100                 105                 110

Trp Gly Gln Gly Thr Leu Val Thr Val Ser Ser Ala Ser Thr Lys Gly
        115                 120                 125

Pro Ser Val Phe Pro Leu Ala Pro Ser Ser Lys Ser Thr Ser Gly Gly
    130                 135                 140

Thr Ala Ala Leu Gly Cys Leu Val Lys Asp Tyr Phe Pro Glu Pro Val
145                 150                 155                 160

Thr Val Ser Trp Asn Ser Gly Ala Leu Thr Ser Gly Val His Thr Phe
                165                 170                 175

Pro Ala Val Leu Gln Ser Ser Gly Leu Tyr Ser Leu Ser Ser Val Val
            180                 185                 190

Thr Val Pro Ser Ser Ser Leu Gly Thr Gln Thr Tyr Ile Cys Asn Val
        195                 200                 205

Asn His Lys Pro Ser Asn Thr Lys Val Asp Lys Lys Val Glu Pro Lys
    210                 215                 220

Ser Cys Asp Lys Thr His Thr Cys Pro Pro Cys Pro Ala Pro Glu Leu
225                 230                 235                 240

Leu Gly Gly Pro Ser Val Phe Leu Phe Pro Pro Lys Pro Lys Asp Thr
                245                 250                 255
```

```
Tyr Ile Thr Arg Glu Thr Pro Glu Val Thr Cys Val Val Val Asp Val
            260                 265                 270

Ser His Glu Asp Pro Glu Val Lys Phe Asn Trp Tyr Val Asp Gly Val
        275                 280                 285

Glu Val His Asn Ala Lys Thr Lys Pro Arg Glu Glu Gln Tyr Gly Ser
    290                 295                 300

Thr Tyr Arg Val Val Ser Val Leu Thr Val Leu His Gln Asp Trp Leu
305                 310                 315                 320

Asn Gly Lys Glu Tyr Lys Cys Lys Val Ser Asn Lys Ala Leu Pro Ala
                325                 330                 335

Pro Ile Glu Lys Thr Ile Ser Lys Ala Lys Gly Gln Pro Arg Glu Pro
            340                 345                 350

Gln Val Tyr Thr Leu Pro Pro Ser Arg Asp Glu Leu Thr Lys Asn Gln
        355                 360                 365

Val Ser Leu Thr Cys Leu Val Lys Gly Phe Tyr Pro Ser Asp Ile Ala
    370                 375                 380

Val Glu Trp Glu Ser Asn Gly Gln Pro Glu Asn Asn Tyr Lys Thr Thr
385                 390                 395                 400

Pro Pro Val Leu Asp Ser Asp Gly Ser Phe Phe Leu Tyr Ser Lys Leu
                405                 410                 415

Thr Val Asp Lys Ser Arg Trp Gln Gln Gly Asn Val Phe Ser Cys Ser
            420                 425                 430

Val Met His Glu Ala Leu His Asn His Tyr Thr Gln Lys Ser Leu Ser
        435                 440                 445

Leu Ser Pro Gly Lys
    450


<210>  692
<211>  453
<212>  PRT
<213>  artificial

<220>
<223>  Synthetic polypeptide

<400>  692

Glu Leu Gln Leu Gln Glu Ser Gly Pro Gly Leu Val Lys Pro Ser Glu
```

```
1               5                   10                  15

Thr Leu Ser Leu Thr Cys Thr Val Ser Gly Gly Ser Ile Ser Asp Ser
            20                  25                  30

Ser Tyr Tyr Trp Gly Trp Ile Arg Gln Pro Pro Gly Lys Gly Leu Glu
        35                  40                  45

Trp Ile Gly Ser Ile Tyr Tyr Thr Gly Glu Thr Tyr Tyr Ala Pro Ser
    50                  55                  60

Leu Lys Ser Arg Val Thr Ile Ser Val Asp Thr Ser Lys Asn Gln Phe
65                  70                  75                  80

Ser Leu Lys Leu Ser Ser Val Thr Ala Ala Asp Thr Ala Val Tyr Tyr
                85                  90                  95

Cys Ala Arg Leu Arg Tyr Gly Val Gly Val Pro Arg Tyr Phe Asp Pro
            100                 105                 110

Trp Gly Gln Gly Thr Leu Val Thr Val Ser Ser Ala Ser Thr Lys Gly
        115                 120                 125

Pro Ser Val Phe Pro Leu Ala Pro Ser Ser Lys Ser Thr Ser Gly Gly
    130                 135                 140

Thr Ala Ala Leu Gly Cys Leu Val Lys Asp Tyr Phe Pro Glu Pro Val
145                 150                 155                 160

Thr Val Ser Trp Asn Ser Gly Ala Leu Thr Ser Gly Val His Thr Phe
                165                 170                 175

Pro Ala Val Leu Gln Ser Ser Gly Leu Tyr Ser Leu Ser Ser Val Val
            180                 185                 190

Thr Val Pro Ser Ser Ser Leu Gly Thr Gln Thr Tyr Ile Cys Asn Val
        195                 200                 205

Asn His Lys Pro Ser Asn Thr Lys Val Asp Lys Lys Val Glu Pro Lys
    210                 215                 220

Ser Cys Asp Lys Thr His Thr Cys Pro Pro Cys Pro Ala Pro Glu Leu
225                 230                 235                 240

Leu Gly Gly Pro Ser Val Phe Leu Phe Pro Pro Lys Pro Lys Asp Thr
                245                 250                 255

Leu Met Ile Ser Arg Thr Pro Glu Val Thr Cys Val Val Val Asp Val
            260                 265                 270
```

```
Ser His Glu Asp Pro Glu Val Lys Phe Asn Trp Tyr Val Asp Gly Val
        275                 280                 285


Glu Val His Asn Ala Lys Thr Lys Pro Arg Glu Glu Gln Tyr Gly Ser
    290                 295                 300


Thr Tyr Arg Val Val Ser Val Leu Thr Val Leu His Gln Asp Trp Leu
305                 310                 315                 320


Asn Gly Lys Glu Tyr Lys Cys Lys Val Ser Asn Lys Ala Leu Pro Ala
                325                 330                 335


Pro Ile Glu Lys Thr Ile Ser Lys Ala Lys Gly Gln Pro Arg Glu Pro
            340                 345                 350


Gln Val Tyr Thr Leu Pro Pro Ser Arg Asp Glu Leu Thr Lys Asn Gln
        355                 360                 365


Val Ser Leu Trp Cys Leu Val Lys Gly Phe Tyr Pro Ser Asp Ile Ala
    370                 375                 380


Val Glu Trp Glu Ser Asn Gly Gln Pro Glu Asn Asn Tyr Lys Thr Thr
385                 390                 395                 400


Pro Pro Val Leu Asp Ser Asp Gly Ser Phe Phe Leu Tyr Ser Lys Leu
                405                 410                 415


Thr Val Asp Lys Ser Arg Trp Gln Gln Gly Asn Val Phe Ser Cys Ser
            420                 425                 430


Val Met His Glu Ala Leu His Asn His Tyr Thr Gln Lys Ser Leu Ser
        435                 440                 445


Leu Ser Pro Gly Lys
    450


<210>  693
<211>  452
<212>  PRT
<213>  artificial

<220>
<223>  Synthetic polypeptide

<400>  693

Glu Leu Gln Leu Gln Glu Ser Gly Pro Gly Leu Val Lys Pro Ser Glu
1               5                   10                  15


Thr Leu Ser Leu Thr Cys Thr Val Ser Gly Gly Ser Ile Ser Asp Ser
```

```
            20                  25                  30

Ser Tyr Tyr Trp Gly Trp Ile Arg Gln Pro Pro Gly Lys Gly Leu Glu
        35                  40                  45

Trp Ile Gly Ser Ile Tyr Tyr Thr Gly Glu Thr Tyr Tyr Ala Pro Ser
    50                  55                  60

Leu Lys Ser Arg Val Thr Ile Ser Val Asp Thr Ser Lys Asn Gln Phe
65                  70                  75                  80

Ser Leu Lys Leu Ser Ser Val Thr Ala Ala Asp Thr Ala Val Tyr Tyr
                85                  90                  95

Cys Ala Arg Leu Arg Tyr Gly Val Gly Val Pro Arg Tyr Phe Asp Pro
            100                 105                 110

Trp Gly Gln Gly Thr Leu Val Thr Val Ser Ser Ala Ser Thr Lys Gly
        115                 120                 125

Pro Ser Val Phe Pro Leu Ala Pro Ser Ser Lys Ser Thr Ser Gly Gly
    130                 135                 140

Thr Ala Ala Leu Gly Cys Leu Val Lys Asp Tyr Phe Pro Glu Pro Val
145                 150                 155                 160

Thr Val Ser Trp Asn Ser Gly Ala Leu Thr Ser Gly Val His Thr Phe
                165                 170                 175

Pro Ala Val Leu Gln Ser Ser Gly Leu Tyr Ser Leu Ser Ser Val Val
            180                 185                 190

Thr Val Pro Ser Ser Ser Leu Gly Thr Gln Thr Tyr Ile Cys Asn Val
        195                 200                 205

Asn His Lys Pro Ser Asn Thr Lys Val Asp Lys Lys Val Glu Pro Lys
    210                 215                 220

Ser Cys Asp Lys Thr His Thr Cys Pro Pro Cys Pro Ala Pro Glu Leu
225                 230                 235                 240

Leu Gly Gly Pro Ser Val Phe Leu Phe Pro Pro Lys Pro Lys Asp Thr
                245                 250                 255

Tyr Ile Thr Arg Glu Thr Pro Glu Val Thr Cys Val Val Val Asp Val
            260                 265                 270

Ser His Glu Asp Pro Glu Val Lys Phe Asn Trp Tyr Val Asp Gly Val
        275                 280                 285
```

```
Glu Val His Asn Ala Lys Thr Lys Pro Arg Glu Glu Gln Tyr Gly Ser
    290                 295                 300

Thr Tyr Arg Val Val Ser Val Leu Thr Val Leu His Gln Asp Trp Leu
305                 310                 315                 320

Asn Gly Lys Glu Tyr Lys Cys Lys Val Ser Asn Lys Ala Leu Pro Ala
                325                 330                 335

Pro Ile Glu Lys Thr Ile Ser Lys Ala Lys Gly Gln Pro Arg Glu Pro
            340                 345                 350

Gln Val Tyr Thr Leu Pro Pro Ser Arg Asp Glu Leu Thr Lys Asn Gln
        355                 360                 365

Val Ser Leu Trp Cys Leu Val Lys Gly Phe Tyr Pro Ser Asp Ile Ala
    370                 375                 380

Val Glu Trp Glu Ser Asn Gly Gln Pro Glu Asn Asn Tyr Lys Thr Thr
385                 390                 395                 400

Pro Pro Val Leu Asp Ser Asp Gly Ser Phe Phe Leu Tyr Ser Lys Leu
                405                 410                 415

Thr Val Asp Lys Ser Arg Trp Gln Gln Gly Asn Val Phe Ser Cys Ser
            420                 425                 430

Val Met His Glu Ala Leu His Asn His Tyr Thr Gln Lys Ser Leu Ser
        435                 440                 445

Leu Ser Pro Gly
    450
```

<210> 694
<211> 453
<212> PRT
<213> artificial

<220>
<223> Synthetic polypeptide

<400> 694

```
Glu Leu Gln Leu Gln Glu Ser Gly Pro Gly Leu Val Lys Pro Ser Glu
1               5                   10                  15

Thr Leu Ser Leu Thr Cys Thr Val Ser Gly Gly Ser Ile Ser Asp Ser
            20                  25                  30

Ser Tyr Tyr Trp Gly Trp Ile Arg Gln Pro Pro Gly Lys Gly Leu Glu
```

```
        35                  40                  45

Trp Ile Gly Ser Ile Tyr Tyr Thr Gly Glu Thr Tyr Tyr Ala Pro Ser
    50                  55                  60

Leu Lys Ser Arg Val Thr Ile Ser Val Asp Thr Ser Lys Asn Gln Phe
65                  70                  75                  80

Ser Leu Lys Leu Ser Ser Val Thr Ala Ala Asp Thr Ala Val Tyr Tyr
                85                  90                  95

Cys Ala Arg Leu Arg Tyr Gly Val Gly Val Pro Arg Tyr Phe Asp Pro
            100                 105                 110

Trp Gly Gln Gly Thr Leu Val Thr Val Ser Ser Ala Ser Thr Lys Gly
        115                 120                 125

Pro Ser Val Phe Pro Leu Ala Pro Ser Ser Lys Ser Thr Ser Gly Gly
    130                 135                 140

Thr Ala Ala Leu Gly Cys Leu Val Lys Asp Tyr Phe Pro Glu Pro Val
145                 150                 155                 160

Thr Val Ser Trp Asn Ser Gly Ala Leu Thr Ser Gly Val His Thr Phe
                165                 170                 175

Pro Ala Val Leu Gln Ser Ser Gly Leu Tyr Ser Leu Ser Ser Val Val
            180                 185                 190

Thr Val Pro Ser Ser Ser Leu Gly Thr Gln Thr Tyr Ile Cys Asn Val
        195                 200                 205

Asn His Lys Pro Ser Asn Thr Lys Val Asp Lys Lys Val Glu Pro Lys
    210                 215                 220

Ser Cys Asp Lys Thr His Thr Cys Pro Pro Cys Pro Ala Pro Glu Leu
225                 230                 235                 240

Leu Gly Gly Pro Ser Val Phe Leu Phe Pro Pro Lys Pro Lys Asp Thr
                245                 250                 255

Tyr Ile Thr Arg Glu Thr Pro Glu Val Thr Cys Val Val Val Asp Val
            260                 265                 270

Ser His Glu Asp Pro Glu Val Lys Phe Asn Trp Tyr Val Asp Gly Val
        275                 280                 285

Glu Val His Asn Ala Lys Thr Lys Pro Arg Glu Glu Gln Tyr Gly Ser
    290                 295                 300
```

```
Thr Tyr Arg Val Val Ser Val Leu Thr Val Leu His Gln Asp Trp Leu
305                 310                 315                 320


Asn Gly Lys Glu Tyr Lys Cys Lys Val Ser Asn Lys Ala Leu Pro Ala
                325                 330                 335


Pro Ile Glu Lys Thr Ile Ser Lys Ala Lys Gly Gln Pro Arg Glu Pro
            340                 345                 350


Gln Val Tyr Thr Leu Pro Pro Ser Arg Asp Glu Leu Thr Lys Asn Gln
        355                 360                 365


Val Ser Leu Trp Cys Leu Val Lys Gly Phe Tyr Pro Ser Asp Ile Ala
    370                 375                 380


Val Glu Trp Glu Ser Asn Gly Gln Pro Glu Asn Asn Tyr Lys Thr Thr
385                 390                 395                 400


Pro Pro Val Leu Asp Ser Asp Gly Ser Phe Phe Leu Tyr Ser Lys Leu
                405                 410                 415


Thr Val Asp Lys Ser Arg Trp Gln Gln Gly Asn Val Phe Ser Cys Ser
            420                 425                 430


Val Met His Glu Ala Leu His Asn His Tyr Thr Gln Lys Ser Leu Ser
        435                 440                 445


Leu Ser Pro Gly Lys
    450


<210>  695
<211>  453
<212>  PRT
<213>  artificial

<220>
<223>  Synthetic polypeptide

<400>  695

Glu Leu Gln Leu Gln Glu Ser Gly Pro Gly Leu Val Lys Pro Ser Glu
1               5                   10                  15


Thr Leu Ser Leu Thr Cys Thr Val Ser Gly Gly Ser Ile Ser Asp Ser
            20                  25                  30


Ser Tyr Tyr Trp Gly Trp Ile Arg Gln Pro Pro Gly Lys Gly Leu Glu
        35                  40                  45


Trp Ile Gly Ser Ile Tyr Tyr Thr Gly Glu Thr Tyr Tyr Ala Pro Ser
```

```
    50                  55                  60

Leu Lys Ser Arg Val Thr Ile Ser Val Asp Thr Ser Lys Asn Gln Phe
65                  70                  75                  80

Ser Leu Lys Leu Ser Ser Val Thr Ala Ala Asp Thr Ala Val Tyr Tyr
                85                  90                  95

Cys Ala Arg Leu Arg Tyr Gly Val Gly Val Pro Arg Tyr Phe Asp Pro
            100                 105                 110

Trp Gly Gln Gly Thr Leu Val Thr Val Ser Ser Ala Ser Thr Lys Gly
        115                 120                 125

Pro Ser Val Phe Pro Leu Ala Pro Ser Ser Lys Ser Thr Ser Gly Gly
    130                 135                 140

Thr Ala Ala Leu Gly Cys Leu Val Lys Asp Tyr Phe Pro Glu Pro Val
145                 150                 155                 160

Thr Val Ser Trp Asn Ser Gly Ala Leu Thr Ser Gly Val His Thr Phe
                165                 170                 175

Pro Ala Val Leu Gln Ser Ser Gly Leu Tyr Ser Leu Ser Ser Val Val
            180                 185                 190

Thr Val Pro Ser Ser Ser Leu Gly Thr Gln Thr Tyr Ile Cys Asn Val
        195                 200                 205

Asn His Lys Pro Ser Asn Thr Lys Val Asp Lys Lys Val Glu Pro Lys
    210                 215                 220

Ser Cys Asp Lys Thr His Thr Cys Pro Pro Cys Pro Ala Pro Glu Leu
225                 230                 235                 240

Leu Gly Gly Pro Ser Val Phe Leu Phe Pro Pro Lys Pro Lys Asp Thr
                245                 250                 255

Leu Met Ile Ser Arg Thr Pro Glu Val Thr Cys Val Val Val Asp Val
            260                 265                 270

Ser His Glu Asp Pro Glu Val Lys Phe Asn Trp Tyr Val Asp Gly Val
        275                 280                 285

Glu Val His Asn Ala Lys Thr Lys Pro Arg Glu Glu Gln Tyr Gly Ser
    290                 295                 300

Thr Tyr Arg Val Val Ser Val Leu Thr Val Leu His Gln Asp Trp Leu
305                 310                 315                 320
```

```
Asn Gly Lys Glu Tyr Lys Cys Lys Val Ser Asn Lys Ala Leu Pro Ala
                325                 330                 335

Pro Ile Glu Lys Thr Ile Ser Lys Ala Lys Gly Gln Pro Arg Glu Pro
            340                 345                 350

Gln Val Tyr Thr Leu Pro Pro Ser Arg Asp Glu Leu Thr Lys Asn Gln
        355                 360                 365

Val Ser Leu Ser Cys Ala Val Lys Gly Phe Tyr Pro Ser Asp Ile Ala
    370                 375                 380

Val Glu Trp Glu Ser Asn Gly Gln Pro Glu Asn Asn Tyr Lys Thr Thr
385                 390                 395                 400

Pro Pro Val Leu Asp Ser Asp Gly Ser Phe Phe Leu Val Ser Lys Leu
                405                 410                 415

Thr Val Asp Lys Ser Arg Trp Gln Gln Gly Asn Val Phe Ser Cys Ser
            420                 425                 430

Val Met His Glu Ala Leu His Asn His Tyr Thr Gln Lys Ser Leu Ser
        435                 440                 445

Leu Ser Pro Gly Lys
    450
```

<210> 696
<211> 452
<212> PRT
<213> artificial

<220>
<223> Synthetic polypeptide

<400> 696

```
Glu Leu Gln Leu Gln Glu Ser Gly Pro Gly Leu Val Lys Pro Ser Glu
1               5                   10                  15

Thr Leu Ser Leu Thr Cys Thr Val Ser Gly Gly Ser Ile Ser Asp Ser
            20                  25                  30

Ser Tyr Tyr Trp Gly Trp Ile Arg Gln Pro Pro Gly Lys Gly Leu Glu
        35                  40                  45

Trp Ile Gly Ser Ile Tyr Tyr Thr Gly Glu Thr Tyr Tyr Ala Pro Ser
    50                  55                  60

Leu Lys Ser Arg Val Thr Ile Ser Val Asp Thr Ser Lys Asn Gln Phe
```

```
65                  70                  75                  80

Ser Leu Lys Leu Ser Ser Val Thr Ala Ala Asp Thr Ala Val Tyr Tyr
                85                  90                  95

Cys Ala Arg Leu Arg Tyr Gly Val Gly Val Pro Arg Tyr Phe Asp Pro
            100                 105                 110

Trp Gly Gln Gly Thr Leu Val Thr Val Ser Ser Ala Ser Thr Lys Gly
        115                 120                 125

Pro Ser Val Phe Pro Leu Ala Pro Ser Ser Lys Ser Thr Ser Gly Gly
    130                 135                 140

Thr Ala Ala Leu Gly Cys Leu Val Lys Asp Tyr Phe Pro Glu Pro Val
145                 150                 155                 160

Thr Val Ser Trp Asn Ser Gly Ala Leu Thr Ser Gly Val His Thr Phe
                165                 170                 175

Pro Ala Val Leu Gln Ser Ser Gly Leu Tyr Ser Leu Ser Ser Val Val
            180                 185                 190

Thr Val Pro Ser Ser Ser Leu Gly Thr Gln Thr Tyr Ile Cys Asn Val
        195                 200                 205

Asn His Lys Pro Ser Asn Thr Lys Val Asp Lys Lys Val Glu Pro Lys
    210                 215                 220

Ser Cys Asp Lys Thr His Thr Cys Pro Pro Cys Pro Ala Pro Glu Leu
225                 230                 235                 240

Leu Gly Gly Pro Ser Val Phe Leu Phe Pro Pro Lys Pro Lys Asp Thr
                245                 250                 255

Tyr Ile Thr Arg Glu Thr Pro Glu Val Thr Cys Val Val Val Asp Val
            260                 265                 270

Ser His Glu Asp Pro Glu Val Lys Phe Asn Trp Tyr Val Asp Gly Val
        275                 280                 285

Glu Val His Asn Ala Lys Thr Lys Pro Arg Glu Glu Gln Tyr Gly Ser
    290                 295                 300

Thr Tyr Arg Val Val Ser Val Leu Thr Val Leu His Gln Asp Trp Leu
305                 310                 315                 320

Asn Gly Lys Glu Tyr Lys Cys Lys Val Ser Asn Lys Ala Leu Pro Ala
                325                 330                 335
```

```
Pro Ile Glu Lys Thr Ile Ser Lys Ala Lys Gly Gln Pro Arg Glu Pro
            340                 345                 350

Gln Val Tyr Thr Leu Pro Pro Ser Arg Asp Glu Leu Thr Lys Asn Gln
        355                 360                 365

Val Ser Leu Ser Cys Ala Val Lys Gly Phe Tyr Pro Ser Asp Ile Ala
    370                 375                 380

Val Glu Trp Glu Ser Asn Gly Gln Pro Glu Asn Asn Tyr Lys Thr Thr
385                 390                 395                 400

Pro Pro Val Leu Asp Ser Asp Gly Ser Phe Phe Leu Val Ser Lys Leu
                405                 410                 415

Thr Val Asp Lys Ser Arg Trp Gln Gln Gly Asn Val Phe Ser Cys Ser
            420                 425                 430

Val Met His Glu Ala Leu His Asn His Tyr Thr Gln Lys Ser Leu Ser
        435                 440                 445

Leu Ser Pro Gly
    450
```

<210> 697
<211> 453
<212> PRT
<213> artificial

<220>
<223> Synthetic polypeptide

<400> 697

```
Glu Leu Gln Leu Gln Glu Ser Gly Pro Gly Leu Val Lys Pro Ser Glu
1               5                   10                  15

Thr Leu Ser Leu Thr Cys Thr Val Ser Gly Gly Ser Ile Ser Asp Ser
            20                  25                  30

Ser Tyr Tyr Trp Gly Trp Ile Arg Gln Pro Pro Gly Lys Gly Leu Glu
        35                  40                  45

Trp Ile Gly Ser Ile Tyr Tyr Thr Gly Glu Thr Tyr Tyr Ala Pro Ser
    50                  55                  60

Leu Lys Ser Arg Val Thr Ile Ser Val Asp Thr Ser Lys Asn Gln Phe
65                  70                  75                  80

Ser Leu Lys Leu Ser Ser Val Thr Ala Ala Asp Thr Ala Val Tyr Tyr
```

```
                85                  90                  95

Cys Ala Arg Leu Arg Tyr Gly Val Gly Val Pro Arg Tyr Phe Asp Pro
            100                 105                 110

Trp Gly Gln Gly Thr Leu Val Thr Val Ser Ser Ala Ser Thr Lys Gly
        115                 120                 125

Pro Ser Val Phe Pro Leu Ala Pro Ser Ser Lys Ser Thr Ser Gly Gly
    130                 135                 140

Thr Ala Ala Leu Gly Cys Leu Val Lys Asp Tyr Phe Pro Glu Pro Val
145                 150                 155                 160

Thr Val Ser Trp Asn Ser Gly Ala Leu Thr Ser Gly Val His Thr Phe
                165                 170                 175

Pro Ala Val Leu Gln Ser Ser Gly Leu Tyr Ser Leu Ser Ser Val Val
            180                 185                 190

Thr Val Pro Ser Ser Ser Leu Gly Thr Gln Thr Tyr Ile Cys Asn Val
        195                 200                 205

Asn His Lys Pro Ser Asn Thr Lys Val Asp Lys Lys Val Glu Pro Lys
    210                 215                 220

Ser Cys Asp Lys Thr His Thr Cys Pro Pro Cys Pro Ala Pro Glu Leu
225                 230                 235                 240

Leu Gly Gly Pro Ser Val Phe Leu Phe Pro Pro Lys Pro Lys Asp Thr
                245                 250                 255

Tyr Ile Thr Arg Glu Thr Pro Glu Val Thr Cys Val Val Val Asp Val
            260                 265                 270

Ser His Glu Asp Pro Glu Val Lys Phe Asn Trp Tyr Val Asp Gly Val
        275                 280                 285

Glu Val His Asn Ala Lys Thr Lys Pro Arg Glu Glu Gln Tyr Gly Ser
    290                 295                 300

Thr Tyr Arg Val Val Ser Val Leu Thr Val Leu His Gln Asp Trp Leu
305                 310                 315                 320

Asn Gly Lys Glu Tyr Lys Cys Lys Val Ser Asn Lys Ala Leu Pro Ala
                325                 330                 335

Pro Ile Glu Lys Thr Ile Ser Lys Ala Lys Gly Gln Pro Arg Glu Pro
            340                 345                 350
```

```
Gln Val Tyr Thr Leu Pro Pro Ser Arg Asp Glu Leu Thr Lys Asn Gln
        355                 360                 365

Val Ser Leu Ser Cys Ala Val Lys Gly Phe Tyr Pro Ser Asp Ile Ala
    370                 375                 380

Val Glu Trp Glu Ser Asn Gly Gln Pro Glu Asn Asn Tyr Lys Thr Thr
385                 390                 395                 400

Pro Pro Val Leu Asp Ser Asp Gly Ser Phe Phe Leu Val Ser Lys Leu
                405                 410                 415

Thr Val Asp Lys Ser Arg Trp Gln Gln Gly Asn Val Phe Ser Cys Ser
            420                 425                 430

Val Met His Glu Ala Leu His Asn His Tyr Thr Gln Lys Ser Leu Ser
        435                 440                 445

Leu Ser Pro Gly Lys
    450
```

<210> 698
<211> 453
<212> PRT
<213> artificial

<220>
<223> Synthetic polypeptide

<400> 698

```
Glu Leu Gln Leu Gln Glu Ser Gly Pro Gly Leu Val Lys Pro Ser Glu
1               5                   10                  15

Thr Leu Ser Leu Thr Cys Thr Val Ser Gly Gly Ser Ile Ser Asp Ser
            20                  25                  30

Ser Tyr Tyr Trp Gly Trp Ile Arg Gln Pro Pro Gly Lys Gly Leu Glu
        35                  40                  45

Trp Ile Gly Ser Ile Tyr Tyr Thr Gly Glu Thr Tyr Tyr Ala Pro Ser
    50                  55                  60

Leu Lys Ser Arg Val Thr Ile Ser Val Asp Thr Ser Lys Asn Gln Phe
65                  70                  75                  80

Ser Leu Lys Leu Ser Ser Val Thr Ala Ala Asp Thr Ala Val Tyr Tyr
                85                  90                  95

Cys Ala Arg Val Lys Tyr Gly Val Gly Val Pro Arg Tyr Phe Asp Pro
```

```
            100                 105                 110

Trp Gly Gln Gly Thr Leu Val Thr Val Ser Ser Ala Ser Thr Lys Gly
        115                 120                 125

Pro Ser Val Phe Pro Leu Ala Pro Ser Ser Lys Ser Thr Ser Gly Gly
    130                 135                 140

Thr Ala Ala Leu Gly Cys Leu Val Lys Asp Tyr Phe Pro Glu Pro Val
145                 150                 155                 160

Thr Val Ser Trp Asn Ser Gly Ala Leu Thr Ser Gly Val His Thr Phe
                165                 170                 175

Pro Ala Val Leu Gln Ser Ser Gly Leu Tyr Ser Leu Ser Ser Val Val
            180                 185                 190

Thr Val Pro Ser Ser Ser Leu Gly Thr Gln Thr Tyr Ile Cys Asn Val
        195                 200                 205

Asn His Lys Pro Ser Asn Thr Lys Val Asp Lys Lys Val Glu Pro Lys
    210                 215                 220

Ser Cys Asp Lys Thr His Thr Cys Pro Pro Cys Pro Ala Pro Glu Leu
225                 230                 235                 240

Leu Gly Gly Pro Ser Val Phe Leu Phe Pro Pro Lys Pro Lys Asp Thr
                245                 250                 255

Leu Met Ile Ser Arg Thr Pro Glu Val Thr Cys Val Val Val Asp Val
            260                 265                 270

Ser His Glu Asp Pro Glu Val Lys Phe Asn Trp Tyr Val Asp Gly Val
        275                 280                 285

Glu Val His Asn Ala Lys Thr Lys Pro Arg Glu Glu Gln Tyr Gly Ser
    290                 295                 300

Thr Tyr Arg Val Val Ser Val Leu Thr Val Leu His Gln Asp Trp Leu
305                 310                 315                 320

Asn Gly Lys Glu Tyr Lys Cys Lys Val Ser Asn Lys Ala Leu Pro Ala
                325                 330                 335

Pro Ile Glu Lys Thr Ile Ser Lys Ala Lys Gly Gln Pro Arg Glu Pro
            340                 345                 350

Gln Val Tyr Thr Leu Pro Pro Ser Arg Asp Glu Leu Thr Lys Asn Gln
        355                 360                 365
```

```
Val Ser Leu Thr Cys Leu Val Lys Gly Phe Tyr Pro Ser Asp Ile Ala
    370                 375                 380

Val Glu Trp Glu Ser Asn Gly Gln Pro Glu Asn Asn Tyr Lys Thr Thr
385                 390                 395                 400

Pro Pro Val Leu Asp Ser Asp Gly Ser Phe Phe Leu Tyr Ser Lys Leu
                405                 410                 415

Thr Val Asp Lys Ser Arg Trp Gln Gln Gly Asn Val Phe Ser Cys Ser
            420                 425                 430

Val Met His Glu Ala Leu His Asn His Tyr Thr Gln Lys Ser Leu Ser
        435                 440                 445

Leu Ser Pro Gly Lys
    450
```

<210> 699
<211> 452
<212> PRT
<213> artificial

<220>
<223> Synthetic polypeptide

<400> 699

```
Glu Leu Gln Leu Gln Glu Ser Gly Pro Gly Leu Val Lys Pro Ser Glu
1               5                   10                  15

Thr Leu Ser Leu Thr Cys Thr Val Ser Gly Gly Ser Ile Ser Asp Ser
            20                  25                  30

Ser Tyr Tyr Trp Gly Trp Ile Arg Gln Pro Pro Gly Lys Gly Leu Glu
        35                  40                  45

Trp Ile Gly Ser Ile Tyr Tyr Thr Gly Glu Thr Tyr Tyr Ala Pro Ser
    50                  55                  60

Leu Lys Ser Arg Val Thr Ile Ser Val Asp Thr Ser Lys Asn Gln Phe
65                  70                  75                  80

Ser Leu Lys Leu Ser Ser Val Thr Ala Ala Asp Thr Ala Val Tyr Tyr
                85                  90                  95

Cys Ala Arg Val Lys Tyr Gly Val Gly Val Pro Arg Tyr Phe Asp Pro
            100                 105                 110

Trp Gly Gln Gly Thr Leu Val Thr Val Ser Ser Ala Ser Thr Lys Gly
```

```
        115                 120                 125

Pro Ser Val Phe Pro Leu Ala Pro Ser Ser Lys Ser Thr Ser Gly Gly
    130                 135                 140

Thr Ala Ala Leu Gly Cys Leu Val Lys Asp Tyr Phe Pro Glu Pro Val
145                 150                 155                 160

Thr Val Ser Trp Asn Ser Gly Ala Leu Thr Ser Gly Val His Thr Phe
                165                 170                 175

Pro Ala Val Leu Gln Ser Ser Gly Leu Tyr Ser Leu Ser Ser Val Val
            180                 185                 190

Thr Val Pro Ser Ser Ser Leu Gly Thr Gln Thr Tyr Ile Cys Asn Val
        195                 200                 205

Asn His Lys Pro Ser Asn Thr Lys Val Asp Lys Lys Val Glu Pro Lys
    210                 215                 220

Ser Cys Asp Lys Thr His Thr Cys Pro Pro Cys Pro Ala Pro Glu Leu
225                 230                 235                 240

Leu Gly Gly Pro Ser Val Phe Leu Phe Pro Pro Lys Pro Lys Asp Thr
                245                 250                 255

Tyr Ile Thr Arg Glu Thr Pro Glu Val Thr Cys Val Val Val Asp Val
            260                 265                 270

Ser His Glu Asp Pro Glu Val Lys Phe Asn Trp Tyr Val Asp Gly Val
        275                 280                 285

Glu Val His Asn Ala Lys Thr Lys Pro Arg Glu Glu Gln Tyr Gly Ser
    290                 295                 300

Thr Tyr Arg Val Val Ser Val Leu Thr Val Leu His Gln Asp Trp Leu
305                 310                 315                 320

Asn Gly Lys Glu Tyr Lys Cys Lys Val Ser Asn Lys Ala Leu Pro Ala
                325                 330                 335

Pro Ile Glu Lys Thr Ile Ser Lys Ala Lys Gly Gln Pro Arg Glu Pro
            340                 345                 350

Gln Val Tyr Thr Leu Pro Pro Ser Arg Asp Glu Leu Thr Lys Asn Gln
        355                 360                 365

Val Ser Leu Thr Cys Leu Val Lys Gly Phe Tyr Pro Ser Asp Ile Ala
    370                 375                 380
```

```
Val Glu Trp Glu Ser Asn Gly Gln Pro Glu Asn Asn Tyr Lys Thr Thr
385                 390                 395                 400


Pro Pro Val Leu Asp Ser Asp Gly Ser Phe Phe Leu Tyr Ser Lys Leu
                405                 410                 415


Thr Val Asp Lys Ser Arg Trp Gln Gln Gly Asn Val Phe Ser Cys Ser
            420                 425                 430


Val Met His Glu Ala Leu His Asn His Tyr Thr Gln Lys Ser Leu Ser
        435                 440                 445


Leu Ser Pro Gly
    450


<210>  700
<211>  453
<212>  PRT
<213>  artificial

<220>
<223>  Synthetic polypeptide

<400>  700

Glu Leu Gln Leu Gln Glu Ser Gly Pro Gly Leu Val Lys Pro Ser Glu
1               5                   10                  15


Thr Leu Ser Leu Thr Cys Thr Val Ser Gly Gly Ser Ile Ser Asp Ser
            20                  25                  30


Ser Tyr Tyr Trp Gly Trp Ile Arg Gln Pro Pro Gly Lys Gly Leu Glu
        35                  40                  45


Trp Ile Gly Ser Ile Tyr Tyr Thr Gly Glu Thr Tyr Tyr Ala Pro Ser
    50                  55                  60


Leu Lys Ser Arg Val Thr Ile Ser Val Asp Thr Ser Lys Asn Gln Phe
65                  70                  75                  80


Ser Leu Lys Leu Ser Ser Val Thr Ala Ala Asp Thr Ala Val Tyr Tyr
                85                  90                  95


Cys Ala Arg Val Lys Tyr Gly Val Gly Val Pro Arg Tyr Phe Asp Pro
            100                 105                 110


Trp Gly Gln Gly Thr Leu Val Thr Val Ser Ser Ala Ser Thr Lys Gly
        115                 120                 125


Pro Ser Val Phe Pro Leu Ala Pro Ser Ser Lys Ser Thr Ser Gly Gly
```

```
    130                 135                 140

Thr Ala Ala Leu Gly Cys Leu Val Lys Asp Tyr Phe Pro Glu Pro Val
145                 150                 155                 160

Thr Val Ser Trp Asn Ser Gly Ala Leu Thr Ser Gly Val His Thr Phe
                165                 170                 175

Pro Ala Val Leu Gln Ser Ser Gly Leu Tyr Ser Leu Ser Ser Val Val
            180                 185                 190

Thr Val Pro Ser Ser Ser Leu Gly Thr Gln Thr Tyr Ile Cys Asn Val
        195                 200                 205

Asn His Lys Pro Ser Asn Thr Lys Val Asp Lys Lys Val Glu Pro Lys
    210                 215                 220

Ser Cys Asp Lys Thr His Thr Cys Pro Pro Cys Pro Ala Pro Glu Leu
225                 230                 235                 240

Leu Gly Gly Pro Ser Val Phe Leu Phe Pro Pro Lys Pro Lys Asp Thr
                245                 250                 255

Tyr Ile Thr Arg Glu Thr Pro Glu Val Thr Cys Val Val Val Asp Val
            260                 265                 270

Ser His Glu Asp Pro Glu Val Lys Phe Asn Trp Tyr Val Asp Gly Val
        275                 280                 285

Glu Val His Asn Ala Lys Thr Lys Pro Arg Glu Glu Gln Tyr Gly Ser
    290                 295                 300

Thr Tyr Arg Val Val Ser Val Leu Thr Val Leu His Gln Asp Trp Leu
305                 310                 315                 320

Asn Gly Lys Glu Tyr Lys Cys Lys Val Ser Asn Lys Ala Leu Pro Ala
                325                 330                 335

Pro Ile Glu Lys Thr Ile Ser Lys Ala Lys Gly Gln Pro Arg Glu Pro
            340                 345                 350

Gln Val Tyr Thr Leu Pro Pro Ser Arg Asp Glu Leu Thr Lys Asn Gln
        355                 360                 365

Val Ser Leu Thr Cys Leu Val Lys Gly Phe Tyr Pro Ser Asp Ile Ala
    370                 375                 380

Val Glu Trp Glu Ser Asn Gly Gln Pro Glu Asn Asn Tyr Lys Thr Thr
385                 390                 395                 400
```

Pro Pro Val Leu Asp Ser Asp Gly Ser Phe Phe Leu Tyr Ser Lys Leu
405 410 415

Thr Val Asp Lys Ser Arg Trp Gln Gln Gly Asn Val Phe Ser Cys Ser
420 425 430

Val Met His Glu Ala Leu His Asn His Tyr Thr Gln Lys Ser Leu Ser
435 440 445

Leu Ser Pro Gly Lys
450

<210> 701
<211> 453
<212> PRT
<213> artificial

<220>
<223> Synthetic polypeptide

<400> 701

Glu Leu Gln Leu Gln Glu Ser Gly Pro Gly Leu Val Lys Pro Ser Glu
1 5 10 15

Thr Leu Ser Leu Thr Cys Thr Val Ser Gly Gly Ser Ile Ser Asp Ser
20 25 30

Ser Tyr Tyr Trp Gly Trp Ile Arg Gln Pro Pro Gly Lys Gly Leu Glu
35 40 45

Trp Ile Gly Ser Ile Tyr Tyr Thr Gly Glu Thr Tyr Tyr Ala Pro Ser
50 55 60

Leu Lys Ser Arg Val Thr Ile Ser Val Asp Thr Ser Lys Asn Gln Phe
65 70 75 80

Ser Leu Lys Leu Ser Ser Val Thr Ala Ala Asp Thr Ala Val Tyr Tyr
85 90 95

Cys Ala Arg Val Lys Tyr Gly Val Gly Val Pro Arg Tyr Phe Asp Pro
100 105 110

Trp Gly Gln Gly Thr Leu Val Thr Val Ser Ser Ala Ser Thr Lys Gly
115 120 125

Pro Ser Val Phe Pro Leu Ala Pro Ser Ser Lys Ser Thr Ser Gly Gly
130 135 140

Thr Ala Ala Leu Gly Cys Leu Val Lys Asp Tyr Phe Pro Glu Pro Val

```
145                 150                 155                 160

Thr Val Ser Trp Asn Ser Gly Ala Leu Thr Ser Gly Val His Thr Phe
                165                 170                 175

Pro Ala Val Leu Gln Ser Ser Gly Leu Tyr Ser Leu Ser Ser Val Val
            180                 185                 190

Thr Val Pro Ser Ser Ser Leu Gly Thr Gln Thr Tyr Ile Cys Asn Val
        195                 200                 205

Asn His Lys Pro Ser Asn Thr Lys Val Asp Lys Lys Val Glu Pro Lys
    210                 215                 220

Ser Cys Asp Lys Thr His Thr Cys Pro Pro Cys Pro Ala Pro Glu Leu
225                 230                 235                 240

Leu Gly Gly Pro Ser Val Phe Leu Phe Pro Pro Lys Pro Lys Asp Thr
                245                 250                 255

Leu Met Ile Ser Arg Thr Pro Glu Val Thr Cys Val Val Val Asp Val
            260                 265                 270

Ser His Glu Asp Pro Glu Val Lys Phe Asn Trp Tyr Val Asp Gly Val
        275                 280                 285

Glu Val His Asn Ala Lys Thr Lys Pro Arg Glu Glu Gln Tyr Gly Ser
    290                 295                 300

Thr Tyr Arg Val Val Ser Val Leu Thr Val Leu His Gln Asp Trp Leu
305                 310                 315                 320

Asn Gly Lys Glu Tyr Lys Cys Lys Val Ser Asn Lys Ala Leu Pro Ala
                325                 330                 335

Pro Ile Glu Lys Thr Ile Ser Lys Ala Lys Gly Gln Pro Arg Glu Pro
            340                 345                 350

Gln Val Tyr Thr Leu Pro Pro Ser Arg Asp Glu Leu Thr Lys Asn Gln
        355                 360                 365

Val Ser Leu Trp Cys Leu Val Lys Gly Phe Tyr Pro Ser Asp Ile Ala
    370                 375                 380

Val Glu Trp Glu Ser Asn Gly Gln Pro Glu Asn Asn Tyr Lys Thr Thr
385                 390                 395                 400

Pro Pro Val Leu Asp Ser Asp Gly Ser Phe Phe Leu Tyr Ser Lys Leu
                405                 410                 415
```

Thr Val Asp Lys Ser Arg Trp Gln Gln Gly Asn Val Phe Ser Cys Ser
420 425 430

Val Met His Glu Ala Leu His Asn His Tyr Thr Gln Lys Ser Leu Ser
435 440 445

Leu Ser Pro Gly Lys
450

<210> 702
<211> 452
<212> PRT
<213> artificial

<220>
<223> Synthetic polypeptide

<400> 702

Glu Leu Gln Leu Gln Glu Ser Gly Pro Gly Leu Val Lys Pro Ser Glu
1 5 10 15

Thr Leu Ser Leu Thr Cys Thr Val Ser Gly Gly Ser Ile Ser Asp Ser
20 25 30

Ser Tyr Tyr Trp Gly Trp Ile Arg Gln Pro Pro Gly Lys Gly Leu Glu
35 40 45

Trp Ile Gly Ser Ile Tyr Tyr Thr Gly Glu Thr Tyr Tyr Ala Pro Ser
50 55 60

Leu Lys Ser Arg Val Thr Ile Ser Val Asp Thr Ser Lys Asn Gln Phe
65 70 75 80

Ser Leu Lys Leu Ser Ser Val Thr Ala Ala Asp Thr Ala Val Tyr Tyr
85 90 95

Cys Ala Arg Val Lys Tyr Gly Val Gly Val Pro Arg Tyr Phe Asp Pro
100 105 110

Trp Gly Gln Gly Thr Leu Val Thr Val Ser Ser Ala Ser Thr Lys Gly
115 120 125

Pro Ser Val Phe Pro Leu Ala Pro Ser Ser Lys Ser Thr Ser Gly Gly
130 135 140

Thr Ala Ala Leu Gly Cys Leu Val Lys Asp Tyr Phe Pro Glu Pro Val
145 150 155 160

Thr Val Ser Trp Asn Ser Gly Ala Leu Thr Ser Gly Val His Thr Phe

```
                165                 170                 175

Pro Ala Val Leu Gln Ser Ser Gly Leu Tyr Ser Leu Ser Ser Val Val
            180                 185                 190

Thr Val Pro Ser Ser Ser Leu Gly Thr Gln Thr Tyr Ile Cys Asn Val
        195                 200                 205

Asn His Lys Pro Ser Asn Thr Lys Val Asp Lys Lys Val Glu Pro Lys
    210                 215                 220

Ser Cys Asp Lys Thr His Thr Cys Pro Pro Cys Pro Ala Pro Glu Leu
225                 230                 235                 240

Leu Gly Gly Pro Ser Val Phe Leu Phe Pro Pro Lys Pro Lys Asp Thr
                245                 250                 255

Tyr Ile Thr Arg Glu Thr Pro Glu Val Thr Cys Val Val Val Asp Val
            260                 265                 270

Ser His Glu Asp Pro Glu Val Lys Phe Asn Trp Tyr Val Asp Gly Val
        275                 280                 285

Glu Val His Asn Ala Lys Thr Lys Pro Arg Glu Glu Gln Tyr Gly Ser
    290                 295                 300

Thr Tyr Arg Val Val Ser Val Leu Thr Val Leu His Gln Asp Trp Leu
305                 310                 315                 320

Asn Gly Lys Glu Tyr Lys Cys Lys Val Ser Asn Lys Ala Leu Pro Ala
                325                 330                 335

Pro Ile Glu Lys Thr Ile Ser Lys Ala Lys Gly Gln Pro Arg Glu Pro
            340                 345                 350

Gln Val Tyr Thr Leu Pro Pro Ser Arg Asp Glu Leu Thr Lys Asn Gln
        355                 360                 365

Val Ser Leu Trp Cys Leu Val Lys Gly Phe Tyr Pro Ser Asp Ile Ala
    370                 375                 380

Val Glu Trp Glu Ser Asn Gly Gln Pro Glu Asn Asn Tyr Lys Thr Thr
385                 390                 395                 400

Pro Pro Val Leu Asp Ser Asp Gly Ser Phe Phe Leu Tyr Ser Lys Leu
                405                 410                 415

Thr Val Asp Lys Ser Arg Trp Gln Gln Gly Asn Val Phe Ser Cys Ser
            420                 425                 430
```

```
Val Met His Glu Ala Leu His Asn His Tyr Thr Gln Lys Ser Leu Ser
        435                 440                 445


Leu Ser Pro Gly
    450


<210>  703
<211>  453
<212>  PRT
<213>  artificial

<220>
<223>  Synthetic polypeptide

<400>  703

Glu Leu Gln Leu Gln Glu Ser Gly Pro Gly Leu Val Lys Pro Ser Glu
1               5                   10                  15


Thr Leu Ser Leu Thr Cys Thr Val Ser Gly Gly Ser Ile Ser Asp Ser
            20                  25                  30


Ser Tyr Tyr Trp Gly Trp Ile Arg Gln Pro Pro Gly Lys Gly Leu Glu
        35                  40                  45


Trp Ile Gly Ser Ile Tyr Tyr Thr Gly Glu Thr Tyr Tyr Ala Pro Ser
    50                  55                  60


Leu Lys Ser Arg Val Thr Ile Ser Val Asp Thr Ser Lys Asn Gln Phe
65                  70                  75                  80


Ser Leu Lys Leu Ser Ser Val Thr Ala Ala Asp Thr Ala Val Tyr Tyr
                85                  90                  95


Cys Ala Arg Val Lys Tyr Gly Val Gly Val Pro Arg Tyr Phe Asp Pro
            100                 105                 110


Trp Gly Gln Gly Thr Leu Val Thr Val Ser Ser Ala Ser Thr Lys Gly
        115                 120                 125


Pro Ser Val Phe Pro Leu Ala Pro Ser Ser Lys Ser Thr Ser Gly Gly
    130                 135                 140


Thr Ala Ala Leu Gly Cys Leu Val Lys Asp Tyr Phe Pro Glu Pro Val
145                 150                 155                 160


Thr Val Ser Trp Asn Ser Gly Ala Leu Thr Ser Gly Val His Thr Phe
                165                 170                 175


Pro Ala Val Leu Gln Ser Ser Gly Leu Tyr Ser Leu Ser Ser Val Val
```

```
            180                 185                 190

Thr Val Pro Ser Ser Ser Leu Gly Thr Gln Thr Tyr Ile Cys Asn Val
        195                 200                 205

Asn His Lys Pro Ser Asn Thr Lys Val Asp Lys Lys Val Glu Pro Lys
    210                 215                 220

Ser Cys Asp Lys Thr His Thr Cys Pro Pro Cys Pro Ala Pro Glu Leu
225                 230                 235                 240

Leu Gly Gly Pro Ser Val Phe Leu Phe Pro Pro Lys Pro Lys Asp Thr
                245                 250                 255

Tyr Ile Thr Arg Glu Thr Pro Glu Val Thr Cys Val Val Val Asp Val
            260                 265                 270

Ser His Glu Asp Pro Glu Val Lys Phe Asn Trp Tyr Val Asp Gly Val
        275                 280                 285

Glu Val His Asn Ala Lys Thr Lys Pro Arg Glu Glu Gln Tyr Gly Ser
    290                 295                 300

Thr Tyr Arg Val Val Ser Val Leu Thr Val Leu His Gln Asp Trp Leu
305                 310                 315                 320

Asn Gly Lys Glu Tyr Lys Cys Lys Val Ser Asn Lys Ala Leu Pro Ala
                325                 330                 335

Pro Ile Glu Lys Thr Ile Ser Lys Ala Lys Gly Gln Pro Arg Glu Pro
            340                 345                 350

Gln Val Tyr Thr Leu Pro Pro Ser Arg Asp Glu Leu Thr Lys Asn Gln
        355                 360                 365

Val Ser Leu Trp Cys Leu Val Lys Gly Phe Tyr Pro Ser Asp Ile Ala
    370                 375                 380

Val Glu Trp Glu Ser Asn Gly Gln Pro Glu Asn Asn Tyr Lys Thr Thr
385                 390                 395                 400

Pro Pro Val Leu Asp Ser Asp Gly Ser Phe Phe Leu Tyr Ser Lys Leu
                405                 410                 415

Thr Val Asp Lys Ser Arg Trp Gln Gln Gly Asn Val Phe Ser Cys Ser
            420                 425                 430

Val Met His Glu Ala Leu His Asn His Tyr Thr Gln Lys Ser Leu Ser
        435                 440                 445
```

Leu Ser Pro Gly Lys
    450

<210> 704
<211> 453
<212> PRT
<213> artificial

<220>
<223> Synthetic polypeptide

<400> 704

Glu Leu Gln Leu Gln Glu Ser Gly Pro Gly Leu Val Lys Pro Ser Glu
1   5   10   15

Thr Leu Ser Leu Thr Cys Thr Val Ser Gly Gly Ser Ile Ser Asp Ser
            20   25   30

Ser Tyr Tyr Trp Gly Trp Ile Arg Gln Pro Pro Gly Lys Gly Leu Glu
        35   40   45

Trp Ile Gly Ser Ile Tyr Tyr Thr Gly Glu Thr Tyr Tyr Ala Pro Ser
    50   55   60

Leu Lys Ser Arg Val Thr Ile Ser Val Asp Thr Ser Lys Asn Gln Phe
65   70   75   80

Ser Leu Lys Leu Ser Ser Val Thr Ala Ala Asp Thr Ala Val Tyr Tyr
                85   90   95

Cys Ala Arg Val Lys Tyr Gly Val Gly Val Pro Arg Tyr Phe Asp Pro
            100   105   110

Trp Gly Gln Gly Thr Leu Val Thr Val Ser Ser Ala Ser Thr Lys Gly
        115   120   125

Pro Ser Val Phe Pro Leu Ala Pro Ser Ser Lys Ser Thr Ser Gly Gly
    130   135   140

Thr Ala Ala Leu Gly Cys Leu Val Lys Asp Tyr Phe Pro Glu Pro Val
145   150   155   160

Thr Val Ser Trp Asn Ser Gly Ala Leu Thr Ser Gly Val His Thr Phe
                165   170   175

Pro Ala Val Leu Gln Ser Ser Gly Leu Tyr Ser Leu Ser Ser Val Val
            180   185   190

Thr Val Pro Ser Ser Ser Leu Gly Thr Gln Thr Tyr Ile Cys Asn Val

```
        195                 200                 205

Asn His Lys Pro Ser Asn Thr Lys Val Asp Lys Lys Val Glu Pro Lys
    210                 215                 220

Ser Cys Asp Lys Thr His Thr Cys Pro Pro Cys Pro Ala Pro Glu Leu
225                 230                 235                 240

Leu Gly Gly Pro Ser Val Phe Leu Phe Pro Pro Lys Pro Lys Asp Thr
                245                 250                 255

Leu Met Ile Ser Arg Thr Pro Glu Val Thr Cys Val Val Val Asp Val
            260                 265                 270

Ser His Glu Asp Pro Glu Val Lys Phe Asn Trp Tyr Val Asp Gly Val
        275                 280                 285

Glu Val His Asn Ala Lys Thr Lys Pro Arg Glu Glu Gln Tyr Gly Ser
    290                 295                 300

Thr Tyr Arg Val Val Ser Val Leu Thr Val Leu His Gln Asp Trp Leu
305                 310                 315                 320

Asn Gly Lys Glu Tyr Lys Cys Lys Val Ser Asn Lys Ala Leu Pro Ala
                325                 330                 335

Pro Ile Glu Lys Thr Ile Ser Lys Ala Lys Gly Gln Pro Arg Glu Pro
            340                 345                 350

Gln Val Tyr Thr Leu Pro Pro Ser Arg Asp Glu Leu Thr Lys Asn Gln
        355                 360                 365

Val Ser Leu Ser Cys Ala Val Lys Gly Phe Tyr Pro Ser Asp Ile Ala
    370                 375                 380

Val Glu Trp Glu Ser Asn Gly Gln Pro Glu Asn Asn Tyr Lys Thr Thr
385                 390                 395                 400

Pro Pro Val Leu Asp Ser Asp Gly Ser Phe Phe Leu Val Ser Lys Leu
                405                 410                 415

Thr Val Asp Lys Ser Arg Trp Gln Gln Gly Asn Val Phe Ser Cys Ser
            420                 425                 430

Val Met His Glu Ala Leu His Asn His Tyr Thr Gln Lys Ser Leu Ser
        435                 440                 445

Leu Ser Pro Gly Lys
    450
```

<210> 705
<211> 452
<212> PRT
<213> artificial

<220>
<223> Synthetic polypeptide

<400> 705

Glu Leu Gln Leu Gln Glu Ser Gly Pro Gly Leu Val Lys Pro Ser Glu
1   5   10   15

Thr Leu Ser Leu Thr Cys Thr Val Ser Gly Gly Ser Ile Ser Asp Ser
            20   25   30

Ser Tyr Tyr Trp Gly Trp Ile Arg Gln Pro Pro Gly Lys Gly Leu Glu
        35   40   45

Trp Ile Gly Ser Ile Tyr Tyr Thr Gly Glu Thr Tyr Tyr Ala Pro Ser
    50   55   60

Leu Lys Ser Arg Val Thr Ile Ser Val Asp Thr Ser Lys Asn Gln Phe
65   70   75   80

Ser Leu Lys Leu Ser Ser Val Thr Ala Ala Asp Thr Ala Val Tyr Tyr
                85   90   95

Cys Ala Arg Val Lys Tyr Gly Val Gly Val Pro Arg Tyr Phe Asp Pro
            100   105   110

Trp Gly Gln Gly Thr Leu Val Thr Val Ser Ser Ala Ser Thr Lys Gly
        115   120   125

Pro Ser Val Phe Pro Leu Ala Pro Ser Ser Lys Ser Thr Ser Gly Gly
    130   135   140

Thr Ala Ala Leu Gly Cys Leu Val Lys Asp Tyr Phe Pro Glu Pro Val
145   150   155   160

Thr Val Ser Trp Asn Ser Gly Ala Leu Thr Ser Gly Val His Thr Phe
                165   170   175

Pro Ala Val Leu Gln Ser Ser Gly Leu Tyr Ser Leu Ser Ser Val Val
            180   185   190

Thr Val Pro Ser Ser Ser Leu Gly Thr Gln Thr Tyr Ile Cys Asn Val
        195   200   205

Asn His Lys Pro Ser Asn Thr Lys Val Asp Lys Lys Val Glu Pro Lys

```
    210                 215                 220

Ser Cys Asp Lys Thr His Thr Cys Pro Pro Cys Pro Ala Pro Glu Leu
225                 230                 235                 240

Leu Gly Gly Pro Ser Val Phe Leu Phe Pro Pro Lys Pro Lys Asp Thr
                245                 250                 255

Tyr Ile Thr Arg Glu Thr Pro Glu Val Thr Cys Val Val Val Asp Val
            260                 265                 270

Ser His Glu Asp Pro Glu Val Lys Phe Asn Trp Tyr Val Asp Gly Val
        275                 280                 285

Glu Val His Asn Ala Lys Thr Lys Pro Arg Glu Glu Gln Tyr Gly Ser
    290                 295                 300

Thr Tyr Arg Val Val Ser Val Leu Thr Val Leu His Gln Asp Trp Leu
305                 310                 315                 320

Asn Gly Lys Glu Tyr Lys Cys Lys Val Ser Asn Lys Ala Leu Pro Ala
                325                 330                 335

Pro Ile Glu Lys Thr Ile Ser Lys Ala Lys Gly Gln Pro Arg Glu Pro
            340                 345                 350

Gln Val Tyr Thr Leu Pro Pro Ser Arg Asp Glu Leu Thr Lys Asn Gln
        355                 360                 365

Val Ser Leu Ser Cys Ala Val Lys Gly Phe Tyr Pro Ser Asp Ile Ala
    370                 375                 380

Val Glu Trp Glu Ser Asn Gly Gln Pro Glu Asn Asn Tyr Lys Thr Thr
385                 390                 395                 400

Pro Pro Val Leu Asp Ser Asp Gly Ser Phe Phe Leu Val Ser Lys Leu
                405                 410                 415

Thr Val Asp Lys Ser Arg Trp Gln Gln Gly Asn Val Phe Ser Cys Ser
            420                 425                 430

Val Met His Glu Ala Leu His Asn His Tyr Thr Gln Lys Ser Leu Ser
        435                 440                 445

Leu Ser Pro Gly
    450
```

<210> 706
<211> 453

<212> PRT
<213> artificial

<220>
<223> Synthetic polypeptide

<400> 706

```
Glu Leu Gln Leu Gln Glu Ser Gly Pro Gly Leu Val Lys Pro Ser Glu
1               5                   10                  15


Thr Leu Ser Leu Thr Cys Thr Val Ser Gly Gly Ser Ile Ser Asp Ser
            20                  25                  30


Ser Tyr Tyr Trp Gly Trp Ile Arg Gln Pro Pro Gly Lys Gly Leu Glu
        35                  40                  45


Trp Ile Gly Ser Ile Tyr Tyr Thr Gly Glu Thr Tyr Tyr Ala Pro Ser
    50                  55                  60


Leu Lys Ser Arg Val Thr Ile Ser Val Asp Thr Ser Lys Asn Gln Phe
65                  70                  75                  80


Ser Leu Lys Leu Ser Ser Val Thr Ala Ala Asp Thr Ala Val Tyr Tyr
                85                  90                  95


Cys Ala Arg Val Lys Tyr Gly Val Gly Val Pro Arg Tyr Phe Asp Pro
            100                 105                 110


Trp Gly Gln Gly Thr Leu Val Thr Val Ser Ser Ala Ser Thr Lys Gly
        115                 120                 125


Pro Ser Val Phe Pro Leu Ala Pro Ser Ser Lys Ser Thr Ser Gly Gly
    130                 135                 140


Thr Ala Ala Leu Gly Cys Leu Val Lys Asp Tyr Phe Pro Glu Pro Val
145                 150                 155                 160


Thr Val Ser Trp Asn Ser Gly Ala Leu Thr Ser Gly Val His Thr Phe
                165                 170                 175


Pro Ala Val Leu Gln Ser Ser Gly Leu Tyr Ser Leu Ser Ser Val Val
            180                 185                 190


Thr Val Pro Ser Ser Ser Leu Gly Thr Gln Thr Tyr Ile Cys Asn Val
        195                 200                 205


Asn His Lys Pro Ser Asn Thr Lys Val Asp Lys Lys Val Glu Pro Lys
    210                 215                 220


Ser Cys Asp Lys Thr His Thr Cys Pro Pro Cys Pro Ala Pro Glu Leu
```

225 230 235 240

Leu Gly Gly Pro Ser Val Phe Leu Phe Pro Pro Lys Pro Lys Asp Thr
245 250 255

Tyr Ile Thr Arg Glu Thr Pro Glu Val Thr Cys Val Val Val Asp Val
260 265 270

Ser His Glu Asp Pro Glu Val Lys Phe Asn Trp Tyr Val Asp Gly Val
275 280 285

Glu Val His Asn Ala Lys Thr Lys Pro Arg Glu Glu Gln Tyr Gly Ser
290 295 300

Thr Tyr Arg Val Val Ser Val Leu Thr Val Leu His Gln Asp Trp Leu
305 310 315 320

Asn Gly Lys Glu Tyr Lys Cys Lys Val Ser Asn Lys Ala Leu Pro Ala
325 330 335

Pro Ile Glu Lys Thr Ile Ser Lys Ala Lys Gly Gln Pro Arg Glu Pro
340 345 350

Gln Val Tyr Thr Leu Pro Pro Ser Arg Asp Glu Leu Thr Lys Asn Gln
355 360 365

Val Ser Leu Ser Cys Ala Val Lys Gly Phe Tyr Pro Ser Asp Ile Ala
370 375 380

Val Glu Trp Glu Ser Asn Gly Gln Pro Glu Asn Asn Tyr Lys Thr Thr
385 390 395 400

Pro Pro Val Leu Asp Ser Asp Gly Ser Phe Phe Leu Val Ser Lys Leu
405 410 415

Thr Val Asp Lys Ser Arg Trp Gln Gln Gly Asn Val Phe Ser Cys Ser
420 425 430

Val Met His Glu Ala Leu His Asn His Tyr Thr Gln Lys Ser Leu Ser
435 440 445

Leu Ser Pro Gly Lys
450

<210> 707
<211> 453
<212> PRT
<213> artificial

<220>

<223> Synthetic polypeptide

<400> 707

```
Glu Leu Gln Leu Gln Glu Ser Gly Pro Gly Leu Val Lys Pro Ser Glu
1               5                  10                  15


Thr Leu Ser Leu Thr Cys Thr Val Ser Gly Gly Ser Ile Ser Asp Ser
            20                  25                  30


Ser Tyr Tyr Trp Gly Trp Ile Arg Gln Pro Pro Gly Lys Gly Leu Glu
        35                  40                  45


Trp Ile Gly Ser Ile Tyr Tyr Thr Gly Glu Thr Tyr Tyr Ala Pro Ser
    50                  55                  60


Leu Lys Ser Arg Val Thr Ile Ser Val Asp Thr Ser Lys Asn Gln Phe
65                  70                  75                  80


Ser Leu Lys Leu Ser Ser Val Thr Ala Ala Asp Thr Ala Val Tyr Tyr
                85                  90                  95


Cys Ala Arg Val Arg Tyr Gly Val Gly Val Pro Arg His Phe Asp Pro
            100                 105                 110


Trp Gly Gln Gly Thr Leu Val Thr Val Ser Ser Ala Ser Thr Lys Gly
        115                 120                 125


Pro Ser Val Phe Pro Leu Ala Pro Ser Ser Lys Ser Thr Ser Gly Gly
    130                 135                 140


Thr Ala Ala Leu Gly Cys Leu Val Lys Asp Tyr Phe Pro Glu Pro Val
145                 150                 155                 160


Thr Val Ser Trp Asn Ser Gly Ala Leu Thr Ser Gly Val His Thr Phe
                165                 170                 175


Pro Ala Val Leu Gln Ser Ser Gly Leu Tyr Ser Leu Ser Ser Val Val
            180                 185                 190


Thr Val Pro Ser Ser Ser Leu Gly Thr Gln Thr Tyr Ile Cys Asn Val
        195                 200                 205


Asn His Lys Pro Ser Asn Thr Lys Val Asp Lys Lys Val Glu Pro Lys
    210                 215                 220


Ser Cys Asp Lys Thr His Thr Cys Pro Pro Cys Pro Ala Pro Glu Leu
225                 230                 235                 240


Leu Gly Gly Pro Ser Val Phe Leu Phe Pro Pro Lys Pro Lys Asp Thr
```

```
                245                 250                 255

Leu Met Ile Ser Arg Thr Pro Glu Val Thr Cys Val Val Val Asp Val
            260                 265                 270

Ser His Glu Asp Pro Glu Val Lys Phe Asn Trp Tyr Val Asp Gly Val
        275                 280                 285

Glu Val His Asn Ala Lys Thr Lys Pro Arg Glu Glu Gln Tyr Gly Ser
    290                 295                 300

Thr Tyr Arg Val Val Ser Val Leu Thr Val Leu His Gln Asp Trp Leu
305                 310                 315                 320

Asn Gly Lys Glu Tyr Lys Cys Lys Val Ser Asn Lys Ala Leu Pro Ala
                325                 330                 335

Pro Ile Glu Lys Thr Ile Ser Lys Ala Lys Gly Gln Pro Arg Glu Pro
            340                 345                 350

Gln Val Tyr Thr Leu Pro Pro Ser Arg Asp Glu Leu Thr Lys Asn Gln
        355                 360                 365

Val Ser Leu Thr Cys Leu Val Lys Gly Phe Tyr Pro Ser Asp Ile Ala
    370                 375                 380

Val Glu Trp Glu Ser Asn Gly Gln Pro Glu Asn Asn Tyr Lys Thr Thr
385                 390                 395                 400

Pro Pro Val Leu Asp Ser Asp Gly Ser Phe Phe Leu Tyr Ser Lys Leu
                405                 410                 415

Thr Val Asp Lys Ser Arg Trp Gln Gln Gly Asn Val Phe Ser Cys Ser
            420                 425                 430

Val Met His Glu Ala Leu His Asn His Tyr Thr Gln Lys Ser Leu Ser
        435                 440                 445

Leu Ser Pro Gly Lys
    450


<210>  708
<211>  452
<212>  PRT
<213>  artificial

<220>
<223>  Synthetic polypeptide

<400>  708
```

```
Glu Leu Gln Leu Gln Glu Ser Gly Pro Gly Leu Val Lys Pro Ser Glu
1               5                   10                  15

Thr Leu Ser Leu Thr Cys Thr Val Ser Gly Gly Ser Ile Ser Asp Ser
            20                  25                  30

Ser Tyr Tyr Trp Gly Trp Ile Arg Gln Pro Pro Gly Lys Gly Leu Glu
        35                  40                  45

Trp Ile Gly Ser Ile Tyr Tyr Thr Gly Glu Thr Tyr Tyr Ala Pro Ser
    50                  55                  60

Leu Lys Ser Arg Val Thr Ile Ser Val Asp Thr Ser Lys Asn Gln Phe
65                  70                  75                  80

Ser Leu Lys Leu Ser Ser Val Thr Ala Ala Asp Thr Ala Val Tyr Tyr
                85                  90                  95

Cys Ala Arg Val Arg Tyr Gly Val Gly Val Pro Arg His Phe Asp Pro
            100                 105                 110

Trp Gly Gln Gly Thr Leu Val Thr Val Ser Ser Ala Ser Thr Lys Gly
        115                 120                 125

Pro Ser Val Phe Pro Leu Ala Pro Ser Ser Lys Ser Thr Ser Gly Gly
    130                 135                 140

Thr Ala Ala Leu Gly Cys Leu Val Lys Asp Tyr Phe Pro Glu Pro Val
145                 150                 155                 160

Thr Val Ser Trp Asn Ser Gly Ala Leu Thr Ser Gly Val His Thr Phe
                165                 170                 175

Pro Ala Val Leu Gln Ser Ser Gly Leu Tyr Ser Leu Ser Ser Val Val
            180                 185                 190

Thr Val Pro Ser Ser Ser Leu Gly Thr Gln Thr Tyr Ile Cys Asn Val
        195                 200                 205

Asn His Lys Pro Ser Asn Thr Lys Val Asp Lys Lys Val Glu Pro Lys
    210                 215                 220

Ser Cys Asp Lys Thr His Thr Cys Pro Pro Cys Pro Ala Pro Glu Leu
225                 230                 235                 240

Leu Gly Gly Pro Ser Val Phe Leu Phe Pro Pro Lys Pro Lys Asp Thr
                245                 250                 255

Tyr Ile Thr Arg Glu Thr Pro Glu Val Thr Cys Val Val Val Asp Val
```

```
            260                 265                 270

Ser His Glu Asp Pro Glu Val Lys Phe Asn Trp Tyr Val Asp Gly Val
        275                 280                 285

Glu Val His Asn Ala Lys Thr Lys Pro Arg Glu Glu Gln Tyr Gly Ser
    290                 295                 300

Thr Tyr Arg Val Val Ser Val Leu Thr Val Leu His Gln Asp Trp Leu
305                 310                 315                 320

Asn Gly Lys Glu Tyr Lys Cys Lys Val Ser Asn Lys Ala Leu Pro Ala
                325                 330                 335

Pro Ile Glu Lys Thr Ile Ser Lys Ala Lys Gly Gln Pro Arg Glu Pro
            340                 345                 350

Gln Val Tyr Thr Leu Pro Pro Ser Arg Asp Glu Leu Thr Lys Asn Gln
        355                 360                 365

Val Ser Leu Thr Cys Leu Val Lys Gly Phe Tyr Pro Ser Asp Ile Ala
    370                 375                 380

Val Glu Trp Glu Ser Asn Gly Gln Pro Glu Asn Asn Tyr Lys Thr Thr
385                 390                 395                 400

Pro Pro Val Leu Asp Ser Asp Gly Ser Phe Phe Leu Tyr Ser Lys Leu
                405                 410                 415

Thr Val Asp Lys Ser Arg Trp Gln Gln Gly Asn Val Phe Ser Cys Ser
            420                 425                 430

Val Met His Glu Ala Leu His Asn His Tyr Thr Gln Lys Ser Leu Ser
        435                 440                 445

Leu Ser Pro Gly
    450


<210>  709
<211>  453
<212>  PRT
<213>  artificial

<220>
<223>  Synthetic polypeptide

<400>  709

Glu Leu Gln Leu Gln Glu Ser Gly Pro Gly Leu Val Lys Pro Ser Glu
1               5                   10                  15
```

```
Thr Leu Ser Leu Thr Cys Thr Val Ser Gly Gly Ser Ile Ser Asp Ser
            20                  25                  30

Ser Tyr Tyr Trp Gly Trp Ile Arg Gln Pro Pro Gly Lys Gly Leu Glu
        35                  40                  45

Trp Ile Gly Ser Ile Tyr Tyr Thr Gly Glu Thr Tyr Tyr Ala Pro Ser
    50                  55                  60

Leu Lys Ser Arg Val Thr Ile Ser Val Asp Thr Ser Lys Asn Gln Phe
65                  70                  75                  80

Ser Leu Lys Leu Ser Ser Val Thr Ala Ala Asp Thr Ala Val Tyr Tyr
                85                  90                  95

Cys Ala Arg Val Arg Tyr Gly Val Gly Val Pro Arg His Phe Asp Pro
            100                 105                 110

Trp Gly Gln Gly Thr Leu Val Thr Val Ser Ser Ala Ser Thr Lys Gly
        115                 120                 125

Pro Ser Val Phe Pro Leu Ala Pro Ser Ser Lys Ser Thr Ser Gly Gly
    130                 135                 140

Thr Ala Ala Leu Gly Cys Leu Val Lys Asp Tyr Phe Pro Glu Pro Val
145                 150                 155                 160

Thr Val Ser Trp Asn Ser Gly Ala Leu Thr Ser Gly Val His Thr Phe
                165                 170                 175

Pro Ala Val Leu Gln Ser Ser Gly Leu Tyr Ser Leu Ser Ser Val Val
            180                 185                 190

Thr Val Pro Ser Ser Ser Leu Gly Thr Gln Thr Tyr Ile Cys Asn Val
        195                 200                 205

Asn His Lys Pro Ser Asn Thr Lys Val Asp Lys Lys Val Glu Pro Lys
    210                 215                 220

Ser Cys Asp Lys Thr His Thr Cys Pro Pro Cys Pro Ala Pro Glu Leu
225                 230                 235                 240

Leu Gly Gly Pro Ser Val Phe Leu Phe Pro Pro Lys Pro Lys Asp Thr
                245                 250                 255

Tyr Ile Thr Arg Glu Thr Pro Glu Val Thr Cys Val Val Val Asp Val
            260                 265                 270

Ser His Glu Asp Pro Glu Val Lys Phe Asn Trp Tyr Val Asp Gly Val
```

```
        275                 280                 285

Glu Val His Asn Ala Lys Thr Lys Pro Arg Glu Glu Gln Tyr Gly Ser
    290                 295                 300

Thr Tyr Arg Val Val Ser Val Leu Thr Val Leu His Gln Asp Trp Leu
305                 310                 315                 320

Asn Gly Lys Glu Tyr Lys Cys Lys Val Ser Asn Lys Ala Leu Pro Ala
                325                 330                 335

Pro Ile Glu Lys Thr Ile Ser Lys Ala Lys Gly Gln Pro Arg Glu Pro
            340                 345                 350

Gln Val Tyr Thr Leu Pro Pro Ser Arg Asp Glu Leu Thr Lys Asn Gln
        355                 360                 365

Val Ser Leu Thr Cys Leu Val Lys Gly Phe Tyr Pro Ser Asp Ile Ala
    370                 375                 380

Val Glu Trp Glu Ser Asn Gly Gln Pro Glu Asn Asn Tyr Lys Thr Thr
385                 390                 395                 400

Pro Pro Val Leu Asp Ser Asp Gly Ser Phe Phe Leu Tyr Ser Lys Leu
                405                 410                 415

Thr Val Asp Lys Ser Arg Trp Gln Gln Gly Asn Val Phe Ser Cys Ser
            420                 425                 430

Val Met His Glu Ala Leu His Asn His Tyr Thr Gln Lys Ser Leu Ser
        435                 440                 445

Leu Ser Pro Gly Lys
    450


<210>  710
<211>  453
<212>  PRT
<213>  artificial

<220>
<223>  Synthetic polypeptide

<400>  710

Glu Leu Gln Leu Gln Glu Ser Gly Pro Gly Leu Val Lys Pro Ser Glu
1               5                   10                  15

Thr Leu Ser Leu Thr Cys Thr Val Ser Gly Gly Ser Ile Ser Asp Ser
            20                  25                  30
```

```
Ser Tyr Tyr Trp Gly Trp Ile Arg Gln Pro Pro Gly Lys Gly Leu Glu
        35                  40                  45

Trp Ile Gly Ser Ile Tyr Tyr Thr Gly Glu Thr Tyr Tyr Ala Pro Ser
    50                  55                  60

Leu Lys Ser Arg Val Thr Ile Ser Val Asp Thr Ser Lys Asn Gln Phe
65                  70                  75                  80

Ser Leu Lys Leu Ser Ser Val Thr Ala Ala Asp Thr Ala Val Tyr Tyr
                85                  90                  95

Cys Ala Arg Val Arg Tyr Gly Val Gly Val Pro Arg His Phe Asp Pro
            100                 105                 110

Trp Gly Gln Gly Thr Leu Val Thr Val Ser Ser Ala Ser Thr Lys Gly
        115                 120                 125

Pro Ser Val Phe Pro Leu Ala Pro Ser Ser Lys Ser Thr Ser Gly Gly
    130                 135                 140

Thr Ala Ala Leu Gly Cys Leu Val Lys Asp Tyr Phe Pro Glu Pro Val
145                 150                 155                 160

Thr Val Ser Trp Asn Ser Gly Ala Leu Thr Ser Gly Val His Thr Phe
                165                 170                 175

Pro Ala Val Leu Gln Ser Ser Gly Leu Tyr Ser Leu Ser Ser Val Val
            180                 185                 190

Thr Val Pro Ser Ser Ser Leu Gly Thr Gln Thr Tyr Ile Cys Asn Val
        195                 200                 205

Asn His Lys Pro Ser Asn Thr Lys Val Asp Lys Lys Val Glu Pro Lys
    210                 215                 220

Ser Cys Asp Lys Thr His Thr Cys Pro Pro Cys Pro Ala Pro Glu Leu
225                 230                 235                 240

Leu Gly Gly Pro Ser Val Phe Leu Phe Pro Pro Lys Pro Lys Asp Thr
                245                 250                 255

Leu Met Ile Ser Arg Thr Pro Glu Val Thr Cys Val Val Val Asp Val
            260                 265                 270

Ser His Glu Asp Pro Glu Val Lys Phe Asn Trp Tyr Val Asp Gly Val
        275                 280                 285

Glu Val His Asn Ala Lys Thr Lys Pro Arg Glu Glu Gln Tyr Gly Ser
```

```
    290                 295                 300

Thr Tyr Arg Val Val Ser Val Leu Thr Val Leu His Gln Asp Trp Leu
305                 310                 315                 320

Asn Gly Lys Glu Tyr Lys Cys Lys Val Ser Asn Lys Ala Leu Pro Ala
                325                 330                 335

Pro Ile Glu Lys Thr Ile Ser Lys Ala Lys Gly Gln Pro Arg Glu Pro
            340                 345                 350

Gln Val Tyr Thr Leu Pro Pro Ser Arg Asp Glu Leu Thr Lys Asn Gln
        355                 360                 365

Val Ser Leu Trp Cys Leu Val Lys Gly Phe Tyr Pro Ser Asp Ile Ala
    370                 375                 380

Val Glu Trp Glu Ser Asn Gly Gln Pro Glu Asn Asn Tyr Lys Thr Thr
385                 390                 395                 400

Pro Pro Val Leu Asp Ser Asp Gly Ser Phe Phe Leu Tyr Ser Lys Leu
                405                 410                 415

Thr Val Asp Lys Ser Arg Trp Gln Gln Gly Asn Val Phe Ser Cys Ser
            420                 425                 430

Val Met His Glu Ala Leu His Asn His Tyr Thr Gln Lys Ser Leu Ser
        435                 440                 445

Leu Ser Pro Gly Lys
    450


<210>  711
<211>  452
<212>  PRT
<213>  artificial

<220>
<223>  Synthetic polypeptide

<400>  711

Glu Leu Gln Leu Gln Glu Ser Gly Pro Gly Leu Val Lys Pro Ser Glu
1               5                   10                  15

Thr Leu Ser Leu Thr Cys Thr Val Ser Gly Gly Ser Ile Ser Asp Ser
            20                  25                  30

Ser Tyr Tyr Trp Gly Trp Ile Arg Gln Pro Pro Gly Lys Gly Leu Glu
        35                  40                  45
```

```
Trp Ile Gly Ser Ile Tyr Tyr Thr Gly Glu Thr Tyr Tyr Ala Pro Ser
    50                  55                  60

Leu Lys Ser Arg Val Thr Ile Ser Val Asp Thr Ser Lys Asn Gln Phe
65                  70                  75                  80

Ser Leu Lys Leu Ser Ser Val Thr Ala Ala Asp Thr Ala Val Tyr Tyr
                85                  90                  95

Cys Ala Arg Val Arg Tyr Gly Val Gly Val Pro Arg His Phe Asp Pro
            100                 105                 110

Trp Gly Gln Gly Thr Leu Val Thr Val Ser Ser Ala Ser Thr Lys Gly
        115                 120                 125

Pro Ser Val Phe Pro Leu Ala Pro Ser Ser Lys Ser Thr Ser Gly Gly
    130                 135                 140

Thr Ala Ala Leu Gly Cys Leu Val Lys Asp Tyr Phe Pro Glu Pro Val
145                 150                 155                 160

Thr Val Ser Trp Asn Ser Gly Ala Leu Thr Ser Gly Val His Thr Phe
                165                 170                 175

Pro Ala Val Leu Gln Ser Ser Gly Leu Tyr Ser Leu Ser Ser Val Val
            180                 185                 190

Thr Val Pro Ser Ser Ser Leu Gly Thr Gln Thr Tyr Ile Cys Asn Val
        195                 200                 205

Asn His Lys Pro Ser Asn Thr Lys Val Asp Lys Lys Val Glu Pro Lys
    210                 215                 220

Ser Cys Asp Lys Thr His Thr Cys Pro Pro Cys Pro Ala Pro Glu Leu
225                 230                 235                 240

Leu Gly Gly Pro Ser Val Phe Leu Phe Pro Pro Lys Pro Lys Asp Thr
                245                 250                 255

Tyr Ile Thr Arg Glu Thr Pro Glu Val Thr Cys Val Val Val Asp Val
            260                 265                 270

Ser His Glu Asp Pro Glu Val Lys Phe Asn Trp Tyr Val Asp Gly Val
        275                 280                 285

Glu Val His Asn Ala Lys Thr Lys Pro Arg Glu Glu Gln Tyr Gly Ser
    290                 295                 300

Thr Tyr Arg Val Val Ser Val Leu Thr Val Leu His Gln Asp Trp Leu
```

305 310 315 320

Asn Gly Lys Glu Tyr Lys Cys Lys Val Ser Asn Lys Ala Leu Pro Ala
325 330 335

Pro Ile Glu Lys Thr Ile Ser Lys Ala Lys Gly Gln Pro Arg Glu Pro
340 345 350

Gln Val Tyr Thr Leu Pro Pro Ser Arg Asp Glu Leu Thr Lys Asn Gln
355 360 365

Val Ser Leu Trp Cys Leu Val Lys Gly Phe Tyr Pro Ser Asp Ile Ala
370 375 380

Val Glu Trp Glu Ser Asn Gly Gln Pro Glu Asn Asn Tyr Lys Thr Thr
385 390 395 400

Pro Pro Val Leu Asp Ser Asp Gly Ser Phe Phe Leu Tyr Ser Lys Leu
405 410 415

Thr Val Asp Lys Ser Arg Trp Gln Gln Gly Asn Val Phe Ser Cys Ser
420 425 430

Val Met His Glu Ala Leu His Asn His Tyr Thr Gln Lys Ser Leu Ser
435 440 445

Leu Ser Pro Gly
450

<210> 712
<211> 453
<212> PRT
<213> artificial

<220>
<223> Synthetic polypeptide

<400> 712

Glu Leu Gln Leu Gln Glu Ser Gly Pro Gly Leu Val Lys Pro Ser Glu
1 5 10 15

Thr Leu Ser Leu Thr Cys Thr Val Ser Gly Gly Ser Ile Ser Asp Ser
20 25 30

Ser Tyr Tyr Trp Gly Trp Ile Arg Gln Pro Pro Gly Lys Gly Leu Glu
35 40 45

Trp Ile Gly Ser Ile Tyr Tyr Thr Gly Glu Thr Tyr Tyr Ala Pro Ser
50 55 60

```
Leu Lys Ser Arg Val Thr Ile Ser Val Asp Thr Ser Lys Asn Gln Phe
65                  70                  75                  80


Ser Leu Lys Leu Ser Ser Val Thr Ala Ala Asp Thr Ala Val Tyr Tyr
                85                  90                  95


Cys Ala Arg Val Arg Tyr Gly Val Gly Val Pro Arg His Phe Asp Pro
            100                 105                 110


Trp Gly Gln Gly Thr Leu Val Thr Val Ser Ser Ala Ser Thr Lys Gly
        115                 120                 125


Pro Ser Val Phe Pro Leu Ala Pro Ser Ser Lys Ser Thr Ser Gly Gly
    130                 135                 140


Thr Ala Ala Leu Gly Cys Leu Val Lys Asp Tyr Phe Pro Glu Pro Val
145                 150                 155                 160


Thr Val Ser Trp Asn Ser Gly Ala Leu Thr Ser Gly Val His Thr Phe
                165                 170                 175


Pro Ala Val Leu Gln Ser Ser Gly Leu Tyr Ser Leu Ser Ser Val Val
            180                 185                 190


Thr Val Pro Ser Ser Ser Leu Gly Thr Gln Thr Tyr Ile Cys Asn Val
        195                 200                 205


Asn His Lys Pro Ser Asn Thr Lys Val Asp Lys Lys Val Glu Pro Lys
    210                 215                 220


Ser Cys Asp Lys Thr His Thr Cys Pro Pro Cys Pro Ala Pro Glu Leu
225                 230                 235                 240


Leu Gly Gly Pro Ser Val Phe Leu Phe Pro Pro Lys Pro Lys Asp Thr
                245                 250                 255


Tyr Ile Thr Arg Glu Thr Pro Glu Val Thr Cys Val Val Val Asp Val
            260                 265                 270


Ser His Glu Asp Pro Glu Val Lys Phe Asn Trp Tyr Val Asp Gly Val
        275                 280                 285


Glu Val His Asn Ala Lys Thr Lys Pro Arg Glu Glu Gln Tyr Gly Ser
    290                 295                 300


Thr Tyr Arg Val Val Ser Val Leu Thr Val Leu His Gln Asp Trp Leu
305                 310                 315                 320


Asn Gly Lys Glu Tyr Lys Cys Lys Val Ser Asn Lys Ala Leu Pro Ala
```

```
                325                 330                 335

Pro Ile Glu Lys Thr Ile Ser Lys Ala Lys Gly Gln Pro Arg Glu Pro
            340                 345                 350

Gln Val Tyr Thr Leu Pro Pro Ser Arg Asp Glu Leu Thr Lys Asn Gln
        355                 360                 365

Val Ser Leu Trp Cys Leu Val Lys Gly Phe Tyr Pro Ser Asp Ile Ala
    370                 375                 380

Val Glu Trp Glu Ser Asn Gly Gln Pro Glu Asn Asn Tyr Lys Thr Thr
385                 390                 395                 400

Pro Pro Val Leu Asp Ser Asp Gly Ser Phe Phe Leu Tyr Ser Lys Leu
                405                 410                 415

Thr Val Asp Lys Ser Arg Trp Gln Gln Gly Asn Val Phe Ser Cys Ser
            420                 425                 430

Val Met His Glu Ala Leu His Asn His Tyr Thr Gln Lys Ser Leu Ser
        435                 440                 445

Leu Ser Pro Gly Lys
    450


<210>  713
<211>  453
<212>  PRT
<213>  artificial

<220>
<223>  Synthetic polypeptide

<400>  713

Glu Leu Gln Leu Gln Glu Ser Gly Pro Gly Leu Val Lys Pro Ser Glu
1               5                   10                  15

Thr Leu Ser Leu Thr Cys Thr Val Ser Gly Gly Ser Ile Ser Asp Ser
            20                  25                  30

Ser Tyr Tyr Trp Gly Trp Ile Arg Gln Pro Pro Gly Lys Gly Leu Glu
        35                  40                  45

Trp Ile Gly Ser Ile Tyr Tyr Thr Gly Glu Thr Tyr Tyr Ala Pro Ser
    50                  55                  60

Leu Lys Ser Arg Val Thr Ile Ser Val Asp Thr Ser Lys Asn Gln Phe
65                  70                  75                  80
```

```
Ser Leu Lys Leu Ser Ser Val Thr Ala Ala Asp Thr Ala Val Tyr Tyr
                85                  90                  95

Cys Ala Arg Val Arg Tyr Gly Val Gly Val Pro Arg His Phe Asp Pro
            100                 105                 110

Trp Gly Gln Gly Thr Leu Val Thr Val Ser Ser Ala Ser Thr Lys Gly
        115                 120                 125

Pro Ser Val Phe Pro Leu Ala Pro Ser Ser Lys Ser Thr Ser Gly Gly
    130                 135                 140

Thr Ala Ala Leu Gly Cys Leu Val Lys Asp Tyr Phe Pro Glu Pro Val
145                 150                 155                 160

Thr Val Ser Trp Asn Ser Gly Ala Leu Thr Ser Gly Val His Thr Phe
                165                 170                 175

Pro Ala Val Leu Gln Ser Ser Gly Leu Tyr Ser Leu Ser Ser Val Val
            180                 185                 190

Thr Val Pro Ser Ser Ser Leu Gly Thr Gln Thr Tyr Ile Cys Asn Val
        195                 200                 205

Asn His Lys Pro Ser Asn Thr Lys Val Asp Lys Lys Val Glu Pro Lys
    210                 215                 220

Ser Cys Asp Lys Thr His Thr Cys Pro Pro Cys Pro Ala Pro Glu Leu
225                 230                 235                 240

Leu Gly Gly Pro Ser Val Phe Leu Phe Pro Pro Lys Pro Lys Asp Thr
                245                 250                 255

Leu Met Ile Ser Arg Thr Pro Glu Val Thr Cys Val Val Val Asp Val
            260                 265                 270

Ser His Glu Asp Pro Glu Val Lys Phe Asn Trp Tyr Val Asp Gly Val
        275                 280                 285

Glu Val His Asn Ala Lys Thr Lys Pro Arg Glu Glu Gln Tyr Gly Ser
    290                 295                 300

Thr Tyr Arg Val Val Ser Val Leu Thr Val Leu His Gln Asp Trp Leu
305                 310                 315                 320

Asn Gly Lys Glu Tyr Lys Cys Lys Val Ser Asn Lys Ala Leu Pro Ala
                325                 330                 335

Pro Ile Glu Lys Thr Ile Ser Lys Ala Lys Gly Gln Pro Arg Glu Pro
```

```
            340                 345                 350

Gln Val Tyr Thr Leu Pro Pro Ser Arg Asp Glu Leu Thr Lys Asn Gln
        355                 360                 365

Val Ser Leu Ser Cys Ala Val Lys Gly Phe Tyr Pro Ser Asp Ile Ala
    370                 375                 380

Val Glu Trp Glu Ser Asn Gly Gln Pro Glu Asn Asn Tyr Lys Thr Thr
385                 390                 395                 400

Pro Pro Val Leu Asp Ser Asp Gly Ser Phe Phe Leu Val Ser Lys Leu
                405                 410                 415

Thr Val Asp Lys Ser Arg Trp Gln Gln Gly Asn Val Phe Ser Cys Ser
            420                 425                 430

Val Met His Glu Ala Leu His Asn His Tyr Thr Gln Lys Ser Leu Ser
        435                 440                 445

Leu Ser Pro Gly Lys
    450
```

<210> 714
<211> 452
<212> PRT
<213> artificial

<220>
<223> Synthetic polypeptide

<400> 714

```
Glu Leu Gln Leu Gln Glu Ser Gly Pro Gly Leu Val Lys Pro Ser Glu
1               5                   10                  15

Thr Leu Ser Leu Thr Cys Thr Val Ser Gly Gly Ser Ile Ser Asp Ser
            20                  25                  30

Ser Tyr Tyr Trp Gly Trp Ile Arg Gln Pro Pro Gly Lys Gly Leu Glu
        35                  40                  45

Trp Ile Gly Ser Ile Tyr Tyr Thr Gly Glu Thr Tyr Tyr Ala Pro Ser
    50                  55                  60

Leu Lys Ser Arg Val Thr Ile Ser Val Asp Thr Ser Lys Asn Gln Phe
65                  70                  75                  80

Ser Leu Lys Leu Ser Ser Val Thr Ala Ala Asp Thr Ala Val Tyr Tyr
                85                  90                  95
```

```
Cys Ala Arg Val Arg Tyr Gly Val Gly Val Pro Arg His Phe Asp Pro
            100                 105                 110

Trp Gly Gln Gly Thr Leu Val Thr Val Ser Ser Ala Ser Thr Lys Gly
        115                 120                 125

Pro Ser Val Phe Pro Leu Ala Pro Ser Ser Lys Ser Thr Ser Gly Gly
    130                 135                 140

Thr Ala Ala Leu Gly Cys Leu Val Lys Asp Tyr Phe Pro Glu Pro Val
145                 150                 155                 160

Thr Val Ser Trp Asn Ser Gly Ala Leu Thr Ser Gly Val His Thr Phe
                165                 170                 175

Pro Ala Val Leu Gln Ser Ser Gly Leu Tyr Ser Leu Ser Ser Val Val
            180                 185                 190

Thr Val Pro Ser Ser Ser Leu Gly Thr Gln Thr Tyr Ile Cys Asn Val
        195                 200                 205

Asn His Lys Pro Ser Asn Thr Lys Val Asp Lys Lys Val Glu Pro Lys
    210                 215                 220

Ser Cys Asp Lys Thr His Thr Cys Pro Pro Cys Pro Ala Pro Glu Leu
225                 230                 235                 240

Leu Gly Gly Pro Ser Val Phe Leu Phe Pro Pro Lys Pro Lys Asp Thr
                245                 250                 255

Tyr Ile Thr Arg Glu Thr Pro Glu Val Thr Cys Val Val Val Asp Val
            260                 265                 270

Ser His Glu Asp Pro Glu Val Lys Phe Asn Trp Tyr Val Asp Gly Val
        275                 280                 285

Glu Val His Asn Ala Lys Thr Lys Pro Arg Glu Glu Gln Tyr Gly Ser
    290                 295                 300

Thr Tyr Arg Val Val Ser Val Leu Thr Val Leu His Gln Asp Trp Leu
305                 310                 315                 320

Asn Gly Lys Glu Tyr Lys Cys Lys Val Ser Asn Lys Ala Leu Pro Ala
                325                 330                 335

Pro Ile Glu Lys Thr Ile Ser Lys Ala Lys Gly Gln Pro Arg Glu Pro
            340                 345                 350

Gln Val Tyr Thr Leu Pro Pro Ser Arg Asp Glu Leu Thr Lys Asn Gln
```

```
        355                 360                 365

Val Ser Leu Ser Cys Ala Val Lys Gly Phe Tyr Pro Ser Asp Ile Ala
    370                 375                 380

Val Glu Trp Glu Ser Asn Gly Gln Pro Glu Asn Asn Tyr Lys Thr Thr
385                 390                 395                 400

Pro Pro Val Leu Asp Ser Asp Gly Ser Phe Phe Leu Val Ser Lys Leu
                405                 410                 415

Thr Val Asp Lys Ser Arg Trp Gln Gln Gly Asn Val Phe Ser Cys Ser
            420                 425                 430

Val Met His Glu Ala Leu His Asn His Tyr Thr Gln Lys Ser Leu Ser
        435                 440                 445

Leu Ser Pro Gly
    450


<210>  715
<211>  453
<212>  PRT
<213>  artificial

<220>
<223>  Synthetic polypeptide

<400>  715

Glu Leu Gln Leu Gln Glu Ser Gly Pro Gly Leu Val Lys Pro Ser Glu
1               5                   10                  15

Thr Leu Ser Leu Thr Cys Thr Val Ser Gly Gly Ser Ile Ser Asp Ser
            20                  25                  30

Ser Tyr Tyr Trp Gly Trp Ile Arg Gln Pro Pro Gly Lys Gly Leu Glu
        35                  40                  45

Trp Ile Gly Ser Ile Tyr Tyr Thr Gly Glu Thr Tyr Tyr Ala Pro Ser
    50                  55                  60

Leu Lys Ser Arg Val Thr Ile Ser Val Asp Thr Ser Lys Asn Gln Phe
65                  70                  75                  80

Ser Leu Lys Leu Ser Ser Val Thr Ala Ala Asp Thr Ala Val Tyr Tyr
                85                  90                  95

Cys Ala Arg Val Arg Tyr Gly Val Gly Val Pro Arg His Phe Asp Pro
            100                 105                 110
```

```
Trp Gly Gln Gly Thr Leu Val Thr Val Ser Ser Ala Ser Thr Lys Gly
        115                 120                 125

Pro Ser Val Phe Pro Leu Ala Pro Ser Ser Lys Ser Thr Ser Gly Gly
    130                 135                 140

Thr Ala Ala Leu Gly Cys Leu Val Lys Asp Tyr Phe Pro Glu Pro Val
145                 150                 155                 160

Thr Val Ser Trp Asn Ser Gly Ala Leu Thr Ser Gly Val His Thr Phe
                165                 170                 175

Pro Ala Val Leu Gln Ser Ser Gly Leu Tyr Ser Leu Ser Ser Val Val
            180                 185                 190

Thr Val Pro Ser Ser Ser Leu Gly Thr Gln Thr Tyr Ile Cys Asn Val
        195                 200                 205

Asn His Lys Pro Ser Asn Thr Lys Val Asp Lys Lys Val Glu Pro Lys
    210                 215                 220

Ser Cys Asp Lys Thr His Thr Cys Pro Pro Cys Pro Ala Pro Glu Leu
225                 230                 235                 240

Leu Gly Gly Pro Ser Val Phe Leu Phe Pro Pro Lys Pro Lys Asp Thr
                245                 250                 255

Tyr Ile Thr Arg Glu Thr Pro Glu Val Thr Cys Val Val Val Asp Val
            260                 265                 270

Ser His Glu Asp Pro Glu Val Lys Phe Asn Trp Tyr Val Asp Gly Val
        275                 280                 285

Glu Val His Asn Ala Lys Thr Lys Pro Arg Glu Glu Gln Tyr Gly Ser
    290                 295                 300

Thr Tyr Arg Val Val Ser Val Leu Thr Val Leu His Gln Asp Trp Leu
305                 310                 315                 320

Asn Gly Lys Glu Tyr Lys Cys Lys Val Ser Asn Lys Ala Leu Pro Ala
                325                 330                 335

Pro Ile Glu Lys Thr Ile Ser Lys Ala Lys Gly Gln Pro Arg Glu Pro
            340                 345                 350

Gln Val Tyr Thr Leu Pro Pro Ser Arg Asp Glu Leu Thr Lys Asn Gln
        355                 360                 365

Val Ser Leu Ser Cys Ala Val Lys Gly Phe Tyr Pro Ser Asp Ile Ala
```

```
    370                 375                 380

Val Glu Trp Glu Ser Asn Gly Gln Pro Glu Asn Asn Tyr Lys Thr Thr
385                 390                 395                 400

Pro Pro Val Leu Asp Ser Asp Gly Ser Phe Phe Leu Val Ser Lys Leu
                405                 410                 415

Thr Val Asp Lys Ser Arg Trp Gln Gln Gly Asn Val Phe Ser Cys Ser
            420                 425                 430

Val Met His Glu Ala Leu His Asn His Tyr Thr Gln Lys Ser Leu Ser
        435                 440                 445

Leu Ser Pro Gly Lys
    450
```

<210> 716
<211> 453
<212> PRT
<213> artificial

<220>
<223> Synthetic polypeptide

<400> 716

```
Glu Leu Gln Leu Gln Glu Ser Gly Pro Gly Leu Val Lys Pro Ser Glu
1               5                   10                  15

Thr Leu Ser Leu Thr Cys Thr Val Ser Gly Gly Ser Ile Ser Glu Ser
            20                  25                  30

Ser Tyr Tyr Trp Gly Trp Ile Arg Gln Pro Pro Gly Lys Gly Leu Glu
        35                  40                  45

Trp Ile Gly Ser Ile Tyr Tyr Thr Gly Glu Thr Tyr Tyr Ala Pro Ser
    50                  55                  60

Leu Lys Ser Arg Val Thr Ile Ser Val Asp Thr Ser Lys Asn Gln Phe
65                  70                  75                  80

Ser Leu Lys Leu Ser Ser Val Thr Ala Ala Asp Thr Ala Val Tyr Tyr
                85                  90                  95

Cys Ala Arg Leu Arg Tyr Gly Val Gly Val Pro Arg Tyr Phe Asp Pro
            100                 105                 110

Trp Gly Gln Gly Thr Leu Val Thr Val Ser Ser Ala Ser Thr Lys Gly
        115                 120                 125
```

```
Pro Ser Val Phe Pro Leu Ala Pro Ser Ser Lys Ser Thr Ser Gly Gly
    130                 135                 140

Thr Ala Ala Leu Gly Cys Leu Val Lys Asp Tyr Phe Pro Glu Pro Val
145                 150                 155                 160

Thr Val Ser Trp Asn Ser Gly Ala Leu Thr Ser Gly Val His Thr Phe
                165                 170                 175

Pro Ala Val Leu Gln Ser Ser Gly Leu Tyr Ser Leu Ser Ser Val Val
            180                 185                 190

Thr Val Pro Ser Ser Ser Leu Gly Thr Gln Thr Tyr Ile Cys Asn Val
        195                 200                 205

Asn His Lys Pro Ser Asn Thr Lys Val Asp Lys Lys Val Glu Pro Lys
    210                 215                 220

Ser Cys Asp Lys Thr His Thr Cys Pro Pro Cys Pro Ala Pro Glu Leu
225                 230                 235                 240

Leu Gly Gly Pro Ser Val Phe Leu Phe Pro Pro Lys Pro Lys Asp Thr
                245                 250                 255

Leu Met Ile Ser Arg Thr Pro Glu Val Thr Cys Val Val Val Asp Val
            260                 265                 270

Ser His Glu Asp Pro Glu Val Lys Phe Asn Trp Tyr Val Asp Gly Val
        275                 280                 285

Glu Val His Asn Ala Lys Thr Lys Pro Arg Glu Glu Gln Tyr Gly Ser
    290                 295                 300

Thr Tyr Arg Val Val Ser Val Leu Thr Val Leu His Gln Asp Trp Leu
305                 310                 315                 320

Asn Gly Lys Glu Tyr Lys Cys Lys Val Ser Asn Lys Ala Leu Pro Ala
                325                 330                 335

Pro Ile Glu Lys Thr Ile Ser Lys Ala Lys Gly Gln Pro Arg Glu Pro
            340                 345                 350

Gln Val Tyr Thr Leu Pro Pro Ser Arg Asp Glu Leu Thr Lys Asn Gln
        355                 360                 365

Val Ser Leu Thr Cys Leu Val Lys Gly Phe Tyr Pro Ser Asp Ile Ala
    370                 375                 380

Val Glu Trp Glu Ser Asn Gly Gln Pro Glu Asn Asn Tyr Lys Thr Thr
```

385 390 395 400

Pro Pro Val Leu Asp Ser Asp Gly Ser Phe Phe Leu Tyr Ser Lys Leu
405 410 415

Thr Val Asp Lys Ser Arg Trp Gln Gln Gly Asn Val Phe Ser Cys Ser
420 425 430

Val Met His Glu Ala Leu His Asn His Tyr Thr Gln Lys Ser Leu Ser
435 440 445

Leu Ser Pro Gly Lys
450

<210> 717
<211> 452
<212> PRT
<213> artificial

<220>
<223> Synthetic polypeptide

<400> 717

Glu Leu Gln Leu Gln Glu Ser Gly Pro Gly Leu Val Lys Pro Ser Glu
1 5 10 15

Thr Leu Ser Leu Thr Cys Thr Val Ser Gly Gly Ser Ile Ser Glu Ser
20 25 30

Ser Tyr Tyr Trp Gly Trp Ile Arg Gln Pro Pro Gly Lys Gly Leu Glu
35 40 45

Trp Ile Gly Ser Ile Tyr Tyr Thr Gly Glu Thr Tyr Tyr Ala Pro Ser
50 55 60

Leu Lys Ser Arg Val Thr Ile Ser Val Asp Thr Ser Lys Asn Gln Phe
65 70 75 80

Ser Leu Lys Leu Ser Ser Val Thr Ala Ala Asp Thr Ala Val Tyr Tyr
85 90 95

Cys Ala Arg Leu Arg Tyr Gly Val Gly Val Pro Arg Tyr Phe Asp Pro
100 105 110

Trp Gly Gln Gly Thr Leu Val Thr Val Ser Ser Ala Ser Thr Lys Gly
115 120 125

Pro Ser Val Phe Pro Leu Ala Pro Ser Ser Lys Ser Thr Ser Gly Gly
130 135 140

```
Thr Ala Ala Leu Gly Cys Leu Val Lys Asp Tyr Phe Pro Glu Pro Val
145                 150                 155                 160


Thr Val Ser Trp Asn Ser Gly Ala Leu Thr Ser Gly Val His Thr Phe
                165                 170                 175


Pro Ala Val Leu Gln Ser Ser Gly Leu Tyr Ser Leu Ser Ser Val Val
            180                 185                 190


Thr Val Pro Ser Ser Ser Leu Gly Thr Gln Thr Tyr Ile Cys Asn Val
        195                 200                 205


Asn His Lys Pro Ser Asn Thr Lys Val Asp Lys Lys Val Glu Pro Lys
    210                 215                 220


Ser Cys Asp Lys Thr His Thr Cys Pro Pro Cys Pro Ala Pro Glu Leu
225                 230                 235                 240


Leu Gly Gly Pro Ser Val Phe Leu Phe Pro Pro Lys Pro Lys Asp Thr
                245                 250                 255


Tyr Ile Thr Arg Glu Thr Pro Glu Val Thr Cys Val Val Val Asp Val
            260                 265                 270


Ser His Glu Asp Pro Glu Val Lys Phe Asn Trp Tyr Val Asp Gly Val
        275                 280                 285


Glu Val His Asn Ala Lys Thr Lys Pro Arg Glu Glu Gln Tyr Gly Ser
    290                 295                 300


Thr Tyr Arg Val Val Ser Val Leu Thr Val Leu His Gln Asp Trp Leu
305                 310                 315                 320


Asn Gly Lys Glu Tyr Lys Cys Lys Val Ser Asn Lys Ala Leu Pro Ala
                325                 330                 335


Pro Ile Glu Lys Thr Ile Ser Lys Ala Lys Gly Gln Pro Arg Glu Pro
            340                 345                 350


Gln Val Tyr Thr Leu Pro Pro Ser Arg Asp Glu Leu Thr Lys Asn Gln
        355                 360                 365


Val Ser Leu Thr Cys Leu Val Lys Gly Phe Tyr Pro Ser Asp Ile Ala
    370                 375                 380


Val Glu Trp Glu Ser Asn Gly Gln Pro Glu Asn Asn Tyr Lys Thr Thr
385                 390                 395                 400


Pro Pro Val Leu Asp Ser Asp Gly Ser Phe Phe Leu Tyr Ser Lys Leu
```

405 410 415

Thr Val Asp Lys Ser Arg Trp Gln Gln Gly Asn Val Phe Ser Cys Ser
420 425 430

Val Met His Glu Ala Leu His Asn His Tyr Thr Gln Lys Ser Leu Ser
435 440 445

Leu Ser Pro Gly
450

<210> 718
<211> 453
<212> PRT
<213> artificial

<220>
<223> Synthetic polypeptide

<400> 718

Glu Leu Gln Leu Gln Glu Ser Gly Pro Gly Leu Val Lys Pro Ser Glu
1 5 10 15

Thr Leu Ser Leu Thr Cys Thr Val Ser Gly Gly Ser Ile Ser Glu Ser
20 25 30

Ser Tyr Tyr Trp Gly Trp Ile Arg Gln Pro Pro Gly Lys Gly Leu Glu
35 40 45

Trp Ile Gly Ser Ile Tyr Tyr Thr Gly Glu Thr Tyr Tyr Ala Pro Ser
50 55 60

Leu Lys Ser Arg Val Thr Ile Ser Val Asp Thr Ser Lys Asn Gln Phe
65 70 75 80

Ser Leu Lys Leu Ser Ser Val Thr Ala Ala Asp Thr Ala Val Tyr Tyr
85 90 95

Cys Ala Arg Leu Arg Tyr Gly Val Gly Val Pro Arg Tyr Phe Asp Pro
100 105 110

Trp Gly Gln Gly Thr Leu Val Thr Val Ser Ser Ala Ser Thr Lys Gly
115 120 125

Pro Ser Val Phe Pro Leu Ala Pro Ser Ser Lys Ser Thr Ser Gly Gly
130 135 140

Thr Ala Ala Leu Gly Cys Leu Val Lys Asp Tyr Phe Pro Glu Pro Val
145 150 155 160

```
Thr Val Ser Trp Asn Ser Gly Ala Leu Thr Ser Gly Val His Thr Phe
                165                 170                 175

Pro Ala Val Leu Gln Ser Ser Gly Leu Tyr Ser Leu Ser Ser Val Val
            180                 185                 190

Thr Val Pro Ser Ser Ser Leu Gly Thr Gln Thr Tyr Ile Cys Asn Val
        195                 200                 205

Asn His Lys Pro Ser Asn Thr Lys Val Asp Lys Lys Val Glu Pro Lys
    210                 215                 220

Ser Cys Asp Lys Thr His Thr Cys Pro Pro Cys Pro Ala Pro Glu Leu
225                 230                 235                 240

Leu Gly Gly Pro Ser Val Phe Leu Phe Pro Pro Lys Pro Lys Asp Thr
                245                 250                 255

Tyr Ile Thr Arg Glu Thr Pro Glu Val Thr Cys Val Val Val Asp Val
            260                 265                 270

Ser His Glu Asp Pro Glu Val Lys Phe Asn Trp Tyr Val Asp Gly Val
        275                 280                 285

Glu Val His Asn Ala Lys Thr Lys Pro Arg Glu Glu Gln Tyr Gly Ser
    290                 295                 300

Thr Tyr Arg Val Val Ser Val Leu Thr Val Leu His Gln Asp Trp Leu
305                 310                 315                 320

Asn Gly Lys Glu Tyr Lys Cys Lys Val Ser Asn Lys Ala Leu Pro Ala
                325                 330                 335

Pro Ile Glu Lys Thr Ile Ser Lys Ala Lys Gly Gln Pro Arg Glu Pro
            340                 345                 350

Gln Val Tyr Thr Leu Pro Pro Ser Arg Asp Glu Leu Thr Lys Asn Gln
        355                 360                 365

Val Ser Leu Thr Cys Leu Val Lys Gly Phe Tyr Pro Ser Asp Ile Ala
    370                 375                 380

Val Glu Trp Glu Ser Asn Gly Gln Pro Glu Asn Asn Tyr Lys Thr Thr
385                 390                 395                 400

Pro Pro Val Leu Asp Ser Asp Gly Ser Phe Phe Leu Tyr Ser Lys Leu
                405                 410                 415

Thr Val Asp Lys Ser Arg Trp Gln Gln Gly Asn Val Phe Ser Cys Ser
```

```
            420                 425                 430

Val Met His Glu Ala Leu His Asn His Tyr Thr Gln Lys Ser Leu Ser
        435                 440                 445

Leu Ser Pro Gly Lys
    450
```

<210> 719
<211> 453
<212> PRT
<213> artificial

<220>
<223> Synthetic polypeptide

<400> 719

```
Glu Leu Gln Leu Gln Glu Ser Gly Pro Gly Leu Val Lys Pro Ser Glu
1               5                   10                  15

Thr Leu Ser Leu Thr Cys Thr Val Ser Gly Gly Ser Ile Ser Glu Ser
            20                  25                  30

Ser Tyr Tyr Trp Gly Trp Ile Arg Gln Pro Pro Gly Lys Gly Leu Glu
        35                  40                  45

Trp Ile Gly Ser Ile Tyr Tyr Thr Gly Glu Thr Tyr Tyr Ala Pro Ser
    50                  55                  60

Leu Lys Ser Arg Val Thr Ile Ser Val Asp Thr Ser Lys Asn Gln Phe
65                  70                  75                  80

Ser Leu Lys Leu Ser Ser Val Thr Ala Ala Asp Thr Ala Val Tyr Tyr
                85                  90                  95

Cys Ala Arg Leu Arg Tyr Gly Val Gly Val Pro Arg Tyr Phe Asp Pro
            100                 105                 110

Trp Gly Gln Gly Thr Leu Val Thr Val Ser Ser Ala Ser Thr Lys Gly
        115                 120                 125

Pro Ser Val Phe Pro Leu Ala Pro Ser Ser Lys Ser Thr Ser Gly Gly
    130                 135                 140

Thr Ala Ala Leu Gly Cys Leu Val Lys Asp Tyr Phe Pro Glu Pro Val
145                 150                 155                 160

Thr Val Ser Trp Asn Ser Gly Ala Leu Thr Ser Gly Val His Thr Phe
                165                 170                 175
```

```
Pro Ala Val Leu Gln Ser Ser Gly Leu Tyr Ser Leu Ser Ser Val Val
            180                 185                 190

Thr Val Pro Ser Ser Ser Leu Gly Thr Gln Thr Tyr Ile Cys Asn Val
        195                 200                 205

Asn His Lys Pro Ser Asn Thr Lys Val Asp Lys Lys Val Glu Pro Lys
    210                 215                 220

Ser Cys Asp Lys Thr His Thr Cys Pro Pro Cys Pro Ala Pro Glu Leu
225                 230                 235                 240

Leu Gly Gly Pro Ser Val Phe Leu Phe Pro Pro Lys Pro Lys Asp Thr
                245                 250                 255

Leu Met Ile Ser Arg Thr Pro Glu Val Thr Cys Val Val Val Asp Val
            260                 265                 270

Ser His Glu Asp Pro Glu Val Lys Phe Asn Trp Tyr Val Asp Gly Val
        275                 280                 285

Glu Val His Asn Ala Lys Thr Lys Pro Arg Glu Glu Gln Tyr Gly Ser
    290                 295                 300

Thr Tyr Arg Val Val Ser Val Leu Thr Val Leu His Gln Asp Trp Leu
305                 310                 315                 320

Asn Gly Lys Glu Tyr Lys Cys Lys Val Ser Asn Lys Ala Leu Pro Ala
                325                 330                 335

Pro Ile Glu Lys Thr Ile Ser Lys Ala Lys Gly Gln Pro Arg Glu Pro
            340                 345                 350

Gln Val Tyr Thr Leu Pro Pro Ser Arg Asp Glu Leu Thr Lys Asn Gln
        355                 360                 365

Val Ser Leu Trp Cys Leu Val Lys Gly Phe Tyr Pro Ser Asp Ile Ala
    370                 375                 380

Val Glu Trp Glu Ser Asn Gly Gln Pro Glu Asn Asn Tyr Lys Thr Thr
385                 390                 395                 400

Pro Pro Val Leu Asp Ser Asp Gly Ser Phe Phe Leu Tyr Ser Lys Leu
                405                 410                 415

Thr Val Asp Lys Ser Arg Trp Gln Gln Gly Asn Val Phe Ser Cys Ser
            420                 425                 430

Val Met His Glu Ala Leu His Asn His Tyr Thr Gln Lys Ser Leu Ser
```

435 440 445

Leu Ser Pro Gly Lys
450

<210> 720
<211> 452
<212> PRT
<213> artificial

<220>
<223> Synthetic polypeptide

<400> 720

Glu Leu Gln Leu Gln Glu Ser Gly Pro Gly Leu Val Lys Pro Ser Glu
1 5 10 15

Thr Leu Ser Leu Thr Cys Thr Val Ser Gly Gly Ser Ile Ser Glu Ser
20 25 30

Ser Tyr Tyr Trp Gly Trp Ile Arg Gln Pro Pro Gly Lys Gly Leu Glu
35 40 45

Trp Ile Gly Ser Ile Tyr Tyr Thr Gly Glu Thr Tyr Tyr Ala Pro Ser
50 55 60

Leu Lys Ser Arg Val Thr Ile Ser Val Asp Thr Ser Lys Asn Gln Phe
65 70 75 80

Ser Leu Lys Leu Ser Ser Val Thr Ala Ala Asp Thr Ala Val Tyr Tyr
85 90 95

Cys Ala Arg Leu Arg Tyr Gly Val Gly Val Pro Arg Tyr Phe Asp Pro
100 105 110

Trp Gly Gln Gly Thr Leu Val Thr Val Ser Ser Ala Ser Thr Lys Gly
115 120 125

Pro Ser Val Phe Pro Leu Ala Pro Ser Ser Lys Ser Thr Ser Gly Gly
130 135 140

Thr Ala Ala Leu Gly Cys Leu Val Lys Asp Tyr Phe Pro Glu Pro Val
145 150 155 160

Thr Val Ser Trp Asn Ser Gly Ala Leu Thr Ser Gly Val His Thr Phe
165 170 175

Pro Ala Val Leu Gln Ser Ser Gly Leu Tyr Ser Leu Ser Ser Val Val
180 185 190

```
Thr Val Pro Ser Ser Ser Leu Gly Thr Gln Thr Tyr Ile Cys Asn Val
        195                 200                 205

Asn His Lys Pro Ser Asn Thr Lys Val Asp Lys Lys Val Glu Pro Lys
    210                 215                 220

Ser Cys Asp Lys Thr His Thr Cys Pro Pro Cys Pro Ala Pro Glu Leu
225                 230                 235                 240

Leu Gly Gly Pro Ser Val Phe Leu Phe Pro Pro Lys Pro Lys Asp Thr
                245                 250                 255

Tyr Ile Thr Arg Glu Thr Pro Glu Val Thr Cys Val Val Val Asp Val
            260                 265                 270

Ser His Glu Asp Pro Glu Val Lys Phe Asn Trp Tyr Val Asp Gly Val
        275                 280                 285

Glu Val His Asn Ala Lys Thr Lys Pro Arg Glu Glu Gln Tyr Gly Ser
    290                 295                 300

Thr Tyr Arg Val Val Ser Val Leu Thr Val Leu His Gln Asp Trp Leu
305                 310                 315                 320

Asn Gly Lys Glu Tyr Lys Cys Lys Val Ser Asn Lys Ala Leu Pro Ala
                325                 330                 335

Pro Ile Glu Lys Thr Ile Ser Lys Ala Lys Gly Gln Pro Arg Glu Pro
            340                 345                 350

Gln Val Tyr Thr Leu Pro Pro Ser Arg Asp Glu Leu Thr Lys Asn Gln
        355                 360                 365

Val Ser Leu Trp Cys Leu Val Lys Gly Phe Tyr Pro Ser Asp Ile Ala
    370                 375                 380

Val Glu Trp Glu Ser Asn Gly Gln Pro Glu Asn Asn Tyr Lys Thr Thr
385                 390                 395                 400

Pro Pro Val Leu Asp Ser Asp Gly Ser Phe Phe Leu Tyr Ser Lys Leu
                405                 410                 415

Thr Val Asp Lys Ser Arg Trp Gln Gln Gly Asn Val Phe Ser Cys Ser
            420                 425                 430

Val Met His Glu Ala Leu His Asn His Tyr Thr Gln Lys Ser Leu Ser
        435                 440                 445

Leu Ser Pro Gly
```

450

<210> 721
<211> 453
<212> PRT
<213> artificial

<220>
<223> Synthetic polypeptide

<400> 721

Glu Leu Gln Leu Gln Glu Ser Gly Pro Gly Leu Val Lys Pro Ser Glu
1 5 10 15

Thr Leu Ser Leu Thr Cys Thr Val Ser Gly Gly Ser Ile Ser Glu Ser
20 25 30

Ser Tyr Tyr Trp Gly Trp Ile Arg Gln Pro Pro Gly Lys Gly Leu Glu
35 40 45

Trp Ile Gly Ser Ile Tyr Tyr Thr Gly Glu Thr Tyr Tyr Ala Pro Ser
50 55 60

Leu Lys Ser Arg Val Thr Ile Ser Val Asp Thr Ser Lys Asn Gln Phe
65 70 75 80

Ser Leu Lys Leu Ser Ser Val Thr Ala Ala Asp Thr Ala Val Tyr Tyr
85 90 95

Cys Ala Arg Leu Arg Tyr Gly Val Gly Val Pro Arg Tyr Phe Asp Pro
100 105 110

Trp Gly Gln Gly Thr Leu Val Thr Val Ser Ser Ala Ser Thr Lys Gly
115 120 125

Pro Ser Val Phe Pro Leu Ala Pro Ser Ser Lys Ser Thr Ser Gly Gly
130 135 140

Thr Ala Ala Leu Gly Cys Leu Val Lys Asp Tyr Phe Pro Glu Pro Val
145 150 155 160

Thr Val Ser Trp Asn Ser Gly Ala Leu Thr Ser Gly Val His Thr Phe
165 170 175

Pro Ala Val Leu Gln Ser Ser Gly Leu Tyr Ser Leu Ser Ser Val Val
180 185 190

Thr Val Pro Ser Ser Ser Leu Gly Thr Gln Thr Tyr Ile Cys Asn Val
195 200 205

```
Asn His Lys Pro Ser Asn Thr Lys Val Asp Lys Lys Val Glu Pro Lys
    210                 215                 220

Ser Cys Asp Lys Thr His Thr Cys Pro Pro Cys Pro Ala Pro Glu Leu
225                 230                 235                 240

Leu Gly Gly Pro Ser Val Phe Leu Phe Pro Pro Lys Pro Lys Asp Thr
                245                 250                 255

Tyr Ile Thr Arg Glu Thr Pro Glu Val Thr Cys Val Val Val Asp Val
            260                 265                 270

Ser His Glu Asp Pro Glu Val Lys Phe Asn Trp Tyr Val Asp Gly Val
        275                 280                 285

Glu Val His Asn Ala Lys Thr Lys Pro Arg Glu Glu Gln Tyr Gly Ser
    290                 295                 300

Thr Tyr Arg Val Val Ser Val Leu Thr Val Leu His Gln Asp Trp Leu
305                 310                 315                 320

Asn Gly Lys Glu Tyr Lys Cys Lys Val Ser Asn Lys Ala Leu Pro Ala
                325                 330                 335

Pro Ile Glu Lys Thr Ile Ser Lys Ala Lys Gly Gln Pro Arg Glu Pro
            340                 345                 350

Gln Val Tyr Thr Leu Pro Pro Ser Arg Asp Glu Leu Thr Lys Asn Gln
        355                 360                 365

Val Ser Leu Trp Cys Leu Val Lys Gly Phe Tyr Pro Ser Asp Ile Ala
    370                 375                 380

Val Glu Trp Glu Ser Asn Gly Gln Pro Glu Asn Asn Tyr Lys Thr Thr
385                 390                 395                 400

Pro Pro Val Leu Asp Ser Asp Gly Ser Phe Phe Leu Tyr Ser Lys Leu
                405                 410                 415

Thr Val Asp Lys Ser Arg Trp Gln Gln Gly Asn Val Phe Ser Cys Ser
            420                 425                 430

Val Met His Glu Ala Leu His Asn His Tyr Thr Gln Lys Ser Leu Ser
        435                 440                 445

Leu Ser Pro Gly Lys
    450
```

<210> 722

<211> 453
<212> PRT
<213> artificial

<220>
<223> Synthetic polypeptide

<400> 722

```
Glu Leu Gln Leu Gln Glu Ser Gly Pro Gly Leu Val Lys Pro Ser Glu
1               5                  10                  15


Thr Leu Ser Leu Thr Cys Thr Val Ser Gly Gly Ser Ile Ser Glu Ser
            20                  25                  30


Ser Tyr Tyr Trp Gly Trp Ile Arg Gln Pro Pro Gly Lys Gly Leu Glu
        35                  40                  45


Trp Ile Gly Ser Ile Tyr Tyr Thr Gly Glu Thr Tyr Tyr Ala Pro Ser
    50                  55                  60


Leu Lys Ser Arg Val Thr Ile Ser Val Asp Thr Ser Lys Asn Gln Phe
65                  70                  75                  80


Ser Leu Lys Leu Ser Ser Val Thr Ala Ala Asp Thr Ala Val Tyr Tyr
                85                  90                  95


Cys Ala Arg Leu Arg Tyr Gly Val Gly Val Pro Arg Tyr Phe Asp Pro
            100                 105                 110


Trp Gly Gln Gly Thr Leu Val Thr Val Ser Ser Ala Ser Thr Lys Gly
        115                 120                 125


Pro Ser Val Phe Pro Leu Ala Pro Ser Ser Lys Ser Thr Ser Gly Gly
    130                 135                 140


Thr Ala Ala Leu Gly Cys Leu Val Lys Asp Tyr Phe Pro Glu Pro Val
145                 150                 155                 160


Thr Val Ser Trp Asn Ser Gly Ala Leu Thr Ser Gly Val His Thr Phe
                165                 170                 175


Pro Ala Val Leu Gln Ser Ser Gly Leu Tyr Ser Leu Ser Ser Val Val
            180                 185                 190


Thr Val Pro Ser Ser Ser Leu Gly Thr Gln Thr Tyr Ile Cys Asn Val
        195                 200                 205


Asn His Lys Pro Ser Asn Thr Lys Val Asp Lys Lys Val Glu Pro Lys
    210                 215                 220
```

```
Ser Cys Asp Lys Thr His Thr Cys Pro Pro Cys Pro Ala Pro Glu Leu
225                 230                 235                 240


Leu Gly Gly Pro Ser Val Phe Leu Phe Pro Pro Lys Pro Lys Asp Thr
                245                 250                 255


Leu Met Ile Ser Arg Thr Pro Glu Val Thr Cys Val Val Val Asp Val
            260                 265                 270


Ser His Glu Asp Pro Glu Val Lys Phe Asn Trp Tyr Val Asp Gly Val
        275                 280                 285


Glu Val His Asn Ala Lys Thr Lys Pro Arg Glu Glu Gln Tyr Gly Ser
    290                 295                 300


Thr Tyr Arg Val Val Ser Val Leu Thr Val Leu His Gln Asp Trp Leu
305                 310                 315                 320


Asn Gly Lys Glu Tyr Lys Cys Lys Val Ser Asn Lys Ala Leu Pro Ala
                325                 330                 335


Pro Ile Glu Lys Thr Ile Ser Lys Ala Lys Gly Gln Pro Arg Glu Pro
            340                 345                 350


Gln Val Tyr Thr Leu Pro Pro Ser Arg Asp Glu Leu Thr Lys Asn Gln
        355                 360                 365


Val Ser Leu Ser Cys Ala Val Lys Gly Phe Tyr Pro Ser Asp Ile Ala
    370                 375                 380


Val Glu Trp Glu Ser Asn Gly Gln Pro Glu Asn Asn Tyr Lys Thr Thr
385                 390                 395                 400


Pro Pro Val Leu Asp Ser Asp Gly Ser Phe Phe Leu Val Ser Lys Leu
                405                 410                 415


Thr Val Asp Lys Ser Arg Trp Gln Gln Gly Asn Val Phe Ser Cys Ser
            420                 425                 430


Val Met His Glu Ala Leu His Asn His Tyr Thr Gln Lys Ser Leu Ser
        435                 440                 445


Leu Ser Pro Gly Lys
    450


<210>  723
<211>  452
<212>  PRT
<213>  artificial
```

<220>
<223> Synthetic polypeptide

<400> 723

```
Glu Leu Gln Leu Gln Glu Ser Gly Pro Gly Leu Val Lys Pro Ser Glu
1               5                  10                  15


Thr Leu Ser Leu Thr Cys Thr Val Ser Gly Gly Ser Ile Ser Glu Ser
            20                  25                  30


Ser Tyr Tyr Trp Gly Trp Ile Arg Gln Pro Pro Gly Lys Gly Leu Glu
        35                  40                  45


Trp Ile Gly Ser Ile Tyr Tyr Thr Gly Glu Thr Tyr Tyr Ala Pro Ser
    50                  55                  60


Leu Lys Ser Arg Val Thr Ile Ser Val Asp Thr Ser Lys Asn Gln Phe
65                  70                  75                  80


Ser Leu Lys Leu Ser Ser Val Thr Ala Ala Asp Thr Ala Val Tyr Tyr
                85                  90                  95


Cys Ala Arg Leu Arg Tyr Gly Val Gly Val Pro Arg Tyr Phe Asp Pro
            100                 105                 110


Trp Gly Gln Gly Thr Leu Val Thr Val Ser Ser Ala Ser Thr Lys Gly
        115                 120                 125


Pro Ser Val Phe Pro Leu Ala Pro Ser Ser Lys Ser Thr Ser Gly Gly
    130                 135                 140


Thr Ala Ala Leu Gly Cys Leu Val Lys Asp Tyr Phe Pro Glu Pro Val
145                 150                 155                 160


Thr Val Ser Trp Asn Ser Gly Ala Leu Thr Ser Gly Val His Thr Phe
                165                 170                 175


Pro Ala Val Leu Gln Ser Ser Gly Leu Tyr Ser Leu Ser Ser Val Val
            180                 185                 190


Thr Val Pro Ser Ser Ser Leu Gly Thr Gln Thr Tyr Ile Cys Asn Val
        195                 200                 205


Asn His Lys Pro Ser Asn Thr Lys Val Asp Lys Lys Val Glu Pro Lys
    210                 215                 220


Ser Cys Asp Lys Thr His Thr Cys Pro Pro Cys Pro Ala Pro Glu Leu
225                 230                 235                 240
```

```
Leu Gly Gly Pro Ser Val Phe Leu Phe Pro Pro Lys Pro Lys Asp Thr
                245                 250                 255

Tyr Ile Thr Arg Glu Thr Pro Glu Val Thr Cys Val Val Val Asp Val
            260                 265                 270

Ser His Glu Asp Pro Glu Val Lys Phe Asn Trp Tyr Val Asp Gly Val
        275                 280                 285

Glu Val His Asn Ala Lys Thr Lys Pro Arg Glu Glu Gln Tyr Gly Ser
    290                 295                 300

Thr Tyr Arg Val Val Ser Val Leu Thr Val Leu His Gln Asp Trp Leu
305                 310                 315                 320

Asn Gly Lys Glu Tyr Lys Cys Lys Val Ser Asn Lys Ala Leu Pro Ala
                325                 330                 335

Pro Ile Glu Lys Thr Ile Ser Lys Ala Lys Gly Gln Pro Arg Glu Pro
            340                 345                 350

Gln Val Tyr Thr Leu Pro Pro Ser Arg Asp Glu Leu Thr Lys Asn Gln
        355                 360                 365

Val Ser Leu Ser Cys Ala Val Lys Gly Phe Tyr Pro Ser Asp Ile Ala
    370                 375                 380

Val Glu Trp Glu Ser Asn Gly Gln Pro Glu Asn Asn Tyr Lys Thr Thr
385                 390                 395                 400

Pro Pro Val Leu Asp Ser Asp Gly Ser Phe Phe Leu Val Ser Lys Leu
                405                 410                 415

Thr Val Asp Lys Ser Arg Trp Gln Gln Gly Asn Val Phe Ser Cys Ser
            420                 425                 430

Val Met His Glu Ala Leu His Asn His Tyr Thr Gln Lys Ser Leu Ser
        435                 440                 445

Leu Ser Pro Gly
    450


<210>  724
<211>  453
<212>  PRT
<213>  artificial

<220>
<223>  Synthetic polypeptide

<400>  724
```

```
Glu Leu Gln Leu Gln Glu Ser Gly Pro Gly Leu Val Lys Pro Ser Glu
1               5                  10                  15

Thr Leu Ser Leu Thr Cys Thr Val Ser Gly Gly Ser Ile Ser Glu Ser
            20                  25                  30

Ser Tyr Tyr Trp Gly Trp Ile Arg Gln Pro Pro Gly Lys Gly Leu Glu
        35                  40                  45

Trp Ile Gly Ser Ile Tyr Tyr Thr Gly Glu Thr Tyr Tyr Ala Pro Ser
    50                  55                  60

Leu Lys Ser Arg Val Thr Ile Ser Val Asp Thr Ser Lys Asn Gln Phe
65                  70                  75                  80

Ser Leu Lys Leu Ser Ser Val Thr Ala Ala Asp Thr Ala Val Tyr Tyr
                85                  90                  95

Cys Ala Arg Leu Arg Tyr Gly Val Gly Val Pro Arg Tyr Phe Asp Pro
            100                 105                 110

Trp Gly Gln Gly Thr Leu Val Thr Val Ser Ser Ala Ser Thr Lys Gly
        115                 120                 125

Pro Ser Val Phe Pro Leu Ala Pro Ser Ser Lys Ser Thr Ser Gly Gly
    130                 135                 140

Thr Ala Ala Leu Gly Cys Leu Val Lys Asp Tyr Phe Pro Glu Pro Val
145                 150                 155                 160

Thr Val Ser Trp Asn Ser Gly Ala Leu Thr Ser Gly Val His Thr Phe
                165                 170                 175

Pro Ala Val Leu Gln Ser Ser Gly Leu Tyr Ser Leu Ser Ser Val Val
            180                 185                 190

Thr Val Pro Ser Ser Ser Leu Gly Thr Gln Thr Tyr Ile Cys Asn Val
        195                 200                 205

Asn His Lys Pro Ser Asn Thr Lys Val Asp Lys Lys Val Glu Pro Lys
    210                 215                 220

Ser Cys Asp Lys Thr His Thr Cys Pro Pro Cys Pro Ala Pro Glu Leu
225                 230                 235                 240

Leu Gly Gly Pro Ser Val Phe Leu Phe Pro Pro Lys Pro Lys Asp Thr
                245                 250                 255
```

```
Tyr Ile Thr Arg Glu Thr Pro Glu Val Thr Cys Val Val Val Asp Val
            260                 265                 270


Ser His Glu Asp Pro Glu Val Lys Phe Asn Trp Tyr Val Asp Gly Val
        275                 280                 285


Glu Val His Asn Ala Lys Thr Lys Pro Arg Glu Glu Gln Tyr Gly Ser
    290                 295                 300


Thr Tyr Arg Val Val Ser Val Leu Thr Val Leu His Gln Asp Trp Leu
305                 310                 315                 320


Asn Gly Lys Glu Tyr Lys Cys Lys Val Ser Asn Lys Ala Leu Pro Ala
                325                 330                 335


Pro Ile Glu Lys Thr Ile Ser Lys Ala Lys Gly Gln Pro Arg Glu Pro
            340                 345                 350


Gln Val Tyr Thr Leu Pro Pro Ser Arg Asp Glu Leu Thr Lys Asn Gln
        355                 360                 365


Val Ser Leu Ser Cys Ala Val Lys Gly Phe Tyr Pro Ser Asp Ile Ala
    370                 375                 380


Val Glu Trp Glu Ser Asn Gly Gln Pro Glu Asn Asn Tyr Lys Thr Thr
385                 390                 395                 400


Pro Pro Val Leu Asp Ser Asp Gly Ser Phe Phe Leu Val Ser Lys Leu
                405                 410                 415


Thr Val Asp Lys Ser Arg Trp Gln Gln Gly Asn Val Phe Ser Cys Ser
            420                 425                 430


Val Met His Glu Ala Leu His Asn His Tyr Thr Gln Lys Ser Leu Ser
        435                 440                 445


Leu Ser Pro Gly Lys
    450
```

<210> 725
<211> 453
<212> PRT
<213> artificial

<220>
<223> Synthetic polypeptide

<400> 725

```
Glu Leu Gln Leu Gln Glu Ser Gly Pro Gly Leu Val Lys Pro Ser Glu
1               5                   10                  15
```

```
Thr Leu Ser Leu Thr Cys Thr Val Ser Gly Gly Ser Ile Ser Glu Ser
            20                  25                  30

Ser Tyr Tyr Trp Gly Trp Ile Arg Gln Pro Pro Gly Lys Gly Leu Glu
        35                  40                  45

Trp Ile Gly Ser Ile Tyr Tyr Thr Gly Glu Thr Tyr Tyr Ala Pro Ser
    50                  55                  60

Leu Lys Ser Arg Val Thr Ile Ser Val Asp Thr Ser Lys Asn Gln Phe
65                  70                  75                  80

Ser Leu Lys Leu Ser Ser Val Thr Ala Ala Asp Thr Ala Val Tyr Tyr
                85                  90                  95

Cys Ala Arg Val Lys Tyr Gly Val Gly Val Pro Arg Tyr Phe Asp Pro
            100                 105                 110

Trp Gly Gln Gly Thr Leu Val Thr Val Ser Ser Ala Ser Thr Lys Gly
        115                 120                 125

Pro Ser Val Phe Pro Leu Ala Pro Ser Ser Lys Ser Thr Ser Gly Gly
    130                 135                 140

Thr Ala Ala Leu Gly Cys Leu Val Lys Asp Tyr Phe Pro Glu Pro Val
145                 150                 155                 160

Thr Val Ser Trp Asn Ser Gly Ala Leu Thr Ser Gly Val His Thr Phe
                165                 170                 175

Pro Ala Val Leu Gln Ser Ser Gly Leu Tyr Ser Leu Ser Ser Val Val
            180                 185                 190

Thr Val Pro Ser Ser Ser Leu Gly Thr Gln Thr Tyr Ile Cys Asn Val
        195                 200                 205

Asn His Lys Pro Ser Asn Thr Lys Val Asp Lys Lys Val Glu Pro Lys
    210                 215                 220

Ser Cys Asp Lys Thr His Thr Cys Pro Pro Cys Pro Ala Pro Glu Leu
225                 230                 235                 240

Leu Gly Gly Pro Ser Val Phe Leu Phe Pro Pro Lys Pro Lys Asp Thr
                245                 250                 255

Leu Met Ile Ser Arg Thr Pro Glu Val Thr Cys Val Val Val Asp Val
            260                 265                 270
```

```
Ser His Glu Asp Pro Glu Val Lys Phe Asn Trp Tyr Val Asp Gly Val
        275                 280                 285

Glu Val His Asn Ala Lys Thr Lys Pro Arg Glu Glu Gln Tyr Gly Ser
    290                 295                 300

Thr Tyr Arg Val Val Ser Val Leu Thr Val Leu His Gln Asp Trp Leu
305                 310                 315                 320

Asn Gly Lys Glu Tyr Lys Cys Lys Val Ser Asn Lys Ala Leu Pro Ala
                325                 330                 335

Pro Ile Glu Lys Thr Ile Ser Lys Ala Lys Gly Gln Pro Arg Glu Pro
            340                 345                 350

Gln Val Tyr Thr Leu Pro Pro Ser Arg Asp Glu Leu Thr Lys Asn Gln
        355                 360                 365

Val Ser Leu Thr Cys Leu Val Lys Gly Phe Tyr Pro Ser Asp Ile Ala
    370                 375                 380

Val Glu Trp Glu Ser Asn Gly Gln Pro Glu Asn Asn Tyr Lys Thr Thr
385                 390                 395                 400

Pro Pro Val Leu Asp Ser Asp Gly Ser Phe Phe Leu Tyr Ser Lys Leu
                405                 410                 415

Thr Val Asp Lys Ser Arg Trp Gln Gln Gly Asn Val Phe Ser Cys Ser
            420                 425                 430

Val Met His Glu Ala Leu His Asn His Tyr Thr Gln Lys Ser Leu Ser
        435                 440                 445

Leu Ser Pro Gly Lys
    450


<210>  726
<211>  452
<212>  PRT
<213>  artificial

<220>
<223>  Synthetic polypeptide

<400>  726

Glu Leu Gln Leu Gln Glu Ser Gly Pro Gly Leu Val Lys Pro Ser Glu
1               5                   10                  15

Thr Leu Ser Leu Thr Cys Thr Val Ser Gly Gly Ser Ile Ser Glu Ser
            20                  25                  30
```

```
Ser Tyr Tyr Trp Gly Trp Ile Arg Gln Pro Pro Gly Lys Gly Leu Glu
        35                  40                  45

Trp Ile Gly Ser Ile Tyr Tyr Thr Gly Glu Thr Tyr Tyr Ala Pro Ser
    50                  55                  60

Leu Lys Ser Arg Val Thr Ile Ser Val Asp Thr Ser Lys Asn Gln Phe
65                  70                  75                  80

Ser Leu Lys Leu Ser Ser Val Thr Ala Ala Asp Thr Ala Val Tyr Tyr
                85                  90                  95

Cys Ala Arg Val Lys Tyr Gly Val Gly Val Pro Arg Tyr Phe Asp Pro
            100                 105                 110

Trp Gly Gln Gly Thr Leu Val Thr Val Ser Ser Ala Ser Thr Lys Gly
        115                 120                 125

Pro Ser Val Phe Pro Leu Ala Pro Ser Ser Lys Ser Thr Ser Gly Gly
    130                 135                 140

Thr Ala Ala Leu Gly Cys Leu Val Lys Asp Tyr Phe Pro Glu Pro Val
145                 150                 155                 160

Thr Val Ser Trp Asn Ser Gly Ala Leu Thr Ser Gly Val His Thr Phe
                165                 170                 175

Pro Ala Val Leu Gln Ser Ser Gly Leu Tyr Ser Leu Ser Ser Val Val
            180                 185                 190

Thr Val Pro Ser Ser Ser Leu Gly Thr Gln Thr Tyr Ile Cys Asn Val
        195                 200                 205

Asn His Lys Pro Ser Asn Thr Lys Val Asp Lys Lys Val Glu Pro Lys
    210                 215                 220

Ser Cys Asp Lys Thr His Thr Cys Pro Pro Cys Pro Ala Pro Glu Leu
225                 230                 235                 240

Leu Gly Gly Pro Ser Val Phe Leu Phe Pro Pro Lys Pro Lys Asp Thr
                245                 250                 255

Tyr Ile Thr Arg Glu Thr Pro Glu Val Thr Cys Val Val Val Asp Val
            260                 265                 270

Ser His Glu Asp Pro Glu Val Lys Phe Asn Trp Tyr Val Asp Gly Val
        275                 280                 285
```

```
Glu Val His Asn Ala Lys Thr Lys Pro Arg Glu Glu Gln Tyr Gly Ser
    290                 295                 300

Thr Tyr Arg Val Val Ser Val Leu Thr Val Leu His Gln Asp Trp Leu
305                 310                 315                 320

Asn Gly Lys Glu Tyr Lys Cys Lys Val Ser Asn Lys Ala Leu Pro Ala
                325                 330                 335

Pro Ile Glu Lys Thr Ile Ser Lys Ala Lys Gly Gln Pro Arg Glu Pro
            340                 345                 350

Gln Val Tyr Thr Leu Pro Pro Ser Arg Asp Glu Leu Thr Lys Asn Gln
        355                 360                 365

Val Ser Leu Thr Cys Leu Val Lys Gly Phe Tyr Pro Ser Asp Ile Ala
    370                 375                 380

Val Glu Trp Glu Ser Asn Gly Gln Pro Glu Asn Asn Tyr Lys Thr Thr
385                 390                 395                 400

Pro Pro Val Leu Asp Ser Asp Gly Ser Phe Phe Leu Tyr Ser Lys Leu
                405                 410                 415

Thr Val Asp Lys Ser Arg Trp Gln Gln Gly Asn Val Phe Ser Cys Ser
            420                 425                 430

Val Met His Glu Ala Leu His Asn His Tyr Thr Gln Lys Ser Leu Ser
        435                 440                 445

Leu Ser Pro Gly
    450


<210>  727
<211>  453
<212>  PRT
<213>  artificial

<220>
<223>  Synthetic polypeptide

<400>  727

Glu Leu Gln Leu Gln Glu Ser Gly Pro Gly Leu Val Lys Pro Ser Glu
1               5                   10                  15

Thr Leu Ser Leu Thr Cys Thr Val Ser Gly Gly Ser Ile Ser Glu Ser
            20                  25                  30

Ser Tyr Tyr Trp Gly Trp Ile Arg Gln Pro Pro Gly Lys Gly Leu Glu
        35                  40                  45
```

```
Trp Ile Gly Ser Ile Tyr Tyr Thr Gly Glu Thr Tyr Tyr Ala Pro Ser
    50                  55                  60

Leu Lys Ser Arg Val Thr Ile Ser Val Asp Thr Ser Lys Asn Gln Phe
65                  70                  75                  80

Ser Leu Lys Leu Ser Ser Val Thr Ala Ala Asp Thr Ala Val Tyr Tyr
                85                  90                  95

Cys Ala Arg Val Lys Tyr Gly Val Gly Val Pro Arg Tyr Phe Asp Pro
            100                 105                 110

Trp Gly Gln Gly Thr Leu Val Thr Val Ser Ser Ala Ser Thr Lys Gly
        115                 120                 125

Pro Ser Val Phe Pro Leu Ala Pro Ser Ser Lys Ser Thr Ser Gly Gly
    130                 135                 140

Thr Ala Ala Leu Gly Cys Leu Val Lys Asp Tyr Phe Pro Glu Pro Val
145                 150                 155                 160

Thr Val Ser Trp Asn Ser Gly Ala Leu Thr Ser Gly Val His Thr Phe
                165                 170                 175

Pro Ala Val Leu Gln Ser Ser Gly Leu Tyr Ser Leu Ser Ser Val Val
            180                 185                 190

Thr Val Pro Ser Ser Ser Leu Gly Thr Gln Thr Tyr Ile Cys Asn Val
        195                 200                 205

Asn His Lys Pro Ser Asn Thr Lys Val Asp Lys Lys Val Glu Pro Lys
    210                 215                 220

Ser Cys Asp Lys Thr His Thr Cys Pro Pro Cys Pro Ala Pro Glu Leu
225                 230                 235                 240

Leu Gly Gly Pro Ser Val Phe Leu Phe Pro Pro Lys Pro Lys Asp Thr
                245                 250                 255

Tyr Ile Thr Arg Glu Thr Pro Glu Val Thr Cys Val Val Val Asp Val
            260                 265                 270

Ser His Glu Asp Pro Glu Val Lys Phe Asn Trp Tyr Val Asp Gly Val
        275                 280                 285

Glu Val His Asn Ala Lys Thr Lys Pro Arg Glu Glu Gln Tyr Gly Ser
    290                 295                 300
```

```
Thr Tyr Arg Val Val Ser Val Leu Thr Val Leu His Gln Asp Trp Leu
305                 310                 315                 320


Asn Gly Lys Glu Tyr Lys Cys Lys Val Ser Asn Lys Ala Leu Pro Ala
                325                 330                 335


Pro Ile Glu Lys Thr Ile Ser Lys Ala Lys Gly Gln Pro Arg Glu Pro
            340                 345                 350


Gln Val Tyr Thr Leu Pro Pro Ser Arg Asp Glu Leu Thr Lys Asn Gln
        355                 360                 365


Val Ser Leu Thr Cys Leu Val Lys Gly Phe Tyr Pro Ser Asp Ile Ala
    370                 375                 380


Val Glu Trp Glu Ser Asn Gly Gln Pro Glu Asn Asn Tyr Lys Thr Thr
385                 390                 395                 400


Pro Pro Val Leu Asp Ser Asp Gly Ser Phe Phe Leu Tyr Ser Lys Leu
                405                 410                 415


Thr Val Asp Lys Ser Arg Trp Gln Gln Gly Asn Val Phe Ser Cys Ser
            420                 425                 430


Val Met His Glu Ala Leu His Asn His Tyr Thr Gln Lys Ser Leu Ser
        435                 440                 445


Leu Ser Pro Gly Lys
    450


<210>  728
<211>  453
<212>  PRT
<213>  artificial

<220>
<223>  Synthetic polypeptide

<400>  728

Glu Leu Gln Leu Gln Glu Ser Gly Pro Gly Leu Val Lys Pro Ser Glu
1               5                   10                  15


Thr Leu Ser Leu Thr Cys Thr Val Ser Gly Gly Ser Ile Ser Glu Ser
            20                  25                  30


Ser Tyr Tyr Trp Gly Trp Ile Arg Gln Pro Pro Gly Lys Gly Leu Glu
        35                  40                  45


Trp Ile Gly Ser Ile Tyr Tyr Thr Gly Glu Thr Tyr Tyr Ala Pro Ser
    50                  55                  60
```

```
Leu Lys Ser Arg Val Thr Ile Ser Val Asp Thr Ser Lys Asn Gln Phe
65                  70                  75                  80

Ser Leu Lys Leu Ser Ser Val Thr Ala Ala Asp Thr Ala Val Tyr Tyr
                85                  90                  95

Cys Ala Arg Val Lys Tyr Gly Val Gly Val Pro Arg Tyr Phe Asp Pro
            100                 105                 110

Trp Gly Gln Gly Thr Leu Val Thr Val Ser Ser Ala Ser Thr Lys Gly
        115                 120                 125

Pro Ser Val Phe Pro Leu Ala Pro Ser Ser Lys Ser Thr Ser Gly Gly
    130                 135                 140

Thr Ala Ala Leu Gly Cys Leu Val Lys Asp Tyr Phe Pro Glu Pro Val
145                 150                 155                 160

Thr Val Ser Trp Asn Ser Gly Ala Leu Thr Ser Gly Val His Thr Phe
                165                 170                 175

Pro Ala Val Leu Gln Ser Ser Gly Leu Tyr Ser Leu Ser Ser Val Val
            180                 185                 190

Thr Val Pro Ser Ser Ser Leu Gly Thr Gln Thr Tyr Ile Cys Asn Val
        195                 200                 205

Asn His Lys Pro Ser Asn Thr Lys Val Asp Lys Lys Val Glu Pro Lys
    210                 215                 220

Ser Cys Asp Lys Thr His Thr Cys Pro Pro Cys Pro Ala Pro Glu Leu
225                 230                 235                 240

Leu Gly Gly Pro Ser Val Phe Leu Phe Pro Pro Lys Pro Lys Asp Thr
                245                 250                 255

Leu Met Ile Ser Arg Thr Pro Glu Val Thr Cys Val Val Val Asp Val
            260                 265                 270

Ser His Glu Asp Pro Glu Val Lys Phe Asn Trp Tyr Val Asp Gly Val
        275                 280                 285

Glu Val His Asn Ala Lys Thr Lys Pro Arg Glu Glu Gln Tyr Gly Ser
    290                 295                 300

Thr Tyr Arg Val Val Ser Val Leu Thr Val Leu His Gln Asp Trp Leu
305                 310                 315                 320
```

```
Asn Gly Lys Glu Tyr Lys Cys Lys Val Ser Asn Lys Ala Leu Pro Ala
                325                 330                 335

Pro Ile Glu Lys Thr Ile Ser Lys Ala Lys Gly Gln Pro Arg Glu Pro
            340                 345                 350

Gln Val Tyr Thr Leu Pro Pro Ser Arg Asp Glu Leu Thr Lys Asn Gln
        355                 360                 365

Val Ser Leu Trp Cys Leu Val Lys Gly Phe Tyr Pro Ser Asp Ile Ala
    370                 375                 380

Val Glu Trp Glu Ser Asn Gly Gln Pro Glu Asn Asn Tyr Lys Thr Thr
385                 390                 395                 400

Pro Pro Val Leu Asp Ser Asp Gly Ser Phe Phe Leu Tyr Ser Lys Leu
                405                 410                 415

Thr Val Asp Lys Ser Arg Trp Gln Gln Gly Asn Val Phe Ser Cys Ser
            420                 425                 430

Val Met His Glu Ala Leu His Asn His Tyr Thr Gln Lys Ser Leu Ser
        435                 440                 445

Leu Ser Pro Gly Lys
    450
```

<210> 729
<211> 452
<212> PRT
<213> artificial

<220>
<223> Synthetic polypeptide

<400> 729

```
Glu Leu Gln Leu Gln Glu Ser Gly Pro Gly Leu Val Lys Pro Ser Glu
1               5                   10                  15

Thr Leu Ser Leu Thr Cys Thr Val Ser Gly Gly Ser Ile Ser Glu Ser
            20                  25                  30

Ser Tyr Tyr Trp Gly Trp Ile Arg Gln Pro Pro Gly Lys Gly Leu Glu
        35                  40                  45

Trp Ile Gly Ser Ile Tyr Tyr Thr Gly Glu Thr Tyr Tyr Ala Pro Ser
    50                  55                  60

Leu Lys Ser Arg Val Thr Ile Ser Val Asp Thr Ser Lys Asn Gln Phe
65                  70                  75                  80
```

```
Ser Leu Lys Leu Ser Ser Val Thr Ala Ala Asp Thr Ala Val Tyr Tyr
                85                  90                  95

Cys Ala Arg Val Lys Tyr Gly Val Gly Val Pro Arg Tyr Phe Asp Pro
            100                 105                 110

Trp Gly Gln Gly Thr Leu Val Thr Val Ser Ser Ala Ser Thr Lys Gly
        115                 120                 125

Pro Ser Val Phe Pro Leu Ala Pro Ser Ser Lys Ser Thr Ser Gly Gly
    130                 135                 140

Thr Ala Ala Leu Gly Cys Leu Val Lys Asp Tyr Phe Pro Glu Pro Val
145                 150                 155                 160

Thr Val Ser Trp Asn Ser Gly Ala Leu Thr Ser Gly Val His Thr Phe
                165                 170                 175

Pro Ala Val Leu Gln Ser Ser Gly Leu Tyr Ser Leu Ser Ser Val Val
            180                 185                 190

Thr Val Pro Ser Ser Ser Leu Gly Thr Gln Thr Tyr Ile Cys Asn Val
        195                 200                 205

Asn His Lys Pro Ser Asn Thr Lys Val Asp Lys Lys Val Glu Pro Lys
    210                 215                 220

Ser Cys Asp Lys Thr His Thr Cys Pro Pro Cys Pro Ala Pro Glu Leu
225                 230                 235                 240

Leu Gly Gly Pro Ser Val Phe Leu Phe Pro Pro Lys Pro Lys Asp Thr
                245                 250                 255

Tyr Ile Thr Arg Glu Thr Pro Glu Val Thr Cys Val Val Val Asp Val
            260                 265                 270

Ser His Glu Asp Pro Glu Val Lys Phe Asn Trp Tyr Val Asp Gly Val
        275                 280                 285

Glu Val His Asn Ala Lys Thr Lys Pro Arg Glu Glu Gln Tyr Gly Ser
    290                 295                 300

Thr Tyr Arg Val Val Ser Val Leu Thr Val Leu His Gln Asp Trp Leu
305                 310                 315                 320

Asn Gly Lys Glu Tyr Lys Cys Lys Val Ser Asn Lys Ala Leu Pro Ala
                325                 330                 335
```

```
Pro Ile Glu Lys Thr Ile Ser Lys Ala Lys Gly Gln Pro Arg Glu Pro
            340                 345                 350

Gln Val Tyr Thr Leu Pro Pro Ser Arg Asp Glu Leu Thr Lys Asn Gln
        355                 360                 365

Val Ser Leu Trp Cys Leu Val Lys Gly Phe Tyr Pro Ser Asp Ile Ala
    370                 375                 380

Val Glu Trp Glu Ser Asn Gly Gln Pro Glu Asn Asn Tyr Lys Thr Thr
385                 390                 395                 400

Pro Pro Val Leu Asp Ser Asp Gly Ser Phe Phe Leu Tyr Ser Lys Leu
                405                 410                 415

Thr Val Asp Lys Ser Arg Trp Gln Gln Gly Asn Val Phe Ser Cys Ser
            420                 425                 430

Val Met His Glu Ala Leu His Asn His Tyr Thr Gln Lys Ser Leu Ser
        435                 440                 445

Leu Ser Pro Gly
    450
```

<210> 730
<211> 453
<212> PRT
<213> artificial

<220>
<223> Synthetic polypeptide

<400> 730

```
Glu Leu Gln Leu Gln Glu Ser Gly Pro Gly Leu Val Lys Pro Ser Glu
1               5                   10                  15

Thr Leu Ser Leu Thr Cys Thr Val Ser Gly Gly Ser Ile Ser Glu Ser
            20                  25                  30

Ser Tyr Tyr Trp Gly Trp Ile Arg Gln Pro Pro Gly Lys Gly Leu Glu
        35                  40                  45

Trp Ile Gly Ser Ile Tyr Tyr Thr Gly Glu Thr Tyr Tyr Ala Pro Ser
    50                  55                  60

Leu Lys Ser Arg Val Thr Ile Ser Val Asp Thr Ser Lys Asn Gln Phe
65                  70                  75                  80

Ser Leu Lys Leu Ser Ser Val Thr Ala Ala Asp Thr Ala Val Tyr Tyr
                85                  90                  95
```

```
Cys Ala Arg Val Lys Tyr Gly Val Gly Val Pro Arg Tyr Phe Asp Pro
            100                 105                 110

Trp Gly Gln Gly Thr Leu Val Thr Val Ser Ser Ala Ser Thr Lys Gly
        115                 120                 125

Pro Ser Val Phe Pro Leu Ala Pro Ser Ser Lys Ser Thr Ser Gly Gly
    130                 135                 140

Thr Ala Ala Leu Gly Cys Leu Val Lys Asp Tyr Phe Pro Glu Pro Val
145                 150                 155                 160

Thr Val Ser Trp Asn Ser Gly Ala Leu Thr Ser Gly Val His Thr Phe
                165                 170                 175

Pro Ala Val Leu Gln Ser Ser Gly Leu Tyr Ser Leu Ser Ser Val Val
            180                 185                 190

Thr Val Pro Ser Ser Ser Leu Gly Thr Gln Thr Tyr Ile Cys Asn Val
        195                 200                 205

Asn His Lys Pro Ser Asn Thr Lys Val Asp Lys Lys Val Glu Pro Lys
    210                 215                 220

Ser Cys Asp Lys Thr His Thr Cys Pro Pro Cys Pro Ala Pro Glu Leu
225                 230                 235                 240

Leu Gly Gly Pro Ser Val Phe Leu Phe Pro Pro Lys Pro Lys Asp Thr
                245                 250                 255

Tyr Ile Thr Arg Glu Thr Pro Glu Val Thr Cys Val Val Val Asp Val
            260                 265                 270

Ser His Glu Asp Pro Glu Val Lys Phe Asn Trp Tyr Val Asp Gly Val
        275                 280                 285

Glu Val His Asn Ala Lys Thr Lys Pro Arg Glu Glu Gln Tyr Gly Ser
    290                 295                 300

Thr Tyr Arg Val Val Ser Val Leu Thr Val Leu His Gln Asp Trp Leu
305                 310                 315                 320

Asn Gly Lys Glu Tyr Lys Cys Lys Val Ser Asn Lys Ala Leu Pro Ala
                325                 330                 335

Pro Ile Glu Lys Thr Ile Ser Lys Ala Lys Gly Gln Pro Arg Glu Pro
            340                 345                 350
```

```
Gln Val Tyr Thr Leu Pro Pro Ser Arg Asp Glu Leu Thr Lys Asn Gln
        355                 360                 365


Val Ser Leu Trp Cys Leu Val Lys Gly Phe Tyr Pro Ser Asp Ile Ala
    370                 375                 380


Val Glu Trp Glu Ser Asn Gly Gln Pro Glu Asn Asn Tyr Lys Thr Thr
385                 390                 395                 400


Pro Pro Val Leu Asp Ser Asp Gly Ser Phe Phe Leu Tyr Ser Lys Leu
                405                 410                 415


Thr Val Asp Lys Ser Arg Trp Gln Gln Gly Asn Val Phe Ser Cys Ser
            420                 425                 430


Val Met His Glu Ala Leu His Asn His Tyr Thr Gln Lys Ser Leu Ser
        435                 440                 445


Leu Ser Pro Gly Lys
    450


<210>  731
<211>  453
<212>  PRT
<213>  artificial

<220>
<223>  Synthetic polypeptide

<400>  731

Glu Leu Gln Leu Gln Glu Ser Gly Pro Gly Leu Val Lys Pro Ser Glu
1               5                   10                  15


Thr Leu Ser Leu Thr Cys Thr Val Ser Gly Gly Ser Ile Ser Glu Ser
            20                  25                  30


Ser Tyr Tyr Trp Gly Trp Ile Arg Gln Pro Pro Gly Lys Gly Leu Glu
        35                  40                  45


Trp Ile Gly Ser Ile Tyr Tyr Thr Gly Glu Thr Tyr Tyr Ala Pro Ser
    50                  55                  60


Leu Lys Ser Arg Val Thr Ile Ser Val Asp Thr Ser Lys Asn Gln Phe
65                  70                  75                  80


Ser Leu Lys Leu Ser Ser Val Thr Ala Ala Asp Thr Ala Val Tyr Tyr
                85                  90                  95


Cys Ala Arg Val Lys Tyr Gly Val Gly Val Pro Arg Tyr Phe Asp Pro
            100                 105                 110
```

```
Trp Gly Gln Gly Thr Leu Val Thr Val Ser Ser Ala Ser Thr Lys Gly
        115                 120                 125

Pro Ser Val Phe Pro Leu Ala Pro Ser Ser Lys Ser Thr Ser Gly Gly
    130                 135                 140

Thr Ala Ala Leu Gly Cys Leu Val Lys Asp Tyr Phe Pro Glu Pro Val
145                 150                 155                 160

Thr Val Ser Trp Asn Ser Gly Ala Leu Thr Ser Gly Val His Thr Phe
                165                 170                 175

Pro Ala Val Leu Gln Ser Ser Gly Leu Tyr Ser Leu Ser Ser Val Val
            180                 185                 190

Thr Val Pro Ser Ser Ser Leu Gly Thr Gln Thr Tyr Ile Cys Asn Val
        195                 200                 205

Asn His Lys Pro Ser Asn Thr Lys Val Asp Lys Lys Val Glu Pro Lys
    210                 215                 220

Ser Cys Asp Lys Thr His Thr Cys Pro Pro Cys Pro Ala Pro Glu Leu
225                 230                 235                 240

Leu Gly Gly Pro Ser Val Phe Leu Phe Pro Pro Lys Pro Lys Asp Thr
                245                 250                 255

Leu Met Ile Ser Arg Thr Pro Glu Val Thr Cys Val Val Val Asp Val
            260                 265                 270

Ser His Glu Asp Pro Glu Val Lys Phe Asn Trp Tyr Val Asp Gly Val
        275                 280                 285

Glu Val His Asn Ala Lys Thr Lys Pro Arg Glu Glu Gln Tyr Gly Ser
    290                 295                 300

Thr Tyr Arg Val Val Ser Val Leu Thr Val Leu His Gln Asp Trp Leu
305                 310                 315                 320

Asn Gly Lys Glu Tyr Lys Cys Lys Val Ser Asn Lys Ala Leu Pro Ala
                325                 330                 335

Pro Ile Glu Lys Thr Ile Ser Lys Ala Lys Gly Gln Pro Arg Glu Pro
            340                 345                 350

Gln Val Tyr Thr Leu Pro Pro Ser Arg Asp Glu Leu Thr Lys Asn Gln
        355                 360                 365
```

```
Val Ser Leu Ser Cys Ala Val Lys Gly Phe Tyr Pro Ser Asp Ile Ala
    370                 375                 380

Val Glu Trp Glu Ser Asn Gly Gln Pro Glu Asn Asn Tyr Lys Thr Thr
385                 390                 395                 400

Pro Pro Val Leu Asp Ser Asp Gly Ser Phe Phe Leu Val Ser Lys Leu
                405                 410                 415

Thr Val Asp Lys Ser Arg Trp Gln Gln Gly Asn Val Phe Ser Cys Ser
            420                 425                 430

Val Met His Glu Ala Leu His Asn His Tyr Thr Gln Lys Ser Leu Ser
        435                 440                 445

Leu Ser Pro Gly Lys
    450
```

<210> 732
<211> 452
<212> PRT
<213> artificial

<220>
<223> Synthetic polypeptide

<400> 732

```
Glu Leu Gln Leu Gln Glu Ser Gly Pro Gly Leu Val Lys Pro Ser Glu
1               5                   10                  15

Thr Leu Ser Leu Thr Cys Thr Val Ser Gly Gly Ser Ile Ser Glu Ser
            20                  25                  30

Ser Tyr Tyr Trp Gly Trp Ile Arg Gln Pro Pro Gly Lys Gly Leu Glu
        35                  40                  45

Trp Ile Gly Ser Ile Tyr Tyr Thr Gly Glu Thr Tyr Tyr Ala Pro Ser
    50                  55                  60

Leu Lys Ser Arg Val Thr Ile Ser Val Asp Thr Ser Lys Asn Gln Phe
65                  70                  75                  80

Ser Leu Lys Leu Ser Ser Val Thr Ala Ala Asp Thr Ala Val Tyr Tyr
                85                  90                  95

Cys Ala Arg Val Lys Tyr Gly Val Gly Val Pro Arg Tyr Phe Asp Pro
            100                 105                 110

Trp Gly Gln Gly Thr Leu Val Thr Val Ser Ser Ala Ser Thr Lys Gly
        115                 120                 125
```

```
Pro Ser Val Phe Pro Leu Ala Pro Ser Ser Lys Ser Thr Ser Gly Gly
    130                 135                 140

Thr Ala Ala Leu Gly Cys Leu Val Lys Asp Tyr Phe Pro Glu Pro Val
145                 150                 155                 160

Thr Val Ser Trp Asn Ser Gly Ala Leu Thr Ser Gly Val His Thr Phe
                165                 170                 175

Pro Ala Val Leu Gln Ser Ser Gly Leu Tyr Ser Leu Ser Ser Val Val
            180                 185                 190

Thr Val Pro Ser Ser Ser Leu Gly Thr Gln Thr Tyr Ile Cys Asn Val
        195                 200                 205

Asn His Lys Pro Ser Asn Thr Lys Val Asp Lys Lys Val Glu Pro Lys
    210                 215                 220

Ser Cys Asp Lys Thr His Thr Cys Pro Pro Cys Pro Ala Pro Glu Leu
225                 230                 235                 240

Leu Gly Gly Pro Ser Val Phe Leu Phe Pro Pro Lys Pro Lys Asp Thr
                245                 250                 255

Tyr Ile Thr Arg Glu Thr Pro Glu Val Thr Cys Val Val Val Asp Val
            260                 265                 270

Ser His Glu Asp Pro Glu Val Lys Phe Asn Trp Tyr Val Asp Gly Val
        275                 280                 285

Glu Val His Asn Ala Lys Thr Lys Pro Arg Glu Glu Gln Tyr Gly Ser
    290                 295                 300

Thr Tyr Arg Val Val Ser Val Leu Thr Val Leu His Gln Asp Trp Leu
305                 310                 315                 320

Asn Gly Lys Glu Tyr Lys Cys Lys Val Ser Asn Lys Ala Leu Pro Ala
                325                 330                 335

Pro Ile Glu Lys Thr Ile Ser Lys Ala Lys Gly Gln Pro Arg Glu Pro
            340                 345                 350

Gln Val Tyr Thr Leu Pro Pro Ser Arg Asp Glu Leu Thr Lys Asn Gln
        355                 360                 365

Val Ser Leu Ser Cys Ala Val Lys Gly Phe Tyr Pro Ser Asp Ile Ala
    370                 375                 380
```

```
Val Glu Trp Glu Ser Asn Gly Gln Pro Glu Asn Asn Tyr Lys Thr Thr
385                 390                 395                 400


Pro Pro Val Leu Asp Ser Asp Gly Ser Phe Phe Leu Val Ser Lys Leu
                405                 410                 415


Thr Val Asp Lys Ser Arg Trp Gln Gln Gly Asn Val Phe Ser Cys Ser
            420                 425                 430


Val Met His Glu Ala Leu His Asn His Tyr Thr Gln Lys Ser Leu Ser
        435                 440                 445


Leu Ser Pro Gly
    450


<210>  733
<211>  453
<212>  PRT
<213>  artificial

<220>
<223>  Synthetic polypeptide

<400>  733

Glu Leu Gln Leu Gln Glu Ser Gly Pro Gly Leu Val Lys Pro Ser Glu
1               5                   10                  15


Thr Leu Ser Leu Thr Cys Thr Val Ser Gly Gly Ser Ile Ser Glu Ser
            20                  25                  30


Ser Tyr Tyr Trp Gly Trp Ile Arg Gln Pro Pro Gly Lys Gly Leu Glu
        35                  40                  45


Trp Ile Gly Ser Ile Tyr Tyr Thr Gly Glu Thr Tyr Tyr Ala Pro Ser
    50                  55                  60


Leu Lys Ser Arg Val Thr Ile Ser Val Asp Thr Ser Lys Asn Gln Phe
65                  70                  75                  80


Ser Leu Lys Leu Ser Ser Val Thr Ala Ala Asp Thr Ala Val Tyr Tyr
                85                  90                  95


Cys Ala Arg Val Lys Tyr Gly Val Gly Val Pro Arg Tyr Phe Asp Pro
            100                 105                 110


Trp Gly Gln Gly Thr Leu Val Thr Val Ser Ser Ala Ser Thr Lys Gly
        115                 120                 125


Pro Ser Val Phe Pro Leu Ala Pro Ser Ser Lys Ser Thr Ser Gly Gly
    130                 135                 140
```

```
Thr Ala Ala Leu Gly Cys Leu Val Lys Asp Tyr Phe Pro Glu Pro Val
145                 150                 155                 160

Thr Val Ser Trp Asn Ser Gly Ala Leu Thr Ser Gly Val His Thr Phe
                165                 170                 175

Pro Ala Val Leu Gln Ser Ser Gly Leu Tyr Ser Leu Ser Ser Val Val
            180                 185                 190

Thr Val Pro Ser Ser Ser Leu Gly Thr Gln Thr Tyr Ile Cys Asn Val
        195                 200                 205

Asn His Lys Pro Ser Asn Thr Lys Val Asp Lys Lys Val Glu Pro Lys
    210                 215                 220

Ser Cys Asp Lys Thr His Thr Cys Pro Pro Cys Pro Ala Pro Glu Leu
225                 230                 235                 240

Leu Gly Gly Pro Ser Val Phe Leu Phe Pro Pro Lys Pro Lys Asp Thr
                245                 250                 255

Tyr Ile Thr Arg Glu Thr Pro Glu Val Thr Cys Val Val Val Asp Val
            260                 265                 270

Ser His Glu Asp Pro Glu Val Lys Phe Asn Trp Tyr Val Asp Gly Val
        275                 280                 285

Glu Val His Asn Ala Lys Thr Lys Pro Arg Glu Glu Gln Tyr Gly Ser
    290                 295                 300

Thr Tyr Arg Val Val Ser Val Leu Thr Val Leu His Gln Asp Trp Leu
305                 310                 315                 320

Asn Gly Lys Glu Tyr Lys Cys Lys Val Ser Asn Lys Ala Leu Pro Ala
                325                 330                 335

Pro Ile Glu Lys Thr Ile Ser Lys Ala Lys Gly Gln Pro Arg Glu Pro
            340                 345                 350

Gln Val Tyr Thr Leu Pro Pro Ser Arg Asp Glu Leu Thr Lys Asn Gln
        355                 360                 365

Val Ser Leu Ser Cys Ala Val Lys Gly Phe Tyr Pro Ser Asp Ile Ala
    370                 375                 380

Val Glu Trp Glu Ser Asn Gly Gln Pro Glu Asn Asn Tyr Lys Thr Thr
385                 390                 395                 400
```

```
Pro Pro Val Leu Asp Ser Asp Gly Ser Phe Phe Leu Val Ser Lys Leu
                405                 410                 415


Thr Val Asp Lys Ser Arg Trp Gln Gln Gly Asn Val Phe Ser Cys Ser
            420                 425                 430


Val Met His Glu Ala Leu His Asn His Tyr Thr Gln Lys Ser Leu Ser
        435                 440                 445


Leu Ser Pro Gly Lys
    450


<210>  734
<211>  453
<212>  PRT
<213>  artificial

<220>
<223>  Synthetic polypeptide

<400>  734

Gln Leu Gln Leu Gln Glu Ser Gly Pro Gly Leu Val Lys Pro Ser Glu
1               5                   10                  15


Thr Leu Ser Leu Thr Cys Thr Val Ser Gly Gly Ser Ile Ser Thr Ser
            20                  25                  30


Ser Tyr Tyr Trp Gly Trp Ile Arg Gln Pro Pro Gly Lys Gly Leu Glu
        35                  40                  45


Trp Ile Gly Ser Ile Tyr Tyr Thr Gly Asn Thr Tyr Tyr Asn Pro Ser
    50                  55                  60


Leu Lys Ser Arg Val Thr Ile Ser Val Asp Thr Ser Lys Asn Gln Phe
65                  70                  75                  80


Ser Leu Lys Leu Ser Ser Val Thr Ala Ala Asp Thr Ala Val Tyr Tyr
                85                  90                  95


Cys Ala Arg Val Arg Tyr Gly Val Gly Val Pro Arg Tyr Phe Asp Pro
            100                 105                 110


Trp Gly Gln Gly Thr Leu Val Thr Val Ser Ser Ala Ser Thr Lys Gly
        115                 120                 125


Pro Ser Val Phe Pro Leu Ala Pro Ser Ser Lys Ser Thr Ser Gly Gly
    130                 135                 140


Thr Ala Ala Leu Gly Cys Leu Val Lys Asp Tyr Phe Pro Glu Pro Val
145                 150                 155                 160
```

```
Thr Val Ser Trp Asn Ser Gly Ala Leu Thr Ser Gly Val His Thr Phe
                165                 170                 175

Pro Ala Val Leu Gln Ser Ser Gly Leu Tyr Ser Leu Ser Ser Val Val
            180                 185                 190

Thr Val Pro Ser Ser Ser Leu Gly Thr Gln Thr Tyr Ile Cys Asn Val
        195                 200                 205

Asn His Lys Pro Ser Asn Thr Lys Val Asp Lys Lys Val Glu Pro Lys
    210                 215                 220

Ser Cys Asp Lys Thr His Thr Cys Pro Pro Cys Pro Ala Pro Glu Leu
225                 230                 235                 240

Leu Gly Gly Pro Ser Val Phe Leu Phe Pro Pro Lys Pro Lys Asp Thr
                245                 250                 255

Leu Met Ile Ser Arg Thr Pro Glu Val Thr Cys Val Val Val Asp Val
            260                 265                 270

Ser His Glu Asp Pro Glu Val Lys Phe Asn Trp Tyr Val Asp Gly Val
        275                 280                 285

Glu Val His Asn Ala Lys Thr Lys Pro Arg Glu Glu Gln Tyr Gly Ser
    290                 295                 300

Thr Tyr Arg Val Val Ser Val Leu Thr Val Leu His Gln Asp Trp Leu
305                 310                 315                 320

Asn Gly Lys Glu Tyr Lys Cys Lys Val Ser Asn Lys Ala Leu Pro Ala
                325                 330                 335

Pro Ile Glu Lys Thr Ile Ser Lys Ala Lys Gly Gln Pro Arg Glu Pro
            340                 345                 350

Gln Val Tyr Thr Leu Pro Pro Ser Arg Asp Glu Leu Thr Lys Asn Gln
        355                 360                 365

Val Ser Leu Thr Cys Leu Val Lys Gly Phe Tyr Pro Ser Asp Ile Ala
    370                 375                 380

Val Glu Trp Glu Ser Asn Gly Gln Pro Glu Asn Asn Tyr Lys Thr Thr
385                 390                 395                 400

Pro Pro Val Leu Asp Ser Asp Gly Ser Phe Phe Leu Tyr Ser Lys Leu
                405                 410                 415
```

```
Thr Val Asp Lys Ser Arg Trp Gln Gln Gly Asn Val Phe Ser Cys Ser
            420                 425                 430


Val Met His Glu Ala Leu His Asn His Tyr Thr Gln Lys Ser Leu Ser
        435                 440                 445


Leu Ser Pro Gly Lys
    450
```

<210> 735
<211> 452
<212> PRT
<213> artificial

<220>
<223> Synthetic polypeptide

<400> 735

```
Gln Leu Gln Leu Gln Glu Ser Gly Pro Gly Leu Val Lys Pro Ser Glu
1               5                   10                  15


Thr Leu Ser Leu Thr Cys Thr Val Ser Gly Gly Ser Ile Ser Thr Ser
            20                  25                  30


Ser Tyr Tyr Trp Gly Trp Ile Arg Gln Pro Pro Gly Lys Gly Leu Glu
        35                  40                  45


Trp Ile Gly Ser Ile Tyr Tyr Thr Gly Asn Thr Tyr Tyr Asn Pro Ser
    50                  55                  60


Leu Lys Ser Arg Val Thr Ile Ser Val Asp Thr Ser Lys Asn Gln Phe
65                  70                  75                  80


Ser Leu Lys Leu Ser Ser Val Thr Ala Ala Asp Thr Ala Val Tyr Tyr
                85                  90                  95


Cys Ala Arg Val Arg Tyr Gly Val Gly Val Pro Arg Tyr Phe Asp Pro
            100                 105                 110


Trp Gly Gln Gly Thr Leu Val Thr Val Ser Ser Ala Ser Thr Lys Gly
        115                 120                 125


Pro Ser Val Phe Pro Leu Ala Pro Ser Ser Lys Ser Thr Ser Gly Gly
    130                 135                 140


Thr Ala Ala Leu Gly Cys Leu Val Lys Asp Tyr Phe Pro Glu Pro Val
145                 150                 155                 160


Thr Val Ser Trp Asn Ser Gly Ala Leu Thr Ser Gly Val His Thr Phe
                165                 170                 175
```

```
Pro Ala Val Leu Gln Ser Ser Gly Leu Tyr Ser Leu Ser Ser Val Val
            180                 185                 190

Thr Val Pro Ser Ser Ser Leu Gly Thr Gln Thr Tyr Ile Cys Asn Val
        195                 200                 205

Asn His Lys Pro Ser Asn Thr Lys Val Asp Lys Lys Val Glu Pro Lys
    210                 215                 220

Ser Cys Asp Lys Thr His Thr Cys Pro Pro Cys Pro Ala Pro Glu Leu
225                 230                 235                 240

Leu Gly Gly Pro Ser Val Phe Leu Phe Pro Pro Lys Pro Lys Asp Thr
                245                 250                 255

Tyr Ile Thr Arg Glu Thr Pro Glu Val Thr Cys Val Val Val Asp Val
            260                 265                 270

Ser His Glu Asp Pro Glu Val Lys Phe Asn Trp Tyr Val Asp Gly Val
        275                 280                 285

Glu Val His Asn Ala Lys Thr Lys Pro Arg Glu Glu Gln Tyr Gly Ser
    290                 295                 300

Thr Tyr Arg Val Val Ser Val Leu Thr Val Leu His Gln Asp Trp Leu
305                 310                 315                 320

Asn Gly Lys Glu Tyr Lys Cys Lys Val Ser Asn Lys Ala Leu Pro Ala
                325                 330                 335

Pro Ile Glu Lys Thr Ile Ser Lys Ala Lys Gly Gln Pro Arg Glu Pro
            340                 345                 350

Gln Val Tyr Thr Leu Pro Pro Ser Arg Asp Glu Leu Thr Lys Asn Gln
        355                 360                 365

Val Ser Leu Thr Cys Leu Val Lys Gly Phe Tyr Pro Ser Asp Ile Ala
    370                 375                 380

Val Glu Trp Glu Ser Asn Gly Gln Pro Glu Asn Asn Tyr Lys Thr Thr
385                 390                 395                 400

Pro Pro Val Leu Asp Ser Asp Gly Ser Phe Phe Leu Tyr Ser Lys Leu
                405                 410                 415

Thr Val Asp Lys Ser Arg Trp Gln Gln Gly Asn Val Phe Ser Cys Ser
            420                 425                 430
```

```
Val Met His Glu Ala Leu His Asn His Tyr Thr Gln Lys Ser Leu Ser
        435                 440                 445


Leu Ser Pro Gly
    450


<210>  736
<211>  453
<212>  PRT
<213>  artificial

<220>
<223>  Synthetic polypeptide

<400>  736

Gln Leu Gln Leu Gln Glu Ser Gly Pro Gly Leu Val Lys Pro Ser Glu
1               5                   10                  15


Thr Leu Ser Leu Thr Cys Thr Val Ser Gly Gly Ser Ile Ser Thr Ser
            20                  25                  30


Ser Tyr Tyr Trp Gly Trp Ile Arg Gln Pro Pro Gly Lys Gly Leu Glu
        35                  40                  45


Trp Ile Gly Ser Ile Tyr Tyr Thr Gly Asn Thr Tyr Tyr Asn Pro Ser
    50                  55                  60


Leu Lys Ser Arg Val Thr Ile Ser Val Asp Thr Ser Lys Asn Gln Phe
65                  70                  75                  80


Ser Leu Lys Leu Ser Ser Val Thr Ala Ala Asp Thr Ala Val Tyr Tyr
                85                  90                  95


Cys Ala Arg Val Arg Tyr Gly Val Gly Val Pro Arg Tyr Phe Asp Pro
            100                 105                 110


Trp Gly Gln Gly Thr Leu Val Thr Val Ser Ser Ala Ser Thr Lys Gly
        115                 120                 125


Pro Ser Val Phe Pro Leu Ala Pro Ser Ser Lys Ser Thr Ser Gly Gly
    130                 135                 140


Thr Ala Ala Leu Gly Cys Leu Val Lys Asp Tyr Phe Pro Glu Pro Val
145                 150                 155                 160


Thr Val Ser Trp Asn Ser Gly Ala Leu Thr Ser Gly Val His Thr Phe
                165                 170                 175


Pro Ala Val Leu Gln Ser Ser Gly Leu Tyr Ser Leu Ser Ser Val Val
            180                 185                 190
```

```
Thr Val Pro Ser Ser Ser Leu Gly Thr Gln Thr Tyr Ile Cys Asn Val
        195                 200                 205

Asn His Lys Pro Ser Asn Thr Lys Val Asp Lys Lys Val Glu Pro Lys
    210                 215                 220

Ser Cys Asp Lys Thr His Thr Cys Pro Pro Cys Pro Ala Pro Glu Leu
225                 230                 235                 240

Leu Gly Gly Pro Ser Val Phe Leu Phe Pro Pro Lys Pro Lys Asp Thr
                245                 250                 255

Tyr Ile Thr Arg Glu Thr Pro Glu Val Thr Cys Val Val Val Asp Val
            260                 265                 270

Ser His Glu Asp Pro Glu Val Lys Phe Asn Trp Tyr Val Asp Gly Val
        275                 280                 285

Glu Val His Asn Ala Lys Thr Lys Pro Arg Glu Glu Gln Tyr Gly Ser
    290                 295                 300

Thr Tyr Arg Val Val Ser Val Leu Thr Val Leu His Gln Asp Trp Leu
305                 310                 315                 320

Asn Gly Lys Glu Tyr Lys Cys Lys Val Ser Asn Lys Ala Leu Pro Ala
                325                 330                 335

Pro Ile Glu Lys Thr Ile Ser Lys Ala Lys Gly Gln Pro Arg Glu Pro
            340                 345                 350

Gln Val Tyr Thr Leu Pro Pro Ser Arg Asp Glu Leu Thr Lys Asn Gln
        355                 360                 365

Val Ser Leu Thr Cys Leu Val Lys Gly Phe Tyr Pro Ser Asp Ile Ala
    370                 375                 380

Val Glu Trp Glu Ser Asn Gly Gln Pro Glu Asn Asn Tyr Lys Thr Thr
385                 390                 395                 400

Pro Pro Val Leu Asp Ser Asp Gly Ser Phe Phe Leu Tyr Ser Lys Leu
                405                 410                 415

Thr Val Asp Lys Ser Arg Trp Gln Gln Gly Asn Val Phe Ser Cys Ser
            420                 425                 430

Val Met His Glu Ala Leu His Asn His Tyr Thr Gln Lys Ser Leu Ser
        435                 440                 445
```

Leu Ser Pro Gly Lys
450

<210> 737
<211> 453
<212> PRT
<213> artificial

<220>
<223> Synthetic polypeptide

<400> 737

Gln Leu Gln Leu Gln Glu Ser Gly Pro Gly Leu Val Lys Pro Ser Glu
1 5 10 15

Thr Leu Ser Leu Thr Cys Thr Val Ser Gly Gly Ser Ile Ser Thr Ser
20 25 30

Ser Tyr Tyr Trp Gly Trp Ile Arg Gln Pro Pro Gly Lys Gly Leu Glu
35 40 45

Trp Ile Gly Ser Ile Tyr Tyr Thr Gly Asn Thr Tyr Tyr Asn Pro Ser
50 55 60

Leu Lys Ser Arg Val Thr Ile Ser Val Asp Thr Ser Lys Asn Gln Phe
65 70 75 80

Ser Leu Lys Leu Ser Ser Val Thr Ala Ala Asp Thr Ala Val Tyr Tyr
85 90 95

Cys Ala Arg Val Arg Tyr Gly Val Gly Val Pro Arg Tyr Phe Asp Pro
100 105 110

Trp Gly Gln Gly Thr Leu Val Thr Val Ser Ser Ala Ser Thr Lys Gly
115 120 125

Pro Ser Val Phe Pro Leu Ala Pro Ser Ser Lys Ser Thr Ser Gly Gly
130 135 140

Thr Ala Ala Leu Gly Cys Leu Val Lys Asp Tyr Phe Pro Glu Pro Val
145 150 155 160

Thr Val Ser Trp Asn Ser Gly Ala Leu Thr Ser Gly Val His Thr Phe
165 170 175

Pro Ala Val Leu Gln Ser Ser Gly Leu Tyr Ser Leu Ser Ser Val Val
180 185 190

Thr Val Pro Ser Ser Ser Leu Gly Thr Gln Thr Tyr Ile Cys Asn Val
195 200 205

```
Asn His Lys Pro Ser Asn Thr Lys Val Asp Lys Lys Val Glu Pro Lys
    210                 215                 220

Ser Cys Asp Lys Thr His Thr Cys Pro Pro Cys Pro Ala Pro Glu Leu
225                 230                 235                 240

Leu Gly Gly Pro Ser Val Phe Leu Phe Pro Pro Lys Pro Lys Asp Thr
                245                 250                 255

Leu Met Ile Ser Arg Thr Pro Glu Val Thr Cys Val Val Val Asp Val
            260                 265                 270

Ser His Glu Asp Pro Glu Val Lys Phe Asn Trp Tyr Val Asp Gly Val
        275                 280                 285

Glu Val His Asn Ala Lys Thr Lys Pro Arg Glu Glu Gln Tyr Gly Ser
    290                 295                 300

Thr Tyr Arg Val Val Ser Val Leu Thr Val Leu His Gln Asp Trp Leu
305                 310                 315                 320

Asn Gly Lys Glu Tyr Lys Cys Lys Val Ser Asn Lys Ala Leu Pro Ala
                325                 330                 335

Pro Ile Glu Lys Thr Ile Ser Lys Ala Lys Gly Gln Pro Arg Glu Pro
            340                 345                 350

Gln Val Tyr Thr Leu Pro Pro Ser Arg Asp Glu Leu Thr Lys Asn Gln
        355                 360                 365

Val Ser Leu Trp Cys Leu Val Lys Gly Phe Tyr Pro Ser Asp Ile Ala
    370                 375                 380

Val Glu Trp Glu Ser Asn Gly Gln Pro Glu Asn Asn Tyr Lys Thr Thr
385                 390                 395                 400

Pro Pro Val Leu Asp Ser Asp Gly Ser Phe Phe Leu Tyr Ser Lys Leu
                405                 410                 415

Thr Val Asp Lys Ser Arg Trp Gln Gln Gly Asn Val Phe Ser Cys Ser
            420                 425                 430

Val Met His Glu Ala Leu His Asn His Tyr Thr Gln Lys Ser Leu Ser
        435                 440                 445

Leu Ser Pro Gly Lys
    450
```

<210> 738
<211> 452
<212> PRT
<213> artificial

<220>
<223> Synthetic polypeptide

<400> 738

```
Gln Leu Gln Leu Gln Glu Ser Gly Pro Gly Leu Val Lys Pro Ser Glu
1               5                   10                  15


Thr Leu Ser Leu Thr Cys Thr Val Ser Gly Gly Ser Ile Ser Thr Ser
            20                  25                  30


Ser Tyr Tyr Trp Gly Trp Ile Arg Gln Pro Pro Gly Lys Gly Leu Glu
        35                  40                  45


Trp Ile Gly Ser Ile Tyr Tyr Thr Gly Asn Thr Tyr Tyr Asn Pro Ser
    50                  55                  60


Leu Lys Ser Arg Val Thr Ile Ser Val Asp Thr Ser Lys Asn Gln Phe
65                  70                  75                  80


Ser Leu Lys Leu Ser Ser Val Thr Ala Ala Asp Thr Ala Val Tyr Tyr
                85                  90                  95


Cys Ala Arg Val Arg Tyr Gly Val Gly Val Pro Arg Tyr Phe Asp Pro
            100                 105                 110


Trp Gly Gln Gly Thr Leu Val Thr Val Ser Ser Ala Ser Thr Lys Gly
        115                 120                 125


Pro Ser Val Phe Pro Leu Ala Pro Ser Ser Lys Ser Thr Ser Gly Gly
    130                 135                 140


Thr Ala Ala Leu Gly Cys Leu Val Lys Asp Tyr Phe Pro Glu Pro Val
145                 150                 155                 160


Thr Val Ser Trp Asn Ser Gly Ala Leu Thr Ser Gly Val His Thr Phe
                165                 170                 175


Pro Ala Val Leu Gln Ser Ser Gly Leu Tyr Ser Leu Ser Ser Val Val
            180                 185                 190


Thr Val Pro Ser Ser Ser Leu Gly Thr Gln Thr Tyr Ile Cys Asn Val
        195                 200                 205


Asn His Lys Pro Ser Asn Thr Lys Val Asp Lys Lys Val Glu Pro Lys
    210                 215                 220
```

```
Ser Cys Asp Lys Thr His Thr Cys Pro Pro Cys Pro Ala Pro Glu Leu
225                 230                 235                 240

Leu Gly Gly Pro Ser Val Phe Leu Phe Pro Pro Lys Pro Lys Asp Thr
                245                 250                 255

Tyr Ile Thr Arg Glu Thr Pro Glu Val Thr Cys Val Val Val Asp Val
            260                 265                 270

Ser His Glu Asp Pro Glu Val Lys Phe Asn Trp Tyr Val Asp Gly Val
        275                 280                 285

Glu Val His Asn Ala Lys Thr Lys Pro Arg Glu Glu Gln Tyr Gly Ser
    290                 295                 300

Thr Tyr Arg Val Val Ser Val Leu Thr Val Leu His Gln Asp Trp Leu
305                 310                 315                 320

Asn Gly Lys Glu Tyr Lys Cys Lys Val Ser Asn Lys Ala Leu Pro Ala
                325                 330                 335

Pro Ile Glu Lys Thr Ile Ser Lys Ala Lys Gly Gln Pro Arg Glu Pro
            340                 345                 350

Gln Val Tyr Thr Leu Pro Pro Ser Arg Asp Glu Leu Thr Lys Asn Gln
        355                 360                 365

Val Ser Leu Trp Cys Leu Val Lys Gly Phe Tyr Pro Ser Asp Ile Ala
    370                 375                 380

Val Glu Trp Glu Ser Asn Gly Gln Pro Glu Asn Asn Tyr Lys Thr Thr
385                 390                 395                 400

Pro Pro Val Leu Asp Ser Asp Gly Ser Phe Phe Leu Tyr Ser Lys Leu
                405                 410                 415

Thr Val Asp Lys Ser Arg Trp Gln Gln Gly Asn Val Phe Ser Cys Ser
            420                 425                 430

Val Met His Glu Ala Leu His Asn His Tyr Thr Gln Lys Ser Leu Ser
        435                 440                 445

Leu Ser Pro Gly
    450
```

<210> 739
<211> 453
<212> PRT
<213> artificial

<220>
<223> Synthetic polypeptide

<400> 739

Gln Leu Gln Leu Gln Glu Ser Gly Pro Gly Leu Val Lys Pro Ser Glu
1   5   10   15

Thr Leu Ser Leu Thr Cys Thr Val Ser Gly Gly Ser Ile Ser Thr Ser
            20   25   30

Ser Tyr Tyr Trp Gly Trp Ile Arg Gln Pro Pro Gly Lys Gly Leu Glu
        35   40   45

Trp Ile Gly Ser Ile Tyr Tyr Thr Gly Asn Thr Tyr Tyr Asn Pro Ser
    50   55   60

Leu Lys Ser Arg Val Thr Ile Ser Val Asp Thr Ser Lys Asn Gln Phe
65   70   75   80

Ser Leu Lys Leu Ser Ser Val Thr Ala Ala Asp Thr Ala Val Tyr Tyr
                85   90   95

Cys Ala Arg Val Arg Tyr Gly Val Gly Val Pro Arg Tyr Phe Asp Pro
            100   105   110

Trp Gly Gln Gly Thr Leu Val Thr Val Ser Ser Ala Ser Thr Lys Gly
        115   120   125

Pro Ser Val Phe Pro Leu Ala Pro Ser Ser Lys Ser Thr Ser Gly Gly
    130   135   140

Thr Ala Ala Leu Gly Cys Leu Val Lys Asp Tyr Phe Pro Glu Pro Val
145   150   155   160

Thr Val Ser Trp Asn Ser Gly Ala Leu Thr Ser Gly Val His Thr Phe
                165   170   175

Pro Ala Val Leu Gln Ser Ser Gly Leu Tyr Ser Leu Ser Ser Val Val
            180   185   190

Thr Val Pro Ser Ser Ser Leu Gly Thr Gln Thr Tyr Ile Cys Asn Val
        195   200   205

Asn His Lys Pro Ser Asn Thr Lys Val Asp Lys Lys Val Glu Pro Lys
    210   215   220

Ser Cys Asp Lys Thr His Thr Cys Pro Pro Cys Pro Ala Pro Glu Leu
225   230   235   240

```
Leu Gly Gly Pro Ser Val Phe Leu Phe Pro Pro Lys Pro Lys Asp Thr
                245                 250                 255

Tyr Ile Thr Arg Glu Thr Pro Glu Val Thr Cys Val Val Val Asp Val
            260                 265                 270

Ser His Glu Asp Pro Glu Val Lys Phe Asn Trp Tyr Val Asp Gly Val
        275                 280                 285

Glu Val His Asn Ala Lys Thr Lys Pro Arg Glu Glu Gln Tyr Gly Ser
    290                 295                 300

Thr Tyr Arg Val Val Ser Val Leu Thr Val Leu His Gln Asp Trp Leu
305                 310                 315                 320

Asn Gly Lys Glu Tyr Lys Cys Lys Val Ser Asn Lys Ala Leu Pro Ala
                325                 330                 335

Pro Ile Glu Lys Thr Ile Ser Lys Ala Lys Gly Gln Pro Arg Glu Pro
            340                 345                 350

Gln Val Tyr Thr Leu Pro Pro Ser Arg Asp Glu Leu Thr Lys Asn Gln
        355                 360                 365

Val Ser Leu Trp Cys Leu Val Lys Gly Phe Tyr Pro Ser Asp Ile Ala
    370                 375                 380

Val Glu Trp Glu Ser Asn Gly Gln Pro Glu Asn Asn Tyr Lys Thr Thr
385                 390                 395                 400

Pro Pro Val Leu Asp Ser Asp Gly Ser Phe Phe Leu Tyr Ser Lys Leu
                405                 410                 415

Thr Val Asp Lys Ser Arg Trp Gln Gln Gly Asn Val Phe Ser Cys Ser
            420                 425                 430

Val Met His Glu Ala Leu His Asn His Tyr Thr Gln Lys Ser Leu Ser
        435                 440                 445

Leu Ser Pro Gly Lys
    450


<210>  740
<211>  453
<212>  PRT
<213>  artificial

<220>
<223>  Synthetic polypeptide
```

<400> 740

```
Gln Leu Gln Leu Gln Glu Ser Gly Pro Gly Leu Val Lys Pro Ser Glu
1               5                   10                  15

Thr Leu Ser Leu Thr Cys Thr Val Ser Gly Gly Ser Ile Ser Thr Ser
            20                  25                  30

Ser Tyr Tyr Trp Gly Trp Ile Arg Gln Pro Pro Gly Lys Gly Leu Glu
        35                  40                  45

Trp Ile Gly Ser Ile Tyr Tyr Thr Gly Asn Thr Tyr Tyr Asn Pro Ser
    50                  55                  60

Leu Lys Ser Arg Val Thr Ile Ser Val Asp Thr Ser Lys Asn Gln Phe
65                  70                  75                  80

Ser Leu Lys Leu Ser Ser Val Thr Ala Ala Asp Thr Ala Val Tyr Tyr
                85                  90                  95

Cys Ala Arg Val Arg Tyr Gly Val Gly Val Pro Arg Tyr Phe Asp Pro
            100                 105                 110

Trp Gly Gln Gly Thr Leu Val Thr Val Ser Ser Ala Ser Thr Lys Gly
        115                 120                 125

Pro Ser Val Phe Pro Leu Ala Pro Ser Ser Lys Ser Thr Ser Gly Gly
    130                 135                 140

Thr Ala Ala Leu Gly Cys Leu Val Lys Asp Tyr Phe Pro Glu Pro Val
145                 150                 155                 160

Thr Val Ser Trp Asn Ser Gly Ala Leu Thr Ser Gly Val His Thr Phe
                165                 170                 175

Pro Ala Val Leu Gln Ser Ser Gly Leu Tyr Ser Leu Ser Ser Val Val
            180                 185                 190

Thr Val Pro Ser Ser Ser Leu Gly Thr Gln Thr Tyr Ile Cys Asn Val
        195                 200                 205

Asn His Lys Pro Ser Asn Thr Lys Val Asp Lys Lys Val Glu Pro Lys
    210                 215                 220

Ser Cys Asp Lys Thr His Thr Cys Pro Pro Cys Pro Ala Pro Glu Leu
225                 230                 235                 240

Leu Gly Gly Pro Ser Val Phe Leu Phe Pro Pro Lys Pro Lys Asp Thr
                245                 250                 255
```

```
Leu Met Ile Ser Arg Thr Pro Glu Val Thr Cys Val Val Val Asp Val
            260                 265                 270

Ser His Glu Asp Pro Glu Val Lys Phe Asn Trp Tyr Val Asp Gly Val
        275                 280                 285

Glu Val His Asn Ala Lys Thr Lys Pro Arg Glu Glu Gln Tyr Gly Ser
    290                 295                 300

Thr Tyr Arg Val Val Ser Val Leu Thr Val Leu His Gln Asp Trp Leu
305                 310                 315                 320

Asn Gly Lys Glu Tyr Lys Cys Lys Val Ser Asn Lys Ala Leu Pro Ala
                325                 330                 335

Pro Ile Glu Lys Thr Ile Ser Lys Ala Lys Gly Gln Pro Arg Glu Pro
            340                 345                 350

Gln Val Tyr Thr Leu Pro Pro Ser Arg Asp Glu Leu Thr Lys Asn Gln
        355                 360                 365

Val Ser Leu Ser Cys Ala Val Lys Gly Phe Tyr Pro Ser Asp Ile Ala
    370                 375                 380

Val Glu Trp Glu Ser Asn Gly Gln Pro Glu Asn Asn Tyr Lys Thr Thr
385                 390                 395                 400

Pro Pro Val Leu Asp Ser Asp Gly Ser Phe Phe Leu Val Ser Lys Leu
                405                 410                 415

Thr Val Asp Lys Ser Arg Trp Gln Gln Gly Asn Val Phe Ser Cys Ser
            420                 425                 430

Val Met His Glu Ala Leu His Asn His Tyr Thr Gln Lys Ser Leu Ser
        435                 440                 445

Leu Ser Pro Gly Lys
    450
```

<210> 741
<211> 452
<212> PRT
<213> artificial

<220>
<223> Synthetic polypeptide

<400> 741

```
Gln Leu Gln Leu Gln Glu Ser Gly Pro Gly Leu Val Lys Pro Ser Glu
1               5                   10                  15
```

```
Thr Leu Ser Leu Thr Cys Thr Val Ser Gly Gly Ser Ile Ser Thr Ser
            20                  25                  30

Ser Tyr Tyr Trp Gly Trp Ile Arg Gln Pro Pro Gly Lys Gly Leu Glu
        35                  40                  45

Trp Ile Gly Ser Ile Tyr Tyr Thr Gly Asn Thr Tyr Tyr Asn Pro Ser
    50                  55                  60

Leu Lys Ser Arg Val Thr Ile Ser Val Asp Thr Ser Lys Asn Gln Phe
65                  70                  75                  80

Ser Leu Lys Leu Ser Ser Val Thr Ala Ala Asp Thr Ala Val Tyr Tyr
                85                  90                  95

Cys Ala Arg Val Arg Tyr Gly Val Gly Val Pro Arg Tyr Phe Asp Pro
            100                 105                 110

Trp Gly Gln Gly Thr Leu Val Thr Val Ser Ser Ala Ser Thr Lys Gly
        115                 120                 125

Pro Ser Val Phe Pro Leu Ala Pro Ser Ser Lys Ser Thr Ser Gly Gly
    130                 135                 140

Thr Ala Ala Leu Gly Cys Leu Val Lys Asp Tyr Phe Pro Glu Pro Val
145                 150                 155                 160

Thr Val Ser Trp Asn Ser Gly Ala Leu Thr Ser Gly Val His Thr Phe
                165                 170                 175

Pro Ala Val Leu Gln Ser Ser Gly Leu Tyr Ser Leu Ser Ser Val Val
            180                 185                 190

Thr Val Pro Ser Ser Ser Leu Gly Thr Gln Thr Tyr Ile Cys Asn Val
        195                 200                 205

Asn His Lys Pro Ser Asn Thr Lys Val Asp Lys Lys Val Glu Pro Lys
    210                 215                 220

Ser Cys Asp Lys Thr His Thr Cys Pro Pro Cys Pro Ala Pro Glu Leu
225                 230                 235                 240

Leu Gly Gly Pro Ser Val Phe Leu Phe Pro Pro Lys Pro Lys Asp Thr
                245                 250                 255

Tyr Ile Thr Arg Glu Thr Pro Glu Val Thr Cys Val Val Val Asp Val
            260                 265                 270
```

```
Ser His Glu Asp Pro Glu Val Lys Phe Asn Trp Tyr Val Asp Gly Val
        275                 280                 285


Glu Val His Asn Ala Lys Thr Lys Pro Arg Glu Glu Gln Tyr Gly Ser
    290                 295                 300


Thr Tyr Arg Val Val Ser Val Leu Thr Val Leu His Gln Asp Trp Leu
305                 310                 315                 320


Asn Gly Lys Glu Tyr Lys Cys Lys Val Ser Asn Lys Ala Leu Pro Ala
                325                 330                 335


Pro Ile Glu Lys Thr Ile Ser Lys Ala Lys Gly Gln Pro Arg Glu Pro
            340                 345                 350


Gln Val Tyr Thr Leu Pro Pro Ser Arg Asp Glu Leu Thr Lys Asn Gln
        355                 360                 365


Val Ser Leu Ser Cys Ala Val Lys Gly Phe Tyr Pro Ser Asp Ile Ala
    370                 375                 380


Val Glu Trp Glu Ser Asn Gly Gln Pro Glu Asn Asn Tyr Lys Thr Thr
385                 390                 395                 400


Pro Pro Val Leu Asp Ser Asp Gly Ser Phe Phe Leu Val Ser Lys Leu
                405                 410                 415


Thr Val Asp Lys Ser Arg Trp Gln Gln Gly Asn Val Phe Ser Cys Ser
            420                 425                 430


Val Met His Glu Ala Leu His Asn His Tyr Thr Gln Lys Ser Leu Ser
        435                 440                 445


Leu Ser Pro Gly
    450


<210>  742
<211>  453
<212>  PRT
<213>  artificial

<220>
<223>  Synthetic polypeptide

<400>  742

Gln Leu Gln Leu Gln Glu Ser Gly Pro Gly Leu Val Lys Pro Ser Glu
1               5                   10                  15


Thr Leu Ser Leu Thr Cys Thr Val Ser Gly Gly Ser Ile Ser Thr Ser
            20                  25                  30
```

```
Ser Tyr Tyr Trp Gly Trp Ile Arg Gln Pro Pro Gly Lys Gly Leu Glu
        35                  40                  45

Trp Ile Gly Ser Ile Tyr Tyr Thr Gly Asn Thr Tyr Tyr Asn Pro Ser
    50                  55                  60

Leu Lys Ser Arg Val Thr Ile Ser Val Asp Thr Ser Lys Asn Gln Phe
65                  70                  75                  80

Ser Leu Lys Leu Ser Ser Val Thr Ala Ala Asp Thr Ala Val Tyr Tyr
                85                  90                  95

Cys Ala Arg Val Arg Tyr Gly Val Gly Val Pro Arg Tyr Phe Asp Pro
            100                 105                 110

Trp Gly Gln Gly Thr Leu Val Thr Val Ser Ser Ala Ser Thr Lys Gly
        115                 120                 125

Pro Ser Val Phe Pro Leu Ala Pro Ser Ser Lys Ser Thr Ser Gly Gly
    130                 135                 140

Thr Ala Ala Leu Gly Cys Leu Val Lys Asp Tyr Phe Pro Glu Pro Val
145                 150                 155                 160

Thr Val Ser Trp Asn Ser Gly Ala Leu Thr Ser Gly Val His Thr Phe
                165                 170                 175

Pro Ala Val Leu Gln Ser Ser Gly Leu Tyr Ser Leu Ser Ser Val Val
            180                 185                 190

Thr Val Pro Ser Ser Ser Leu Gly Thr Gln Thr Tyr Ile Cys Asn Val
        195                 200                 205

Asn His Lys Pro Ser Asn Thr Lys Val Asp Lys Lys Val Glu Pro Lys
    210                 215                 220

Ser Cys Asp Lys Thr His Thr Cys Pro Pro Cys Pro Ala Pro Glu Leu
225                 230                 235                 240

Leu Gly Gly Pro Ser Val Phe Leu Phe Pro Pro Lys Pro Lys Asp Thr
                245                 250                 255

Tyr Ile Thr Arg Glu Thr Pro Glu Val Thr Cys Val Val Val Asp Val
            260                 265                 270

Ser His Glu Asp Pro Glu Val Lys Phe Asn Trp Tyr Val Asp Gly Val
        275                 280                 285
```

```
Glu Val His Asn Ala Lys Thr Lys Pro Arg Glu Glu Gln Tyr Gly Ser
    290                 295                 300

Thr Tyr Arg Val Val Ser Val Leu Thr Val Leu His Gln Asp Trp Leu
305                 310                 315                 320

Asn Gly Lys Glu Tyr Lys Cys Lys Val Ser Asn Lys Ala Leu Pro Ala
                325                 330                 335

Pro Ile Glu Lys Thr Ile Ser Lys Ala Lys Gly Gln Pro Arg Glu Pro
            340                 345                 350

Gln Val Tyr Thr Leu Pro Pro Ser Arg Asp Glu Leu Thr Lys Asn Gln
        355                 360                 365

Val Ser Leu Ser Cys Ala Val Lys Gly Phe Tyr Pro Ser Asp Ile Ala
    370                 375                 380

Val Glu Trp Glu Ser Asn Gly Gln Pro Glu Asn Asn Tyr Lys Thr Thr
385                 390                 395                 400

Pro Pro Val Leu Asp Ser Asp Gly Ser Phe Phe Leu Val Ser Lys Leu
                405                 410                 415

Thr Val Asp Lys Ser Arg Trp Gln Gln Gly Asn Val Phe Ser Cys Ser
            420                 425                 430

Val Met His Glu Ala Leu His Asn His Tyr Thr Gln Lys Ser Leu Ser
        435                 440                 445

Leu Ser Pro Gly Lys
    450
```

<210> 743
<211> 452
<212> PRT
<213> artificial

<220>
<223> Synthetic polypeptide

<400> 743

```
Gln Leu Gln Leu Gln Glu Ser Gly Pro Gly Leu Val Lys Pro Ser Glu
1               5                   10                  15

Thr Leu Ser Leu Thr Cys Thr Val Ser Gly Gly Ser Ile Thr Ser Ser
            20                  25                  30

Asn Tyr Tyr Trp Gly Trp Ile Arg Gln Pro Pro Gly Lys Gly Leu Glu
        35                  40                  45
```

```
Trp Ile Gly Ser Ile Asp Tyr Thr Gly Ser Thr Tyr Tyr Asn Pro Ser
    50                  55                  60

Leu Lys Ser Arg Val Thr Ile Ser Val Asp Thr Ser Lys Asn Gln Phe
65                  70                  75                  80

Ser Leu Lys Leu Ser Ser Val Thr Ala Ala Asp Thr Ala Val Tyr Tyr
                85                  90                  95

Cys Ala Arg Gly Lys Tyr Tyr Glu Thr Tyr Leu Gly Phe Asp Val Trp
            100                 105                 110

Gly Gln Gly Thr Leu Val Thr Val Ser Ser Ala Ser Thr Lys Gly Pro
        115                 120                 125

Ser Val Phe Pro Leu Ala Pro Ser Ser Lys Ser Thr Ser Gly Gly Thr
    130                 135                 140

Ala Ala Leu Gly Cys Leu Val Lys Asp Tyr Phe Pro Glu Pro Val Thr
145                 150                 155                 160

Val Ser Trp Asn Ser Gly Ala Leu Thr Ser Gly Val His Thr Phe Pro
                165                 170                 175

Ala Val Leu Gln Ser Ser Gly Leu Tyr Ser Leu Ser Ser Val Val Thr
            180                 185                 190

Val Pro Ser Ser Ser Leu Gly Thr Gln Thr Tyr Ile Cys Asn Val Asn
        195                 200                 205

His Lys Pro Ser Asn Thr Lys Val Asp Lys Lys Val Glu Pro Lys Ser
    210                 215                 220

Cys Asp Lys Thr His Thr Cys Pro Pro Cys Pro Ala Pro Glu Leu Leu
225                 230                 235                 240

Gly Gly Pro Ser Val Phe Leu Phe Pro Pro Lys Pro Lys Asp Thr Leu
                245                 250                 255

Met Ile Ser Arg Thr Pro Glu Val Thr Cys Val Val Val Asp Val Ser
            260                 265                 270

His Glu Asp Pro Glu Val Lys Phe Asn Trp Tyr Val Asp Gly Val Glu
        275                 280                 285

Val His Asn Ala Lys Thr Lys Pro Arg Glu Glu Gln Tyr Gly Ser Thr
    290                 295                 300
```

```
Tyr Arg Val Val Ser Val Leu Thr Val Leu His Gln Asp Trp Leu Asn
305                 310                 315                 320


Gly Lys Glu Tyr Lys Cys Lys Val Ser Asn Lys Ala Leu Pro Ala Pro
                325                 330                 335


Ile Glu Lys Thr Ile Ser Lys Ala Lys Gly Gln Pro Arg Glu Pro Gln
            340                 345                 350


Val Tyr Thr Leu Pro Pro Ser Arg Asp Glu Leu Thr Lys Asn Gln Val
        355                 360                 365


Ser Leu Thr Cys Leu Val Lys Gly Phe Tyr Pro Ser Asp Ile Ala Val
    370                 375                 380


Glu Trp Glu Ser Asn Gly Gln Pro Glu Asn Asn Tyr Lys Thr Thr Pro
385                 390                 395                 400


Pro Val Leu Asp Ser Asp Gly Ser Phe Phe Leu Tyr Ser Lys Leu Thr
                405                 410                 415


Val Asp Lys Ser Arg Trp Gln Gln Gly Asn Val Phe Ser Cys Ser Val
            420                 425                 430


Met His Glu Ala Leu His Asn His Tyr Thr Gln Lys Ser Leu Ser Leu
        435                 440                 445


Ser Pro Gly Lys
    450


<210>  744
<211>  451
<212>  PRT
<213>  artificial

<220>
<223>  Synthetic polypeptide

<400>  744

Gln Leu Gln Leu Gln Glu Ser Gly Pro Gly Leu Val Lys Pro Ser Glu
1               5                   10                  15


Thr Leu Ser Leu Thr Cys Thr Val Ser Gly Gly Ser Ile Thr Ser Ser
            20                  25                  30


Asn Tyr Tyr Trp Gly Trp Ile Arg Gln Pro Pro Gly Lys Gly Leu Glu
        35                  40                  45


Trp Ile Gly Ser Ile Asp Tyr Thr Gly Ser Thr Tyr Tyr Asn Pro Ser
    50                  55                  60
```

```
Leu Lys Ser Arg Val Thr Ile Ser Val Asp Thr Ser Lys Asn Gln Phe
65                  70                  75                  80


Ser Leu Lys Leu Ser Ser Val Thr Ala Ala Asp Thr Ala Val Tyr Tyr
                85                  90                  95


Cys Ala Arg Gly Lys Tyr Tyr Glu Thr Tyr Leu Gly Phe Asp Val Trp
            100                 105                 110


Gly Gln Gly Thr Leu Val Thr Val Ser Ser Ala Ser Thr Lys Gly Pro
        115                 120                 125


Ser Val Phe Pro Leu Ala Pro Ser Ser Lys Ser Thr Ser Gly Gly Thr
    130                 135                 140


Ala Ala Leu Gly Cys Leu Val Lys Asp Tyr Phe Pro Glu Pro Val Thr
145                 150                 155                 160


Val Ser Trp Asn Ser Gly Ala Leu Thr Ser Gly Val His Thr Phe Pro
                165                 170                 175


Ala Val Leu Gln Ser Ser Gly Leu Tyr Ser Leu Ser Ser Val Val Thr
            180                 185                 190


Val Pro Ser Ser Ser Leu Gly Thr Gln Thr Tyr Ile Cys Asn Val Asn
        195                 200                 205


His Lys Pro Ser Asn Thr Lys Val Asp Lys Lys Val Glu Pro Lys Ser
    210                 215                 220


Cys Asp Lys Thr His Thr Cys Pro Pro Cys Pro Ala Pro Glu Leu Leu
225                 230                 235                 240


Gly Gly Pro Ser Val Phe Leu Phe Pro Pro Lys Pro Lys Asp Thr Leu
                245                 250                 255


Tyr Ile Thr Arg Glu Pro Glu Val Thr Cys Val Val Val Asp Val Ser
            260                 265                 270


His Glu Asp Pro Glu Val Lys Phe Asn Trp Tyr Val Asp Gly Val Glu
        275                 280                 285


Val His Asn Ala Lys Thr Lys Pro Arg Glu Glu Gln Tyr Gly Ser Thr
    290                 295                 300


Tyr Arg Val Val Ser Val Leu Thr Val Leu His Gln Asp Trp Leu Asn
305                 310                 315                 320
```

```
Gly Lys Glu Tyr Lys Cys Lys Val Ser Asn Lys Ala Leu Pro Ala Pro
                325                 330                 335

Ile Glu Lys Thr Ile Ser Lys Ala Lys Gly Gln Pro Arg Glu Pro Gln
            340                 345                 350

Val Tyr Thr Leu Pro Pro Ser Arg Asp Glu Leu Thr Lys Asn Gln Val
        355                 360                 365

Ser Leu Thr Cys Leu Val Lys Gly Phe Tyr Pro Ser Asp Ile Ala Val
    370                 375                 380

Glu Trp Glu Ser Asn Gly Gln Pro Glu Asn Asn Tyr Lys Thr Thr Pro
385                 390                 395                 400

Pro Val Leu Asp Ser Asp Gly Ser Phe Phe Leu Tyr Ser Lys Leu Thr
                405                 410                 415

Val Asp Lys Ser Arg Trp Gln Gln Gly Asn Val Phe Ser Cys Ser Val
            420                 425                 430

Met His Glu Ala Leu His Asn His Tyr Thr Gln Lys Ser Leu Ser Leu
        435                 440                 445

Ser Pro Gly
    450
```

<210> 745
<211> 452
<212> PRT
<213> artificial

<220>
<223> Synthetic polypeptide

<400> 745

```
Gln Leu Gln Leu Gln Glu Ser Gly Pro Gly Leu Val Lys Pro Ser Glu
1               5                   10                  15

Thr Leu Ser Leu Thr Cys Thr Val Ser Gly Gly Ser Ile Thr Ser Ser
            20                  25                  30

Asn Tyr Tyr Trp Gly Trp Ile Arg Gln Pro Pro Gly Lys Gly Leu Glu
        35                  40                  45

Trp Ile Gly Ser Ile Asp Tyr Thr Gly Ser Thr Tyr Tyr Asn Pro Ser
    50                  55                  60

Leu Lys Ser Arg Val Thr Ile Ser Val Asp Thr Ser Lys Asn Gln Phe
65                  70                  75                  80
```

```
Ser Leu Lys Leu Ser Ser Val Thr Ala Ala Asp Thr Ala Val Tyr Tyr
                85                  90                  95

Cys Ala Arg Gly Lys Tyr Tyr Glu Thr Tyr Leu Gly Phe Asp Val Trp
            100                 105                 110

Gly Gln Gly Thr Leu Val Thr Val Ser Ser Ala Ser Thr Lys Gly Pro
        115                 120                 125

Ser Val Phe Pro Leu Ala Pro Ser Ser Lys Ser Thr Ser Gly Gly Thr
    130                 135                 140

Ala Ala Leu Gly Cys Leu Val Lys Asp Tyr Phe Pro Glu Pro Val Thr
145                 150                 155                 160

Val Ser Trp Asn Ser Gly Ala Leu Thr Ser Gly Val His Thr Phe Pro
                165                 170                 175

Ala Val Leu Gln Ser Ser Gly Leu Tyr Ser Leu Ser Ser Val Val Thr
            180                 185                 190

Val Pro Ser Ser Ser Leu Gly Thr Gln Thr Tyr Ile Cys Asn Val Asn
        195                 200                 205

His Lys Pro Ser Asn Thr Lys Val Asp Lys Lys Val Glu Pro Lys Ser
    210                 215                 220

Cys Asp Lys Thr His Thr Cys Pro Pro Cys Pro Ala Pro Glu Leu Leu
225                 230                 235                 240

Gly Gly Pro Ser Val Phe Leu Phe Pro Pro Lys Pro Lys Asp Thr Leu
                245                 250                 255

Tyr Ile Thr Arg Glu Pro Glu Val Thr Cys Val Val Val Asp Val Ser
            260                 265                 270

His Glu Asp Pro Glu Val Lys Phe Asn Trp Tyr Val Asp Gly Val Glu
        275                 280                 285

Val His Asn Ala Lys Thr Lys Pro Arg Glu Glu Gln Tyr Gly Ser Thr
    290                 295                 300

Tyr Arg Val Val Ser Val Leu Thr Val Leu His Gln Asp Trp Leu Asn
305                 310                 315                 320

Gly Lys Glu Tyr Lys Cys Lys Val Ser Asn Lys Ala Leu Pro Ala Pro
                325                 330                 335
```

```
Ile Glu Lys Thr Ile Ser Lys Ala Lys Gly Gln Pro Arg Glu Pro Gln
            340                 345                 350

Val Tyr Thr Leu Pro Pro Ser Arg Asp Glu Leu Thr Lys Asn Gln Val
        355                 360                 365

Ser Leu Thr Cys Leu Val Lys Gly Phe Tyr Pro Ser Asp Ile Ala Val
    370                 375                 380

Glu Trp Glu Ser Asn Gly Gln Pro Glu Asn Asn Tyr Lys Thr Thr Pro
385                 390                 395                 400

Pro Val Leu Asp Ser Asp Gly Ser Phe Phe Leu Tyr Ser Lys Leu Thr
                405                 410                 415

Val Asp Lys Ser Arg Trp Gln Gln Gly Asn Val Phe Ser Cys Ser Val
            420                 425                 430

Met His Glu Ala Leu His Asn His Tyr Thr Gln Lys Ser Leu Ser Leu
        435                 440                 445

Ser Pro Gly Lys
    450
```

<210> 746
<211> 452
<212> PRT
<213> artificial

<220>
<223> Synthetic polypeptide

<400> 746

```
Gln Leu Gln Leu Gln Glu Ser Gly Pro Gly Leu Val Lys Pro Ser Glu
1               5                   10                  15

Thr Leu Ser Leu Thr Cys Thr Val Ser Gly Gly Ser Ile Thr Ser Ser
            20                  25                  30

Asn Tyr Tyr Trp Gly Trp Ile Arg Gln Pro Pro Gly Lys Gly Leu Glu
        35                  40                  45

Trp Ile Gly Ser Ile Asp Tyr Thr Gly Ser Thr Tyr Tyr Asn Pro Ser
    50                  55                  60

Leu Lys Ser Arg Val Thr Ile Ser Val Asp Thr Ser Lys Asn Gln Phe
65                  70                  75                  80

Ser Leu Lys Leu Ser Ser Val Thr Ala Ala Asp Thr Ala Val Tyr Tyr
                85                  90                  95
```

```
Cys Ala Arg Gly Lys Tyr Tyr Glu Thr Tyr Leu Gly Phe Asp Val Trp
            100                 105                 110

Gly Gln Gly Thr Leu Val Thr Val Ser Ser Ala Ser Thr Lys Gly Pro
        115                 120                 125

Ser Val Phe Pro Leu Ala Pro Ser Ser Lys Ser Thr Ser Gly Gly Thr
    130                 135                 140

Ala Ala Leu Gly Cys Leu Val Lys Asp Tyr Phe Pro Glu Pro Val Thr
145                 150                 155                 160

Val Ser Trp Asn Ser Gly Ala Leu Thr Ser Gly Val His Thr Phe Pro
                165                 170                 175

Ala Val Leu Gln Ser Ser Gly Leu Tyr Ser Leu Ser Ser Val Val Thr
            180                 185                 190

Val Pro Ser Ser Ser Leu Gly Thr Gln Thr Tyr Ile Cys Asn Val Asn
        195                 200                 205

His Lys Pro Ser Asn Thr Lys Val Asp Lys Lys Val Glu Pro Lys Ser
    210                 215                 220

Cys Asp Lys Thr His Thr Cys Pro Pro Cys Pro Ala Pro Glu Leu Leu
225                 230                 235                 240

Gly Gly Pro Ser Val Phe Leu Phe Pro Pro Lys Pro Lys Asp Thr Leu
                245                 250                 255

Met Ile Ser Arg Thr Pro Glu Val Thr Cys Val Val Val Asp Val Ser
            260                 265                 270

His Glu Asp Pro Glu Val Lys Phe Asn Trp Tyr Val Asp Gly Val Glu
        275                 280                 285

Val His Asn Ala Lys Thr Lys Pro Arg Glu Glu Gln Tyr Gly Ser Thr
    290                 295                 300

Tyr Arg Val Val Ser Val Leu Thr Val Leu His Gln Asp Trp Leu Asn
305                 310                 315                 320

Gly Lys Glu Tyr Lys Cys Lys Val Ser Asn Lys Ala Leu Pro Ala Pro
                325                 330                 335

Ile Glu Lys Thr Ile Ser Lys Ala Lys Gly Gln Pro Arg Glu Pro Gln
            340                 345                 350
```

```
Val Tyr Thr Leu Pro Pro Ser Arg Asp Glu Leu Thr Lys Asn Gln Val
        355                 360                 365

Ser Leu Trp Cys Leu Val Lys Gly Phe Tyr Pro Ser Asp Ile Ala Val
    370                 375                 380

Glu Trp Glu Ser Asn Gly Gln Pro Glu Asn Asn Tyr Lys Thr Thr Pro
385                 390                 395                 400

Pro Val Leu Asp Ser Asp Gly Ser Phe Phe Leu Tyr Ser Lys Leu Thr
                405                 410                 415

Val Asp Lys Ser Arg Trp Gln Gln Gly Asn Val Phe Ser Cys Ser Val
            420                 425                 430

Met His Glu Ala Leu His Asn His Tyr Thr Gln Lys Ser Leu Ser Leu
        435                 440                 445

Ser Pro Gly Lys
    450
```

<210> 747
<211> 451
<212> PRT
<213> artificial

<220>
<223> Synthetic polypeptide

<400> 747

```
Gln Leu Gln Leu Gln Glu Ser Gly Pro Gly Leu Val Lys Pro Ser Glu
1               5                   10                  15

Thr Leu Ser Leu Thr Cys Thr Val Ser Gly Gly Ser Ile Thr Ser Ser
            20                  25                  30

Asn Tyr Tyr Trp Gly Trp Ile Arg Gln Pro Pro Gly Lys Gly Leu Glu
        35                  40                  45

Trp Ile Gly Ser Ile Asp Tyr Thr Gly Ser Thr Tyr Tyr Asn Pro Ser
    50                  55                  60

Leu Lys Ser Arg Val Thr Ile Ser Val Asp Thr Ser Lys Asn Gln Phe
65                  70                  75                  80

Ser Leu Lys Leu Ser Ser Val Thr Ala Ala Asp Thr Ala Val Tyr Tyr
                85                  90                  95

Cys Ala Arg Gly Lys Tyr Tyr Glu Thr Tyr Leu Gly Phe Asp Val Trp
            100                 105                 110
```

```
Gly Gln Gly Thr Leu Val Thr Val Ser Ser Ala Ser Thr Lys Gly Pro
        115                 120                 125


Ser Val Phe Pro Leu Ala Pro Ser Ser Lys Ser Thr Ser Gly Gly Thr
    130                 135                 140


Ala Ala Leu Gly Cys Leu Val Lys Asp Tyr Phe Pro Glu Pro Val Thr
145                 150                 155                 160


Val Ser Trp Asn Ser Gly Ala Leu Thr Ser Gly Val His Thr Phe Pro
                165                 170                 175


Ala Val Leu Gln Ser Ser Gly Leu Tyr Ser Leu Ser Ser Val Val Thr
            180                 185                 190


Val Pro Ser Ser Ser Leu Gly Thr Gln Thr Tyr Ile Cys Asn Val Asn
        195                 200                 205


His Lys Pro Ser Asn Thr Lys Val Asp Lys Lys Val Glu Pro Lys Ser
    210                 215                 220


Cys Asp Lys Thr His Thr Cys Pro Pro Cys Pro Ala Pro Glu Leu Leu
225                 230                 235                 240


Gly Gly Pro Ser Val Phe Leu Phe Pro Pro Lys Pro Lys Asp Thr Leu
                245                 250                 255


Tyr Ile Thr Arg Glu Pro Glu Val Thr Cys Val Val Val Asp Val Ser
            260                 265                 270


His Glu Asp Pro Glu Val Lys Phe Asn Trp Tyr Val Asp Gly Val Glu
        275                 280                 285


Val His Asn Ala Lys Thr Lys Pro Arg Glu Glu Gln Tyr Gly Ser Thr
    290                 295                 300


Tyr Arg Val Val Ser Val Leu Thr Val Leu His Gln Asp Trp Leu Asn
305                 310                 315                 320


Gly Lys Glu Tyr Lys Cys Lys Val Ser Asn Lys Ala Leu Pro Ala Pro
                325                 330                 335


Ile Glu Lys Thr Ile Ser Lys Ala Lys Gly Gln Pro Arg Glu Pro Gln
            340                 345                 350


Val Tyr Thr Leu Pro Pro Ser Arg Asp Glu Leu Thr Lys Asn Gln Val
        355                 360                 365
```

```
Ser Leu Trp Cys Leu Val Lys Gly Phe Tyr Pro Ser Asp Ile Ala Val
    370                 375                 380

Glu Trp Glu Ser Asn Gly Gln Pro Glu Asn Asn Tyr Lys Thr Thr Pro
385                 390                 395                 400

Pro Val Leu Asp Ser Asp Gly Ser Phe Phe Leu Tyr Ser Lys Leu Thr
                405                 410                 415

Val Asp Lys Ser Arg Trp Gln Gln Gly Asn Val Phe Ser Cys Ser Val
            420                 425                 430

Met His Glu Ala Leu His Asn His Tyr Thr Gln Lys Ser Leu Ser Leu
        435                 440                 445

Ser Pro Gly
    450
```

<210> 748
<211> 452
<212> PRT
<213> artificial

<220>
<223> Synthetic polypeptide

<400> 748

```
Gln Leu Gln Leu Gln Glu Ser Gly Pro Gly Leu Val Lys Pro Ser Glu
1               5                   10                  15

Thr Leu Ser Leu Thr Cys Thr Val Ser Gly Gly Ser Ile Thr Ser Ser
            20                  25                  30

Asn Tyr Tyr Trp Gly Trp Ile Arg Gln Pro Pro Gly Lys Gly Leu Glu
        35                  40                  45

Trp Ile Gly Ser Ile Asp Tyr Thr Gly Ser Thr Tyr Tyr Asn Pro Ser
    50                  55                  60

Leu Lys Ser Arg Val Thr Ile Ser Val Asp Thr Ser Lys Asn Gln Phe
65                  70                  75                  80

Ser Leu Lys Leu Ser Ser Val Thr Ala Ala Asp Thr Ala Val Tyr Tyr
                85                  90                  95

Cys Ala Arg Gly Lys Tyr Tyr Glu Thr Tyr Leu Gly Phe Asp Val Trp
            100                 105                 110

Gly Gln Gly Thr Leu Val Thr Val Ser Ser Ala Ser Thr Lys Gly Pro
        115                 120                 125
```

```
Ser Val Phe Pro Leu Ala Pro Ser Ser Lys Ser Thr Ser Gly Gly Thr
    130                 135                 140

Ala Ala Leu Gly Cys Leu Val Lys Asp Tyr Phe Pro Glu Pro Val Thr
145                 150                 155                 160

Val Ser Trp Asn Ser Gly Ala Leu Thr Ser Gly Val His Thr Phe Pro
                165                 170                 175

Ala Val Leu Gln Ser Ser Gly Leu Tyr Ser Leu Ser Ser Val Val Thr
            180                 185                 190

Val Pro Ser Ser Ser Leu Gly Thr Gln Thr Tyr Ile Cys Asn Val Asn
        195                 200                 205

His Lys Pro Ser Asn Thr Lys Val Asp Lys Lys Val Glu Pro Lys Ser
    210                 215                 220

Cys Asp Lys Thr His Thr Cys Pro Pro Cys Pro Ala Pro Glu Leu Leu
225                 230                 235                 240

Gly Gly Pro Ser Val Phe Leu Phe Pro Pro Lys Pro Lys Asp Thr Leu
                245                 250                 255

Tyr Ile Thr Arg Glu Pro Glu Val Thr Cys Val Val Val Asp Val Ser
            260                 265                 270

His Glu Asp Pro Glu Val Lys Phe Asn Trp Tyr Val Asp Gly Val Glu
        275                 280                 285

Val His Asn Ala Lys Thr Lys Pro Arg Glu Glu Gln Tyr Gly Ser Thr
    290                 295                 300

Tyr Arg Val Val Ser Val Leu Thr Val Leu His Gln Asp Trp Leu Asn
305                 310                 315                 320

Gly Lys Glu Tyr Lys Cys Lys Val Ser Asn Lys Ala Leu Pro Ala Pro
                325                 330                 335

Ile Glu Lys Thr Ile Ser Lys Ala Lys Gly Gln Pro Arg Glu Pro Gln
            340                 345                 350

Val Tyr Thr Leu Pro Pro Ser Arg Asp Glu Leu Thr Lys Asn Gln Val
        355                 360                 365

Ser Leu Trp Cys Leu Val Lys Gly Phe Tyr Pro Ser Asp Ile Ala Val
    370                 375                 380
```

```
Glu Trp Glu Ser Asn Gly Gln Pro Glu Asn Asn Tyr Lys Thr Thr Pro
385                 390                 395                 400


Pro Val Leu Asp Ser Asp Gly Ser Phe Phe Leu Tyr Ser Lys Leu Thr
                405                 410                 415


Val Asp Lys Ser Arg Trp Gln Gln Gly Asn Val Phe Ser Cys Ser Val
            420                 425                 430


Met His Glu Ala Leu His Asn His Tyr Thr Gln Lys Ser Leu Ser Leu
        435                 440                 445


Ser Pro Gly Lys
    450


<210>  749
<211>  452
<212>  PRT
<213>  artificial

<220>
<223>  Synthetic polypeptide

<400>  749

Gln Leu Gln Leu Gln Glu Ser Gly Pro Gly Leu Val Lys Pro Ser Glu
1               5                   10                  15


Thr Leu Ser Leu Thr Cys Thr Val Ser Gly Gly Ser Ile Thr Ser Ser
            20                  25                  30


Asn Tyr Tyr Trp Gly Trp Ile Arg Gln Pro Pro Gly Lys Gly Leu Glu
        35                  40                  45


Trp Ile Gly Ser Ile Asp Tyr Thr Gly Ser Thr Tyr Tyr Asn Pro Ser
    50                  55                  60


Leu Lys Ser Arg Val Thr Ile Ser Val Asp Thr Ser Lys Asn Gln Phe
65                  70                  75                  80


Ser Leu Lys Leu Ser Ser Val Thr Ala Ala Asp Thr Ala Val Tyr Tyr
                85                  90                  95


Cys Ala Arg Gly Lys Tyr Tyr Glu Thr Tyr Leu Gly Phe Asp Val Trp
            100                 105                 110


Gly Gln Gly Thr Leu Val Thr Val Ser Ser Ala Ser Thr Lys Gly Pro
        115                 120                 125


Ser Val Phe Pro Leu Ala Pro Ser Ser Lys Ser Thr Ser Gly Gly Thr
    130                 135                 140
```

```
Ala Ala Leu Gly Cys Leu Val Lys Asp Tyr Phe Pro Glu Pro Val Thr
145                 150                 155                 160

Val Ser Trp Asn Ser Gly Ala Leu Thr Ser Gly Val His Thr Phe Pro
                165                 170                 175

Ala Val Leu Gln Ser Ser Gly Leu Tyr Ser Leu Ser Ser Val Val Thr
            180                 185                 190

Val Pro Ser Ser Ser Leu Gly Thr Gln Thr Tyr Ile Cys Asn Val Asn
        195                 200                 205

His Lys Pro Ser Asn Thr Lys Val Asp Lys Lys Val Glu Pro Lys Ser
    210                 215                 220

Cys Asp Lys Thr His Thr Cys Pro Pro Cys Pro Ala Pro Glu Leu Leu
225                 230                 235                 240

Gly Gly Pro Ser Val Phe Leu Phe Pro Pro Lys Pro Lys Asp Thr Leu
                245                 250                 255

Met Ile Ser Arg Thr Pro Glu Val Thr Cys Val Val Val Asp Val Ser
            260                 265                 270

His Glu Asp Pro Glu Val Lys Phe Asn Trp Tyr Val Asp Gly Val Glu
        275                 280                 285

Val His Asn Ala Lys Thr Lys Pro Arg Glu Glu Gln Tyr Gly Ser Thr
    290                 295                 300

Tyr Arg Val Val Ser Val Leu Thr Val Leu His Gln Asp Trp Leu Asn
305                 310                 315                 320

Gly Lys Glu Tyr Lys Cys Lys Val Ser Asn Lys Ala Leu Pro Ala Pro
                325                 330                 335

Ile Glu Lys Thr Ile Ser Lys Ala Lys Gly Gln Pro Arg Glu Pro Gln
            340                 345                 350

Val Tyr Thr Leu Pro Pro Ser Arg Asp Glu Leu Thr Lys Asn Gln Val
        355                 360                 365

Ser Leu Ser Cys Ala Val Lys Gly Phe Tyr Pro Ser Asp Ile Ala Val
    370                 375                 380

Glu Trp Glu Ser Asn Gly Gln Pro Glu Asn Asn Tyr Lys Thr Thr Pro
385                 390                 395                 400
```

Pro Val Leu Asp Ser Asp Gly Ser Phe Phe Leu Val Ser Lys Leu Thr
405 410 415

Val Asp Lys Ser Arg Trp Gln Gln Gly Asn Val Phe Ser Cys Ser Val
420 425 430

Met His Glu Ala Leu His Asn His Tyr Thr Gln Lys Ser Leu Ser Leu
435 440 445

Ser Pro Gly Lys
450

<210> 750
<211> 451
<212> PRT
<213> artificial

<220>
<223> Synthetic polypeptide

<400> 750

Gln Leu Gln Leu Gln Glu Ser Gly Pro Gly Leu Val Lys Pro Ser Glu
1 5 10 15

Thr Leu Ser Leu Thr Cys Thr Val Ser Gly Gly Ser Ile Thr Ser Ser
20 25 30

Asn Tyr Tyr Trp Gly Trp Ile Arg Gln Pro Pro Gly Lys Gly Leu Glu
35 40 45

Trp Ile Gly Ser Ile Asp Tyr Thr Gly Ser Thr Tyr Tyr Asn Pro Ser
50 55 60

Leu Lys Ser Arg Val Thr Ile Ser Val Asp Thr Ser Lys Asn Gln Phe
65 70 75 80

Ser Leu Lys Leu Ser Ser Val Thr Ala Ala Asp Thr Ala Val Tyr Tyr
85 90 95

Cys Ala Arg Gly Lys Tyr Tyr Glu Thr Tyr Leu Gly Phe Asp Val Trp
100 105 110

Gly Gln Gly Thr Leu Val Thr Val Ser Ser Ala Ser Thr Lys Gly Pro
115 120 125

Ser Val Phe Pro Leu Ala Pro Ser Ser Lys Ser Thr Ser Gly Gly Thr
130 135 140

Ala Ala Leu Gly Cys Leu Val Lys Asp Tyr Phe Pro Glu Pro Val Thr
145 150 155 160

```
Val Ser Trp Asn Ser Gly Ala Leu Thr Ser Gly Val His Thr Phe Pro
                165                 170                 175

Ala Val Leu Gln Ser Ser Gly Leu Tyr Ser Leu Ser Ser Val Val Thr
            180                 185                 190

Val Pro Ser Ser Ser Leu Gly Thr Gln Thr Tyr Ile Cys Asn Val Asn
        195                 200                 205

His Lys Pro Ser Asn Thr Lys Val Asp Lys Lys Val Glu Pro Lys Ser
    210                 215                 220

Cys Asp Lys Thr His Thr Cys Pro Pro Cys Pro Ala Pro Glu Leu Leu
225                 230                 235                 240

Gly Gly Pro Ser Val Phe Leu Phe Pro Pro Lys Pro Lys Asp Thr Leu
                245                 250                 255

Tyr Ile Thr Arg Glu Pro Glu Val Thr Cys Val Val Val Asp Val Ser
            260                 265                 270

His Glu Asp Pro Glu Val Lys Phe Asn Trp Tyr Val Asp Gly Val Glu
        275                 280                 285

Val His Asn Ala Lys Thr Lys Pro Arg Glu Glu Gln Tyr Gly Ser Thr
    290                 295                 300

Tyr Arg Val Val Ser Val Leu Thr Val Leu His Gln Asp Trp Leu Asn
305                 310                 315                 320

Gly Lys Glu Tyr Lys Cys Lys Val Ser Asn Lys Ala Leu Pro Ala Pro
                325                 330                 335

Ile Glu Lys Thr Ile Ser Lys Ala Lys Gly Gln Pro Arg Glu Pro Gln
            340                 345                 350

Val Tyr Thr Leu Pro Pro Ser Arg Asp Glu Leu Thr Lys Asn Gln Val
        355                 360                 365

Ser Leu Ser Cys Ala Val Lys Gly Phe Tyr Pro Ser Asp Ile Ala Val
    370                 375                 380

Glu Trp Glu Ser Asn Gly Gln Pro Glu Asn Asn Tyr Lys Thr Thr Pro
385                 390                 395                 400

Pro Val Leu Asp Ser Asp Gly Ser Phe Phe Leu Val Ser Lys Leu Thr
                405                 410                 415
```

Val Asp Lys Ser Arg Trp Gln Gln Gly Asn Val Phe Ser Cys Ser Val
420 425 430

Met His Glu Ala Leu His Asn His Tyr Thr Gln Lys Ser Leu Ser Leu
435 440 445

Ser Pro Gly
450

<210> 751
<211> 452
<212> PRT
<213> artificial

<220>
<223> Synthetic polypeptide

<400> 751

Gln Leu Gln Leu Gln Glu Ser Gly Pro Gly Leu Val Lys Pro Ser Glu
1 5 10 15

Thr Leu Ser Leu Thr Cys Thr Val Ser Gly Gly Ser Ile Thr Ser Ser
20 25 30

Asn Tyr Tyr Trp Gly Trp Ile Arg Gln Pro Pro Gly Lys Gly Leu Glu
35 40 45

Trp Ile Gly Ser Ile Asp Tyr Thr Gly Ser Thr Tyr Tyr Asn Pro Ser
50 55 60

Leu Lys Ser Arg Val Thr Ile Ser Val Asp Thr Ser Lys Asn Gln Phe
65 70 75 80

Ser Leu Lys Leu Ser Ser Val Thr Ala Ala Asp Thr Ala Val Tyr Tyr
85 90 95

Cys Ala Arg Gly Lys Tyr Tyr Glu Thr Tyr Leu Gly Phe Asp Val Trp
100 105 110

Gly Gln Gly Thr Leu Val Thr Val Ser Ser Ala Ser Thr Lys Gly Pro
115 120 125

Ser Val Phe Pro Leu Ala Pro Ser Ser Lys Ser Thr Ser Gly Gly Thr
130 135 140

Ala Ala Leu Gly Cys Leu Val Lys Asp Tyr Phe Pro Glu Pro Val Thr
145 150 155 160

Val Ser Trp Asn Ser Gly Ala Leu Thr Ser Gly Val His Thr Phe Pro
165 170 175

```
Ala Val Leu Gln Ser Ser Gly Leu Tyr Ser Leu Ser Ser Val Val Thr
            180                 185                 190

Val Pro Ser Ser Ser Leu Gly Thr Gln Thr Tyr Ile Cys Asn Val Asn
        195                 200                 205

His Lys Pro Ser Asn Thr Lys Val Asp Lys Lys Val Glu Pro Lys Ser
    210                 215                 220

Cys Asp Lys Thr His Thr Cys Pro Pro Cys Pro Ala Pro Glu Leu Leu
225                 230                 235                 240

Gly Gly Pro Ser Val Phe Leu Phe Pro Pro Lys Pro Lys Asp Thr Leu
                245                 250                 255

Tyr Ile Thr Arg Glu Pro Glu Val Thr Cys Val Val Val Asp Val Ser
            260                 265                 270

His Glu Asp Pro Glu Val Lys Phe Asn Trp Tyr Val Asp Gly Val Glu
        275                 280                 285

Val His Asn Ala Lys Thr Lys Pro Arg Glu Glu Gln Tyr Gly Ser Thr
    290                 295                 300

Tyr Arg Val Val Ser Val Leu Thr Val Leu His Gln Asp Trp Leu Asn
305                 310                 315                 320

Gly Lys Glu Tyr Lys Cys Lys Val Ser Asn Lys Ala Leu Pro Ala Pro
                325                 330                 335

Ile Glu Lys Thr Ile Ser Lys Ala Lys Gly Gln Pro Arg Glu Pro Gln
            340                 345                 350

Val Tyr Thr Leu Pro Pro Ser Arg Asp Glu Leu Thr Lys Asn Gln Val
        355                 360                 365

Ser Leu Ser Cys Ala Val Lys Gly Phe Tyr Pro Ser Asp Ile Ala Val
    370                 375                 380

Glu Trp Glu Ser Asn Gly Gln Pro Glu Asn Asn Tyr Lys Thr Thr Pro
385                 390                 395                 400

Pro Val Leu Asp Ser Asp Gly Ser Phe Phe Leu Val Ser Lys Leu Thr
                405                 410                 415

Val Asp Lys Ser Arg Trp Gln Gln Gly Asn Val Phe Ser Cys Ser Val
            420                 425                 430
```

```
Met His Glu Ala Leu His Asn His Tyr Thr Gln Lys Ser Leu Ser Leu
        435                 440                 445


Ser Pro Gly Lys
    450
```