



US00D701992S

(12) **United States Design Patent**
von Zittwitz

(10) **Patent No.:** **US D701,992 S**

(45) **Date of Patent:** **** Apr. 1, 2014**

- (54) **COVER FOR A LIGHTING UNIT**
- (71) Applicant: **ZON LED LLC**, Romeo, MI (US)
- (72) Inventor: **Paul von Zittwitz**, Romeo, MI (US)
- (73) Assignee: **Zon Led LLC**, Romeo, MI (US)
- (**) Term: **14 Years**
- (21) Appl. No.: **29/453,635**
- (22) Filed: **May 1, 2013**
- (51) **LOC (10) Cl.** **26-99**
- (52) **U.S. Cl.**
USPC **D26/118**
- (58) **Field of Classification Search**
USPC D26/152, 113, 118, 119, 154, 61, 62,
D26/65, 75, 16, 1, 2, 3, 120, 138, 128, 155,
D26/76, 121, 124, 125, 123, 141, 142, 66,
D26/68, 86, 71, 72, 77, 78, 151, 145, 74, 85,
D26/89, 82, 84, 92, 87, 136, 63, 59, 58, 28,
D26/88, 11, 9, 22, 81, 127, 129, 130, 131,
D26/133, 134, 135, 55; D13/179, 180;
362/219, 223, 225, 347, 346, 373, 326,
362/283, 249.02, 362, 374, 375, 408, 327,
362/328, 404, 297, 147, 149, 249.03,
362/249.11; D23/377, 411, 413; D11/89,
D11/90
See application file for complete search history.

D447,272 S *	8/2001	Smith	D26/118
6,454,442 B1 *	9/2002	Changaris	362/297
6,508,574 B1 *	1/2003	Sara et al.	362/297
D485,636 S *	1/2004	Patterson et al.	D26/92
6,773,135 B1 *	8/2004	Packer	362/145
6,918,684 B2 *	7/2005	Harvey	362/297
7,175,312 B2 *	2/2007	Fowler, Jr.	362/260
D544,138 S *	6/2007	Hargreaves	D26/118
D565,222 S *	3/2008	Dixon	D26/63
D575,139 S *	8/2008	LePoire et al.	D8/349
D585,587 S *	1/2009	Fan	D26/118
D606,701 S *	12/2009	Chandler	D26/87
D623,344 S *	9/2010	Tsai	D26/138
D623,350 S *	9/2010	Tsai	D26/140
D626,271 S *	10/2010	Verelst	D26/85
D646,014 S *	9/2011	Hsieh	D26/118
D659,895 S *	5/2012	Maxik et al.	D26/118

(Continued)

Primary Examiner — Kevin Rudzinski

(74) *Attorney, Agent, or Firm* — Endurance Law Group, PLC

(57) **CLAIM**

I claim the ornamental design for a cover for a lighting unit, as shown and described.

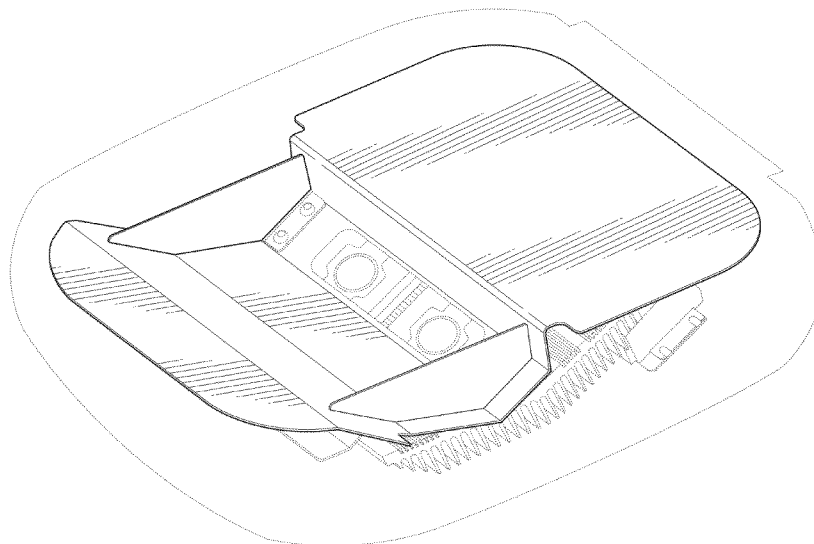
DESCRIPTION

FIG. 1 is a perspective view of a cover for an overhead-type lighting unit;
 FIG. 2 is another perspective view of the cover;
 FIG. 3 is top view of the decorative cover;
 FIG. 4 is a front view of the decorative cover, the rear view being a mirror image thereof;
 FIG. 5 is a right end view as taken from FIG. 4;
 FIG. 6 is a left end view as taken from FIG. 4; and,
 FIG. 7 is a bottom view.

The broken lines are directed to environment and are for illustrative purposes only; the broken lines form no part of the claimed design.

1 Claim, 6 Drawing Sheets

- (56) **References Cited**
U.S. PATENT DOCUMENTS
- | | | | | |
|---------------|---------|----------------|-------|---------|
| 5,075,827 A * | 12/1991 | Smith | | 362/221 |
| 5,142,459 A * | 8/1992 | Swarens et al. | | 362/147 |
| D344,359 S * | 2/1994 | Matos | | D26/93 |
| D351,481 S * | 10/1994 | Cole, Jr. | | D26/76 |
| D356,876 S * | 3/1995 | Waldmann | | D26/107 |
| 6,079,851 A * | 6/2000 | Altman et al. | | 362/260 |



US D701,992 S

Page 2

(56)

References Cited

2004/0037068 A1* 2/2004 Patterson et al. 362/147
2005/0018428 A1* 1/2005 Harvey 362/297

U.S. PATENT DOCUMENTS

D673,719 S * 1/2013 Yeh D26/118 * cited by examiner

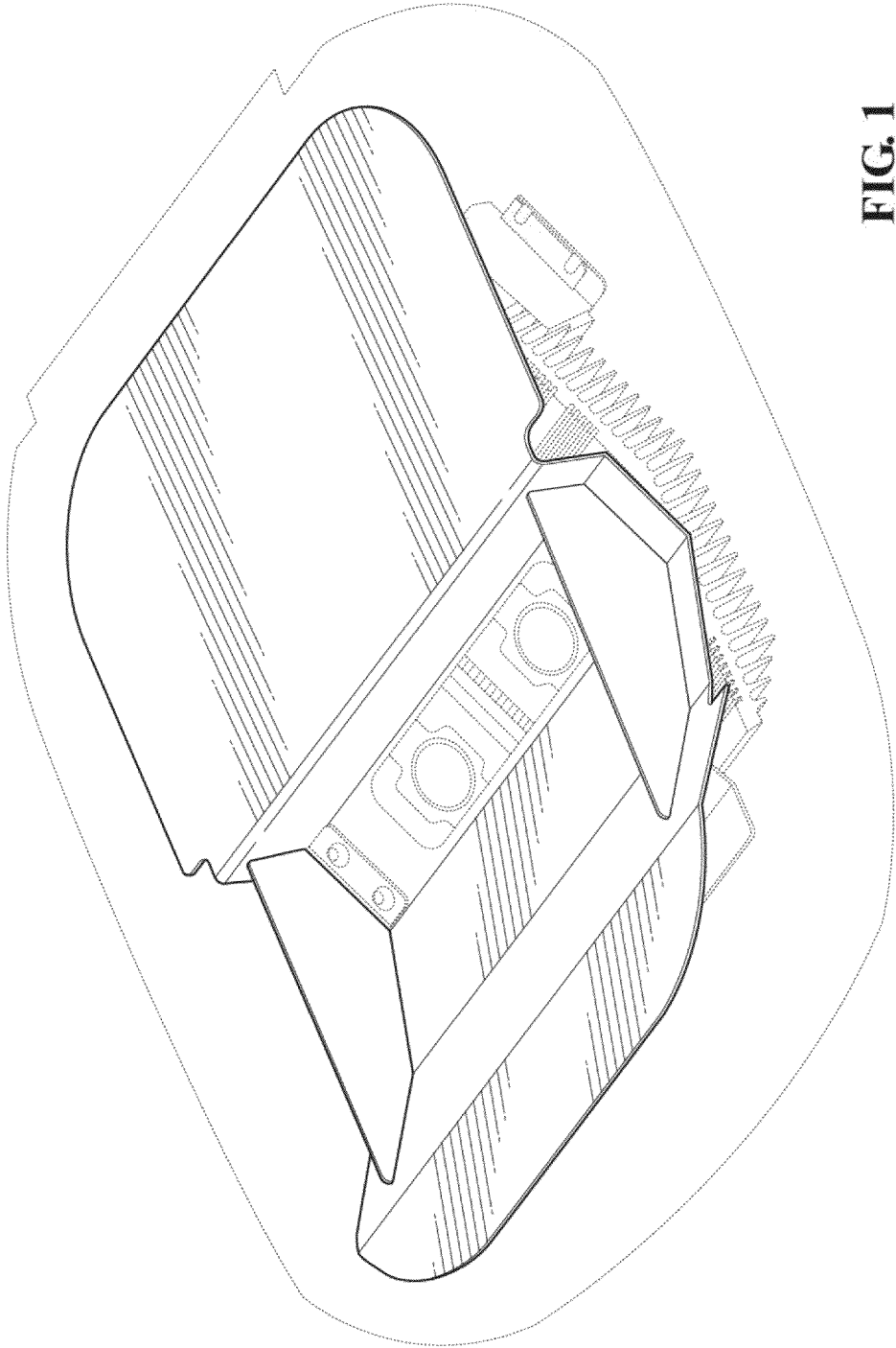


FIG. 1

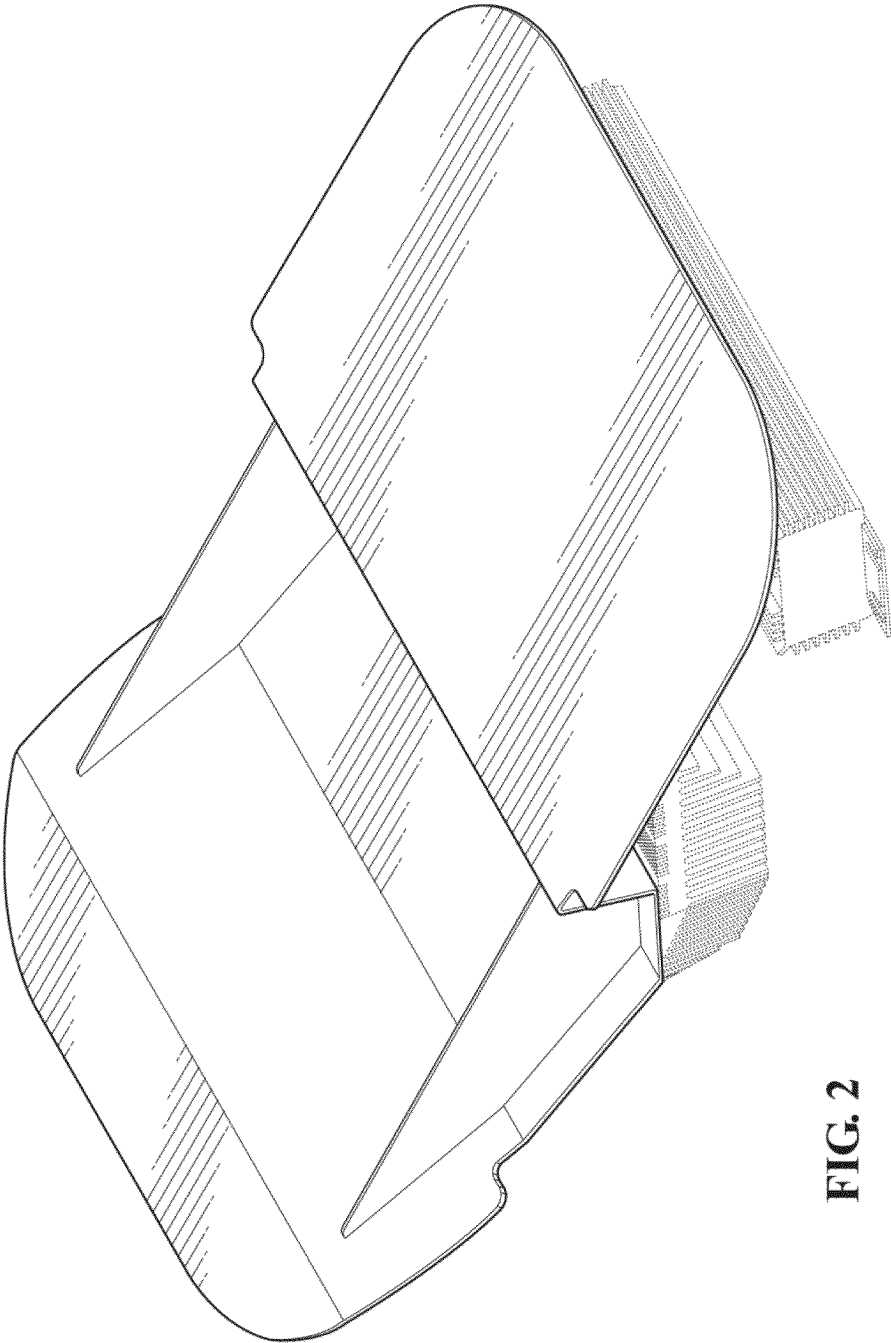


FIG. 2

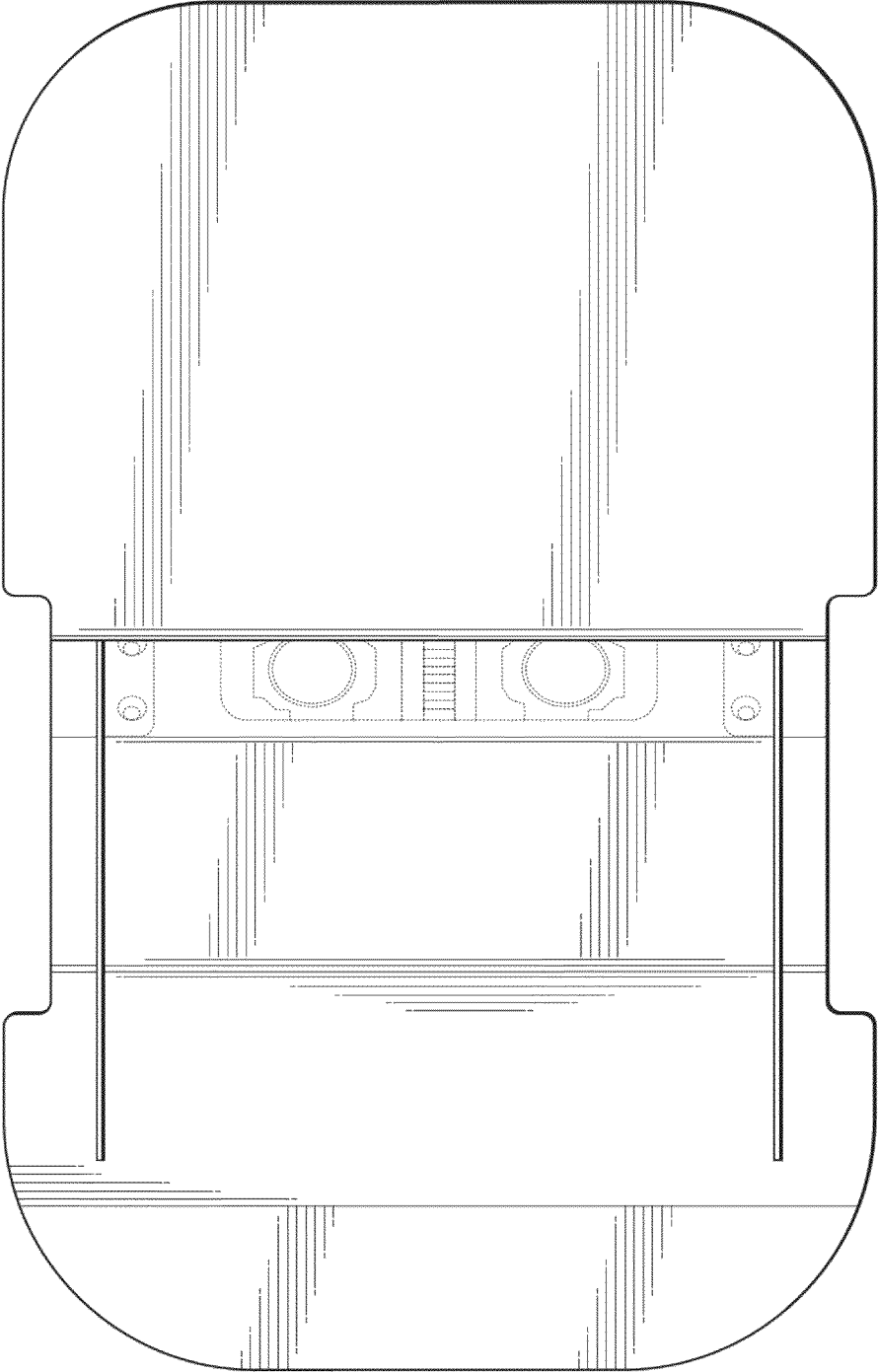


FIG. 3

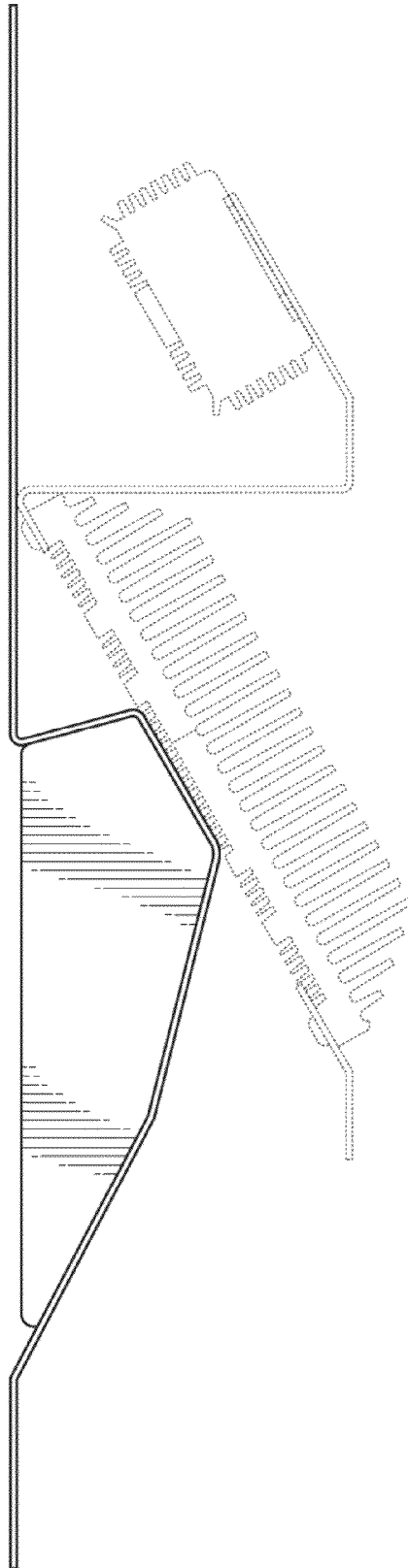


FIG. 4

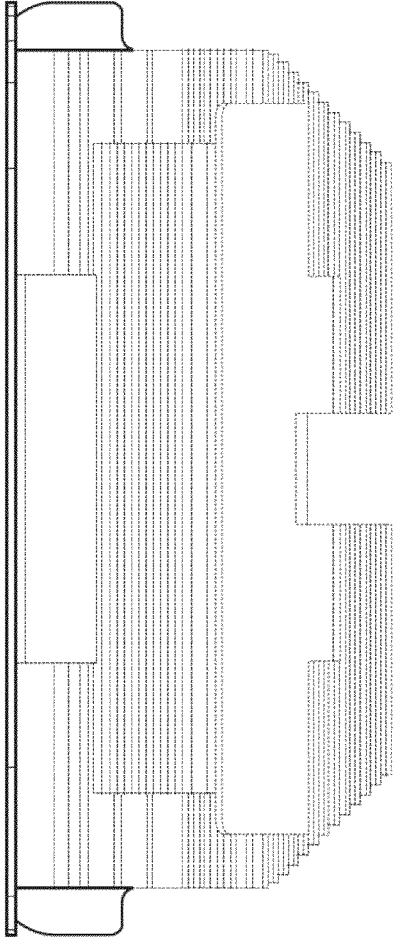


FIG. 5

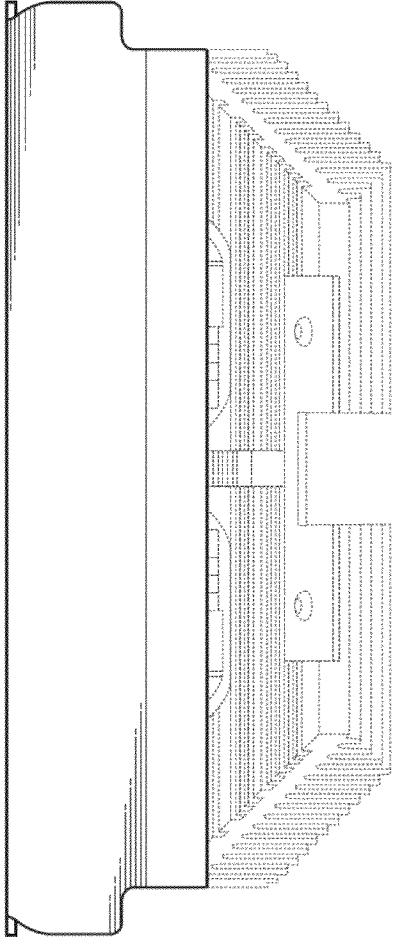


FIG. 6

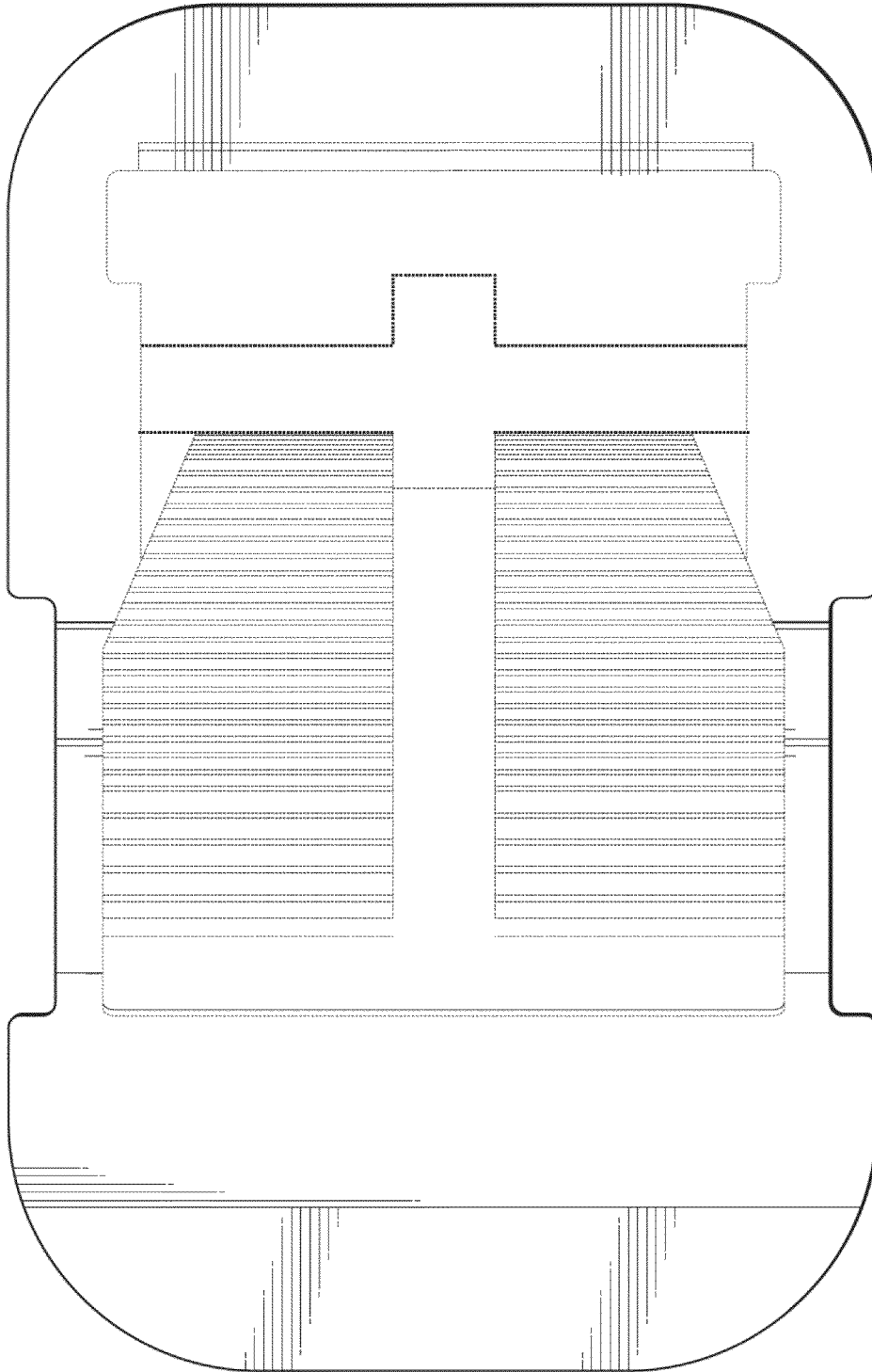


FIG. 7